



The United Republic of Tanzania

Population Distribution by Age and Sex

National Bureau of Statistics
Ministry of Finance
Dar es Salaam

and

Office of Chief Government Statistician
President's Office, Finance, Economy and
Development Planning
Zanzibar

September, 2013



UNITED REPUBLIC OF TANZANIA, ADMINISTRATIVE BOUNDARIES



Foreword

The 2012 Population and Housing Census (PHC) for the United Republic of Tanzania was carried out on the 26th August, 2012. This was the fifth Census after the Union of Tanganyika and Zanzibar in 1964. Other Censuses were carried out in 1967, 1978, 1988 and 2002. The 2012 PHC, like others, will contribute to the improvement of quality of life of Tanzanians through the provision of current and reliable data for policy formulation, development planning and services delivery as well as for monitoring and evaluating national and international development frameworks.


The 2012 PHC is unique in the sense that, the information collected will be used in monitoring and evaluating the Development Vision 2025 for Tanzania Mainland and Zanzibar Development Vision 2020, Five Year Development Plan 2011/12 – 2015/16, National Strategy for Growth and Reduction of Poverty (NSGRP) commonly known as MKUKUTA and Zanzibar Strategy for Growth and Reduction of Poverty (ZSGRP) commonly known as MKUZA. The census will also provide information for the evaluation of the Millennium Development Goals (MDGs) in 2015. The Poverty Monitoring Master Plan, which is the monitoring tool for NSGRP and ZSGRP, mapped out core indicators for poverty monitoring against the sequence of surveys, with the 2012 PHC being one of them. Several of these core indicators for poverty monitoring will be measured directly from the 2012 PHC. The census will also provide a denominator for the determination of other indicators such as enrolment and literacy rates, infant and maternal mortality rates, unemployment rate and others.

The Population Distribution by Age and Sex is the second of a series of planned publications for the 2012 PHC. The main purpose of the report is to give aggregated totals of population by age and sex at national, regional and district council level for informed decision making. The next reports in the series will present the socio-economic characteristics of the population at national, regional and district levels.

The success of the census depended upon the cooperation and contributions from the government, development partners, various institutions and the public at large. A special word of thanks should go to the government leaders at all levels particularly, Minister for Finance; Minister of State, President's Office, Finance, Economy and Development Planning, Zanzibar; Members of Parliament; Members of House of Representatives; Councilors; Regional and District Census Committees chaired by Regional and District Commissioners; Field Assistants; Enumerators; Supervisors; local leaders and heads of households.

Our special gratitude should go to the following; DfID, Government of Japan, JICA, UNDP, UNFPA, UNICEF, USAID, World Bank and other development partners for providing assistance in terms of equipment, long and short term consultancies, training and funding. We would like to thank religious and political party leaders, as well as Non-Governmental Organisations (NGOs), mass media and the general public for their contribution towards successful implementation of the census.

Last but not least, we would wish to acknowledge the vital contributions to the project by Hajjat Amina Mrisho Said, the 2012 Commissioner for Population and Housing Census and Mr. Mwalim Haji Ameir, the Census Commissar for Zanzibar. Special thanks should also go to the Management and staff of the National Bureau of Statistics and Office of Chief Government Statistician, Zanzibar. Their commitment and dedication made significant contributions to the overall efficiency of the census operations. We would also like to convey our appreciation to all other Government Officials who worked tirelessly to ensure successful implementation of the 2012 Population and Housing Census.



A handwritten signature in blue ink, reading 'M. Pinda'.

Hon. Mizengo Peter Pinda (MP),
Prime Minister, United Republic of Tanzania



A handwritten signature in black ink, reading 'Seif Ali Iddi'.

Hon. Ambassador Seif Ali Iddi (MP and MHR),
Second Vice President, Zanzibar

September, 2013

Organization of the Report

The Population Distribution by Age and Sex Report is the second in a series of publications earmarked for 2012 Population and Housing Census (PHC). The Report presents aggregated totals of the population by age and sex at national, regional and district or council levels.

Chapter one gives an overview of the 2012 PHC, giving a brief history of Census undertaking in Tanzania, objectives and preparations of the 2012 PHC, enumeration and post-enumeration activities. The chapter also highlights the main challenges faced during the implementation of Census.

Chapter Two deals with evaluation of the quality of age and sex data. In this chapter, the quality of age data is examined using five dimensions, namely, line graphs, population pyramids, indices of digit preference, diagonal consistency and vertical consistency checks.

Chapter Three gives result highlights on the population distribution by age and sex. Summary results are presented on age and sex structure by major population age groups such as population under 15 years of age, population aged 15-24, population 15-64 and elderly population. Highlights are given for the United Republic of Tanzania, Tanzania Mainland and Tanzania Zanzibar and regional levels. A brief descriptive analysis of the information is also presented.

Chapter Four gives the population distribution statistical tables on age and sex by single and five year age groups at National, Regional and Districts or Councils levels.

Table 1.1: Summary Results by Age and Sex, Tanzania 2012 Census

| Population Group | Tanzania | | Tanzania Mainland | | Tanzania Zanzibar | |
|---------------------------------------|-------------------|--------------|-------------------|--------------|-------------------|--------------|
| | Number | Percentage | Number | Percentage | Number | Percentage |
| Total Population | 44,928,923 | 100.0 | 43,625,354 | 100.0 | 1,303,569 | 100.0 |
| Male | 21,869,990 | 48.7 | 21,239,313 | 48.7 | 630,677 | 48.4 |
| Female | 23,058,933 | 51.3 | 22,386,041 | 51.3 | 672,892 | 51.6 |
| Children (Under 1 year) | 1,499,389 | 3.3 | 1,457,151 | 3.3 | 42,238 | 3.2 |
| Male | 747,826 | 3.4 | 726,536 | 3.4 | 21,290 | 3.4 |
| Female | 751,563 | 3.3 | 730,615 | 3.3 | 20,948 | 3.1 |
| Children (0–4 years) | 7,273,832 | 16.2 | 7,069,895 | 16.2 | 203,937 | 15.6 |
| Male | 3,637,982 | 16.6 | 3,535,673 | 16.6 | 102,309 | 16.2 |
| Female | 3,635,850 | 15.8 | 3,534,222 | 15.8 | 101,628 | 15.1 |
| Young Population (0–14 years) | 19,725,456 | 43.9 | 19,171,107 | 43.9 | 554,349 | 42.5 |
| Male | 9,864,400 | 45.1 | 9,586,897 | 45.1 | 277,503 | 44.0 |
| Female | 9,861,056 | 42.8 | 9,584,210 | 42.8 | 276,846 | 41.1 |
| Young Population (0–17 years) | 22,504,526 | 50.1 | 21,866,258 | 50.1 | 638,268 | 49.0 |
| Male | 11,240,635 | 51.4 | 10,922,412 | 51.4 | 318,223 | 50.5 |
| Female | 11,263,891 | 48.8 | 10,943,846 | 48.9 | 320,045 | 47.6 |
| Youth Population (15–24 years) | 8,562,875 | 19.1 | 8,297,772 | 19.0 | 265,103 | 20.3 |
| Male | 4,032,029 | 18.4 | 3,909,204 | 18.4 | 122,825 | 19.5 |
| Female | 4,530,846 | 19.6 | 4,388,568 | 19.6 | 142,278 | 21.1 |
| Youth Population (15–35 years) | 15,587,621 | 34.7 | 15,115,987 | 34.6 | 471,634 | 36.2 |
| Male | 7,314,116 | 33.4 | 7,096,862 | 33.4 | 217,254 | 34.4 |
| Female | 8,273,505 | 35.9 | 8,019,125 | 35.8 | 254,380 | 37.8 |
| School-Age Population | | | | | | |
| Primary school (7–13 years) | 8,584,317 | 19.1 | 8,341,701 | 19.1 | 242,616 | 18.6 |
| Male | 4,287,908 | 19.6 | 4,166,593 | 19.6 | 121,315 | 19.2 |
| Female | 4,296,409 | 18.6 | 4,175,108 | 18.7 | 121,301 | 18.0 |

| Population Group | Tanzania | | Tanzania Mainland | | Tanzania Zanzibar | |
|---|------------|------------|-------------------|------------|-------------------|------------|
| | Number | Percentage | Number | Percentage | Number | Percentage |
| Secondary School (14–17 years) | 3,813,299 | 8.5 | 3,699,137 | 8.5 | 114,162 | 8.8 |
| Male | 1,888,584 | 8.6 | 1,833,040 | 8.6 | 55,544 | 8.8 |
| Female | 1,924,715 | 8.3 | 1,866,097 | 8.3 | 58,618 | 8.7 |
| Working Age Population (15–64 years) | 23,466,616 | 52.2 | 22,754,122 | 52.2 | 712,494 | 54.7 |
| Male | 11,185,603 | 51.1 | 10,850,907 | 51.1 | 334,696 | 53.1 |
| Female | 12,281,013 | 53.3 | 11,903,215 | 53.2 | 377,798 | 56.1 |
| Women of Reproductive Age (15–49 years) | 10,905,117 | 47.3 | 10,566,110 | 47.2 | 339,007 | 50.4 |
| Elderly Population (60+ years) | 2,507,568 | 5.6 | 2,449,257 | 5.6 | 58,311 | 4.5 |
| Male | 1,200,210 | 5.5 | 1,170,323 | 5.5 | 29,887 | 4.7 |
| Female | 1,307,358 | 5.7 | 1,278,934 | 5.7 | 28,424 | 4.2 |
| Elderly Population (65+ years) | 1,736,851 | 3.9 | 1,700,125 | 3.9 | 36,726 | 2.8 |
| Male | 819,987 | 3.7 | 801,509 | 3.8 | 18,478 | 2.9 |
| Female | 916,864 | 4.0 | 898,616 | 4.0 | 18,248 | 2.7 |
| Age-Dependency Ratio | | 92 | | 92 | | 83 |

Table 1.2: Summary of Key Findings by Region, Tanzania 2012 Census

| Region | Population | Population 0-4 Years (% of total) | Population 0-14 Years (% of total) | Population 0-17 Years (% of total) | Population 15 – 64 Years (% of total) | Population 65+ years (% of total) | Age Dependency Ratio | Women of Reproductive Age (% of total female population) | Population living in Urban Areas (% of total) |
|-------------------|------------|--|---|---|--|--|----------------------------|--|---|
| Tanzania | 44,928,923 | 16.2 | 43.9 | 50.1 | 52.2 | 3.9 | 91.5 | 47.3 | 29.6 |
| Tanzania Mainland | 43,625,354 | 16.2 | 43.9 | 50.1 | 52.2 | 3.9 | 91.7 | 47.2 | 29.1 |
| Dodoma | 2,083,588 | 16.0 | 45.5 | 51.3 | 49.6 | 4.9 | 101.5 | 44.1 | 15.4 |
| Arusha | 1,694,310 | 14.8 | 41.7 | 48.4 | 55.1 | 3.2 | 81.5 | 51.0 | 33.0 |
| Kilimanjaro | 1,640,087 | 11.7 | 37.8 | 44.9 | 55.1 | 7.0 | 81.4 | 46.4 | 24.2 |
| Tanga | 2,045,205 | 14.9 | 43.3 | 49.3 | 51.8 | 4.8 | 93.0 | 46.9 | 21.6 |
| Morogoro | 2,218,492 | 14.6 | 41.3 | 47.2 | 54.4 | 4.3 | 83.8 | 48.0 | 28.7 |
| Pwani | 1,098,668 | 14.0 | 39.9 | 45.6 | 53.9 | 6.2 | 85.6 | 47.5 | 32.8 |
| Dar es Salaam | 4,364,541 | 12.1 | 31.6 | 37.8 | 66.3 | 2.1 | 50.8 | 61.9 | 100.0 |
| Lindi | 864,652 | 13.0 | 39.3 | 44.5 | 54.4 | 6.3 | 84.0 | 47.9 | 18.7 |
| Mtwara | 1,270,854 | 13.3 | 38.5 | 43.7 | 54.8 | 6.7 | 82.4 | 47.2 | 22.9 |
| Ruvuma | 1,376,891 | 14.9 | 43.0 | 48.9 | 53.0 | 4.0 | 88.7 | 46.8 | 24.6 |
| Iringa | 941,238 | 13.7 | 42.0 | 48.4 | 53.6 | 4.4 | 86.5 | 47.1 | 27.2 |
| Mbeya | 2,707,410 | 15.6 | 43.0 | 49.5 | 53.0 | 4.0 | 88.8 | 48.5 | 33.2 |
| Singida | 1,370,637 | 17.4 | 47.0 | 52.8 | 48.3 | 4.7 | 107.0 | 43.5 | 12.5 |
| Tabora | 2,291,623 | 18.6 | 48.4 | 54.6 | 48.1 | 3.5 | 107.9 | 44.0 | 12.5 |
| Rukwa | 1,004,539 | 19.7 | 50.5 | 56.4 | 47.0 | 2.6 | 112.9 | 43.2 | 23.6 |
| Kigoma | 2,127,930 | 19.3 | 48.8 | 55.1 | 47.5 | 3.7 | 110.4 | 43.1 | 17.2 |
| Shinyanga | 1,534,808 | 18.4 | 47.6 | 54.0 | 49.1 | 3.3 | 103.8 | 44.9 | 16.6 |
| Kagera | 2,458,023 | 18.3 | 47.7 | 54.0 | 48.8 | 3.5 | 105.0 | 43.6 | 9.2 |
| Mwanza | 2,772,509 | 18.0 | 46.7 | 53.1 | 50.3 | 3.0 | 98.9 | 46.3 | 33.3 |
| Mara | 1,743,830 | 19.0 | 49.6 | 55.6 | 46.9 | 3.5 | 113.2 | 42.9 | 17.4 |
| Manyara | 1,425,131 | 17.6 | 47.1 | 53.2 | 49.1 | 3.8 | 103.6 | 44.0 | 13.8 |
| Njombe | 702,097 | 13.3 | 41.9 | 48.3 | 53.5 | 4.6 | 87.0 | 47.2 | 23.6 |
| Katavi | 564,604 | 19.8 | 49.5 | 55.5 | 47.9 | 2.6 | 108.7 | 43.6 | 27.8 |
| Simiyu | 1,584,157 | 19.9 | 51.3 | 57.8 | 45.5 | 3.2 | 119.7 | 42.3 | 7.0 |
| Geita | 1,739,530 | 19.6 | 50.5 | 57.0 | 47.0 | 2.5 | 112.9 | 43.7 | 16.0 |
| Tanzania Zanzibar | 1,303,569 | 15.6 | 42.5 | 49.0 | 54.7 | 2.8 | 83.0 | 50.4 | 46.3 |
| Kaskazini Unguja | 187,455 | 16.0 | 42.1 | 48.3 | 54.4 | 3.5 | 83.8 | 49.3 | 8.9 |
| Kusini Unguja | 115,588 | 14.3 | 38.6 | 44.4 | 57.8 | 3.7 | 73.2 | 52.0 | 6.1 |
| Mjini Magharibi | 593,678 | 14.6 | 39.8 | 46.1 | 58.0 | 2.1 | 72.3 | 54.0 | 84.5 |
| Kaskazini Pemba | 211,732 | 17.6 | 47.8 | 54.7 | 49.1 | 3.1 | 103.7 | 45.4 | 18.6 |
| Kusini Pemba | 195,116 | 17.1 | 47.8 | 54.8 | 48.8 | 3.3 | 104.8 | 44.7 | 20.1 |

Contents

| | Page |
|---|--------------|
| Foreword..... | ii |
| Organization of the Report | iv |
| List of Text Tables | x |
| List of Figures | xi |
| List of Maps | xii |
| List of Statistical Tables | xiii |
| List of Abbreviations | xxv |
| Concepts and Definitions..... | xxvi |
| Chapter One | 1 |
| An Overview of the 2012 Population and Housing Census..... | 1 |
| 1.0 Introduction | 1 |
| 1.1 A Brief History of Census Undertaking in Tanzania | 1 |
| 1.2 Objectives of the 2012 PHC..... | 2 |
| 1.3 Preparations for the 2012 PHC..... | 3 |
| 1.3.1 Legal Framework | 3 |
| 1.3.2 Census Organization..... | 4 |
| 1.3.3 Development of Census Instruments..... | 5 |
| 1.3.4 Cartographic Work | 5 |
| 1.3.5 Census Publicity and Advocacy Campaign | 6 |
| 1.3.6 Pilot Census..... | 8 |
| 1.4 Census Enumeration Activities | 9 |
| 1.4.1 Recruitment and Training | 9 |
| 1.4.2 Other Preparations for Enumeration..... | 9 |
| 1.4.3 Enumeration | 10 |
| 1.4.4 Post Field Enumeration Activities..... | 11 |
| 1.5 Data Processing | 12 |
| 1.6 Quality Assurance Procedures | 13 |
| 1.6.1 Pre-enumeration Stage..... | 14 |
| 1.6.2 Enumeration Stage..... | 14 |
| 1.6.3 Data Processing and Report Writing | 14 |
| 1.7 Post Enumeration Survey (PES) | 15 |
| 1.8 Challenges..... | 15 |

| | |
|---|-----------|
| Chapter Two..... | 17 |
| Quality of Age and Sex Data | 17 |
| 2.0 Introduction | 17 |
| 2.1 Evidence of Age and Sex Misreporting | 18 |
| 2.1.1 Line Graphs by Age (in Single Years) and Sex | 18 |
| 2.1.2 Population Pyramids (in Single Years)..... | 20 |
| 2.1.3 Indexes of Digit Preference..... | 21 |
| 2.1.4 Diagonal Consistency Checks (Survival Ratios) | 23 |
| 2.1.5 Vertical Consistency Checks | 25 |
| 2.2 Data Editing and Tabulation Procedures | 26 |
| 2.3 Concluding Remarks | 27 |
| Chapter Three | 29 |
| Population Distribution by Age and Sex: Results Highlights | 29 |
| 3.0 Introduction | 29 |
| 3.1 Age and Sex Structure | 29 |
| 3.2 Population Distribution by Special Age Groups and Region | 34 |
| 3.2.1 Young Population (0-14 Years) | 34 |
| 3.2.2 Regional Variations | 35 |
| 3.2.3 Youth Population..... | 38 |
| 3.2.4 Regional Variations | 38 |
| 3.3 Working Age Population (15-64 Years)..... | 44 |
| 3.4 Elderly Population | 47 |
| 3.5 Age-Dependency Ratio..... | 53 |
| 3.6 Women of Reproductive Age (15-49 Years) | 56 |
| 3.7 Population Age Distribution by Rural and Urban Areas | 57 |
| 3.8 Concluding Remarks | 63 |
| Chapter Four | 64 |
| 2012 Population and Housing Census' Statistical Tables | 64 |
| Annex | 469 |
| List of Contributors | 469 |
| References:..... | 471 |

List of Text Tables

| | | |
|------------|---|-----|
| Table 1.1: | Summary Results by Age and Sex, Tanzania 2012 Census | v |
| Table 1.2: | Summary of Key Findings by Region, Tanzania 2012 Census | vii |
| Table 2.1: | Myers Index of Digit Preference, Tanzania 2012 Census | 22 |
| Table 2.2: | Intercensal Cohort and Overall Survival Ratios for 2002 to 2012 Censuses by Sex – Tanzania Mainland, 2012 Census..... | 24 |
| Table 2.3: | Intercensal Cohort and Overall Survival Ratios for 2002 to 2012 Censuses by Sex – Tanzania Zanzibar, 2012 Census..... | 24 |
| Table 2.4: | Age Ratios, Sex Ratios, and UN Joint Score Indices – Tanzania, 2002 and 2012 Censuses..... | 26 |
| Table 3.1: | Population Distribution by Five-Year Age Group and Sex – Tanzania, 2012 Census..... | 30 |
| Table 3.2: | Population Distribution by Five-Year Age Groups and Sex – Tanzania Mainland, 2012 Census | 30 |
| Table 3.3: | Population Distribution by Five-Year Age Groups and Sex – Tanzania Zanzibar, 2012 Census | 31 |
| Table 3.4: | Population Distribution by Five-Year Age Groups and Rural-Urban – Tanzania, 2012 Census | 58 |
| Table 3.5: | Population Distribution by Five-Year Age Groups and Rural-Urban – Tanzania Mainland, 2012 Census | 58 |
| Table 3.6: | Population Distribution by Five-Year Age Groups and Rural-Urban – Tanzania Zanzibar, 2012 Census | 59 |

List of Figures

| | | |
|--------------|--|----|
| Figure 2.1: | Population Distribution by Age in Single Years and Sex – Tanzania Mainland, 2012 Census | 19 |
| Figure 2.2: | Population Distribution by Age in Single Years and Sex – Tanzania Zanzibar, 2012 Census | 19 |
| Figure 2.3: | Population Pyramid in Single Years – Tanzania Mainland, 2012 Census | 20 |
| Figure 2.4: | Population Pyramid in Single Years – Tanzania Zanzibar, 2012 Census | 21 |
| Figure 2.5: | Myers Index Preference, Tanzania 2012 Census | 23 |
| Figure 2.6: | Intercensal Cohort and Overall Survival Ratios by Sex, Tanzania 2012 Census | 25 |
| Figure 3.1: | Population Pyramid (Five-Year Age Groups) – Tanzania, 2012 Census | 32 |
| Figure 3.2: | Population Pyramid (Five-Year Age Group) – Tanzania Mainland, 2012 Census | 32 |
| Figure 3.3: | Population Pyramid (Five-Year Age Group) – Tanzania Zanzibar, 2012 Census | 33 |
| Figure 3.4: | Superimposed Population Pyramid (5-Year Age Group) of Developed Countries against Tanzania – 2012 Censuses | 33 |
| Figure 3.5: | Percentage Distribution of Young Population, Tanzania 1988, 2002 and 2012 Censuses | 34 |
| Figure 3.6: | Percentage of Total Population that is Young (0-14 Years) by Region, Tanzania 2012 Census | 36 |
| Figure 3.7: | Percentage of Total Population that is Youth (15 to 24 Years) in Tanzania, 1988, 2002 and 2012 Censuses | 38 |
| Figure 3.8: | Percentage of Total Population that is Youth (15 to 24 Years) by Region, 2012 Census | 39 |
| Figure 3.9: | The Youth Population (15-35 Years) as a Percentage of Total Population by Rural-Urban, 2002 and 2012 Censuses | 41 |
| Figure 3.10: | Percentage of Total Population that is Youth (15-35 Years) by Region, Tanzania 2012 Census | 42 |
| Figure 3.11: | Percentage of Total Population that is Working Age Population (15-64 Years), Tanzania 1988, 2002 and 2012 Censuses | 44 |
| Figure 3.12: | Working Age Population (15-64 Years) as Percentage of Total Population by Region, Tanzania 2012 Census | 45 |
| Figure 3.13: | Elderly Population (60 Years and Above) as a Percentage of Total Population by Region, Tanzania 2012 Census | 48 |

| | | |
|--------------|---|----|
| Figure 3.14: | Distribution of Population Aged 60 Years and Above by Rural-Urban, 1988, 2002 and 2012 Censuses..... | 50 |
| Figure 3.15: | Elderly Population (65 Years and Above) as a Percentage of Total Population by Region, Tanzania 2012 Census | 51 |
| Figure 3.16: | Age Dependency Ratio, Tanzania 1967 to 2012 Censuses | 53 |
| Figure 3.17: | Age-Dependency Ratio by Region, Tanzania 2012 Census | 54 |
| Figure 3.18: | Distribution of Women of Reproductive Age (15-49 Years) by Region, Tanzania 2012 Census | 56 |
| Figure 3.19: | Trends in Urban Population by Location – 1967, 1978, 1988, 2002 and 2012 Censuses | 60 |
| Figure 3.20: | Percentage of Population Living in Urban Areas by Region, 2012 Census | 61 |

List of Maps

| | | |
|--------|---|----|
| Map 1: | Percentage of Total Population that is Young (0-14 Years) by Region, Tanzania 2012 Census | 37 |
| Map 2: | Percentage of Total Population that is Youth (15-24 Years) by Region, 2012 Census | 40 |
| Map 3: | Percentage of Total Population that is Youth (15-35 Years) by Region, Tanzania 2012 Census | 43 |
| Map 4: | Working Age Population (15-64 Years) as Percentage of Total Population by Region, Tanzania 2012 Census | 46 |
| Map 5: | Elderly Population (60 Years and Above) as a Percentage of Total Population by Region, Tanzania 2012 Census | 49 |
| Map 6: | Elderly Population (65 Years and Above) as a Percentage of Total Population by Region, Tanzania 2012 Census | 52 |
| Map 7: | Age-Dependency Ratio by Region, Tanzania 2012 Census | 55 |
| Map 8: | Distribution of Women of Reproductive Age (15-49 Years) by Region, Tanzania 2012 Census | 57 |
| Map 9: | Percentage of Population Living in Urban Areas by Region, 2012 Census..... | 62 |

List of Statistical Tables

| | | |
|------------|--|----|
| Table 1: | Tanzania: Total Population by Age in Single Years, Five Year Age Groups, Sex and Rural-Urban..... | 65 |
| Table 2: | Tanzania Mainland: Total Population by Age in Single Years, Five Year Age Groups, Sex and Rural-Urban..... | 67 |
| Table 3: | Tanzania Zanzibar: Total Population by Age in Single Years, Five Year Age Groups, Sex and Rural-Urban..... | 69 |
| Table 1.0: | Dodoma Region: Total Population by Age in Single Years, Five Year Age Groups, Sex and Rural-Urban..... | 71 |
| Table 1.1: | Kondoa District Council: Total Population by Age in Single Years, Five Year Age Groups, Sex and Rural-Urban | 73 |
| Table 1.2: | Mpwapwa District Council: Total Population by Age in Single Years, Five Year Age Groups, Sex and Rural-Urban | 75 |
| Table 1.3: | Kongwa District Council: Total Population by Age in Single Years, Five Year Age Groups, Sex and Rural-Urban | 77 |
| Table 1.4: | Chamwino District Council: Total Population by Age in Single Years, Five Year Age Groups, Sex and Rural-Urban..... | 79 |
| Table 1.5: | Dodoma Municipal Council: Total Population by Age in Single Years, Five Year Age Groups, Sex and Rural-Urban..... | 81 |
| Table 1.6: | Bahi District Council: Total Population by Age in Single Years, Five Year Age Groups, Sex and Rural-Urban..... | 83 |
| Table 1.7: | Chemba District Council: Total Population by Age in Single Years, Five Year Age Groups, Sex and Rural-Urban | 85 |
| Table 2.0: | Arusha Region: Total Population by Age in Single Years, Five Year Age Groups, Sex and Rural-Urban..... | 87 |
| Table 2.1: | Monduli District Council: Total Population by Age in Single Years, Five Year Age Groups, Sex and Rural-Urban | 89 |
| Table 2.2: | Meru District Council: Total Population by Age in Single Years, Five Year Age Groups, Sex and Rural-Urban..... | 91 |
| Table 2.3: | Arusha City Council: Total Population by Age in Single Years, Five Year Age Groups, Sex and Rural-Urban..... | 93 |
| Table 2.4: | Karatu District Council: Total Population by Age in Single Years, Five Year Age Groups, Sex and Rural-Urban | 95 |
| Table 2.5: | Ngorongoro District Council: Total Population by Age in Single Years, Five Year Age Groups, Sex and Rural-Urban..... | 97 |
| Table 2.6: | Arusha District Council: Total Population by Age in Single Years, Five Year Age Groups, Sex and Rural-Urban | 99 |

| | | |
|------------|--|-----|
| Table 2.7: | Longido District Council: Total Population by Age in Single Years, Five Year Age Groups, Sex and Rural-Urban | 101 |
| Table 3.0: | Kilimanjaro Region: Total Population by Age in Single Years, Five Year Age Groups, Sex and Rural-Urban..... | 103 |
| Table 3.1: | Rombo District Council: Total Population by Age in Single Years, Five Year Age Groups, Sex and Rural-Urban | 105 |
| Table 3.2: | Mwanga District Council: Total Population by Age in Single Years, Five Year Age Groups, Sex and Rural-Urban | 107 |
| Table 3.3: | Same District Council: Total Population by Age in Single Years, Five Year Age Groups, Sex and Rural-Urban..... | 109 |
| Table 3.4: | Moshi District Council: Total Population by Age in Single Years, Five Year Age Groups, Sex and Rural-Urban | 111 |
| Table 3.5: | Hai District Council: Total Population by Age in Single Years, Five Year Age Groups, Sex and Rural-Urban..... | 113 |
| Table 3.6: | Moshi Municipal Council: Total Population by Age in Single Years, Five Year Age Groups, Sex and Rural-Urban | 115 |
| Table 3.7: | Siha District Council: Total Population by Age in Single Years, Five Year Age Groups, Sex and Rural-Urban..... | 117 |
| Table 4.0: | Tanga Region: Total Population by Age in Single Years, Five Year Age Groups, Sex and Rural-Urban..... | 119 |
| Table 4.1: | Lushoto District Council: Total Population by Age in Single Years, Five Year Age Groups and Sex..... | 121 |
| Table 4.2: | Korogwe District Council: Total Population by Age in Single Years, Five Year Age Groups and Sex..... | 123 |
| Table 4.3: | Muheza District Council: Total Population by Age in Single Years, Five Year Age Groups and Sex..... | 125 |
| Table 4.4: | Tanga City Council: Total Population by Age in Single Years, Five Year Age Groups and Sex..... | 127 |
| Table 4.5: | Pangani District Council: Total Population by Age in Single Years, Five Year Age Groups and Sex..... | 129 |
| Table 4.6: | Handeni District Council: Total Population by Age in Single Years, Five Year Age Groups and Sex..... | 131 |
| Table 4.7: | Kilindi District Council: Total Population by Age in Single Years, Five Year Age Groups and Sex..... | 133 |
| Table 4.8: | Mkinga District Council: Total Population by Age in Single Years, Five Year Age Groups and Sex..... | 135 |

| | | |
|-------------|--|-----|
| Table 4.9: | Korogwe Town Council: Total Population by Age in Single Years, Five Year Age Groups and Sex..... | 137 |
| Table 4.10: | Handeni Town Council: Total Population by Age in Single Years, Five Year Age Groups and Sex..... | 139 |
| Table 5.0: | Morogoro Region: Total Population by Age in Single Years, Five Year Age Groups, Sex and Rural-Urban..... | 141 |
| Table 5.1: | Kilosa District Council: Total Population by Age in Single Years, Five Year Age Groups, Sex and Rural-Urban | 143 |
| Table 5.2: | Morogoro District Council: Total Population by Age in Single Years, Five Year Age Groups, Sex and Rural-Urban | 145 |
| Table 5.3: | Kilombero District Council: Total Population by Age in Single Years, Five Year Age Groups, Sex and Rural-Urban | 147 |
| Table 5.4: | Ulanga District Council: Total Population by Age in Single Years, Five Year Age Groups, Sex and Rural-Urban | 149 |
| Table 5.5: | Morogoro Municipal Council: Total Population by Age in Single Years, Five Year Age Groups, Sex and Rural-Urban..... | 151 |
| Table 5.6: | Mvomero District Council: Total Population by Age in Single Years, Five Year Age Groups, Sex and Rural-Urban | 153 |
| Table 5.7: | Gairo District Council: Total Population by Age in Single Years, Five Year Age Groups, Sex and Rural-Urban..... | 155 |
| Table 6.0: | Pwani Region: Total Population by Age in Single Years, Five Year Age Groups, Sex and Rural-Urban..... | 157 |
| Table 6.1: | Bagamoyo District Council: Total Population by Age in Single Years, Five Year Age Groups, Sex and Rural-Urban | 159 |
| Table 6.2: | Kibaha District Council: Total Population by Age in Single Years, Five Year Age Groups, Sex and Rural-Urban | 161 |
| Table 6.3: | Kisarawe District Council: Total Population by Age in Single Years, Five Year Age Groups, Sex and Rural-Urban | 163 |
| Table 6.4: | Mkuranga District Council: Total Population by Age in Single Years, Five Year Age Groups, Sex and Rural-Urban | 165 |
| Table 6.5: | Rufiji District Council: Total Population by Age in Single Years, Five Year Age Groups, Sex and Rural-Urban..... | 167 |
| Table 6.6: | Mafia District Council: Total Population by Age in Single Years, Five Year Age Groups, Sex and Rural-Urban..... | 169 |
| Table 6.7: | Kibaha Town Council: Total Population by Age in Single Years, Five Year Age Groups, Sex and Rural-Urban..... | 171 |

| | | |
|------------|--|-----|
| Table 7.0: | Dar- es- Salaam Region: Total Population by Age in Single Years, Five Year Age Groups, Sex and Rural-Urban | 173 |
| Table 7.1: | Kinondoni Municipal Council: Total Population by Age in Single Years, Five Year Age Groups, Sex and Rural-Urban..... | 175 |
| Table 7.2: | Ilala Municipal Council: Total Population by Age in Single Years, Five Year Age Groups, Sex and Rural-Urban | 177 |
| Table 7.3: | Temeke Municipal Council: Total Population by Age in Single Years, Five Year Age Groups, Sex and Rural-Urban | 179 |
| Table 8.0: | Lindi Region: Total Population by Age in Single Years, Five Year Age Groups, Sex and Rural-Urban..... | 181 |
| Table 8.1: | Kilwa District Council: Total Population by Age in Single Years, Five Year Age Groups, Sex and Rural-Urban..... | 183 |
| Table 8.2: | Lindi District Council: Total Population by Age in Single Years, Five Year Age Groups, Sex and Rural-Urban..... | 185 |
| Table 8.3: | Nachingwea District Council: Total Population by Age in Single Years, Five Year Age Groups, Sex and Rural-Urban..... | 187 |
| Table 8.4: | Liwale District Council: Total Population by Age in Single Years, Five Year Age Groups, Sex and Rural-Urban | 189 |
| Table 8.5: | Ruangwa District Council: Total Population by Age in Single Years, Five Year Age Groups, Sex and Rural-Urban | 191 |
| Table 8.6: | Lindi Municipal Council: Total Population by Age in Single Years, Five Year Age Groups, Sex and Rural-Urban | 193 |
| Table 9.0: | Mtwara Region: Total Population by Age in Single Years, Five Year Age Groups, Sex and Rural-Urban..... | 195 |
| Table 9.1: | Mtwara District Council: Total Population by Age in Single Years, Five Year Age Groups, Sex and Rural-Urban | 197 |
| Table 9.2: | Newala District Council: Total Population by Age in Single Years, Five Year Age Groups, Sex and Rural-Urban | 199 |
| Table 9.3: | Masasi District Council: Total Population by Age in Single Years, Five Year Age Groups, Sex and Rural-Urban | 201 |
| Table 9.4: | Tandahimba District Council: Total Population by Age in Single Years, Five Year Age Groups, Sex and Rural-Urban..... | 203 |
| Table 9.5: | Mtwara Municipal Council: Total Population by Age in Single Years, Five Year Age Groups, Sex and Rural-Urban | 205 |
| Table 9.6: | Nanyumbu District Council: Total Population by Age in Single Years, Five Year Age Groups, Sex and Rural-Urban..... | 207 |

| | |
|--|-------|
| Table 9.7: Masasi Town Council: Total Population by Age in Single Years, Five Year Age Groups, Sex and Rural-Urban..... | 209 |
| Table 10.0: Ruvuma Region: Total Population by Age in Single Years, Five Year Age Groups, Sex and Rural-Urban..... | 211 |
| Table 10.1: Tunduru District Council: Total Population by Age in Single Years, Five Year Age Groups, Sex and Rural-Urban | 213 |
| Table 10.2: Songea District Council: Total Population by Age in Single Years, Five Year Age Groups, Sex and Rural-Urban | 215 |
| Table 10.3: Mbinga District Council: Total Population by Age in Single Years, Five Year Age Groups, Sex and Rural-Urban | 217 |
| Table 10.4: Songea Municipal Council: Total Population by Age in Single Years, Five Year Age Groups, Sex and Rural-Urban | 219 |
| Table 10.5: Namtumbo District Council: Total Population by Age in Single Years, Five Year Age Groups, Sex and Rural-Urban..... | 221 |
| Table 10.6: Nyasa District Council: Total Population by Age in Single Years, Five Year Age Groups, Sex and Rural-Urban | 223 |
| Table 11.0: Iringa Region: Total Population by Age in Single Years, Five Year Age Groups, Sex and Rural-Urban..... | 225 |
| Table 11.1: Iringa District Council: Total Population by Age in Single Years, Five Year Age Groups, Sex and Rural-Urban..... | 227 |
| Table 11.2: Mufindi District Council: Total Population by Age in Single Years, Five Year Age Groups, Sex and Rural-Urban | 229 |
| Table 11.3: Iringa Municipal Council: Total Population by Age in Single Years, Five Year Age Groups, Sex and Rural-Urban | 231 |
| Table 11.4: Kilolo District Council: Total Population by Age in Single Years, Five Year Age Groups, Sex and Rural-Urban | 233 |
| Table 11.5: Mafinga Town Council: Total Population by Age in Single Years, Five Year Age Groups, Sex and Rural-Urban | 235 |
| Table 12.0: Mbeya Region: Total Population by Age in Single Years, Five Year Age Groups, Sex and Rural-Urban..... | 23737 |
| Table 12.1: Chunya District Council: Total Population by Age in Single Years, Five Year Age Groups, Sex and Rural-Urban | 239 |
| Table 12.2: Mbeya District Council: Total Population by Age in Single Years, Five Year Age Groups, Sex and Rural-Urban | 241 |
| Table 12.3: Kyela District Council: Total Population by Age in Single Years, Five Year Age Groups, Sex and Rural-Urban..... | 243 |

| | |
|--|------|
| Table 12.4: Rungwe District Council: Total Population by Age in Single Years, Five Year Age Groups, Sex and Rural-Urban | 245 |
| Table 12.5: Ileje District Council: Total Population by Age in Single Years, Five Year Age Groups, Sex and Rural-Urban..... | 247 |
| Table 12.6: Mbozi District Council: Total Population by Age in Single Years, Five Year Age Groups, Sex and Rural-Urban | 249 |
| Table 12.7: Mbarali District Council: Total Population by Age in Single Years, Five Year Age Groups, Sex and Rural-Urban | 251 |
| Table 12.8: Mbeya City Council: Total Population by Age in Single Years, Five Year Age Groups, Sex and Rural-Urban..... | 253 |
| Table 12.9: Momba District Council: Total Population by Age in Single Years, Five Year Age Groups, Sex and Rural-Urban | 255 |
| Table 12.10: Tunduma Town Council: Total Population by Age in Single Years, Five Year Age Groups, Sex and Rural-Urban | 257 |
| Table 13.0: Singida Region: Total Population by Age in Single Years, Five Year Age Groups, Sex and Rural-Urban..... | 259 |
| Table 13.1: Iramba District Council: Total Population by Age in Single Years, Five Year Age Groups, Sex and Rural-Urban | 261 |
| Table 13.2: Singida District Council: Total Population by Age in Single Years, Five Year Age Groups, Sex and Rural-Urban | 263 |
| Table 13.3: Monyoni District Council: Total Population by Age in Single Years, Five Year Age Groups, Sex and Rural-Urban | 265 |
| Table 13.4: Singida Municipal Council: Total Population by Age in Single Years, Five Year Age Groups, Sex and Rural-Urban..... | 267 |
| Table 13.5: Ikungi District Council: Total Population by Age in Single Years, Five Year Age Groups, Sex and Rural-Urban | 269 |
| Table 13.6: Mkalama District Council: Total Population by Age in Single Years, Five Year Age Groups, Sex and Rural-Urban | 271 |
| Table 14.0: Tabora Region: Total Population by Age in Single Years, Five Year Age Groups, Sex and Rural-Urban..... | 2733 |
| Table 14.1: Nzega District Council: Total Population by Age in Single Years, Five Year Age Groups, Sex and Rural-Urban | 275 |
| Table 14.2: Igunga District Council: Total Population by Age in Single Years, Five Year Age Groups, Sex and Rural-Urban | 277 |
| Table 14.3: Uyui District Council: Total Population by Age in Single Years, Five Year Age Groups, Sex and Rural-Urban..... | 279 |

| | |
|---|-------|
| Table 14.4: Urambo District Council: Total Population by Age in Single Years, Five Year Age Groups, Sex and Rural-Urban | 281 |
| Table 14.5: Sikonge District Council: Total Population by Age in Single Years, Five Year Age Groups, Sex and Rural-Urban | 283 |
| Table 14.6: Tabora Municipal Council: Total Population by Age in Single Years, Five Year Age Groups, Sex and Rural-Urban | 285 |
| Table 14.7: Kaliua District Council: Total Population by Age in Single Years, Five Year Age Groups, Sex and Rural-Urban | 287 |
| Table 15.0: Rukwa Region: Total Population by Age in Single Years, Five Year Age Groups, Sex and Rural-Urban..... | 28989 |
| Table 15.1: Kalambo District Council: Total Population by Age in Single Years, Five Year Age Groups, Sex and Rural-Urban | 291 |
| Table 15.2: Sumbawanga District Council: Total Population by Age in Single Years, Five Year Age Groups, Sex and Rural-Urban..... | 293 |
| Table 15.3: Nkasi District Council: Total Population by Age in Single Years, Five Year Age Groups, Sex and Rural-Urban..... | 295 |
| Table 15.4: Sumbawanga Municipal Council: Total Population by Age in Single Years, Five Year Age Groups, Sex and Rural-Urban..... | 297 |
| Table 16.0: Kigoma Region: Total Population by Age in Single Years, Five Year Age Groups, Sex and Rural-Urban..... | 299 |
| Table 16.1: Kibondo District: Total Population by Age in Single Years, Five Year Age Groups, Sex and Rural-Urban..... | 301 |
| Table 16.2: Kasulu District: Total Population by Age in Single Years, Five Year Age Groups, Sex and Rural-Urban..... | 303 |
| Table 16.3: Kigoma District: Total Population by Age in Single Years, Five Year Age Groups, Sex and Rural-Urban..... | 305 |
| Table 16.4: Kigoma Ujiji Manicipal Council: Total Population by Age in Single Years, Five Year Age Groups, Sex and Rural-Urban..... | 307 |
| Table 16.5: Kigoma District: Total Population by Age in Single Years, Five Year Age Groups, Sex and Rural-Urban..... | 309 |
| Table 16.6: Buhingwe District: Total Population by Age in Single Years, Five Year Age Groups, Sex and Rural-Urban..... | 311 |
| Table 16.7: Kakonko District Council: Total Population by Age in Single Years, Five Year Age Groups, Sex and Rural-Urban | 313 |
| Table 16.8: Kasulu Town Council: Total Population by Age in Single Years, Five Year Age Groups, Sex and Rural-Urban..... | 315 |

| | |
|--|-------|
| Table 17.0: Shinyanga Region: Total Population by Age in Single Years, Five Year Age Groups, Sex and Rural-Urban..... | 31717 |
| Table 17.1: Shinyanga Municipal Council: Total Population by Age in Single Years, Five Year Age Groups, Sex and Rural-Urban..... | 319 |
| Table 17.2: Kishapu District Council: Total Population by Age in Single Years, Five Year Age Groups, Sex and Rural-Urban | 321 |
| Table 17.3: Shinyanga District Council: Total Population by Age in Single Years, Five Year Age Groups, Sex and Rural-Urban | 323 |
| Table 17.4: Kahama District Council: Total Population by Age in Single Years, Five Year Age Groups, Sex and Rural-Urban | 325 |
| Table 17.5: Kahama Town Council: Total Population by Age in Single Years, Five Year Age Groups, Sex and Rural-Urban | 327 |
| Table 18.0: Kagera Region: Total Population by Age in Single Years, Five Year Age Groups, Sex and Rural-Urban..... | 329 |
| Table 18.1: Karagwe District Council: Total Population by Age in Single Years, Five Year Age Groups, Sex and Rural-Urban | 331 |
| Table 18.2: Bukoba District Council: Total Population by Age in Single Years, Five Year Age Groups, Sex and Rural-Urban | 333 |
| Table 18.3: Muleba District Council: Total Population by Age in Single Years, Five Year Age Groups, Sex and Rural-Urban | 335 |
| Table 18.4: Biharamulo District Council: Total Population by Age in Single Years, Five Year Age Groups, Sex and Rural-Urban..... | 337 |
| Table 18.5: Ngara District Council: Total Population by Age in Single Years, Five Year Age Groups, Sex and Rural-Urban..... | 339 |
| Table 18.6: Bukoba Municipal Council: Total Population by Age in Single Years, Five Year Age Groups, Sex and Rural-Urban | 341 |
| Table 18.7: Missenyi Municipal Council: Total Population by Age in Single Years, Five Year Age Groups, Sex and Rural-Urban..... | 343 |
| Table 18.8: Kyerwa District Council: Total Population by Age in Single Years, Five Year Age Groups, Sex and Rural-Urban | 345 |
| Table 19.0: Mwanza Region: Total Population by Age in Single Years, Five Year Age Groups, Sex and Rural-Urban..... | 347 |
| Table 19.1: Ukerewe District Council: Total Population by Age in Single Years, Five Year Age Groups, Sex and Rural-Urban | 349 |
| Table 19.2: Magu District Council: Total Population by Age in Single Years, Five Year Age Groups, Sex and Rural-Urban..... | 351 |

| | |
|--|-----|
| Table 19.3: Nyamagana Municipal Council: Total Population by Age in Single Years, Five Year Age Groups, Sex and Rural-Urban..... | 353 |
| Table 19.4: Kwimba District Council: Total Population by Age in Single Years, Five Year Age Groups, Sex and Rural-Urban | 355 |
| Table 19.5: Sengerema District Council: Total Population by Age in Single Years, Five Year Age Groups, Sex and Rural-Urban..... | 357 |
| Table 19.6: Ilemela Municipal Council: Total Population by Age in Single Years, Five Year Age Groups, Sex and Rural-Urban | 359 |
| Table 19.7: Misungwi District Council: Total Population by Age in Single Years, Five Year Age Groups, Sex and Rural-Urban | 361 |
| Table 20.0: Mara Region: Total Population by Age in Single Years, Five Year Age Groups, Sex and Rural-Urban..... | 363 |
| Table 20.1: Tarime District Council: Total Population by Age in Single Years, Five Year Age Groups, Sex and Rural-Urban | 365 |
| Table 20.2: Serengeti District Council: Total Population by Age in Single Years, Five Year Age Groups, Sex and Rural-Urban | 367 |
| Table 20.3: Musoma District Council: Total Population by Age in Single Years, Five Year Age Groups, Sex and Rural-Urban | 369 |
| Table 20.4: Bunda District Council: Total Population by Age in Single Years, Five Year Age Groups, Sex and Rural-Urban | 371 |
| Table 20.5: Musoma Municipal Council: Total Population by Age in Single Years, Five Year Age Groups, Sex and Rural-Urban..... | 373 |
| Table 20.6: Rorya District Council: Total Population by Age in Single Years, Five Year Age Groups, Sex and Rural-Urban..... | 375 |
| Table 20.7: Butiama District Council: Total Population by Age in Single Years, Five Year Age Groups, Sex and Rural-Urban | 377 |
| Table 21.0: Manyara Region: Total Population by Age in Single Years, Five Year Age Groups, Sex and Rural-Urban..... | 379 |
| Table 21.1: Babati District Council: Total Population by Age in Single Years, Five Year Age Groups, Sex and Rural-Urban | 381 |
| Table 21.2: Hanang District Council: Total Population by Age in Single Years, Five Year Age Groups, Sex and Rural-Urban | 383 |
| Table 21.3: Mbulu District Council: Total Population by Age in Single Years, Five Year Age Groups, Sex and Rural-Urban | 385 |
| Table 21.4: Simanjiro District Council: Total Population by Age in Single Years, Five Year Age Groups, Sex and Rural-Urban | 387 |

| | |
|--|-----|
| Table 21.5: Kiteto District Council: Total Population by Age in Single Years, Five Year Age Groups, Sex and Rural-Urban | 389 |
| Table 21.6: Babati Town Council: Total Population by Age in Single Years, Five Year Age Groups, Sex and Rural-Urban..... | 391 |
| Table 22.0: Njombe Region: Total Population by Age in Single Year, Five Year Age Groups and Sex and Rural-Urban | 393 |
| Table 22.1: Njombe Town Council: Total Population by Age in Single Year, Five Year Age Groups and Sex and Rural-Urban | 395 |
| Table 22.2: Wang'ing'ombe District Council: Total Population by Age in Single Year, Five Year Age Groups and Sex and Rural-Urban | 397 |
| Table 22.3: Makete District Council: Total Population by Age in Single Year, Five Year Age Groups and Sex and Rural-Urban..... | 399 |
| Table 22.4: Njombe District Council: Total Population by Age in Single Year, Five Year Age Groups and Sex and Rural-Urban..... | 401 |
| Table 22.5: Ludewa District Council: Total Population by Age in Single Year, Five Year Age Groups and Sex and Rural-Urban..... | 403 |
| Table 22.6: Makambako Town Council: Total Population by Age in Single Year, Five Year Age Groups and Sex and Rural-Urban..... | 405 |
| Table 23.0: Katavi Region: Total Population by Age in Single Year, Five Year Age Groups and Sex and Rural-Urban | 407 |
| Table 23.1: Mpanda Town Council: Total Population by Age in Single Year, Five Year Age Groups and Sex and Rural-Urban | 409 |
| Table 23.2: Mpanda District Council: Total Population by Age in Single Year, Five Year Age Groups and Sex and Rural-Urban..... | 411 |
| Table 23.3: Mlele District Council: Total Population by Age in Single Year, Five Year Age Groups and Sex and Rural-Urban | 413 |
| Table 24.0: Simiyu Region: Total Population by Age in Single Year, Five Year Age Groups and Sex and Rural-Urban | 415 |
| Table 24.1: Bariadi District Council: Total Population by Age in Single Year, Five Year Age Groups and Sex and Rural-Urban..... | 417 |
| Table 24.2: Itilima District Council: Total Population by Age in Single Year, Five Year Age Groups and Sex and Rural-Urban | 419 |
| Table 24.3: Meatu District Council: Total Population by Age in Single Year, Five Year Age Groups and Sex and Rural-Urban | 421 |
| Table 24.4: Maswa District Council: Total Population by Age in Single Year, Five Year Age Groups and Sex and Rural-Urban..... | 423 |

| | |
|--|-----|
| Table 24.5: Busega District Council: Total Population by Age in Single Year, Five Year Age Groups and Sex and Rural-Urban..... | 425 |
| Table 25.0: Geita Region: Total Population by Age in Single Year, Five Year Age Groups and Sex and Rural-Urban | 427 |
| Table 25.1: Geita District Council: Total Population by Age in Single Year, Five Year Age Groups and Sex and Rural-Urban..... | 429 |
| Table 25.2: Nyang'hwale District Council: Total Population by Age in Single Year, Five Year Age Groups and Sex and Rural-Urban | 431 |
| Table 25.3: Mbogwe District Council: Total Population by Age in Single Year, Five Year Age Groups and Sex and Rural-Urban..... | 433 |
| Table 25.4: Bukombe District Council: Total Population by Age in Single Year, Five Year Age Groups and Sex and Rural-Urban..... | 435 |
| Table 25.5: Chato District Council: Total Population by Age in Single Year, Five Year Age Groups and Sex and Rural-Urban | 437 |
| Table 51.0: Kaskazini Unguja Region: Total Population by Age in Single Years, Five Year Age Groups and Sex and Rural-Urban..... | 439 |
| Table 51.1: Kaskazini A District: Total Population by Age in Single Years, Five Year Age Groups and Sex and Rural-Urban..... | 441 |
| Table 51.2: Kaskazini B District: Total Population by Age in Single Years, Five Year Age Groups and Sex and Rural-Urban | 443 |
| Table 52.0: Kusini Unguja Region: Total Population by Age in Single Years, Five Year Age Groups and Sex and Rural-Urban | 445 |
| Table 52.1: Kati District: Total Population by Age in Single Years, Five Year Age Groups and Sex and Rural-Urban | 447 |
| Table 52.2: Kusini District: Total Population by Age in Single Years, Five Year Age Groups and Sex and Rural-Urban | 449 |
| Table 53.0: Mjini Magharibi Region: Total Population by Age in Single Years, Five Year Age Groups and Sex and Rural-Urban..... | 451 |
| Table 53.1: Magharibi District: Total Population by Age in Single Years, Five Year Age Groups and Sex and Rural-Urban | 453 |
| Table 53.2: Mjini District: Total Population by Age in Single Years, Five Year Age Groups and Sex and Rural-Urban | 455 |
| Table 54.0: Kaskazini Pemba Region: Total Population by Age in Single Years, Five Year Age Groups and Sex and Rural-Urban..... | 457 |
| Table 54.1: Wete District: Total Population by Age in Single Years, Five Year Age Groups and Sex and Rural-Urban | 459 |

| | |
|---|-----|
| Table 54.2: Micheweni District: Total Population by Age in Single Years, Five Year Age Groups and Sex and Rural-Urban | 461 |
| Table 55.0: Kusini Pemba Region: Total Population by Age in Single Years, Five Year Age Groups and Sex and Rural-Urban | 463 |
| Table 55.1: Chake Chake District: Total Population by Age in Single Years, Five Year Age Groups and Sex and Rural-Urban | 465 |
| Table 55.2: Mkoani District: Total Population by Age in Single Years, Five Year Age Groups and Sex and Rural-Urban | 467 |

List of Abbreviations

| | | |
|--------|---|--|
| ARS | - | Age Ratio Score |
| ARSF | - | Age Ratio Score for Females |
| ARSM | - | Age Ratio Score for Males |
| DCC | - | District Census Coordinator |
| DfID | - | Department for International Development |
| EA | - | Enumeration Area |
| EAC | - | East African Community |
| GIS | - | Geographical Information System |
| GPS | - | Global Positioning System |
| IEC | - | Information, Education and Communication |
| JICA | - | Japanese International Co-operation Agency |
| MDAs | - | Ministries, Departments and Agencies |
| NBS | - | National Bureau of Statistics |
| NGO | - | Non-Governmental Organization |
| OCGS | - | Office of Chief Government Statistician |
| OMR | - | Optical Mark Reader |
| PES | - | Post Enumeration Survey |
| PHC | - | Population and Housing Census |
| RCC | - | Regional Census Coordinator |
| SADC | - | Southern Africa Development Community |
| SMD | - | Survey and Mapping Division |
| SRS | - | Sex Ratio Score |
| SWMT | - | Sensa ya Watu na Makazi Tanzania |
| UNDP | - | United Nations Development Programme |
| UNFPA | - | United Nations Population Fund |
| UNICEF | - | United Nations Children's Fund |
| USAID | - | United States Agency for International Development |
| UTM | - | Universal Transverse Mercator |
| UN | - | United Nations |
| USA | - | United States of America |

Concepts and Definitions

Age is the number of years one had lived as at last birthday i.e. in reference to the census night.

Age-Dependency Ratio is the ratio of people in the “dependent” ages (those under age 15 and age 65 and older) to those in the “working age population” (15-64 years).

Age-Ratio Score for Females (ARSF) is defined as the mean deviation of the age ratios for females from 100 percent, also irrespective of sign.

Age Ratio Score for Males (ARSM) is defined as the mean deviation of the age ratios for males from 100 percent, irrespective of sign.

Age-Sex Accuracy Index (UN Joint Score) is defined as “ASAI = 3(Sex Ratio Score) + Age-Ratio Score for Male + Age-Ratio Score for Females”

Census Night is a reference night of the census. According to the Tanzania 2012 Population and Housing Census, the census night was the night of 25th/26th August 2012.

Collective Households: For census purpose, a collective household is a group of persons residing in one dwelling or compound having no head of household. Boarding schools, hospitals and camps are examples of collective households.

Elderly Population: According to international definition, an elderly person is the one aged 65 years and above. However, according to Tanzania National Ageing Policy, an older person is an individual who is 60 years and above.

Enumeration Area (EA): For the purpose of Census, an EA is a designated area with an average of 60 to 100 households.

Geographical Information System (GIS) is a system designed to capture, store, manipulate, analyse, manage and present all types of geographical data.

Household refers to a person or group of persons who reside in the same homestead or compound but not necessarily in the same dwelling unit, have same cooking arrangements, and are answerable to the same household head except for collective household.

Median Age is the age at which exactly half the population is older and half is younger.

Myers Index is calculated for the age above 10 years and shows the excess or deficit of people in ages in any of the ten digits expressed as percentage. It is based on the assumption that, the population is equally distributed among all ages. The theoretical range of Myers` Index is from 0 to 90, where “0” indicates no preference, while “90” indicates absolute preference.

Optical Mark Reader (OMR) is the process of gathering data by optical scanner by measuring the reflectivity of light at pre-determined positions on a surface.

Population Pyramid graphically displays population's age and sex composition. Horizontal bars present the numbers or proportions of males and females in each age group.

Post Enumeration Survey (PES) is the sample survey conducted immediately after census for the primary purpose of evaluating the census. It helps in identifying areas of deficiencies that need improvement in subsequent censuses.

Private (conventional) Household: For census purposes, a private household is a household comprising of head of household and other member(s) of household. It can also be a household of one person.

Quality Assurance includes planned and systematic activities implemented in a quality system so that; quality requirements for the product will be fulfilled.

Quality Control includes observation techniques and activities used to fulfill requirements for quality.

Sex ratio is the ratio of males to females in a given population usually expressed as the number of males for every 100 females. For example, the sex ratio of 98 for Katavi region means, for every 100 females, there are 98 males.

Sex Ratio Score (SRS) is defined as the mean difference between sex ratios for the successive age groups, averaged irrespective of sign.

Survival ratio is a proportion of persons in a specified group (e.g. age and sex), alive at the beginning of an interval (such as a five year period) who survives to the end of interval.

Urban Area: Countries differ in their definitions of urban, although it is fairly common for the urban population to consist of those living in towns and cities of a few thousand persons or more especially if the population of such areas is largely non-agricultural. For the purpose of the 2012 PHC, urban population consist of people living in areas legally recognized (gazetted) as urban and all areas recognized by Local Government Authorities as urban.

Working Age Population is the population aged 15 to 64 years.

Young People are the population aged 0 to 14 years.

Youth Population: Internationally, Youth Population is the population aged 15-24 years. However, according to Tanzania's Youth Policy, Youth Population is the population aged 15 to 35 years.

Chapter One

An Overview of the 2012 Population and Housing Census

1.0 Introduction

The United Nations defines a population census as the total process of collecting, compiling, evaluating, analyzing and publishing or otherwise disseminating demographic, economic and social data pertaining, at a specified time, to all persons in a country or in a well delineated part of a country.

In other words, a population census is the complete count of all persons in a country at a given time. It is the primary source of detailed data on the size, distribution and composition of population. It covers all population groups e.g. private households, institutions, homeless, and migratory populations, for all geographic and/or administrative units in the country. Therefore, data from population censuses allow analysis and presentation of statistics for persons, households and various population groups for a wide variety of geographical units.

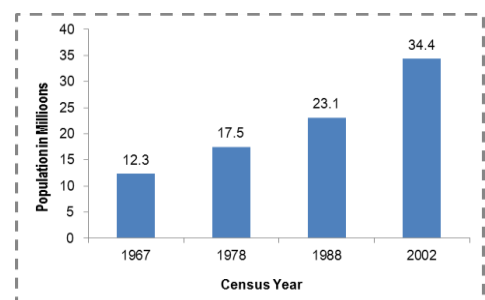
In addition, modern day censuses provide information on the supply of housing units together with information on the housing structural characteristics, amenities and household living conditions.

The United Nations recommend that countries should conduct at least one population census every 10 years. A census is an enormous and challenging national statistical activity which involves a coordinated involvement and participation of variety of national and international stakeholders.

1.1 A Brief History of Census Undertaking in Tanzania

The history of population counts or censuses in Tanzania dates back to 1910. The first modern census was conducted in 1958. After the union of Tanganyika and Zanzibar in 1964, other censuses were conducted in 1967, 1978, 1988 and 2002.

The data collected in these censuses show that the Tanzania's population almost trebled in the four decades, from 12.3 million in 1967 to 34.4 million persons in 2002. The average annual growth rate during the 1988-2002 censuses increased marginally to 2.9 percent per annum, from to 2.8 percent per annum in 1978-1988.



The 2012 Population and Housing Census (PHC) enumerated 44.9 million persons, representing a growth rate of 2.7 percent per annum during the 2002 – 2012 inter-censal period. The 2012 PHC was the fifth census to be conducted in the country after the Union of Tanganyika and Zanzibar in 1964. The census night was the night of 25th / 26th August 2012. However, the enumeration lasted for two weeks – until 8th September 2012. The last week was mainly dedicated to enumerate pockets of populations that were difficult to reach and sorting of completed questionnaires in preparation for their dispatch to the data processing center.

Consistent with the previous censuses, the 2012 PHC used a *de facto* enumeration methodology. Trained enumerators and their supervisors traversed (canvassed) the entire country assisted by Enumeration Area (EA) maps and guided by the respective local administrative authorities. Households, institutions and individuals in 108,000 EAs were canvassed. Most of the population was enumerated in conventional households. All persons found within the country were enumerated, regardless of their nationality or citizenship. **For the first time in the history of census undertaking in Tanzania, diplomats were enumerated in the 2012 PHC.**

All the post-independence Tanzanian censuses have been conducted in accordance with the United Nations Principles and Recommendations for census-taking worldwide.

1.2 Objectives of the 2012 PHC

The fundamental objective of conducting the 2012 Census was to provide the government with information on the size, distribution, composition and other social economic characteristics of the population as well as information on housing conditions. This information is important in providing updated benchmark data for formulation, implementation, monitoring and evaluation of population programmes and policies. The up-to-date information supports, among other things, the evaluation of the implementation of the Tanzania Development Vision 2025, Vision 2020 for Zanzibar as well as health, social and economic reforms in a de-centralized Government framework.

Specific objectives of the census were:

- a) Increased availability and accessibility of accurate, timely and reliable data on demographic and socio-economic characteristics for policy formulation, monitoring and evaluation of development programmes;
- b) Increased knowledge of stakeholders on socio-economic and demographic characteristics of Tanzania population as well as patterns and trends of growth;

- c) Increased utilization of socio-economic and demographic data for designing, monitoring and evaluating development programmes; and
- d) Strengthened capacity of the National Bureau of Statistics (NBS) and Office of Chief Government Statistician (OCGS) in carrying out population and housing censuses particularly in the areas of planning, collecting, processing, analysing, disseminating and utilizing census and other data.

1.3 Preparations for the 2012 PHC

1.3.1 Legal Framework

The 2012 PHC was carried out in accordance with the Statistics Act No. 1, of 2002. The Act, *inter alia*, mandates the NBS, in collaboration with OCGS, to conduct population and housing censuses within the United Republic of Tanzania. In this respect, the Director General of the NBS was responsible for planning the overall organization and technical administration of the Census. Furthermore, the NBS Director General was the Accounting Officer and in charge of all census operations. The Order to conduct the 2012 Population and Housing Census on 26th August, 2012 was made by the President of the United Republic of Tanzania, Hon. Dr. Jakaya Mrisho Kikwete, on 9th March 2012, and gazetted on the 20th July 2012, as directed by the Act.



H.E. the President, Hon. Dr. Jakaya Mrisho Kikwete, his wife and family being enumerated at the State House on 26th August, 2012.

1.3.2 Census Organization

A population census is an enormous and challenging national exercise with many and varied stakeholders whose participation is required at all levels of government or public administration. To ensure a successful census, careful planning, monitoring and evaluation of census activities is fundamental. A proper census organization is vital to this end.

Preparations for the 2012 PHC were facilitated by various committees established at national, regional and district levels to guide and monitor the census processes. The committees drew members from government, ministries, departments and agencies; higher learning institutions and non- governmental organizations. The main committees were: the Central Census Committee, National Advisory Committee, Technical Advisory Committee and regional and districts census committees.

The Central Census Committee, co-chaired by the Prime Minister and the Second Vice President of Zanzibar was set up to provide general guidelines and to mobilize the required resources. The members were ministers of selected ministries of both governments. The Central Census Committee was advised by the National Advisory Committee, co-chaired by the permanent secretaries from Prime Minister's Office and Second Vice President of Zanzibar. Members were permanent secretaries of the respective selected ministries of both governments. The Census Technical Committee chaired by the Director General of NBS was responsible for overseeing the technical aspects of the census. Members of this committee were from government ministries, departments and agencies; higher learning institutions; research institutions; non-government organisations and development partners.

The Ministry of Finance was charged with the responsibility of overseeing the operations of the census project. In Zanzibar, the President's Office, Finance, Economy and Development Planning ministry was responsible. These were also the respective parent ministries of NBS and OCGS. The regional and district census committees chaired by regional and district commissioners were formed in each region and district and charged with the responsibility of ensuring that all census activities were successfully undertaken in their respective regions or districts. Members of these committees also included representatives of main religious institutions.

The Commissioner of Population Census and the Census Commissar (Zanzibar) were responsible for educating, sensitizing and mobilizing the people for the census exercise, resource mobilization and acted as a link between the Government and National Bureau of Statistics and Office of the

Chief Government Statistician, Zanzibar. The Census Commissioner was also in-charge for data processing exercise of the census data.

1.3.3 Development of Census Instruments

The Census instruments (questionnaires, manuals and other census documents) were developed in collaboration with experts from higher learning institutions and other MDAs. The development of census questionnaires considered past census topics for comparison purposes, current country needs, suggestions from data users as well as other data producers, United Nations recommendations and recommendations of regional bodies of which Tanzania is a member (e.g. EAC and SADC). The questionnaires were shared with various stakeholders both in Tanzania Mainland and Tanzania Zanzibar through stakeholder workshops, discussed with the Census Technical Committee and finally presented to the National Advisory Committee and the Central Census Committee for consideration and approval.

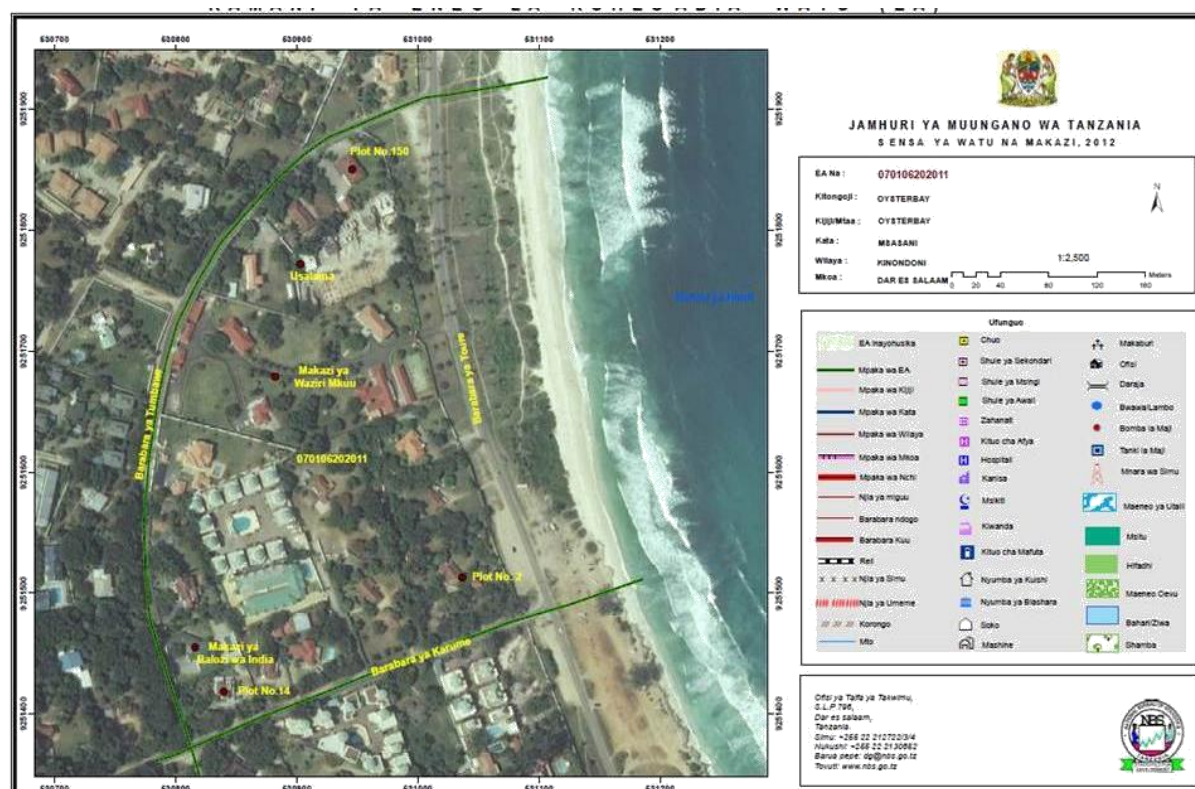
The development of the 2012 PHC questionnaire followed the UN Principles and Recommendations for the 2010 Round of Population and Housing Censuses. To be able to cover all population groups, two main types of questionnaires were developed, namely, the Long and Short questionnaires. Other questionnaires that were used included questionnaire for special population groups, questionnaire for diplomats, questionnaire for hotels or lodges, hospitals and travelers as well as a community questionnaire that covered all social amenities, land use pattern and environmental or natural features (e.g. water towers, forest or vegetation cover).

The main topics included in the questionnaires were demographic characteristics (Relationship, Sex, Age, Disability, Marital Status, Citizenship and Place of Residence); Literacy and Education; Migration; Economic Activity; Fertility; General and Maternal Mortality; Social Security Funds; Tanzanians Living Abroad (Diaspora); Agriculture; Ownership of Assets and Housing Conditions. The 2012 PHC questionnaires were paper-based.

1.3.4 Cartographic Work

The 2012 PHC enumeration was preceded by extensive cartographic work covering the entire country. Besides its census objective, the cartographic work also had other equally important national applications. The main census-related objective of cartographic work was to delineate the entire country into Enumeration Areas (EAs) in order to produce maps required for census operations. The most important principle followed in delineating an EA was that under no circumstance should an EA cut across the existing administrative boundaries of regions, districts, wards or *shehia* or villages or *mitaa*. Adherence to this principle was necessary since the census

results were to be presented according to these administrative units. The number of households in an EA in both rural and urban areas ranged from 60 to 100.



A typical Enumeration Area Map for 2012 PHC

The 2012 census cartographic work fully embraced the technological advancements in Geographical Information System (GIS) development. In particular, the census cartography used satellite imagery and aerial photography. Delineation of EA boundaries was done using a Global Positioning Systems (GPS). In addition, coordinates of prominent features existing in each particular EA were also picked and recorded. Overall, 108,000 EAs were delineated countrywide.

The field mapping staff were trained on methodology and field mapping techniques prior to the start of their work. In total there were 45 field teams (43 in Mainland and 2 in Zanzibar) comprising four persons each (supervisor, 2 mapping assistants and a driver).

1.3.5 Census Publicity and Advocacy Campaign

The 2012 PHC used intensive and extensive publicity and advocacy programmes to educate, sensitize and mobilize the people to participate in the census process. The campaign was officially launched in Mbeya by the Hon. Prime Minister of the United Republic of Tanzania on 11th May, 2012 at the start of the Uhuru Torch Race. The census message was one of the Uhuru Torch Messages.

To standardize publicity and advocacy campaigns all over the country, the NBS and OCGS developed publicity guidelines that were used during the census operations. The guidelines explained in brief the information passed on to the people, the meaning and purpose of the census, and broad topics covered by the census.

Given the importance of census publicity, the regional authorities through the Regional and District Census Committees had the responsibility of educating, sensitizing and mobilizing people in their respective areas, using the means and resources available.

The Census Logo and Slogan remained the same as those of the 2002 census: **“SENSA KWA MAENDELEO: JIANDAE KUHESABIWA”** that is **“CENSUS FOR DEVELOPMENT: PREPARE TO BE COUNTED”**. The Census Logo was designed and printed for distribution throughout the country. The Logo was printed in newspapers and on calendars, stickers, leaflets, wheel covers, flags and envelopes. Stickers with the logo were placed at strategic places, including public service vehicles in order to inform and educate the public about the census process and date.

Government partnership with private media consulting firm, facilitated by UNFPA, was critical to the success of the public sensitization campaigns. With the approach of the Enumeration Day, an intensified mass media campaign was launched by the Prime Minister on behalf of His Excellency, the President of the United Republic of Tanzania on 17th August, 2012. The live and extensive media coverage of the event provided the much needed momentum that intensified the campaigns throughout the enumeration period. The campaign helped to mobilize the entire country to participate in the census enumeration.



Prime Minister Hon. Mizengo Pinda and Zanzibar Second Vice President Ambassador Seif Ali Iddi in a group photograph with government leaders and representatives of development partners during the Official Launching of the Publicity and Advocacy Campaign for the 2012 PHC on 17th August, 2012.

1.3.6 Pilot Census

One of the most important aspects of the census preparations was to undertake a Pilot Census as a rehearsal one year before the actual census. The Pilot Census was intended to test all census mechanisms for the 2012 PHC. In particular it was intended to:

- a) Test the suitability and adequacy of the 2012 Population and Housing Census instruments;
- b) Evaluate training methodology;
- c) Determine the average time required to enumerate a single household. This helped NBS to estimate enumeration period;
- d) Test data processing systems; and
- e) Test awareness of the public on the census and its reaction to census questions.

The pilot census enumeration started on the 2nd October, 2011 and involved a complete enumeration of the population in the 44 sampled enumeration areas (38 for Tanzania Mainland and 6 for Tanzania Zanzibar) was done. After the Pilot Census, NBS and OCGS organized an evaluation workshop with the purpose of sharing experiences among participants involved in the exercise in order to improve the preparations for the 2012 PHC. The experience shared, together

with the results obtained from the Pilot Census, were important and valuable inputs in the final preparations for the 2012 PHC.

1.4 Census Enumeration Activities

Several activities were undertaken just before the 2012 PHC enumeration exercise, including recruitment and training of field personnel and distribution of enumeration materials to all parts of the country.

1.4.1 Recruitment and Training

The Regional and District Census Committees were responsible for recruiting enumerators and supervisors in their respective areas. They were given guidelines on the total number of enumerators and supervisors needed for each ward or *shehia* and their qualifications. A total of 200,000 enumerators and supervisors were recruited to facilitate enumeration.

The training exercise for the 2012 PHC was carried out from the 18th June to 17th August 2012. The training was conducted at national, regional and district or divisional levels.

The purpose of the training was to enable supervisors and enumerators to carry out the enumeration exercise correctly following a standardized procedure used all over the country. To achieve this, training manuals were developed to guide trainers on the procedures to be followed. Other manuals such as Instructions to Enumerators manual, Handbook for Regional Census Coordinators (RCCs) and District Census Coordinators (DCCs) as well as a Handbook for Supervisors were prepared to ensure uniformity across the country.

1.4.2 Other Preparations for Enumeration

A range of other preparatory activities were carried out in the second and third weeks of August 2012. The activities included distribution of enumeration materials to supervisors and enumerators, identifying EA boundaries and meeting the local authorities in their respective areas.

Zonal Supervisors and Regional Trainers moved around to make sure that all supervisors and enumerators were well equipped for the enumeration roles or duties.

The Regional Census Coordinators were assisted by Assistant Census Coordinators. This team, together with the Regional and District Census Committees coordinated and monitored enumeration preparatory activities in their respective areas of jurisdiction.

1.4.3 Enumeration

The target population for enumeration was all persons who spent the night of 25th/26th August, 2012 within the borders of Tanzania. The actual enumeration was conducted by enumerators and supervisors in their respective assigned areas. Two types of enumerators were used; the junior enumerators who administered the short questionnaire and senior enumerators who administered the long questionnaire. For the short questionnaire, one enumerator worked in one EA whereas two senior enumerators administered the long questionnaire in one EA. The short questionnaire with 37 questions was administered to 70 percent of all EAs while the long questionnaire with 62 questions was administered to the remaining 30 percent.

During enumeration, each enumerator with the help of village/*vitongoji*/street leaders, moved from one household to another, canvassing his or her entire EA, until all households were covered. Each enumerator was provided with an EA map that clearly defined the boundaries of their assigned area.

Other enumerators were stationed at mass transit points to enumerate passengers on buses, trains, airplanes and ships. Special enumeration labels or tags were issued to each traveller after enumeration to avoid double-counting. Special arrangements were also made to enumerate the homeless. As is the tradition, H.E. the President of the United Republic of Tanzania, Hon. Dr. Jakaya Mrisho Kikwete and H.E. the President of Zanzibar, Hon. Dr. Ali Mohamed Shein were enumerated on the first day of the census enumeration period and so were other national leaders from both sides of the union.



H.E. the President, Hon. Dr. Ali Mohamed Shein and his wife being enumerated at the Zanzibar State House on 26th August, 2012.

The enumerators were instructed to compile EA summaries upon completion of the enumeration and record the total population for each household and each EA in a special form: “*Sensa ya Watu na Makazi Tanzania 15A*” (SWMT 15A).

The earmarked duration for enumeration as per Presidential Order was 14 days, from 26th August to 8th September, 2012. In most areas the enumeration exercise was completed within the first seven days that is from 26th August to 1st September, 2012. However, in some areas, enumeration could not be completed within the 7 days period due to various reasons. Most of these areas were those where the long questionnaire was administered and some of those EAs that were located in remote areas. Nevertheless, by the 8th September, 2012 the enumeration exercise was completed in all EAs. Checking of the enumerators’ work by the supervisors was a continuous exercise throughout the enumeration period.

1.4.4 Post Field Enumeration Activities

After the enumeration and after the supervisor was satisfied with the completeness of the field work and accuracy of the questionnaires, he or she collected the questionnaires and other census materials from the enumerators and handed them to the District Census Coordinator (DCC).

Once all the census questionnaires were in the district census office, the DCCs used some of the supervisors and senior enumerators to check the accuracy and completeness of the questionnaires from the field. They also compiled the population totals for each ward or shehia and district disaggregated by sex on Form SWMT 16A using the summaries from forms SWMT 15A compiled by the enumerators. The form SWMT 16A summary sheets were important inputs in confirming the correctness of the tables in this report.

Thereafter, the questionnaires and the summaries were transported to the respective Regional Census Offices from where they were in turn transported to the Census Data Processing Center in Kibaha, Pwani Region.

1.5 Data Processing

The capture and processing of the 2012 PHC data was successfully carried out at the Census Data Processing Center at Kibaha, Pwani Region. Data processing started with validation of the EAs, followed by sorting and separation of the questionnaires. The data were captured from the questionnaires electronically using the Optical Mark Reader (OMR) scanning technology, and through manual data entry for special questionnaires such as community questionnaires. The scanning of the 2012 PHC questionnaires was completed in 66 days, starting from the 25th September, 2012 to 30th November, 2012. Manual data entry was completed on 12th December, 2012.



Scanning Exercise at Kibaha Data Processing Centre, Pwani Region October, 2012

A total of 420 temporary staff were recruited as scanner operators, data editors/entrants, batch registers, box handlers and technicians. The registration and training of the staff started on 16th up to 24th September 2012. During the scanning exercise, the staff worked in three shifts of eight hours each. The whole process of data capture and compilation of basic counts was completed in three months after receipt of questionnaires from the field which began on 24th September, 2012 and was completed on 20th October, 2012. The basic counts at National level were released by H.E. Dr. Jakaya Mrisho Kikwete, the President of the United Republic of Tanzania on 31st December, 2012.

Editing, verification and tabulation of the collected data was done in phases and the first publication; Population Distribution by Administrative Units was released in April, 2013. The release of other publications adhered to the Census Results Release Calendar that was posted on the NBS and OCGS websites. The calendar was reviewed as and when need arose.

1.6 Quality Assurance Procedures

Quality Assurance procedures are extremely important throughout any data collection process, i.e. during pre-enumeration, enumeration and post enumeration. In order to minimize errors in the 2012 PHC, quality standards were established and maintained in all three stages. The quality control

team from NBS and OCGS worked hand in hand with the respective regional and district census personnel to make sure that, quality was up to the required standards. A Quality Control Procedure Handbook for the 2012 PHC was developed and used throughout the census activities in pre-enumeration, enumeration and post enumeration stages.

1.6.1 Pre-enumeration Stage

At this stage planning was well organized; there were well designed census questionnaires and other related documents (manuals, control forms, etc.). During census mapping, supervisors assessed the work done by field assistants on delineation of EAs. In order to increase the quality and the accuracy of the maps, Global Positioning Systems (GPSs) were used. In most of the urban areas, orthophoto maps were used during EAs delineation. Cartographic guidelines were developed by the Geo-Information Section of the NBS to ensure the quality of the exercise.

1.6.2 Enumeration Stage

Publicity was intensified during the enumeration period through appropriate mass mobilization campaigns by leaders at all levels. Moreover, sensitization and awareness strategies through music i.e. band songs and traditional dances were intensified. Production of IEC materials in general met the required standards and recruitment of qualified field staff, intensive training at all levels and data collection was done well and according to the required standards.

Supervisors were specifically trained for checking the quality of the enumerators work. They worked hand-in-hand with the DCCs, RCCs and regional trainers to ensure that guidelines elaborated in enumeration procedures were followed.

Selection of Enumeration Areas for the long questionnaire was based on comprehensive list of all private households' Enumeration Areas. Quality control procedures were developed and monitored by the Department of Statistical Methods, Standards and Coordination of the National Bureau of Statistics.

1.6.3 Data Processing and Report Writing

At this stage, handling of questionnaires to and from the field, storage procedures, editing and coding specifications, data entry programs, tabulation and report writing were carried out according to the regulations stipulated by the NBS. Editing and validation were done to ensure the quality of the exercise.

1.7 Post Enumeration Survey (PES)

The PES is one of the activities of the census process which is used to evaluate census coverage by providing necessary information to accurately determine type, size and direction of errors.

The Specific objectives were:

- a) To facilitate adjustment of some demographic indices, if and when necessary;
- b) To evaluate census maps;
- c) To ascertain content and coverage errors;
- d) To provide credibility to census organizers; and
- e) To provide assurance to stakeholders on the census coverage.

Before the enumeration, a number of pre-activities were done including, designing of PES instruments (questionnaire and manuals). The PES questionnaire was developed to test coverage and accuracy of some of the information collected during the census enumeration, such as relationship to the head of household, age, sex, literacy and education status.

The PES enumeration was conducted from the 3rd to 9th May, 2013. A sample of 210 Enumeration Areas (EAs) were used (170 EAs from Tanzania Mainland and 40 EAs from Tanzania Zanzibar). Enumerators and supervisors for the PES were trained from 15th to 25th April, 2013. The PES activities were executed under the Directorate of Field Operations, Department of Statistical Methods, Standards and Coordination at NBS.

1.8 Challenges

The Tanzania 2012 Population and Housing Census enumeration exercise was successfully completed in September 2012. However, like in many other African countries, the Tanzania census was faced with the following major challenges:

- a) **Threat of boycott by teachers:** Historically, Tanzania has been using teachers and other public servants as enumerators; the same arrangement was planned for the 2012 PHC. However, a few weeks before enumeration, teachers threatened to boycott the Census if their demands of salary increase were not met by the Government;
- b) **Threat of boycott from some religious organisations:** According to Tanzania Regulations, Census in Tanzania does not collect information on ethnicity and religion. In the 2012 PHC, a number of Muslims Organizations demanded the inclusion of questions that would determine

the number of people by their religious beliefs. The demand was rejected by the Government and hence a threat for boycott; and

- c) **Untimely release of funds by the Government:** The Government did not release funds on time for some census activities including enumeration due to other priorities such as the national identity registration and drafting of the new constitution exercises. The situation led to delayed completion of activities such as cartographic work and caused complaints among thousands of enumerators and supervisors during training and the enumeration period.

Chapter Two

Quality of Age and Sex Data

2.0 Introduction

The age and sex characteristics of any population are of great importance in demographic analysis, social functions and responsibilities and in socio-economic development processes in general. For instance many public and private planning decisions require separate population data for males and females, and for specific ages or age groups.

The concerns about the quality of reporting of sex data normally relates to the difference in the completeness of the coverage of the two sexes. However, in many countries, more so the developed ones, misreporting of population sex is negligible, usually under one percent.

Age, in particular, is a prime variable for making key decisions in public administration, e.g. school enrollment, registration of voters, labour force participation, provision of health services, food and shelter, and for population forecasting. Age is also arguably the single most important variable in the study of population dynamics and other aspects of demographic analysis yet is routinely misreported in African censuses and surveys.

Data from censuses portray significant clustering at ages ending in digits “0” and, to a lesser extent, “5”, and corresponding deficiencies at ages ending in digit “1”. The tendency of enumerators and respondents to report certain ages at the expense of others is called age heaping, age preference or digit preference. Age heaping is most pronounced among populations or population sub-groups with low literacy rates.

Age misreporting results from a variety of circumstances, ranging from ignorance of true age to digit preference or avoidance to deliberate misstatement. For example, frequent misreporting of age among adult women and the selective omission of male or female children are known to distort childhood mortality patterns, sometimes severely.

Age and sex ratios can give insights into the quality of age data. In addition, there are summary measures – such as Whipple’s and Myers indices – that are used to evaluate the overall quality of reporting and the source of errors. Overall, errors in age data can be minimized by presenting the data in broad age groups (5-year or 10-year age groups), among other methods.

The Tanzania 2012 PHC data, like those in most African countries, were affected by deficiencies in age and sex reporting. The census collected information on age (in completed years) of all persons who spent the census night in Tanzania. A local calendar of events was used to estimate age, especially for the elderly persons.

In this chapter, an attempt is made to highlight general errors in age and sex reporting in the census data. A more in-depth analysis and presentation of this phenomenon will be undertaken in the forthcoming analytical reports.

2.1 Evidence of Age and Sex Misreporting

In this section, the quality of age and sex data is examined using five dimensions:

- a) Line graphs
- b) Population pyramids
- c) Indices of digit preference
- d) Diagonal consistency checks
- e) Vertical consistency checks

2.1.1 Line Graphs by Age (in Single Years) and Sex

Figures 2.1 and 2.2 show the distribution of the population enumerated in Tanzania Mainland and Tanzania Zanzibar during the 2012 PHC by age and sex. Evidence of age misreporting is apparent in both cases. The patterns depict a tendency of heaping on ages ending in certain digits, and the consequent avoidance of others. Significant heaping is observed around ages ending with digits “0” and “5”, and avoidance of ages ending in digits “1”, “3”, and “9”. Many people tend to give age in round figures like 20 or 25, instead of figures like 21, 23 or 27.

The observed saw or jagged edged pattern is a typical feature of single-year age distributions in Africa census data, and depicts age misstatement. Digit preference is observed to be higher among the female compared to the male population.

Figure 2. 1: Population Distribution by Age in Single Years and Sex – Tanzania Mainland, 2012 Census

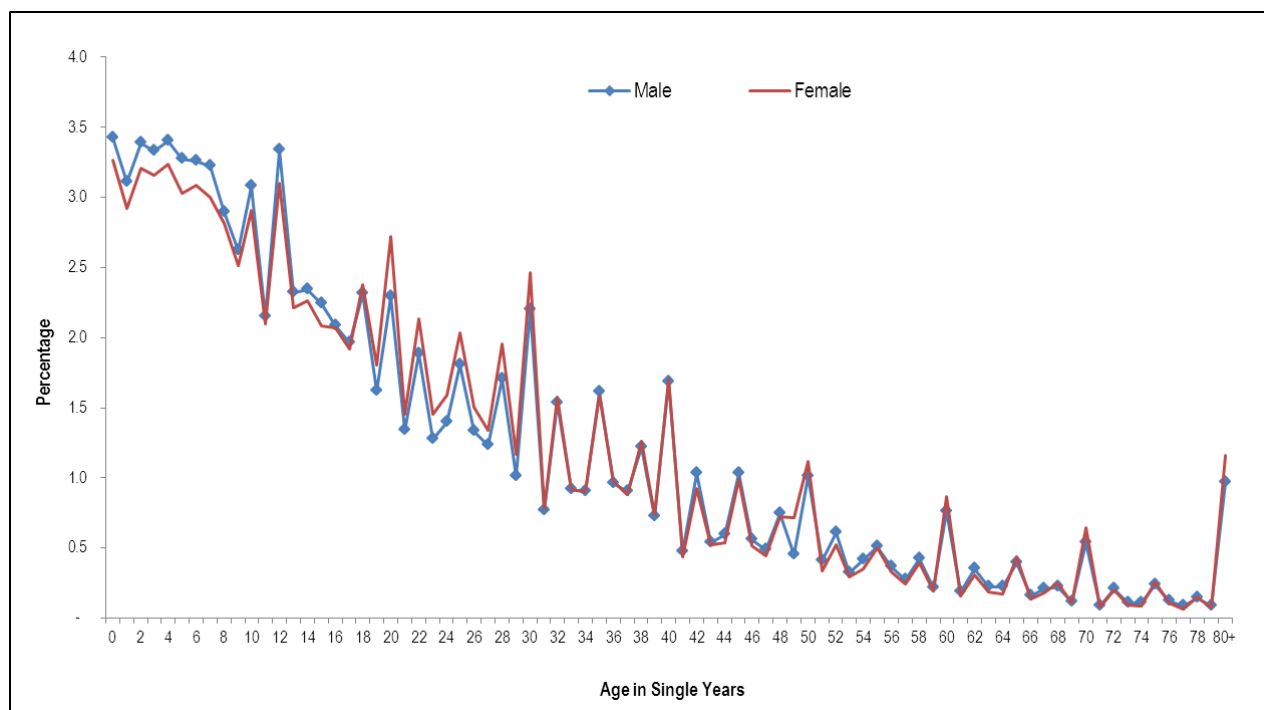
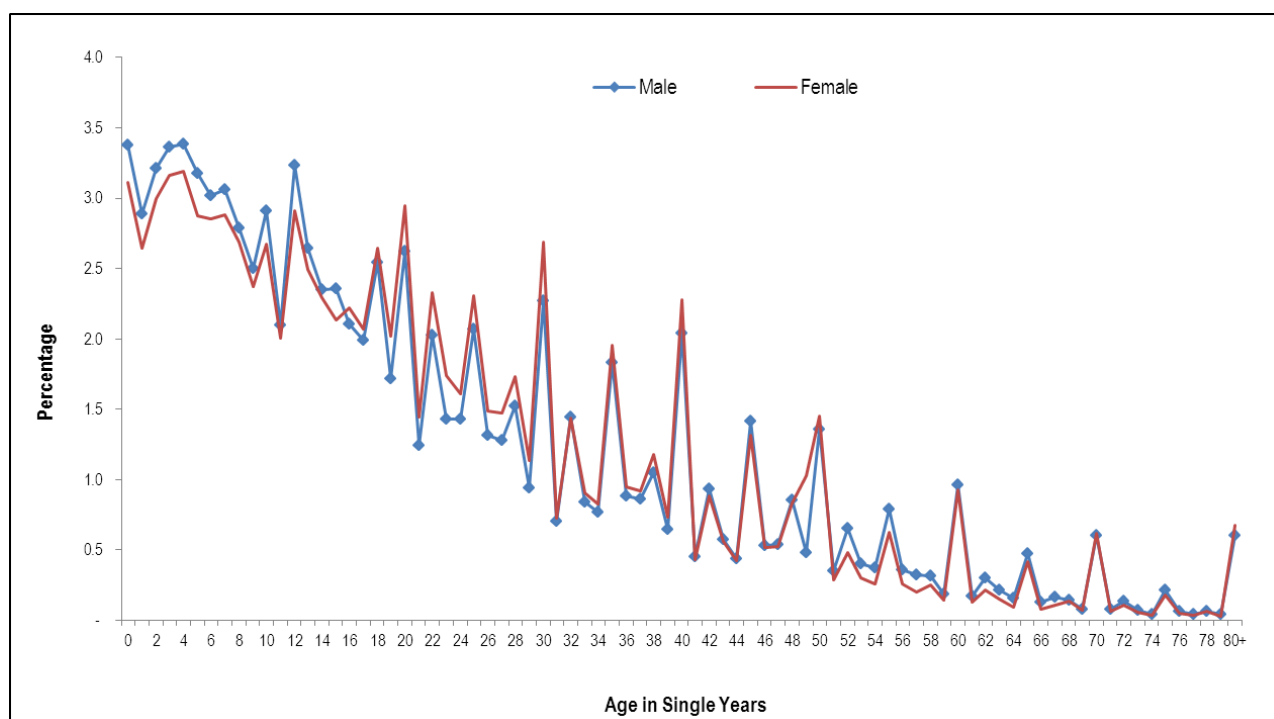


Figure 2. 2: Population Distribution by Age in Single Years and Sex – Tanzania Zanzibar, 2012 Census



2.1.2 Population Pyramids (in Single Years)

Population pyramid provides a snapshot of the relative age distribution of a population by sex. It can be presented in single or multiple (grouped) years. In addition, a population pyramid can highlight inconsistencies in age reporting, particularly in single years. Where age reporting is accurate and migration is limited, the traditional population pyramid – in 5-year age groups – can provide useful insights into the patterns of vital events (birth and death rates) in the past. In a typical population, the relative percentage composition should decrease progressively with increasing age.

Figures 2.3 and 2.4 show population pyramids in single years for Tanzania Mainland and Tanzania Zanzibar based on 2012 PHC data. The figures portray evidence of age misreporting, and a significant preference for ages ending in digits “0” and “5” and, to a lesser extent, even numbered digits. Apparently, age misreporting is more pronounced for persons above 10 years of age, and it is more so in Tanzania Zanzibar than in Tanzania Mainland.

Figure 2. 3: Population Pyramid in Single Years – Tanzania Mainland, 2012 Census

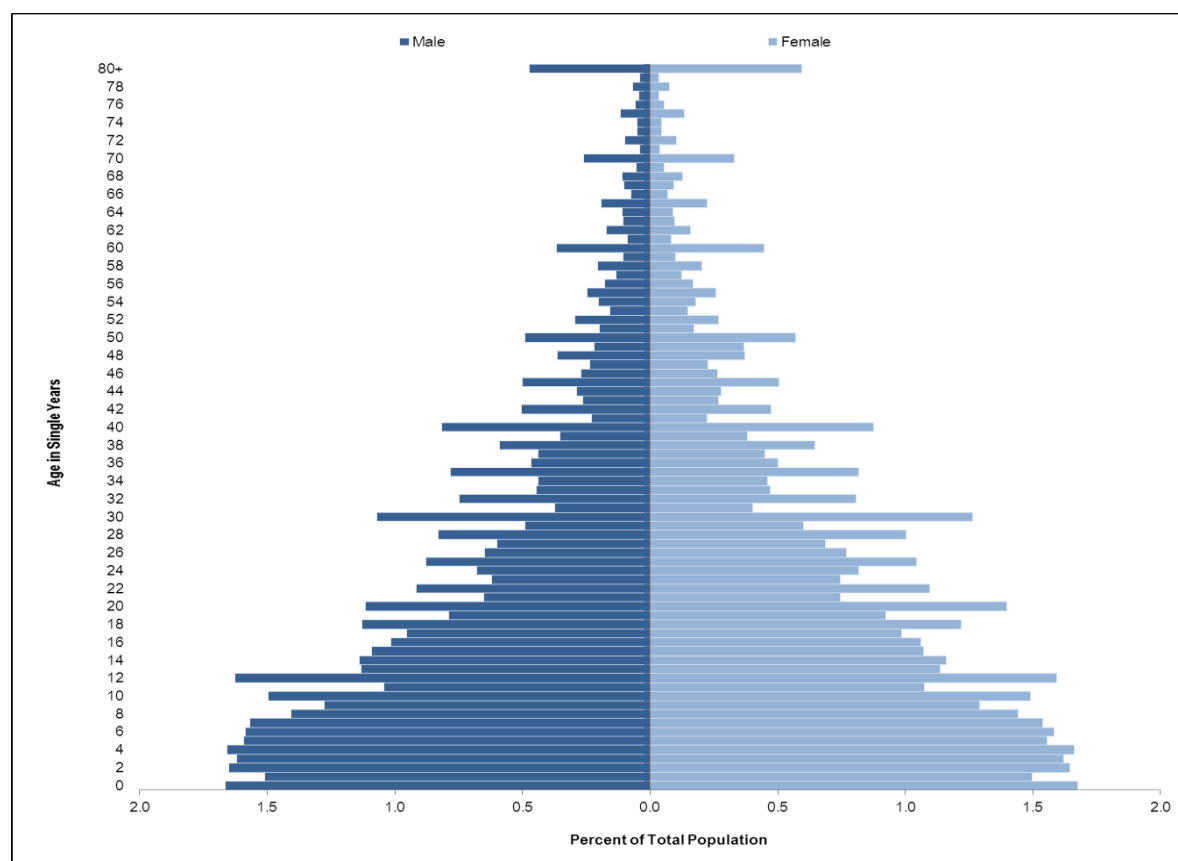
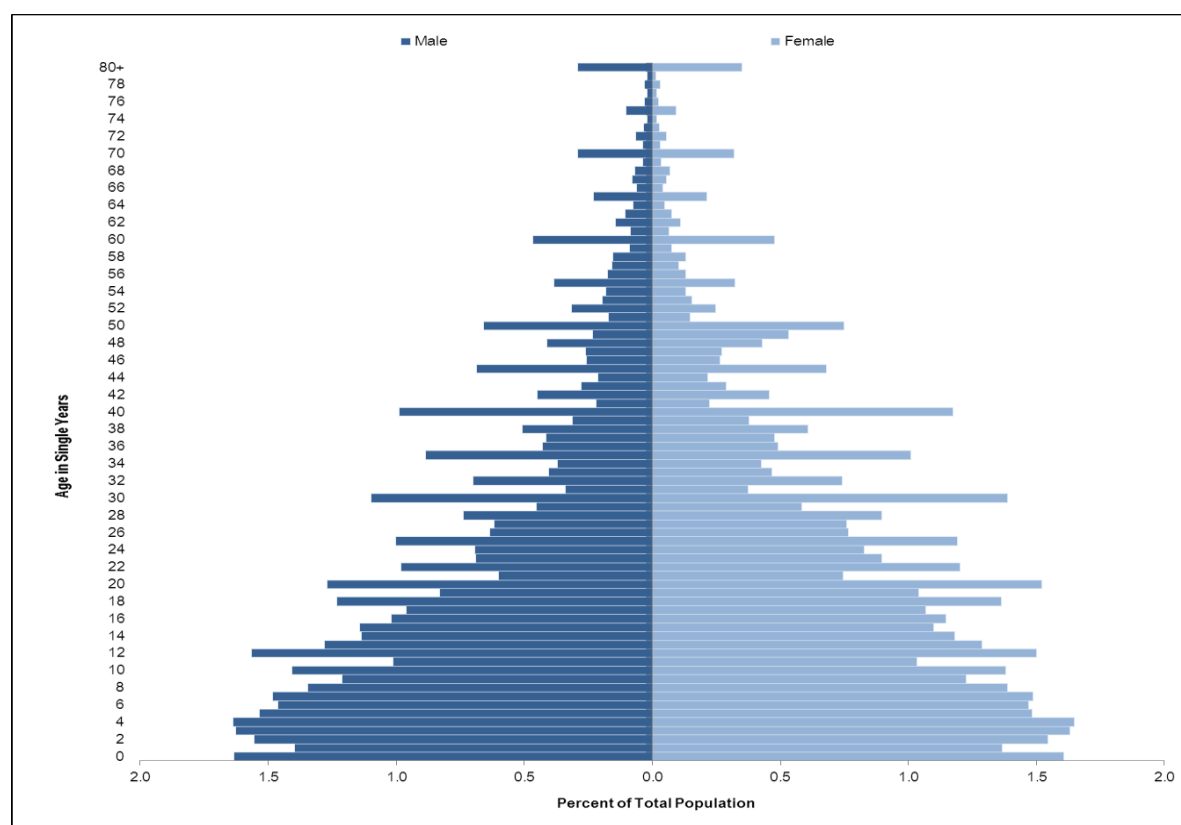


Figure 2. 4: Population Pyramid in Single Years – Tanzania Zanzibar, 2012 Census



2.1.3 Indexes of Digit Preference

Various arithmetic devices have been developed to measure heaping on individual ages or terminal digits. These devices generally assume that individual ages are evenly (rectangularly or linearly) distributed over specific age groups and, by extension, entire age spectrum. Ultimately, the device adopted would depend on the assumption regarding the form of the true age distribution of the population over a part or entire age range.

The Whipple's and Myers' blended indexes are mainly used to measure the extent of age misreporting in many populations. The Whipple's index measures preference or heaping on ages of multiples of five (ending in "0" and "5"). On the other hand, Myers' blended method avoids the biases associated with the Whipple's index that may occur upon the population age structure or distribution for reasons other than heaping or preference (i.e. numbers ending in "0" would normally be larger than those ending in "1" to "9" owing to natural attrition (mortality) (Siegel and Swanson 2004). Myers' blended index entails determining the proportion that the population ending in a given digit ("0" through "9") is of the total population, by varying the particular starting age for any 10-year age group.

Other summary indices of digit preference include Bachi index, Carrier index, and Ramachanran index. While these have some theoretical advantages over Whipple's and Myers' indexes, they

differ little as indicators of the general extent of age heaping (Siegel and Swanson 2004). Therefore, these indexes will not be pursued here neither will Whipple's index.

The US Census Bureau (1994) developed a program (Population Analysis Spreadsheet - PAS), SINGAGE, that calculates Myers', Whipple's and Bachi's indexes. The spreadsheet has been applied to generate the Myers' indexes tabulates and discussed herein.

Table 2.1 shows the Myers' index of digit preference computed from 2012 PHC data, for Tanzania, Tanzania Mainland and Tanzania Zanzibar. The table confirms non-negligible preference for digits "0" and "5" and the avoidance of digits "1", "3" and "9", in both Tanzania Mainland and Tanzania Zanzibar. Preference of even digits is generally evident. However, the avoidance of digit "4" in Tanzania Mainland and Tanzania Zanzibar and digit "6" especially in Tanzania Mainland can be attributed to the strong preference for digit "5").

Overall, digit preference is more predominant among females compared to males, and in Tanzania Zanzibar compared to Tanzania Mainland. The data indicate mild to moderate digit preference in age reporting in Tanzania.

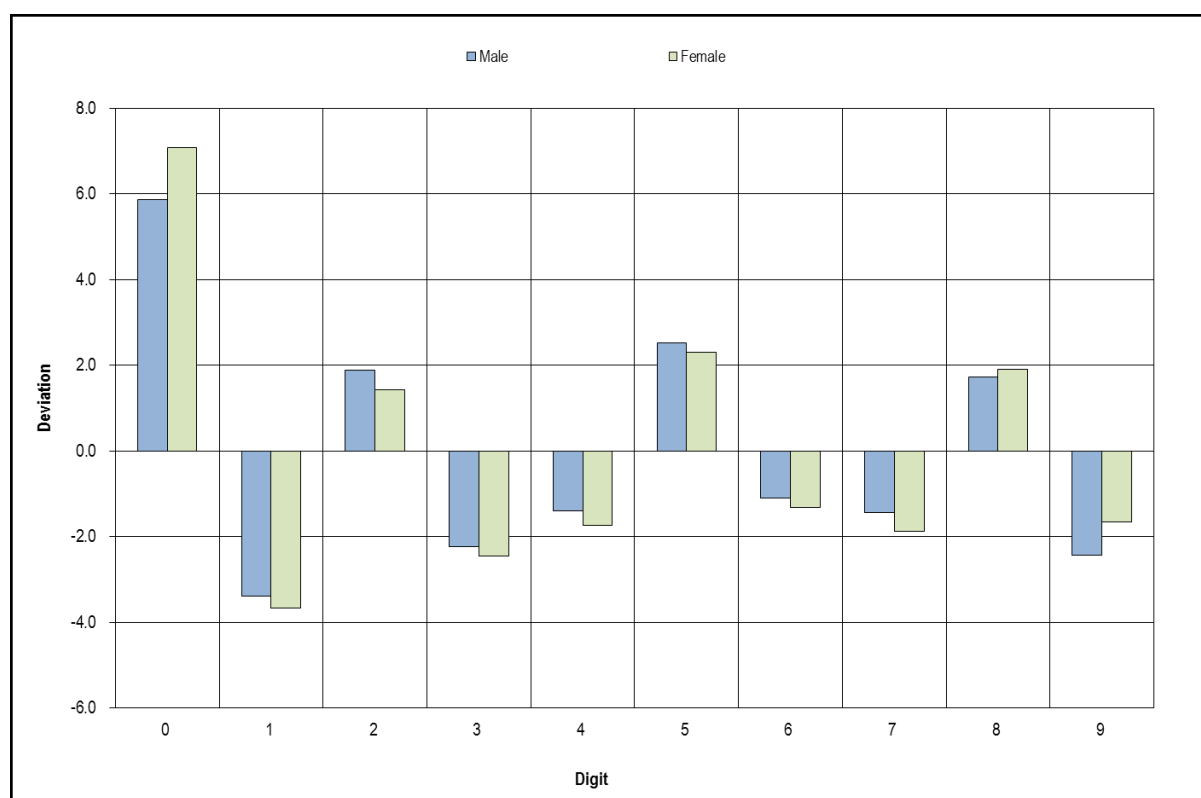
Digit preference is more predominant among the female than male population

Table 2. 1: Myers Index of Digit Preference, Tanzania 2012 Census

| Digit | Tanzania | | Tanzania Mainland | | Tanzania Zanzibar | |
|--------------------|----------|--------|-------------------|--------|-------------------|--------|
| | Male | Female | Male | Female | Male | Female |
| Index ¹ | 24.0 | 25.4 | 23.9 | 25.3 | 28.8 | 27.8 |
| 0 | 5.9 | 7.1 | 5.8 | 7.0 | 7.8 | 8.7 |
| 1 | -3.4 | -3.7 | -3.4 | -3.6 | -4.0 | -4.2 |
| 2 | 1.9 | 1.4 | 1.9 | 1.4 | 1.3 | 0.6 |
| 3 | -2.2 | -2.4 | -2.2 | -2.5 | -2.0 | -2.1 |
| 4 | -1.4 | -1.7 | -1.4 | -1.7 | -2.3 | -2.7 |
| 5 | 2.5 | 2.3 | 2.5 | 2.3 | 4.4 | 3.5 |
| 6 | -1.1 | -1.3 | -1.1 | -1.3 | -1.7 | -1.8 |
| 7 | -1.4 | -1.9 | -1.4 | -1.9 | -1.6 | -1.8 |
| 8 | 1.7 | 1.9 | 1.8 | 1.9 | 0.9 | 1.0 |
| 9 | -2.4 | -1.7 | -2.4 | -1.7 | -2.8 | -1.4 |

¹ The sum of the absolute values of the deviations

Figure 2. 5: Myers Index Preference, Tanzania 2012 Census



2.1.4 Diagonal Consistency Checks (Survival Ratios)

The quality of age-sex data collected in censuses can also be examined through the analysis of cohort and overall survival ratios. Cohort survival ratio is the ratio of the population of a particular age group $[x]$ at a given census to the population ten years younger $[x-10]$ in the preceding census, assuming that the two censuses are 10 years apart. Similarly, the overall survival ratio is the ratio of population above a certain age $[x+]$ at a given census to the population aged ten years younger and above $[(x-10)+]$ in the preceding census.

The survival ratio is usually below unity, and is expected to decrease smoothly with increasing age, in a country with no or limited in-migration. However, the survival ratio for age group 5-9 years is normally higher than that for age group 0-4 years, due to higher mortality prevailing at the youngest ages.

In Tables 2.2 and 2.3 (and Figure 2.6), it is observed that data from the 2012 PHC are consistent with this general pattern, especially basing on the overall survival ratios. However, cohort survival ratios exhibit irregular patterns with significant deviations at age group 0-4 in Tanzania Mainland, and age groups 0-4, 5-9 and 10-14 in Tanzania Zanzibar. This irregularity is attributable to the age-specific misreporting in one census relative to the other. It may also indicate relative age-specific omissions in 2002 versus 2012 PHC. The matter, however, cannot be dealt with conclusively at this point, and will be pursued in the next phase of census data analysis. Finally, the survival ratios for

females are higher compared to the corresponding male ratios. This is expected due to higher overall female survivorship relative to males.

Table 2. 2: Intercensal Cohort and Overall Survival Ratios for 2002 to 2012 Censuses by Sex – Tanzania Mainland, 2012 Census

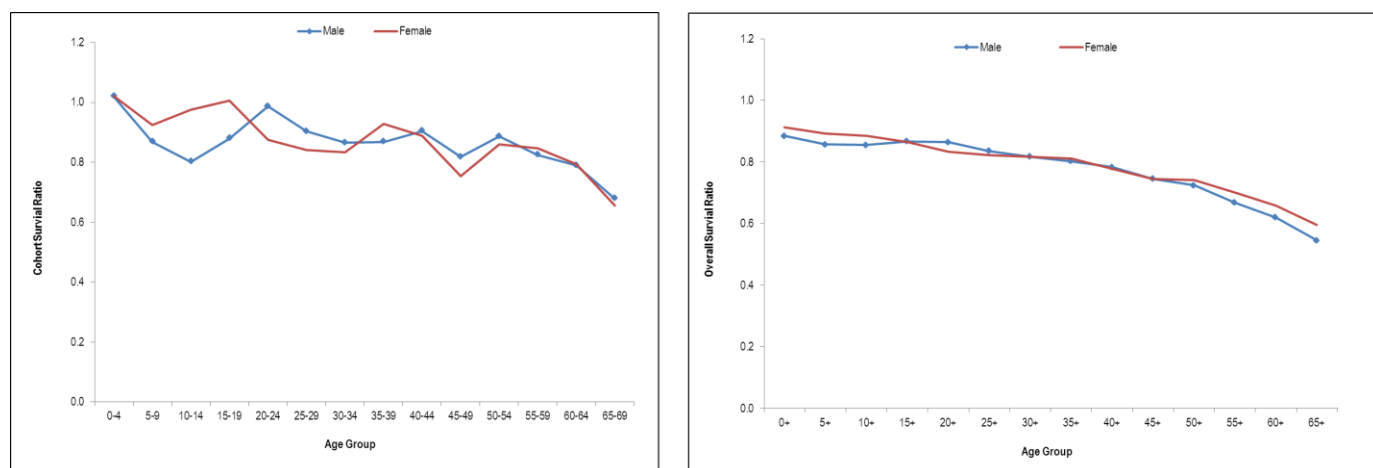
| Cohort Survival Ratio | | | Overall Survival Ratio | | |
|-----------------------|--------|--------|------------------------|--------|--------|
| Age group | Male | Female | Age group | Male | Female |
| 0-4 | 1.0204 | 1.0213 | 0+ | 0.8846 | 0.9127 |
| 5-9 | 0.8684 | 0.9244 | 5+ | 0.8570 | 0.8918 |
| 10-14 | 0.8024 | 0.9765 | 10+ | 0.8545 | 0.8850 |
| 15-19 | 0.8794 | 1.0055 | 15+ | 0.8671 | 0.8648 |
| 20-24 | 0.9867 | 0.8747 | 20+ | 0.8642 | 0.8333 |
| 25-29 | 0.9035 | 0.8413 | 25+ | 0.8358 | 0.8221 |
| 30-34 | 0.8659 | 0.8345 | 30+ | 0.8170 | 0.8163 |
| 35-39 | 0.8687 | 0.9277 | 35+ | 0.8023 | 0.8108 |
| 40-44 | 0.9044 | 0.8886 | 40+ | 0.7829 | 0.7776 |
| 45-49 | 0.8180 | 0.7548 | 45+ | 0.7449 | 0.7446 |
| 50-54 | 0.8861 | 0.8597 | 50+ | 0.7240 | 0.7417 |
| 55-59 | 0.8248 | 0.8468 | 55+ | 0.6677 | 0.7010 |
| 60-64 | 0.7895 | 0.7938 | 60+ | 0.6194 | 0.6577 |
| 65-69 | 0.6789 | 0.6551 | 65+ | 0.5450 | 0.5958 |
| All ages | 0.8846 | 0.9126 | | | |

Table 2. 3: Intercensal Cohort and Overall Survival Ratios for 2002 to 2012 Censuses by Sex – Tanzania Zanzibar, 2012 Census

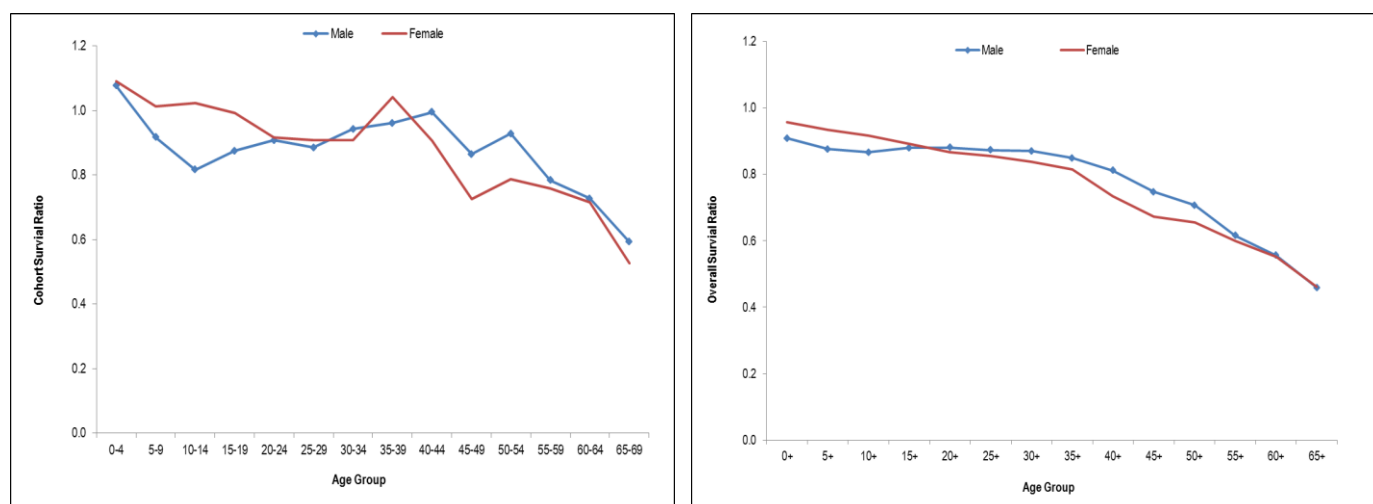
| Cohort Survival Ratio | | | Overall Survival Ratio | | |
|-----------------------|--------|--------|------------------------|--------|--------|
| Age group | Male | Female | Age group | Male | Female |
| 0-4 | 1.0771 | 1.0907 | 0+ | 0.9081 | 0.9569 |
| 5-9 | 0.9174 | 1.0138 | 5+ | 0.8756 | 0.9328 |
| 10-14 | 0.8168 | 1.0229 | 10+ | 0.8663 | 0.9159 |
| 15-19 | 0.8754 | 0.9913 | 15+ | 0.8790 | 0.8910 |
| 20-24 | 0.9076 | 0.9155 | 20+ | 0.8799 | 0.8669 |
| 25-29 | 0.8854 | 0.9072 | 25+ | 0.8731 | 0.8539 |
| 30-34 | 0.9428 | 0.9088 | 30+ | 0.8695 | 0.8375 |
| 35-39 | 0.9608 | 1.0425 | 35+ | 0.8481 | 0.8146 |
| 40-44 | 0.9948 | 0.9065 | 40+ | 0.8113 | 0.7346 |
| 45-49 | 0.8650 | 0.7252 | 45+ | 0.7469 | 0.6726 |
| 50-54 | 0.9287 | 0.7882 | 50+ | 0.7067 | 0.6559 |
| 55-59 | 0.7832 | 0.7579 | 55+ | 0.6158 | 0.5998 |
| 60-64 | 0.7269 | 0.7164 | 60+ | 0.5563 | 0.5514 |
| 65-69 | 0.5932 | 0.5264 | 65+ | 0.4593 | 0.4606 |
| All ages | 0.9081 | 0.9569 | | | |

Figure 2. 6: Intercensal Cohort and Overall Survival Ratios by Sex, Tanzania 2012 Census

Tanzania Mainland



Tanzania Zanzibar



2.1.5 Vertical Consistency Checks

The percentage change in population size in given ages is expected to decrease smoothly with age in a population with no dramatic changes in population dynamics (fertility, mortality and migration), and where migration is either negligible or not age selective. Many countries use age ratio score, sex ratio score and UN Joint Score to quantify the degree of age-sex reporting errors.

Age ratio score is defined as the average of the sum of absolute deviations of age ratios from the expected 100. Age ratio is defined as the ratio of the population of a given age to the average of the number of persons in the immediately preceding and succeeding groups.

The sex ratio score, on the other hand, is defined as the average of the sum of absolute deviations of consecutive sex ratios. The sex ratio is defined by the number of males for every 100 females. For

most sub-Saharan African populations, the sex ratio fluctuates between 102 and 105 at birth (with an average of 103), thereafter declining gradually with age, and eventually falling below 100 among the elderly segments of the population. Any major deviations from this pattern are attributable to age and sex misreporting, and/or to age-sex selective migration or mortality.

Finally, the UN Age-Sex Accuracy Index or UN Joint Score combines the age ratio score and the sex ratio score to result in a single index measuring the degree of accuracy of the age-sex distribution, i.e.

$$\text{Age-Sex Accuracy Index (UN Joint Score)} = 3*(\text{SRS}) + \text{ARSM} + \text{ARSF}$$

Where:

SRS is the Sex Ratio Score

ARSM is the Age Ratio Score for Males

ARSF is the Age Ratio Score for Females

The census data is considered "accurate" if the index is under 20, "inaccurate" if the index is 20 to 40 and "highly inaccurate" if the index is over 40.

This index was computed for Tanzania, Tanzania Mainland and Tanzania Zanzibar and presented in Table 2.4. The Age-Sex Accuracy Index for Tanzania was 30.9; it was 30.5 for Tanzania Mainland and 46.1 for Tanzania Zanzibar. This indicates that the quality of age and sex reporting in the 2012 PHC was "rough". In the subsequent analyses, standard demographic and statistical techniques will be used to smooth the age data. Such adjustments will not be unique to the 2012 Census, and have been used before - in the 2002 Census and in other African countries as well.

Table 2. 4: Age Ratios, Sex Ratios, and UN Joint Score Indices – Tanzania, 2002 and 2012 Censuses

| Index | Tanzania | | Tanzania Mainland | | Tanzania Zanzibar | |
|-----------------|----------|------|-------------------|------|-------------------|------|
| | 2002 | 2012 | 2002 | 2012 | 2002 | 2012 |
| Age Ratio Score | | | | | | |
| Male | 7.8 | 8.5 | 7.7 | 8.5 | 12.5 | 9.4 |
| Female | 8.9 | 8.5 | 8.8 | 8.3 | 15.0 | 13.7 |
| Sex Ratio Score | 4.3 | 4.6 | 4.3 | 4.6 | 5.9 | 7.7 |
| UN Joint Score | 29.6 | 30.9 | 29.4 | 30.5 | 45.1 | 46.1 |

2.2 Data Editing and Tabulation Procedures

The quality of census data worldwide is affected by errors that occur during data collection and processing. Consequently, census data are routinely edited to pave way for compilation and release

of reliable statistics thereafter. The United Nations recommends a variety of universally accepted statistical and demographic methods for editing census and other demographic data.

The quality of Tanzania 2012 Census data is similarly affected by enumeration errors. The boycott threats by a section of the faith-based groups and other field logistical bottlenecks led to significant enumeration challenges among certain communities. The Government then made a decision to use alternative means of enumeration of such population groups in order to count all persons resident in Tanzania on the night of 26th August 2012. Subsequently, a non-negligible number of persons with non-stated ages were observed in the Census data.

Standard data editing techniques have been used to edit the glitches in the census data. Age values for records lacking valid responses were imputed based on the following variables:

- i. Geography (e.g. Region, Urban, Rural);
- ii. Size of the household;
- iii. Gender of the household head;
- iv. Correlation between person number and relationship in the region where the record occurs.

The editing rules were equally informed by the preliminary results of the Post Enumeration Survey (PES), which provided alternative age and sex patterns for the entire country independently of the census.

To eliminate potential bias due to contiguous invalid data, the placement of households in the data was randomized within a Village/Street in order to avoid households with many invalid records being lumped together. The edits were then run against the randomly sorted data file. Age and sex distributions were then reviewed, and adopted. The tabulation procedures are based on national and global development priorities. The data editing procedures and tabulation plans used here are well documented for future reference.

2.3 Concluding Remarks

The quality of age and sex data in the 2012 PHC was examined using an array of internationally recommended methods and indices. Specifically, tabular and graphical (line graphs, population pyramids) distributions of age and sex data were examined in single years and in 5-year age groups. In addition, Myers index was used to examine digit preference, while index of age-sex accuracy (UN Joint Score) was used to quantify the magnitude of age and sex misreporting.

Subsequently, it is observed that the 2012 PHC suffered non-negligible misreporting of age and sex data. Evidence shows strong preference for ages ending in digits “0” and “5”, and avoidance of ages ending in digits “1”, “3” and “9”. Age misreporting is generally higher among females compared to males, and more evident in Tanzania Zanzibar compared to Tanzania Mainland. Overall, the age and sex data are “rough”. Nonetheless, this may not affect the quality of indicators derived from the census data as there are internationally recommended procedures for correcting the anomalies.

Age misreporting is a regular feature of sub-Saharan African census data. There is need for concerted efforts to improve the Civil Registration and Vital Statistics (CRVS) systems in Tanzania and in Africa in order to improve the overall quality of demographic, social and economic indicators.

Chapter Three

Population Distribution by Age and Sex: Results Highlights

3.0 Introduction

This chapter highlights the 2012 PHC results by age and sex. The information is critical for the implementation of national policies and programmes. Moreover, information on age and sex is essential in the analysis of demographic determinants of population change such as fertility, mortality and migration. Detailed statistical tables, up to district level, are presented in chapter four.

3.1 Age and Sex Structure

Table 3.1 presents the distribution of Tanzania's population by 5-year age groups and sex. Similar information is presented in Table 3.2 for Tanzania Mainland and Table 3.3 for Tanzania Zanzibar. The data depicts a young population age structure, with 43.9 percent of the population aged below 15 years, and 3.9 percent aged 65 years and above. The pattern is similar to that of Tanzania Mainland, that is, 43.9 percent for those below 15 years of age and 3.9 percent for those aged 65 years and above. However, in Tanzania Zanzibar those below 15 years of age accounted for 42.5 percent of the population and those aged 65 years and above were 2.8 percent of the population. The median age of the Tanzania's population is 18 years. The results also depict a higher percentage of females compared to males in almost all age groups, except below 10 years, 50 – 54 and 55 – 59 years.

Table 3. 1: Population Distribution by Five-Year Age Groups and Sex – Tanzania, 2012 Census

| Age Group | Both Sexes | | Male | | Female | |
|--------------|-------------------|-------------------------|-------------------|--------------|-------------------|--------------|
| | Number | Percentage ² | Number | Percentage | Number | Percentage |
| Total | 43,625,354 | 100.0 | 21,239,313 | 100.0 | 22,386,041 | 100.0 |
| 0 - 4 | 7,273,832 | 16.2 | 3,637,982 | 16.6 | 3,635,850 | 15.8 |
| 5 - 9 | 6,659,037 | 14.8 | 3,333,835 | 15.2 | 3,325,202 | 14.4 |
| 10 - 14 | 5,792,587 | 12.9 | 2,892,583 | 13.2 | 2,900,004 | 12.6 |
| 15 - 19 | 4,608,836 | 10.3 | 2,238,976 | 10.2 | 2,369,860 | 10.3 |
| 20 - 24 | 3,954,039 | 8.8 | 1,793,053 | 8.2 | 2,160,986 | 9.4 |
| 25 - 29 | 3,392,494 | 7.6 | 1,548,762 | 7.1 | 1,843,732 | 8.0 |
| 30 - 34 | 2,909,678 | 6.5 | 1,380,068 | 6.3 | 1,529,610 | 6.6 |
| 35 - 39 | 2,440,952 | 5.4 | 1,182,651 | 5.4 | 1,258,301 | 5.5 |
| 40 - 44 | 1,899,114 | 4.2 | 944,033 | 4.3 | 955,081 | 4.1 |
| 45 - 49 | 1,505,919 | 3.4 | 718,372 | 3.3 | 787,547 | 3.4 |
| 50 - 54 | 1,211,027 | 2.7 | 607,361 | 2.8 | 603,666 | 2.6 |
| 55 - 59 | 773,840 | 1.7 | 392,104 | 1.8 | 381,736 | 1.7 |
| 60 - 64 | 770,717 | 1.7 | 380,223 | 1.7 | 390,494 | 1.7 |
| 65 - 69 | 492,836 | 1.1 | 238,972 | 1.1 | 253,864 | 1.1 |
| 70 - 74 | 477,830 | 1.1 | 226,484 | 1.0 | 251,346 | 1.1 |
| 75 - 79 | 292,132 | 0.7 | 144,643 | 0.7 | 147,489 | 0.6 |
| 80+ | 474,053 | 1.1 | 209,888 | 1.0 | 264,165 | 1.1 |

Table 3. 2: Population Distribution by Five-Year Age Groups and Sex – Tanzania Mainland, 2012 Census

| Age Group | Both Sexes | | Male | | Female | |
|--------------|-------------------|--------------|-------------------|--------------|-------------------|--------------|
| | Number | Percentage | Number | Percentage | Number | Percentage |
| Total | 43,625,354 | 100.0 | 21,239,313 | 100.0 | 22,386,041 | 100.0 |
| 0 - 4 | 7,069,895 | 16.2 | 3,535,673 | 16.6 | 3,534,222 | 15.8 |
| 5 - 9 | 6,475,364 | 14.8 | 3,242,111 | 15.3 | 3,233,253 | 14.4 |
| 10 - 14 | 5,625,848 | 12.9 | 2,809,113 | 13.2 | 2,816,735 | 12.6 |
| 15 - 19 | 4,466,674 | 10.2 | 2,171,355 | 10.2 | 2,295,319 | 10.3 |
| 20 - 24 | 3,831,098 | 8.8 | 1,737,849 | 8.2 | 2,093,249 | 9.4 |
| 25 - 29 | 3,292,866 | 7.5 | 1,503,841 | 7.1 | 1,789,025 | 8.0 |
| 30 - 34 | 2,827,482 | 6.5 | 1,342,110 | 6.3 | 1,485,372 | 6.6 |
| 35 - 39 | 2,369,100 | 5.4 | 1,149,418 | 5.4 | 1,219,682 | 5.4 |
| 40 - 44 | 1,840,336 | 4.2 | 916,020 | 4.3 | 924,316 | 4.1 |
| 45 - 49 | 1,453,465 | 3.3 | 694,318 | 3.3 | 759,147 | 3.4 |
| 50 - 54 | 1,172,559 | 2.7 | 587,555 | 2.8 | 585,004 | 2.6 |
| 55 - 59 | 751,410 | 1.7 | 379,627 | 1.8 | 371,783 | 1.7 |
| 60 - 64 | 749,132 | 1.7 | 368,814 | 1.7 | 380,318 | 1.7 |
| 65 - 69 | 481,271 | 1.1 | 232,811 | 1.1 | 248,460 | 1.1 |
| 70 - 74 | 466,077 | 1.1 | 220,651 | 1.0 | 245,426 | 1.1 |
| 75 - 79 | 287,096 | 0.7 | 141,974 | 0.7 | 145,122 | 0.6 |
| 80+ | 465,681 | 1.1 | 206,073 | 1.0 | 259,608 | 1.2 |

² Column percentages in this report may not add up to a 100 due to rounding

Table 3. 3: Population Distribution by Five-Year Age Groups and Sex – Tanzania Zanzibar, 2012 Census

| Age Group | Both Sexes | | Male | | Female | |
|--------------|------------------|--------------|----------------|--------------|----------------|--------------|
| | Number | Percentage | Number | Percentage | Number | Percentage |
| Total | 1,303,569 | 100.0 | 630,677 | 100.0 | 672,892 | 100.0 |
| 0 - 4 | 203,937 | 15.6 | 102,309 | 16.2 | 101,628 | 15.1 |
| 5 - 9 | 183,673 | 14.1 | 91,724 | 14.5 | 91,949 | 13.7 |
| 10 - 14 | 166,739 | 12.8 | 83,470 | 13.2 | 83,269 | 12.4 |
| 15 - 19 | 142,162 | 10.9 | 67,621 | 10.7 | 74,541 | 11.1 |
| 20 - 24 | 122,941 | 9.4 | 55,204 | 8.8 | 67,737 | 10.1 |
| 25 - 29 | 99,628 | 7.6 | 44,921 | 7.1 | 54,707 | 8.1 |
| 30 - 34 | 82,196 | 6.3 | 37,958 | 6.0 | 44,238 | 6.6 |
| 35 - 39 | 71,852 | 5.5 | 33,233 | 5.3 | 38,619 | 5.7 |
| 40 - 44 | 58,778 | 4.5 | 28,013 | 4.4 | 30,765 | 4.6 |
| 45 - 49 | 52,454 | 4.0 | 24,054 | 3.8 | 28,400 | 4.2 |
| 50 - 54 | 38,468 | 3.0 | 19,806 | 3.1 | 18,662 | 2.8 |
| 55 - 59 | 22,430 | 1.7 | 12,477 | 2.0 | 9,953 | 1.5 |
| 60 - 64 | 21,585 | 1.7 | 11,409 | 1.8 | 10,176 | 1.5 |
| 65 - 69 | 11,565 | 0.9 | 6,161 | 1.0 | 5,404 | 0.8 |
| 70 - 74 | 11,753 | 0.9 | 5,833 | 0.9 | 5,920 | 0.9 |
| 75 - 79 | 5,036 | 0.4 | 2,669 | 0.4 | 2,367 | 0.4 |
| 80+ | 8,372 | 0.6 | 3,815 | 0.6 | 4,557 | 0.7 |

The pattern exhibited by the population pyramids in Figures 3.1, 3.2 and 3.3 is consistent with the afore-mentioned young population age structure. The pyramids are broad-based, tapering off with increasing age (65 and above). This is typical of Sub-Saharan African populations with high and, sometimes, rising fertility regimes in the past. Figure 3.4 is a superimposed population pyramid of the United Republic of Tanzania against Most Developed Countries (MDCs). The shape of MDCs' pyramid indicates a population that is growing at a much slower rate than that of Tanzania.

Figure 3. 1: Population Pyramid (Five-Year Age Groups) – Tanzania, 2012 Census

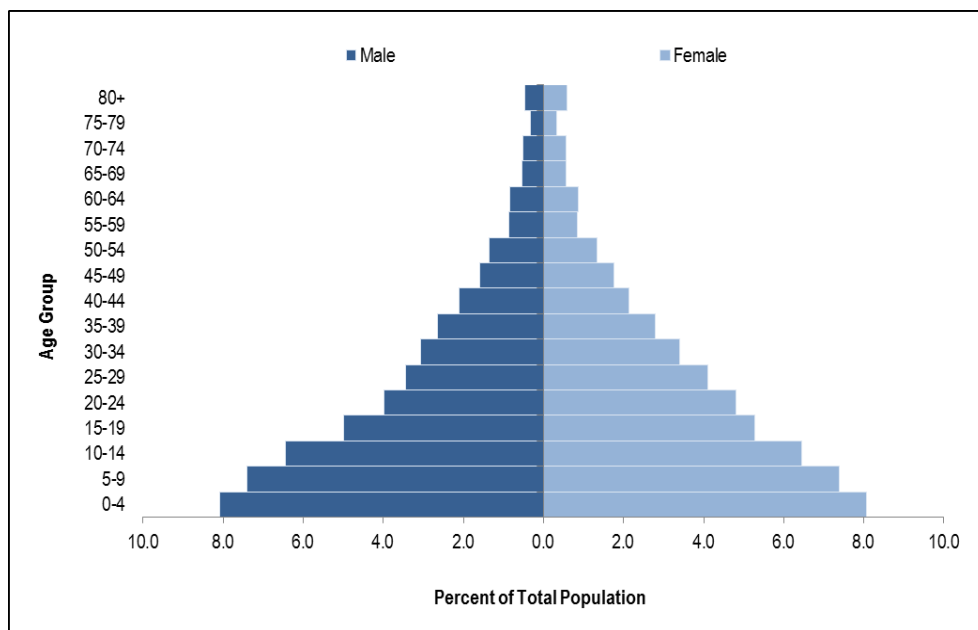


Figure 3. 2: Population Pyramid (Five-Year Age Groups) – Tanzania Mainland, 2012 Census

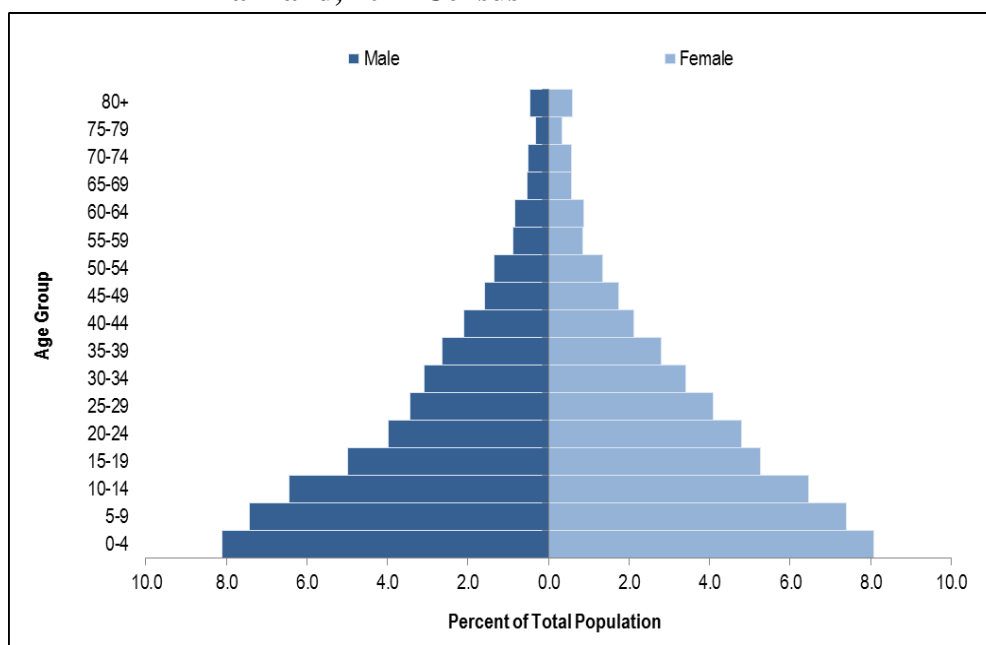


Figure 3. 3: Population Pyramid (Five-Year Age Groups) – Tanzania Zanzibar, 2012 Census

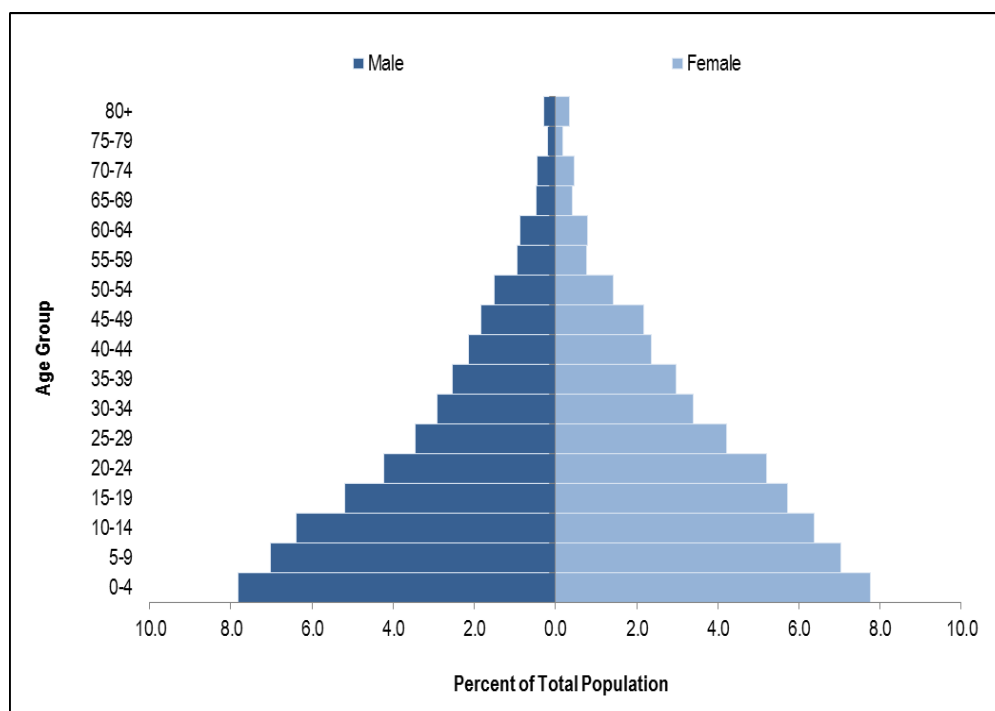
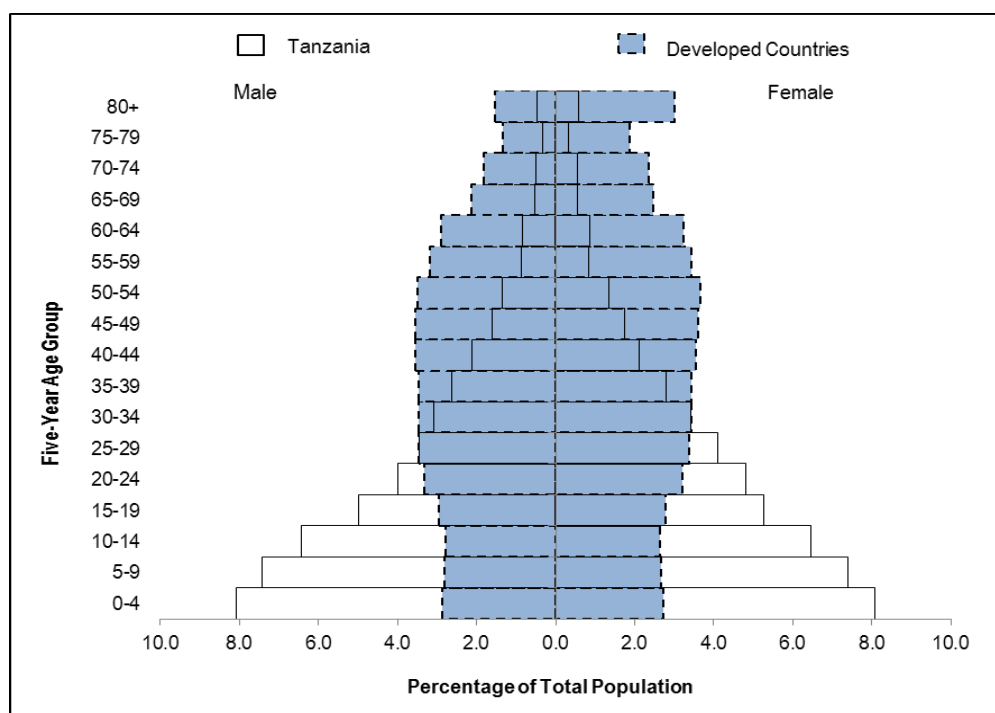


Figure 3. 4: Superimposed Population Pyramid (5-Year Age Groups) of Developed Countries Against Tanzania – 2012 Census



3.2 Population Distribution by Special Age Groups and Region

3.2.1 Young Population (0-14 Years)

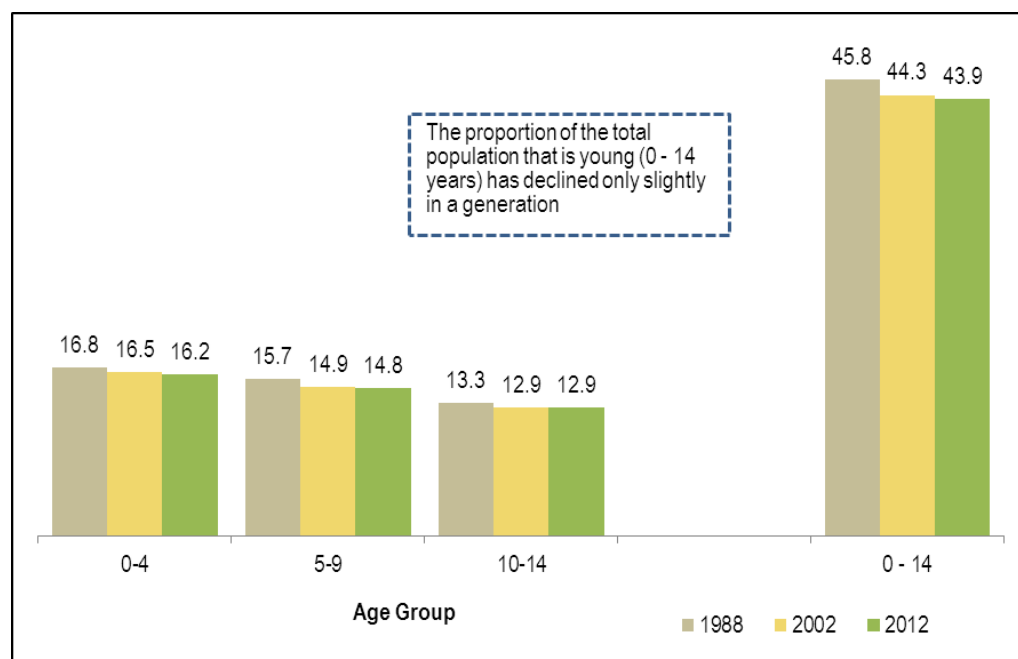
The proportion of young population (0-14 years) of the total population is an indicator of the “youngness” of the population. Figure 3.5 shows that the Tanzania’s population is characterized by a young age structure, with 43.9 percent of the total population below age 15 years.

The percentage of population below 15 years of age for Tanzania is slightly above the average for African countries (41 percent) (*Population Reference Bureau, 2012 World Population Data Sheet*). The proportion is slightly higher in Tanzania Mainland (43.9 percent), compared to Tanzania Zanzibar (42.5 percent).

The Tanzania’s population is young even by African standards.

The proportion of population below 15 years of age declined slightly from 45.8 percent in 1988 Census to 43.9 percent in 2012 Census. This marginal decline indicates a slow pace of fertility decline in the country during the intercensal period.

Figure 3. 5: Percentage Distribution of Young Population, Tanzania 1988, 2002 and 2012 Censuses



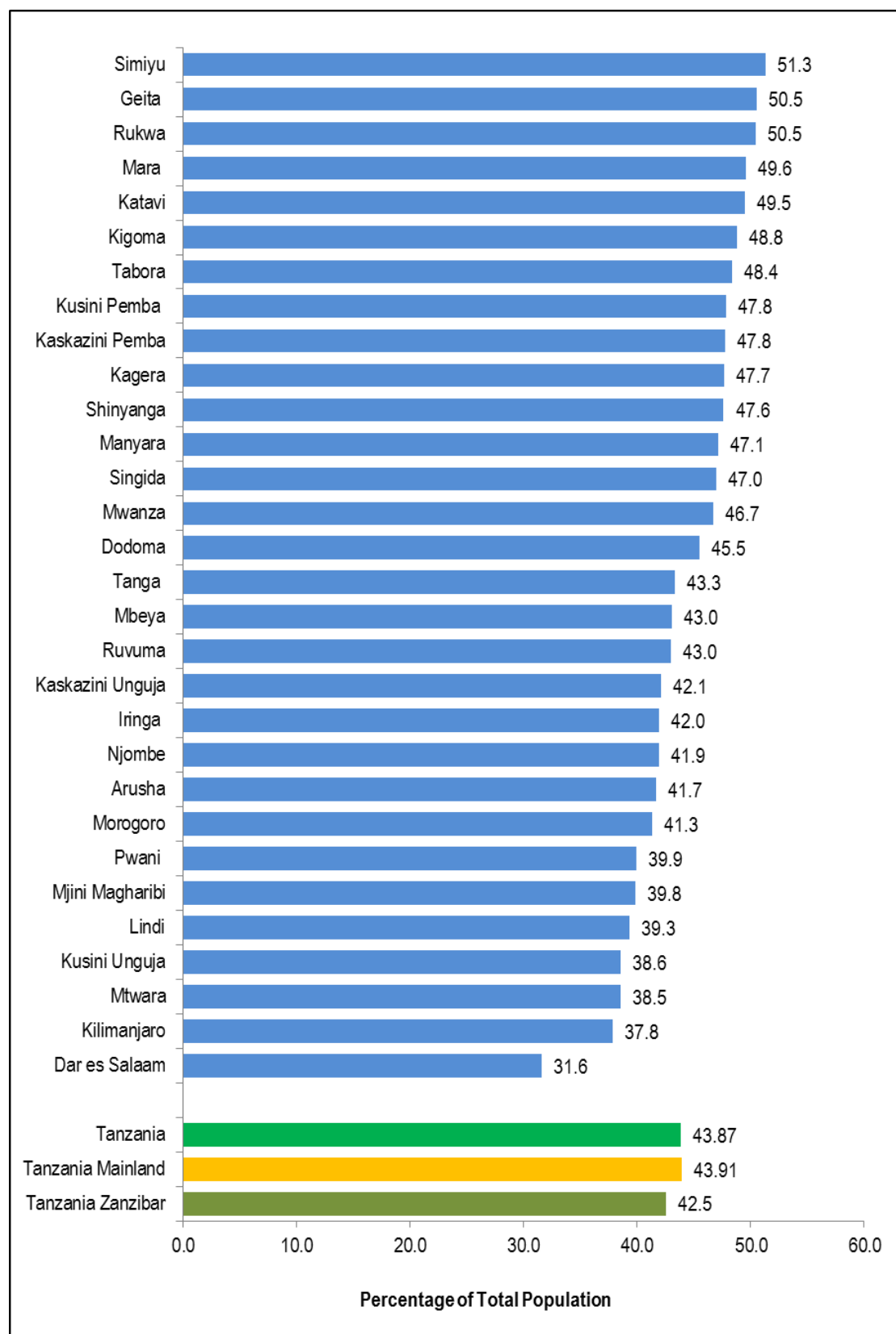
3.2.2 Regional Variations

Figure 3.6 and Map 1 show the proportions of young persons (0-14 years) in the regional populations. Simiyu region recorded the highest proportion of young population (51.3 percent), while Dar es Salaam had the lowest proportion (31.6 percent). Indeed the proportion of the young is greater than the national average of 43.9 percent in half of the regions.

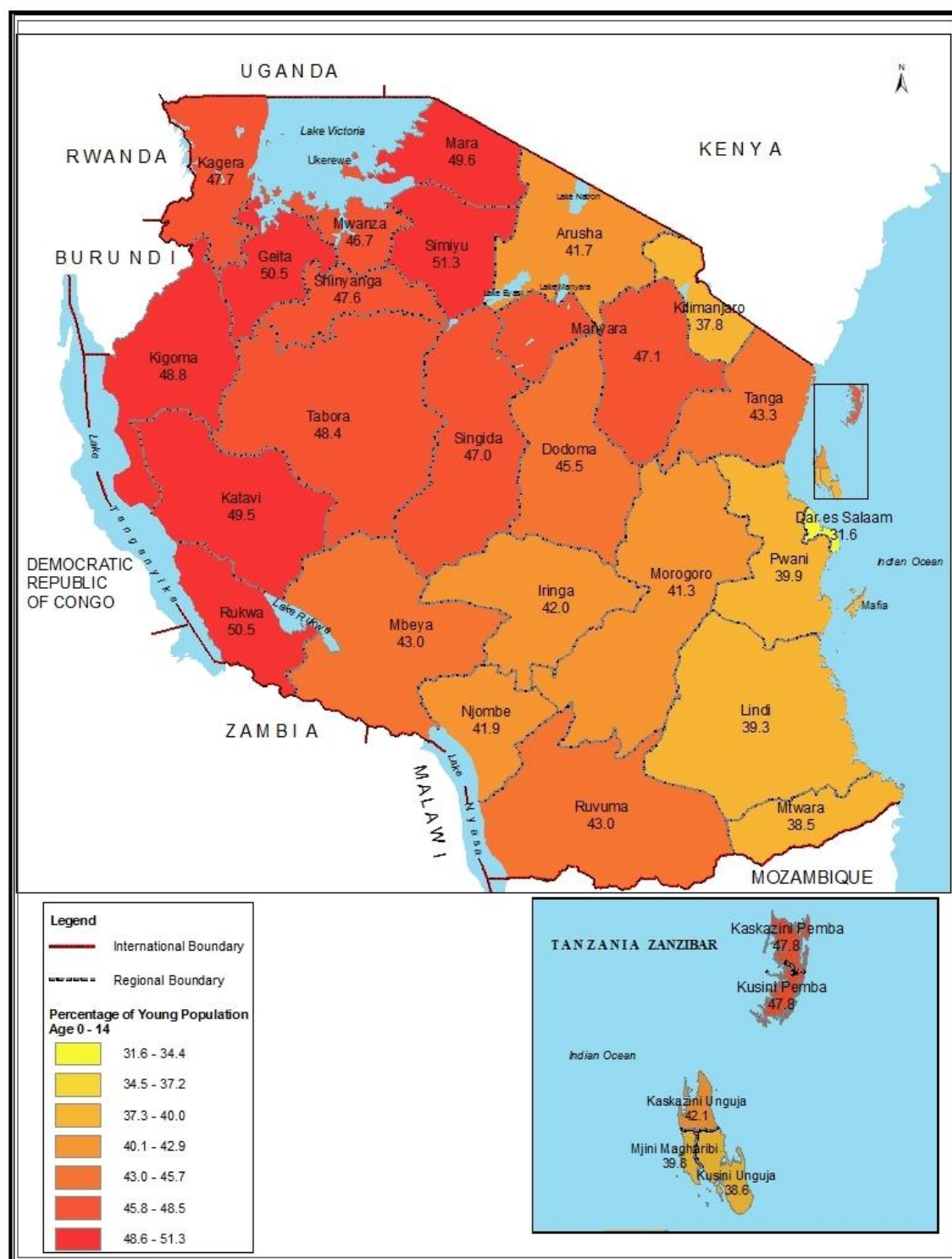
More than half of the population in Simiyu, Rukwa and Geita regions is young.

Evidence from 2010 Tanzania Demographic and Health Survey (TDHS) shows that the regions with high proportion of young population also exhibit high fertility rates that are well above the national average of 5.4 children per woman.

Figure 3. 6: Young Population (0-14 Years) as a Percentage of Total Population by Region, Tanzania 2012 Census



Map 1: Young Population (0-14 Years) as a Percentage of Total Population by Region, Tanzania 2012 Census

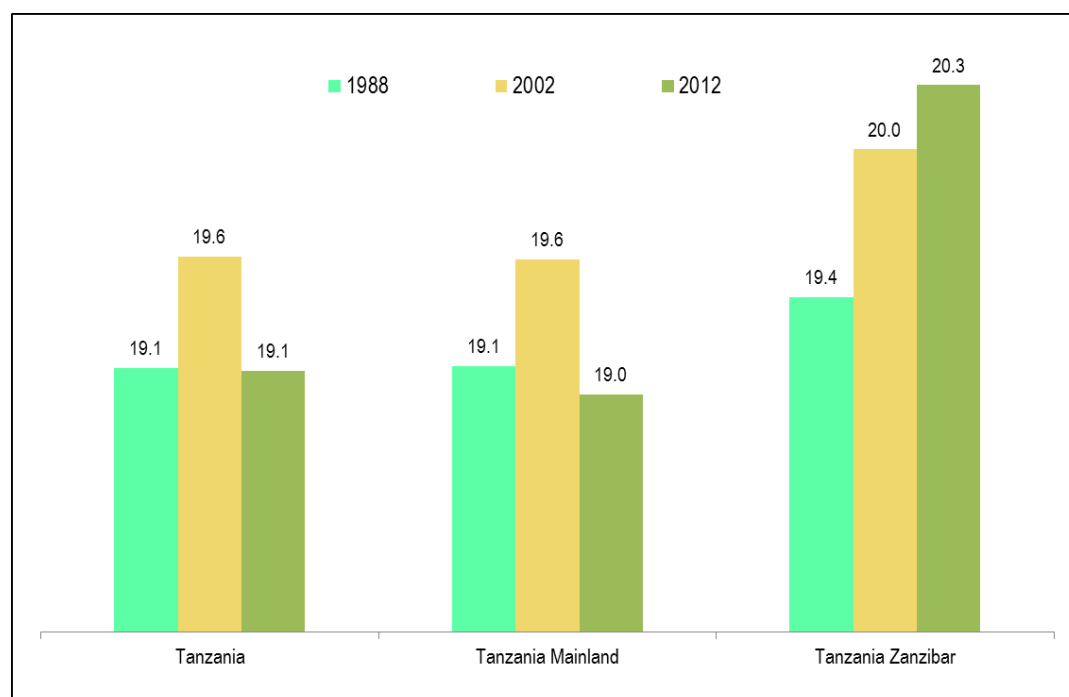


3.2.3 Youth Population

The youth represent an important stage of the life cycle, both demographically and socially. The international definition of the youth are all persons aged 15-24 years.

Figure 3.7 presents the youth population for Tanzania, Tanzania Mainland and Tanzania Zanzibar for the 1988, 2002 and 2012 Censuses. The proportion of youth population (15-24 years) in Tanzania has remained between 19 and 20 percent from 1988 to 2012.

Figure 3.7: Youth Population (15-24 Years) as a Percentage of Total Population; Tanzania 1988, 2002 and 2012 Censuses

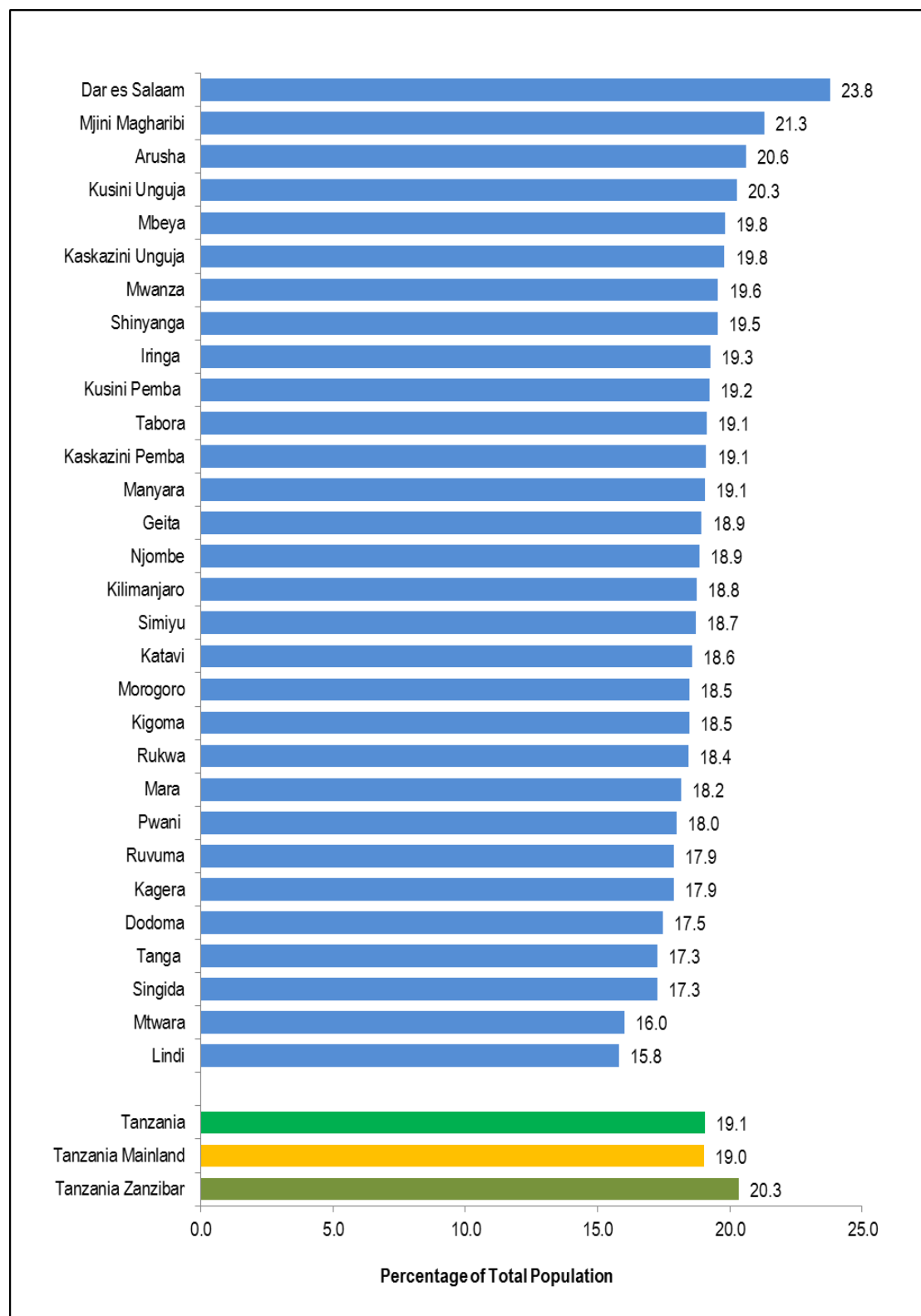


3.2.4 Regional Variations

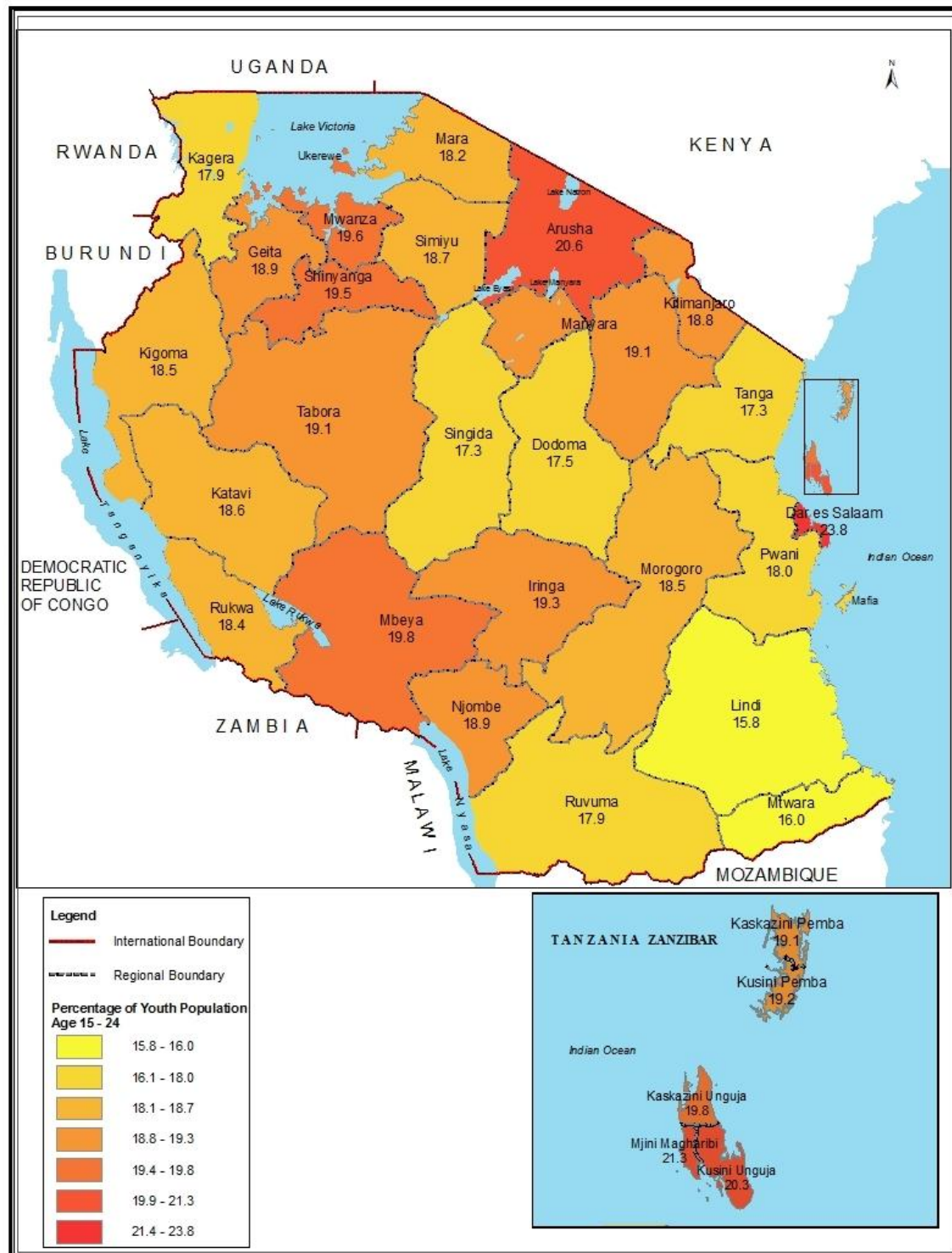
Figure 3.8 and Map 2 show the percentage of the regional population that is accounted for by youth. The percentage varies across regions, the highest being in Dar es Salaam (23.8 percent), followed by Mjini Magharibi (21.3 percent), while the lowest was in Lindi (15.8 percent).

Dar es Salaam region had the highest percentage of the total population that is youth. About one in four residents were youth.

Figure 3. 8: Youth Population (15-24 Years) as a Percentage of Total Population by Region; Tanzania 2012 Census



Map 2: Youth Population (15-24 Years) as a Percentage of Total Population by Region; Tanzania 2012 Census



On the other hand, the Tanzania National Youth Policy defines the Youth as persons aged 15 to 35 years. According to the 2012 PHC the proportion of persons aged 15-35 years has decreased marginally from 35.6 percent in 2002 to 34.7 percent in 2012. The same pattern is observed in Tanzania Mainland. However, for Tanzania Zanzibar the proportion has remained the same (36.2 percent) both in 2002 and 2012 (Figure 3.9)

Figure 3. 9: The Youth Population (15-35 Years) as a Percentage of Total Population; Tanzania 2002 and 2012 Censuses

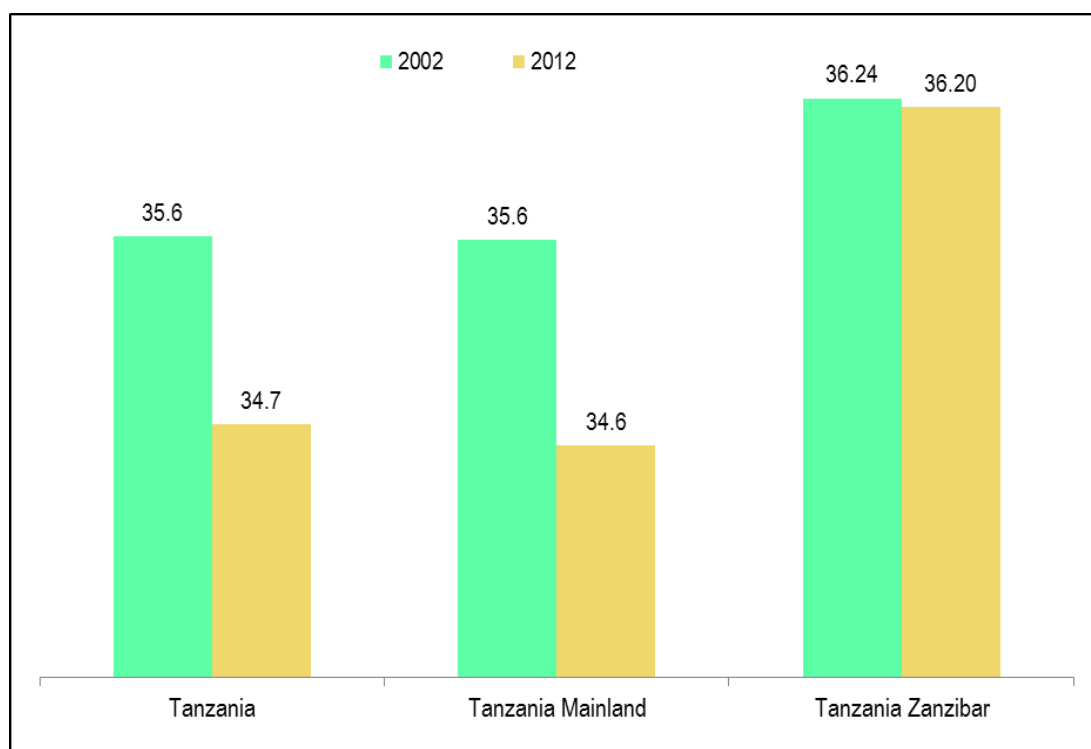
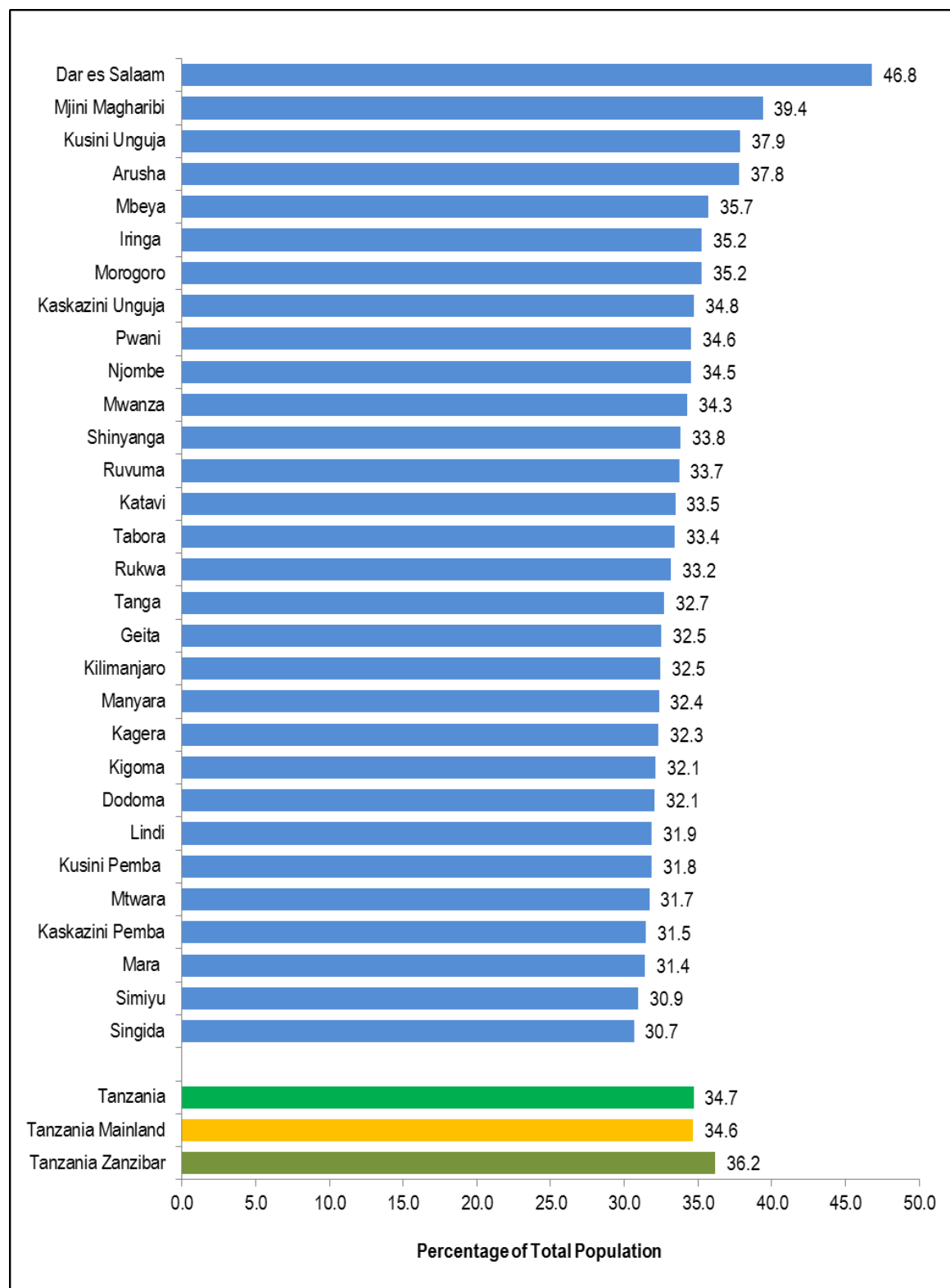
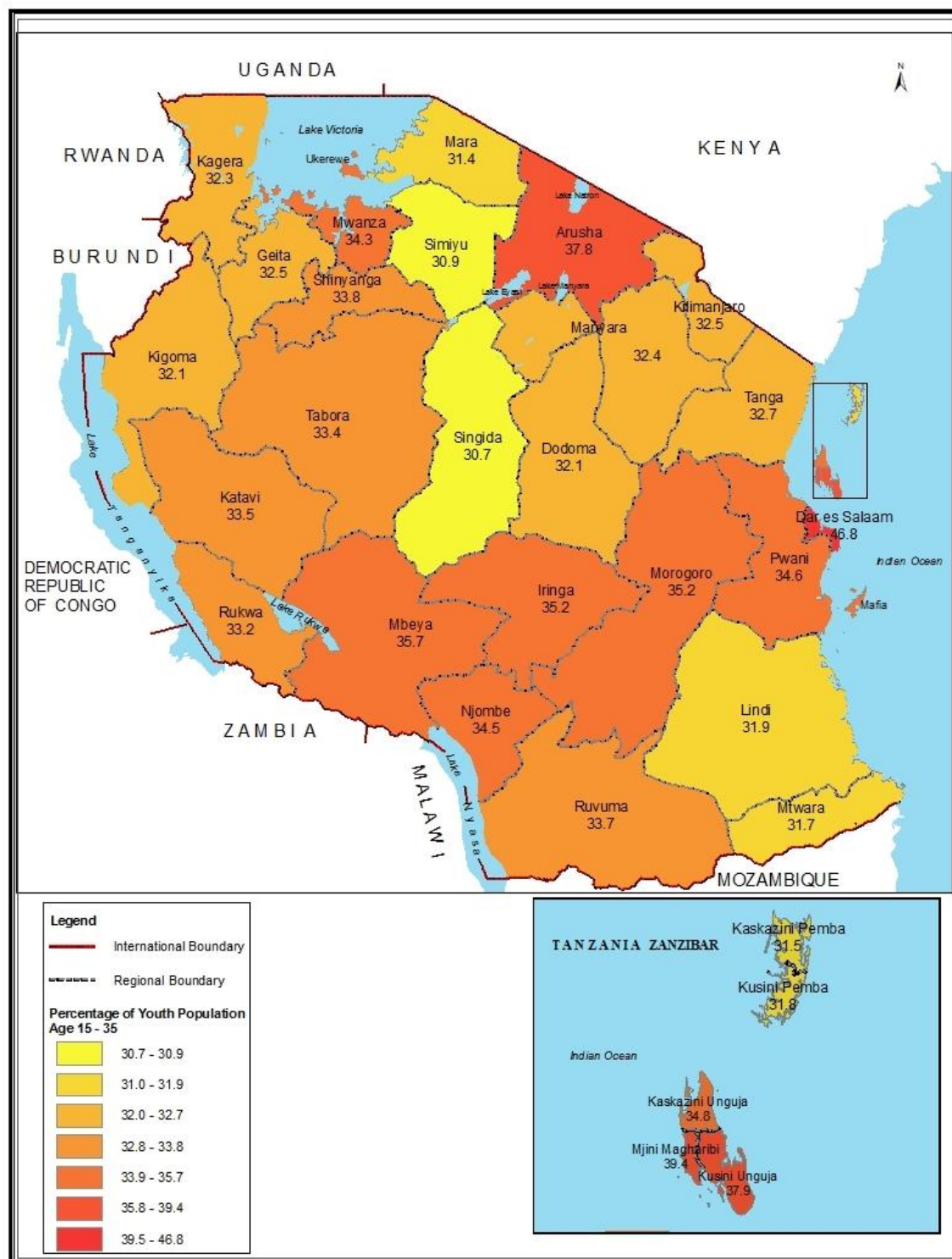


Figure 3.10 and Map 3 show that the proportion of persons aged 15-35 years varies substantially among regions. The highest proportion was recorded in Dar es Salaam (46.8 percent), followed by Mjini Magharibi (39.4 percent). The lowest proportion was recorded in Singida (30.7 percent).

Figure 3. 10: The Youth Population (15-35 Years) as a Percentage of Total Population by Region; Tanzania 2012 Census



Map 3: The Youth Population (15-35 Years) as a Percentage of Total Population by Region; Tanzania 2012 Census



3.3 Working Age Population (15-64 Years)

Working age population, also referred to as economically-productive population, is the population aged 15 to 64 years. Figure 3.11 shows that the percentage of the country's total population that forms working age population (15-64 years), has remained about the same at 51.9 percent in 2002 Census and 52.2 percent in 2012 Census, but increased slightly from 49.9 percent in the 1988 Census. In Tanzania Mainland, the proportion has remained about the same in the 2002 Census to the 2012 Census at 51.8 and 52.2 percent respectively. However, in Tanzania Zanzibar the proportion increased from 52.7 percent in 2002 to 54.7 percent in 2012.

Figure 3. 11: The Working Age Population (15-64 Years) as a Percentage of Total Population; Tanzania 1988, 2002 and 2012 Censuses

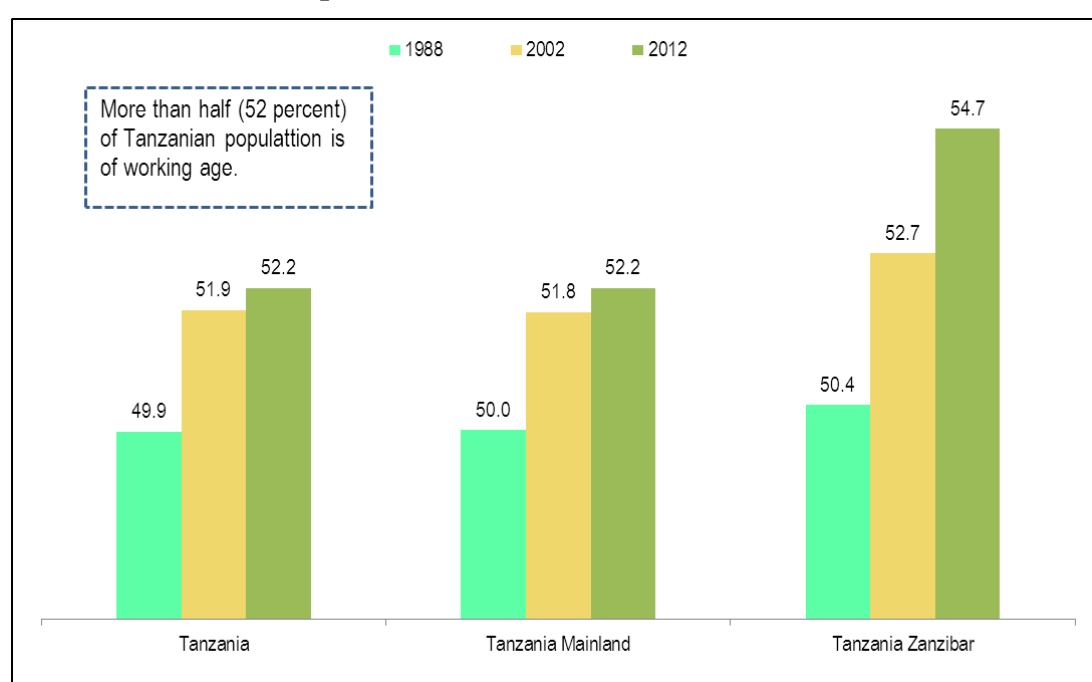
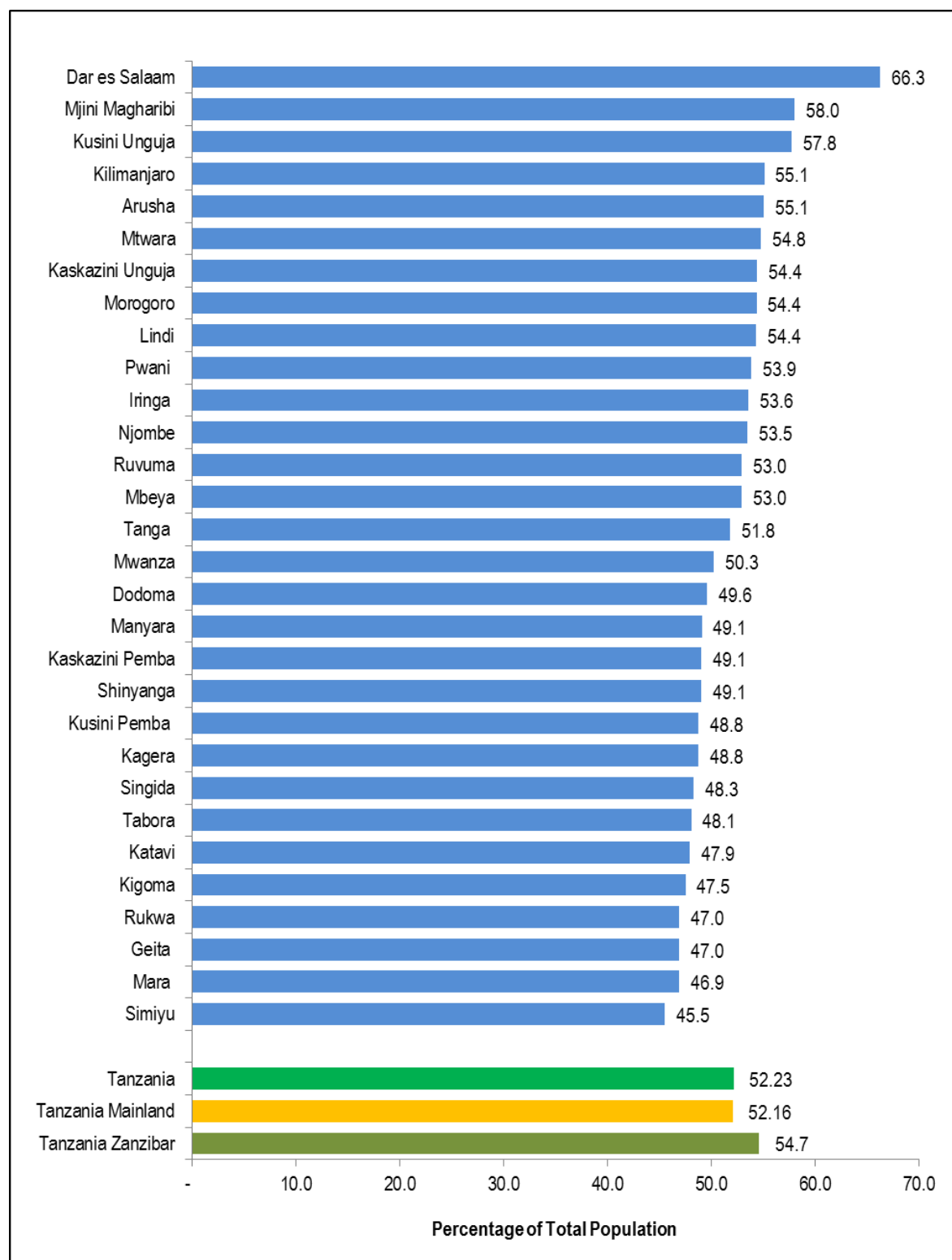


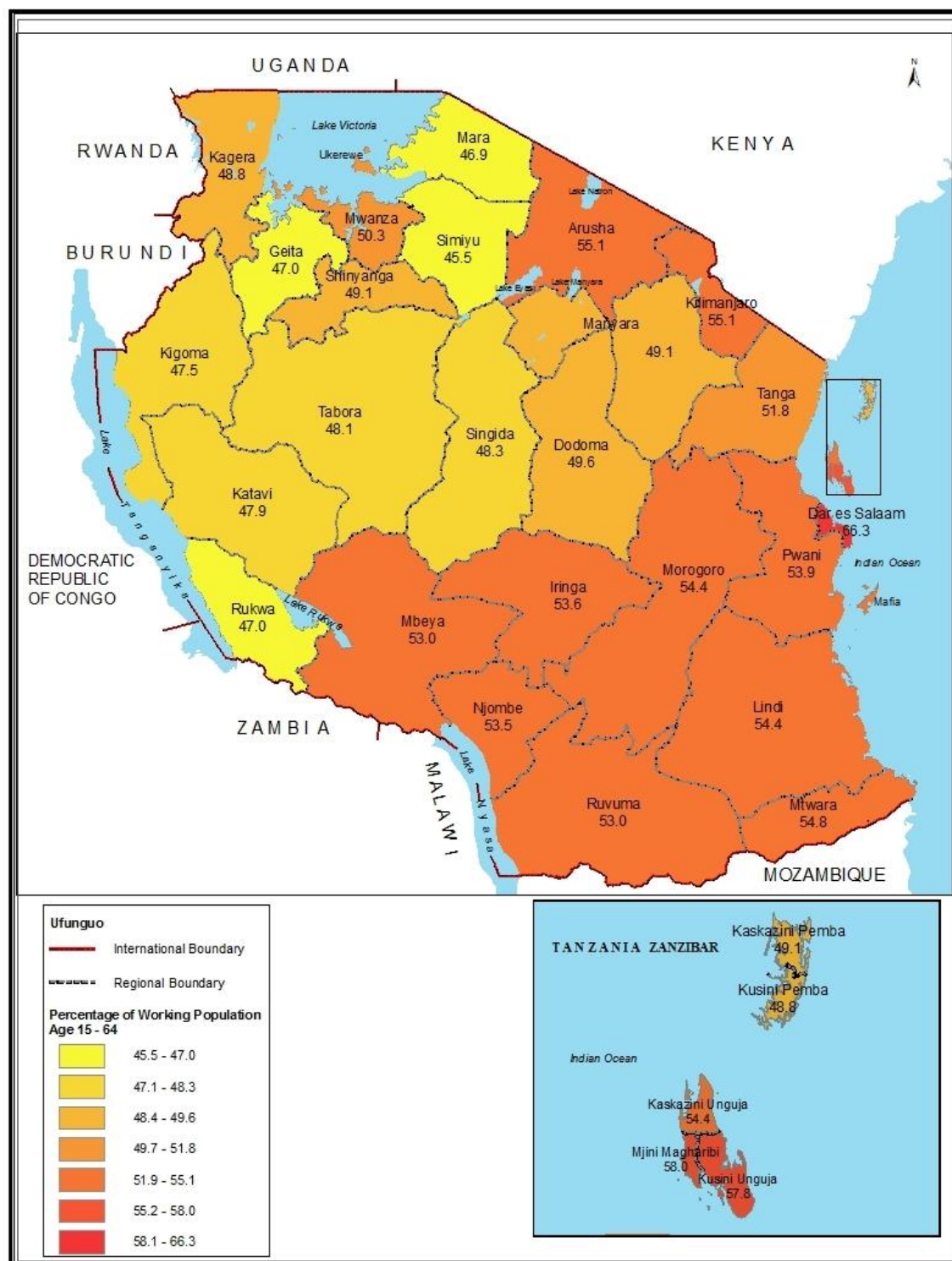
Figure 3.12 and Map 4 show that among regions, the proportion of the regional population that is in the working age population (15-64 years) ranges from 45.5 percent in Simiyu to 66.3 percent in Dar es Salaam. In 14 regions, the proportion is higher than the national proportion at 52.2 percent.

Two out of three (66 percent) of Dar es Salaam population were of working age.

Figure 3. 12: The Working Age Population (15-64 Years) as Percentage of Total Population by Region; Tanzania 2012 Census



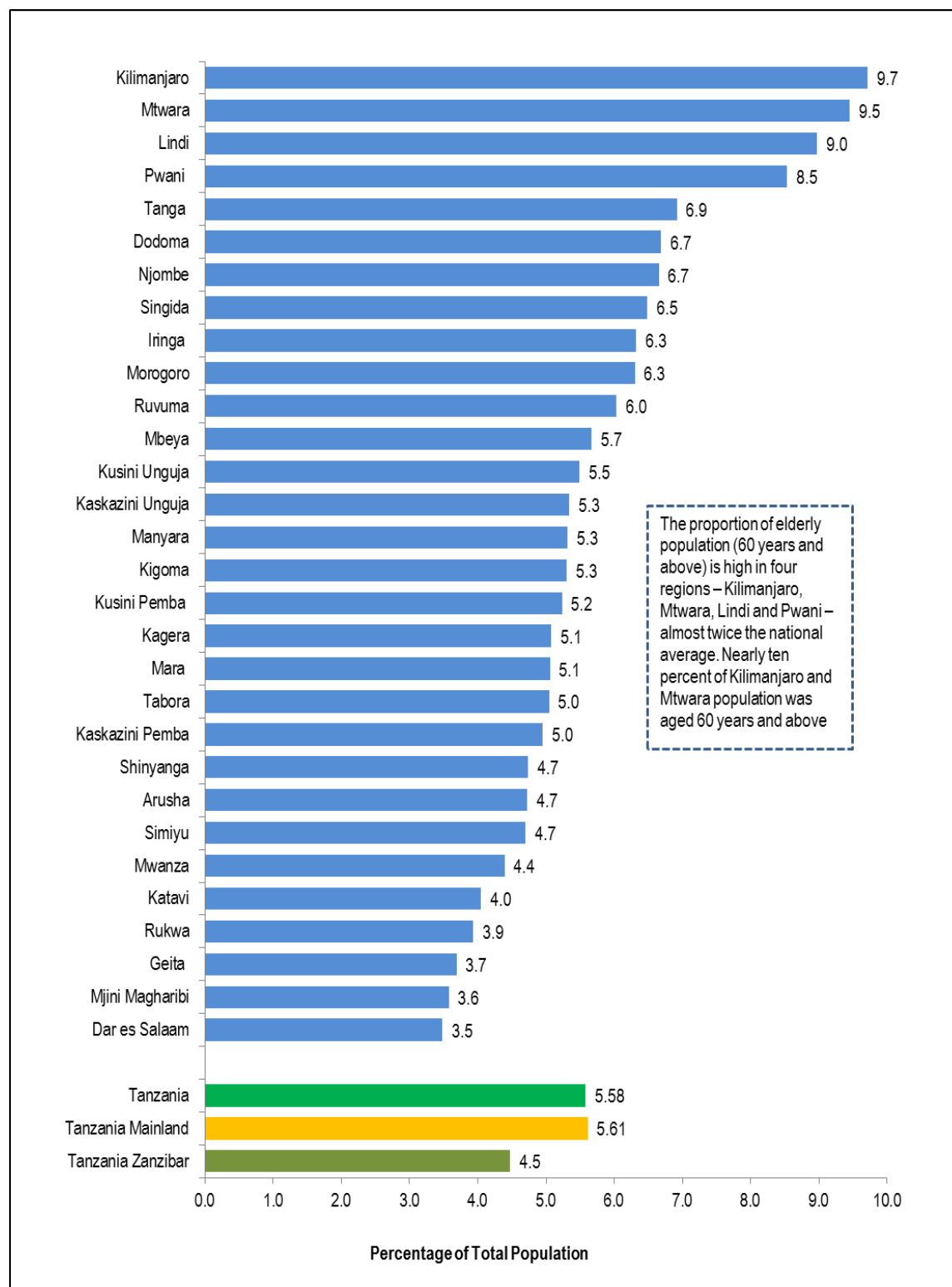
Map 4: The Working Age Population (15-64 Years) as Percentage of Total Population by Region; Tanzania 2012 Census



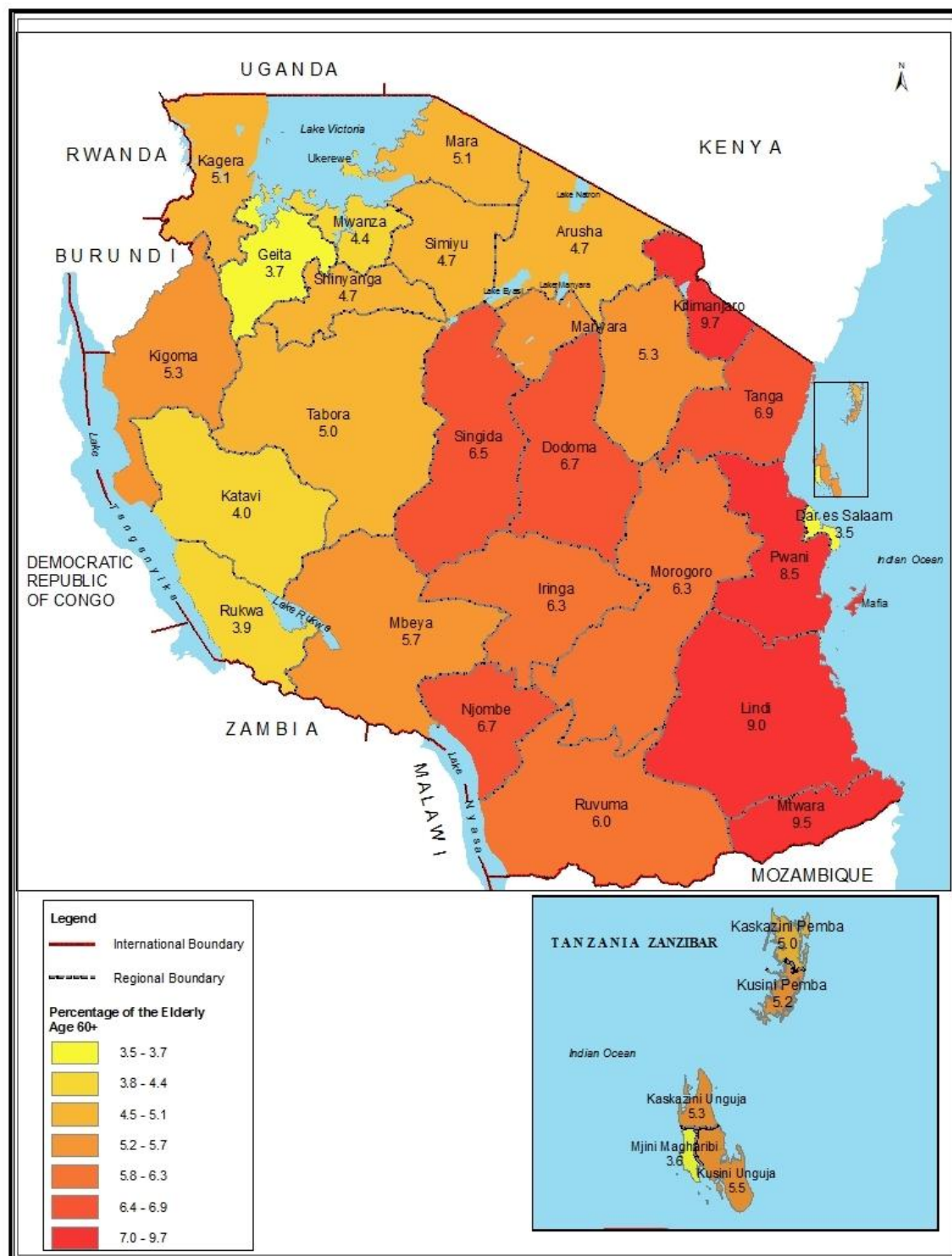
3.4 Elderly Population

The percentage of the total population that constitutes the elderly (60+ or 65+ years) is an indicator of population ageing. Figure 3.13 show that 5.6 percent of the Tanzanian population is aged 60 years and above. The percentage of elderly population is the same for Tanzania Mainland, but lower for Tanzania Zanzibar (4.5 percent). Marked variations are observed among regions (Map 5). Kilimanjaro region had the highest proportion (9.7 percent), followed by Mtwara (9.5 percent), Lindi (9.0 percent) and Pwani (8.5 percent). Dar es Salaam and Mjini Magharibi had the lowest proportion of elderly population (3.5 percent and 3.6 percent respectively).

Figure 3. 13: Elderly Population (60 Years and Above) as a Percentage of Total Population by Region; Tanzania 2012 Census



Map 5: Elderly Population (60 Years and Above) as a Percentage of Total Population by Region, Tanzania 2012 Census



The proportion of population aged 60 years and above in Tanzania and Tanzania Mainland has remained the same at about 6 percent in the 1988, 2002 and 2012 censuses. However, it declined in Tanzania Zanzibar from 6.4 percent in 1988 to 4.5 percent in 2012 (Figure 3.14).

Figure 3. 14: The Population Aged 60 Years and Above as a Percentage of Total Population; Tanzania 1988, 2002 and 2012 Censuses

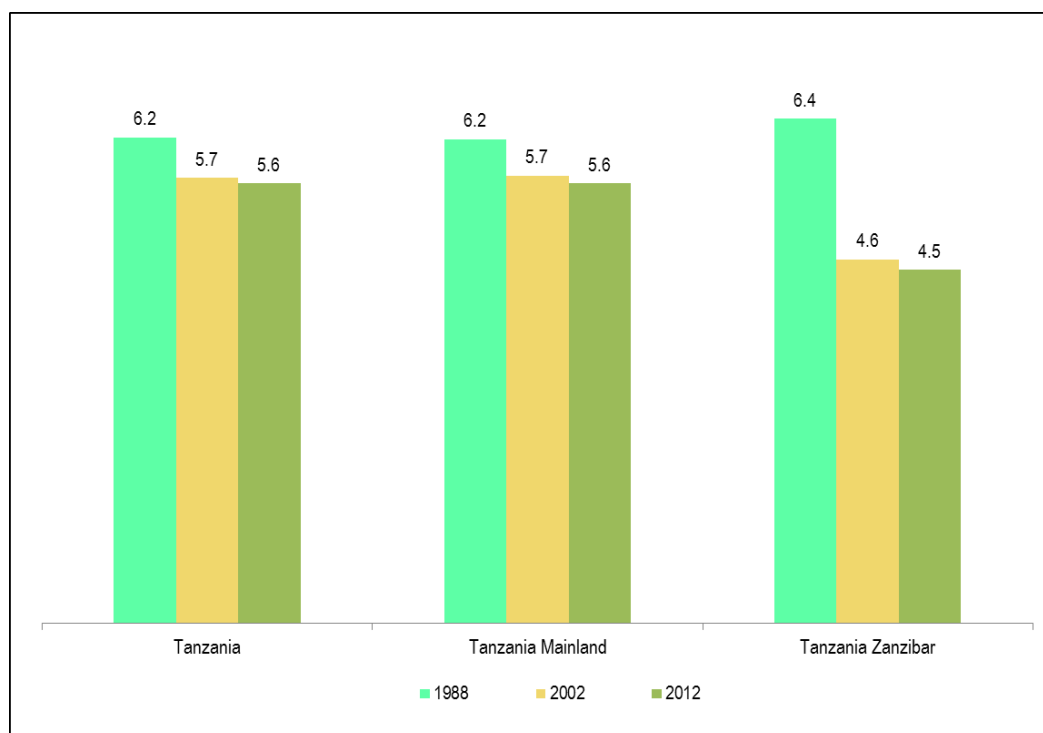
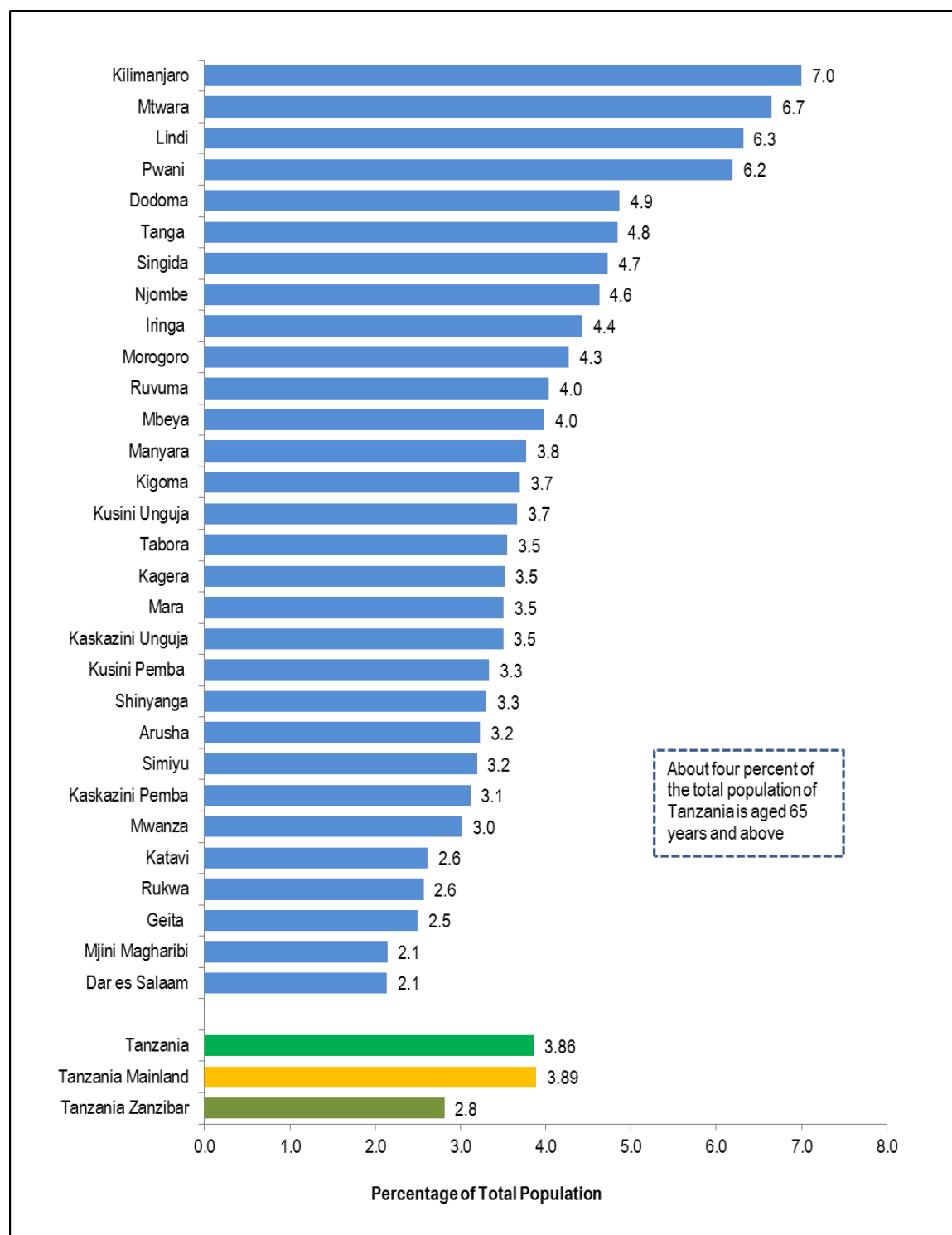
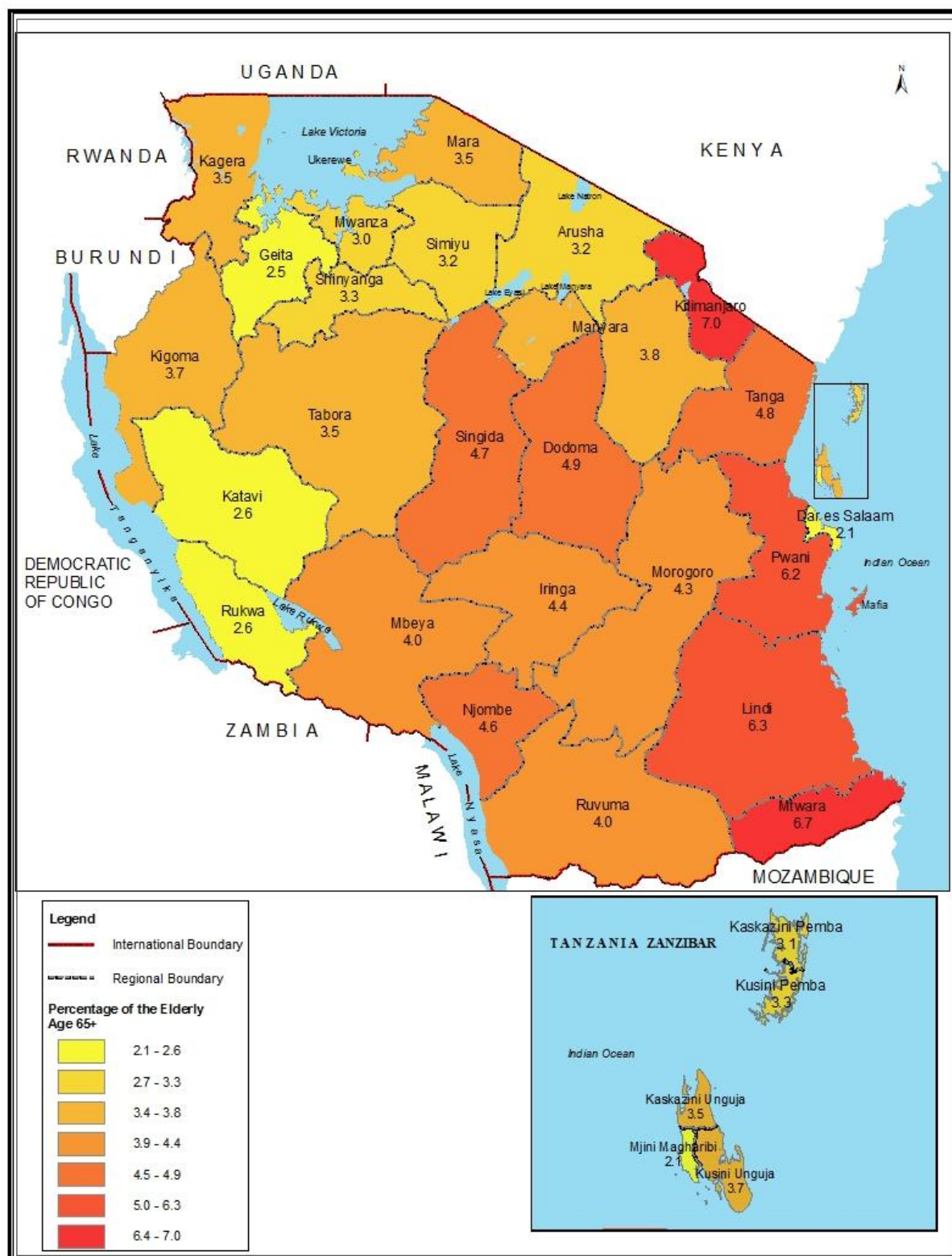


Figure 3.15 and Map 6 present the percentage of the total population that is aged 65 years and above, an alternate indicator of population ageing. Overall, it is observed that 3.9 percent of Tanzania population is aged 65 years and above. While this proportion is the same for Tanzania Mainland, it is lower for Tanzania Zanzibar (2.8 percent). Regional variations are observed, ranging from 2.1 percent in Dar es Salaam to 7.0 percent in Kilimanjaro. As expected, regions with larger urban populations (e.g. Dar es Salaam and Mjini Magharibi) also recorded the lowest percentages of elderly population.

Figure 3. 15: Elderly Population (65 Years and Above) as a Percentage of Total Population by Region; Tanzania 2012 Census



Map 6: Elderly Population (65 Years and Above) as a Percentage of Total Population by Region; Tanzania 2012 Census

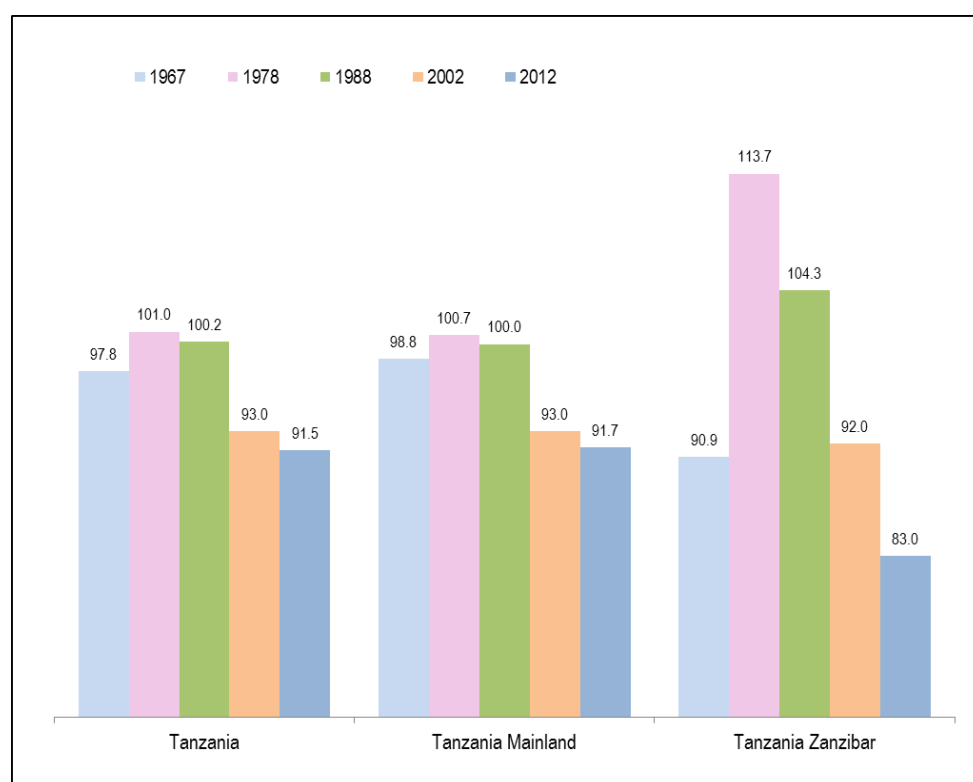


3.5 Age-Dependency Ratio

Age-dependency ratio is the ratio of persons in the “dependent” ages (under 15 years of age and above 65 years) to the “working age population” (15 to 64 years). It is expressed as number of dependent per 100 working age population. Ratios higher than 100 are undesirable. The age-dependency ratio is a proxy indicator of the economic burden and responsibility borne by the working age population.

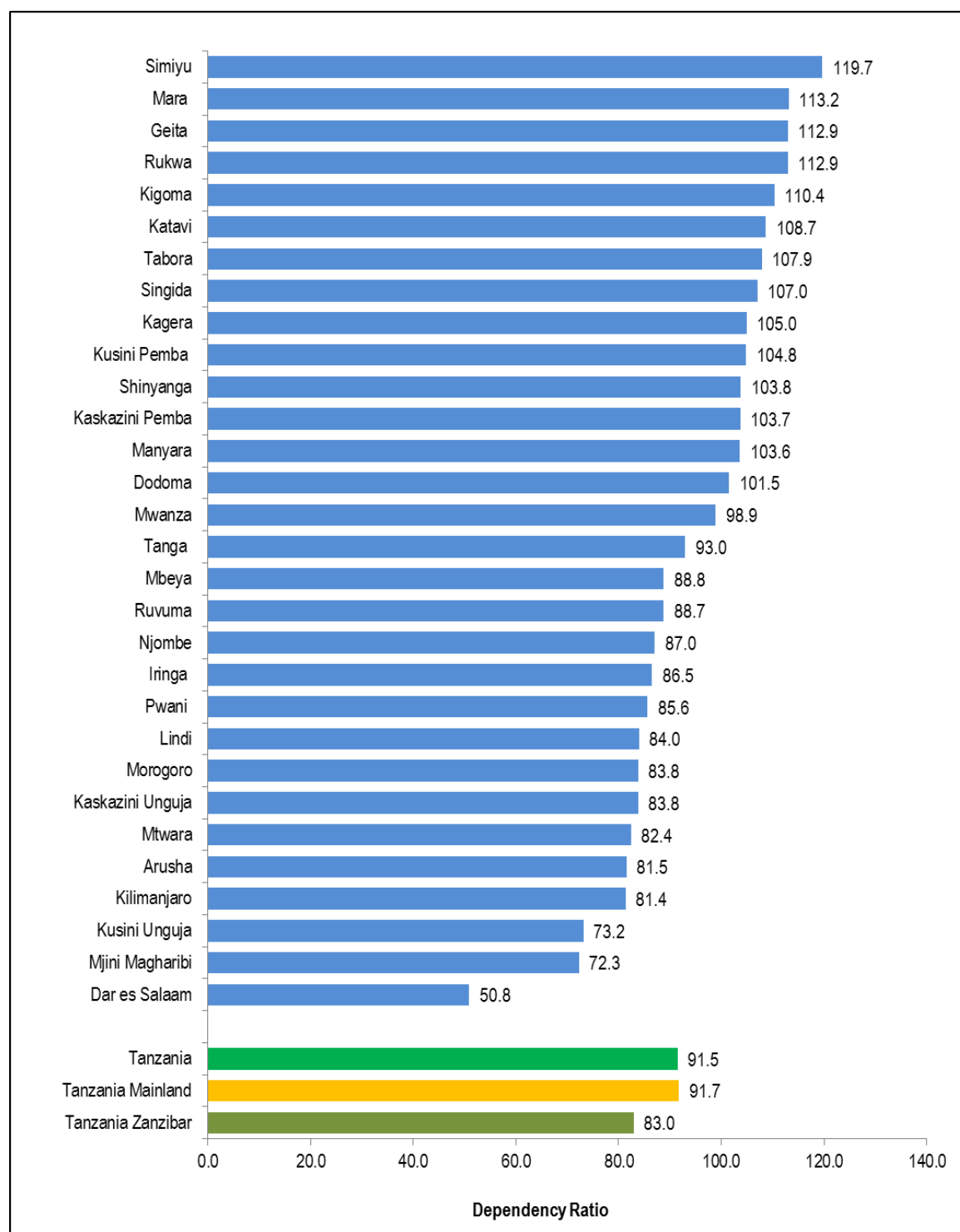
Figure 3.16 shows the age-dependency ratios based on the 1967, 1978, 1988, 2002 and 2012 censuses. The ratio has decreased from 98 in 1967 to 92 in 2012 in Tanzania and from 99 to 92 in Tanzania Mainland. In Tanzania Zanzibar the dependency ratio decreased from 91 in 1967 to 83 in 2012. The dependency ratio of 92 for Tanzania means that there were 92 dependents per 100 producers.

Figure 3. 16: Age Dependency Ratio, Tanzania 1967 to 2012 Censuses

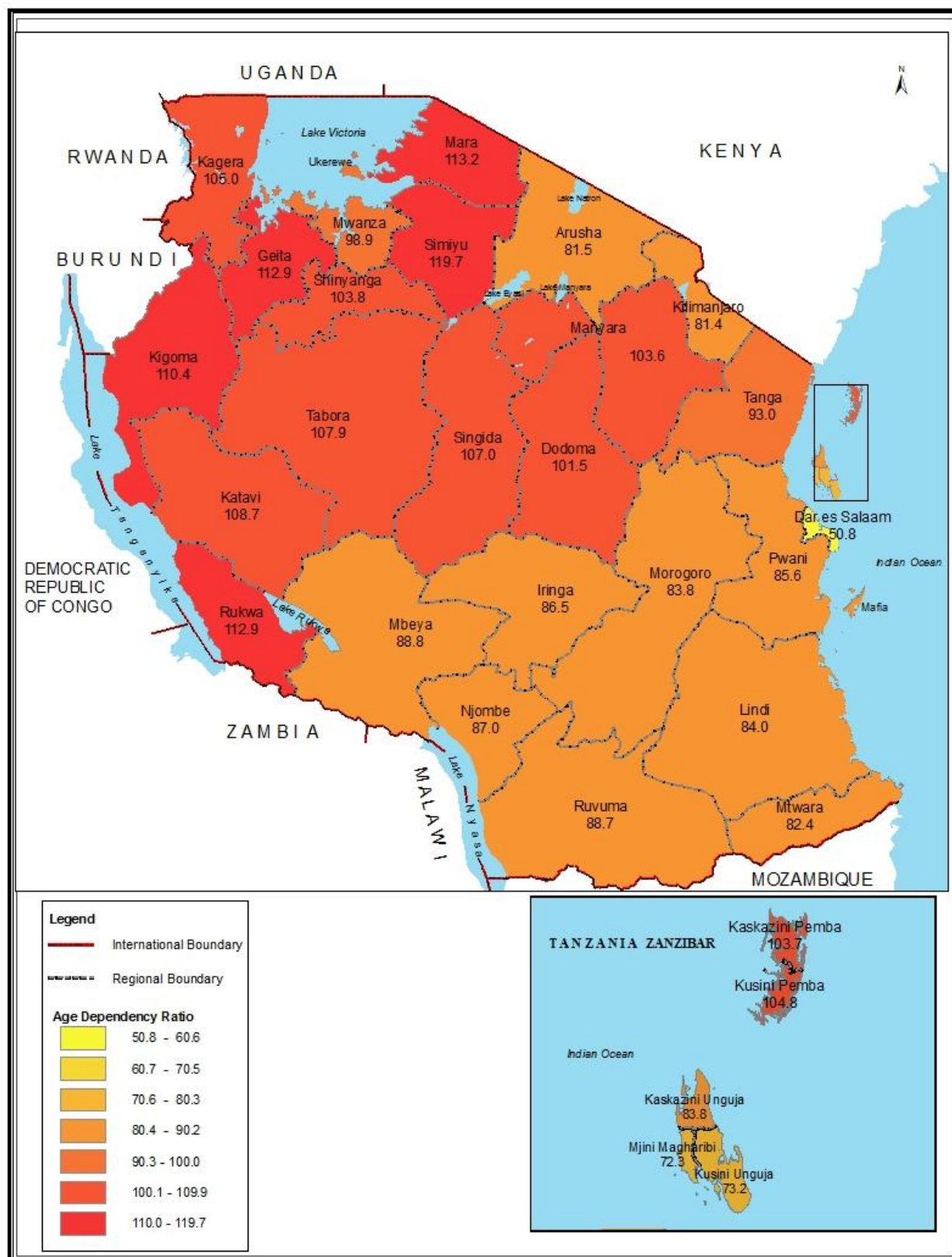


The 2012 PHC shows regional variations in age-dependency ratios. Figure 3.17 and Map 7 show that the highest age dependency ratio was recorded in Simiyu (119.7), followed by Mara (113.2), Geita and Rukwa (112.9 each) and the lowest was in Dar es Salaam (50.8). Age-dependency ratio was higher than 100 in 14 regions and higher than the national age dependency ratio (92) in 16 regions.

Figure 3. 17: Age-Dependency Ratio by Region, Tanzania 2012 Census



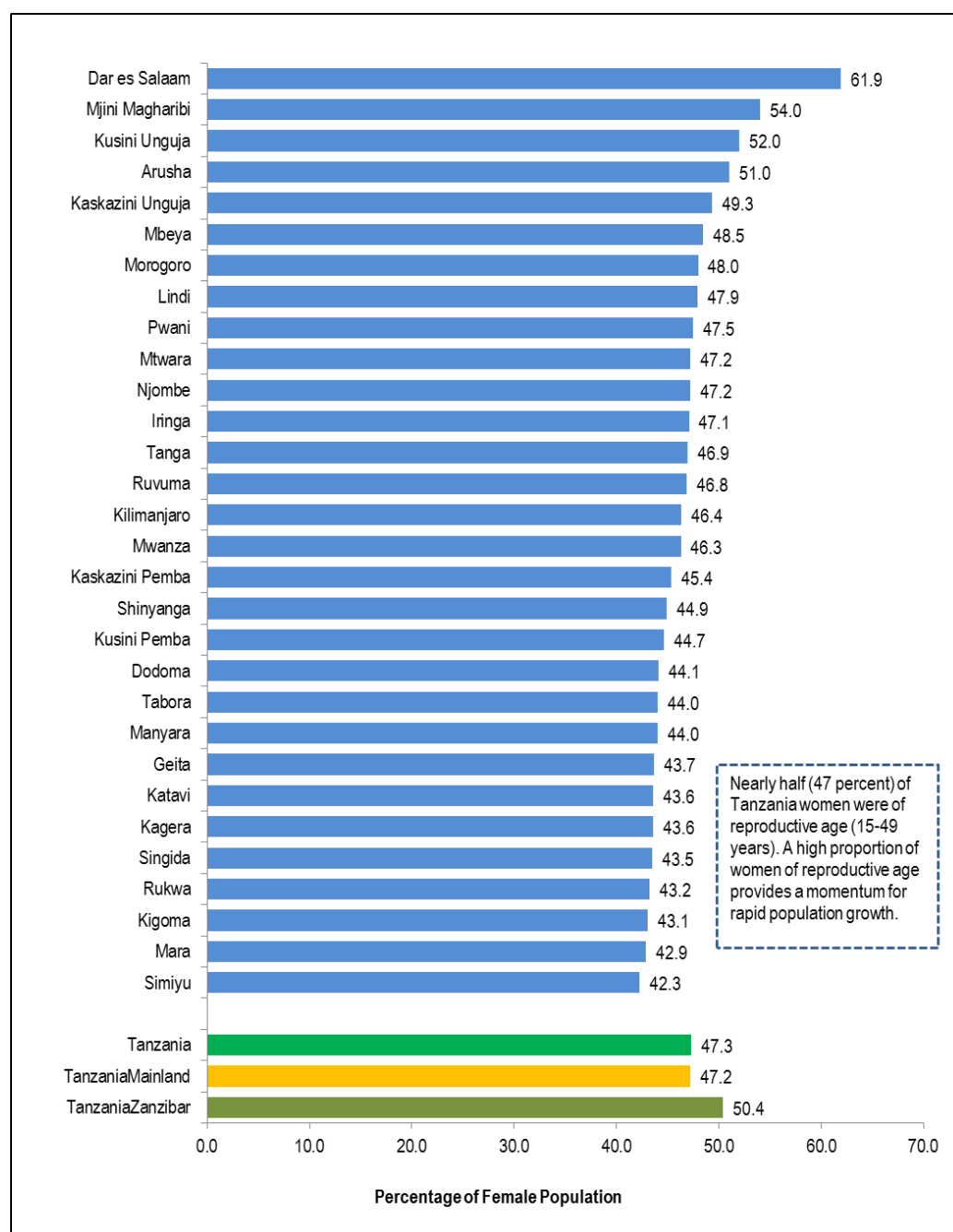
Map 7: Age-Dependency Ratio by Region, Tanzania 2012 Census



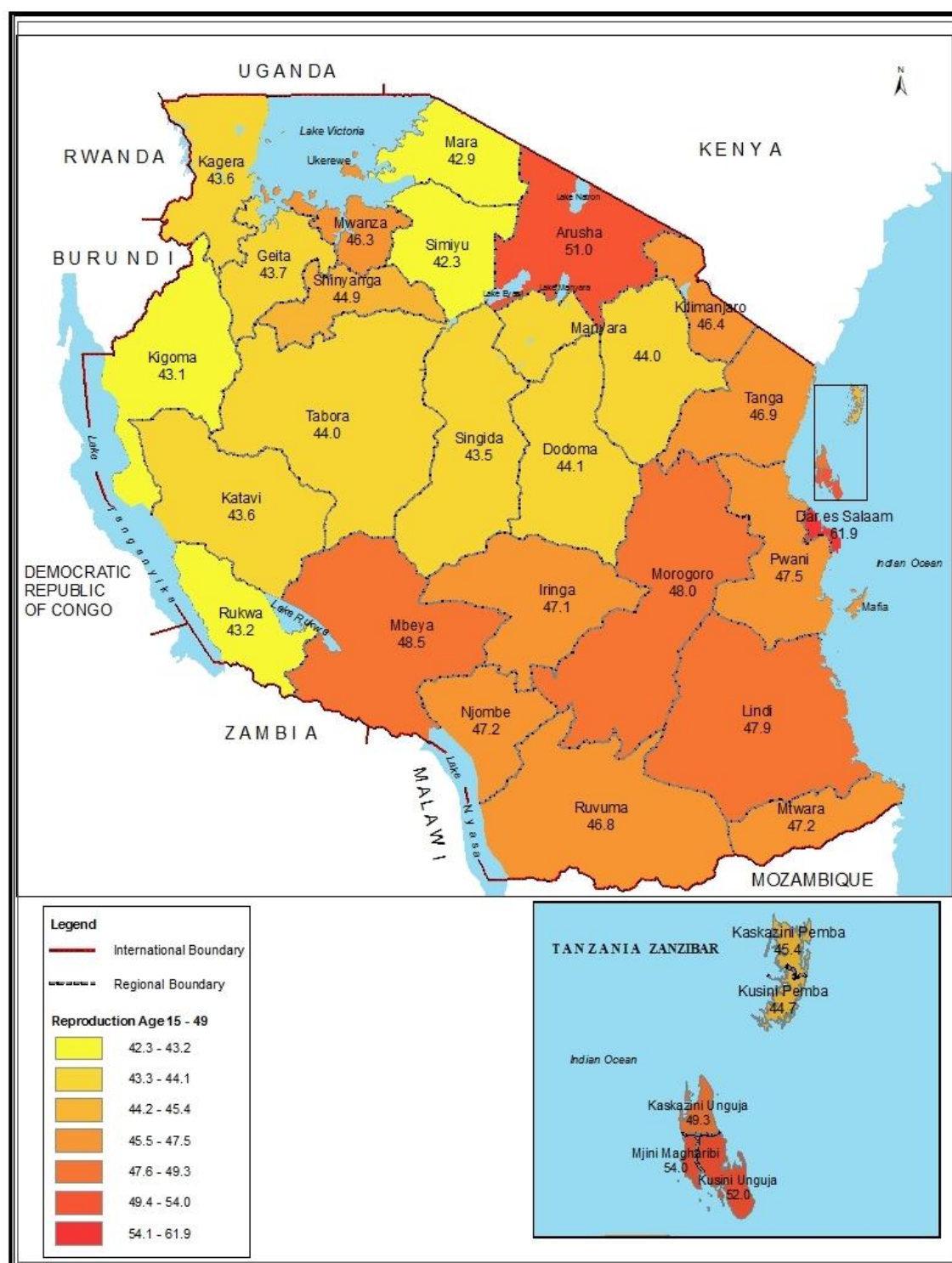
3.6 Women of Reproductive Age (15-49 Years)

Women aged 15-49 form a special group of the population due to its role in reproduction. According to Figure 3.18 this group, which comprises 10,905,117 women, accounts for 47.3 percent of the total female population in Tanzania. The corresponding proportion for Tanzania Mainland was 47.2 percent and Tanzania Zanzibar was 50.4 percent. In the regions (Map 8), the highest proportions were recorded in Dar es Salaam (61.9 percent), followed by Mjini Magharibi (54.0 percent), and the lowest was in Simiyu (42.3 percent).

Figure 3. 18: Women of Reproductive Age (15-49 Years) as Percentage of all Females by Region; Tanzania 2012 Census



Map 8: Women of Reproductive Age (15-49 Years) as Percentage of all Females by Region; Tanzania 2012 Census



3.7 Population Age Distribution by Rural and Urban Areas

Table 3.4 presents the distribution of population by rural-urban and five-year age groups. The proportion of young population (below age 15) in rural areas (47.1 percent) is higher than that of urban areas (36.3 percent). On the other hand, the proportion of youth population (15-24 years) in urban areas (22.9 percent) is higher than in rural areas (17.4 percent). The same pattern was observed for Tanzania Mainland (see Table 3.5) and Tanzania Zanzibar (see Table 3.6).

Table 3.4: Population Distribution by Five-Year Age Groups and Area – Tanzania, 2012 Census

| Age Group | Total | | Rural | | Urban | |
|--------------|-------------------|--------------|-------------------|--------------|-------------------|--------------|
| | Number | Percentage | Number | Percentage | Number | Percentage |
| Total | 44,928,923 | 100.0 | 31,623,919 | 100.0 | 13,305,004 | 100.0 |
| 0 - 4 | 7,273,832 | 16.2 | 5,509,540 | 17.4 | 1,764,292 | 13.3 |
| 5 - 9 | 6,659,037 | 14.8 | 5,084,225 | 16.1 | 1,574,812 | 11.8 |
| 10 - 14 | 5,792,587 | 12.9 | 4,301,929 | 13.6 | 1,490,658 | 11.2 |
| 15 - 19 | 4,608,836 | 10.3 | 3,067,193 | 9.7 | 1,541,643 | 11.6 |
| 20 - 24 | 3,954,039 | 8.8 | 2,447,833 | 7.7 | 1,506,206 | 11.3 |
| 25 - 29 | 3,392,494 | 7.6 | 2,089,548 | 6.6 | 1,302,946 | 9.8 |
| 30 - 34 | 2,909,678 | 6.5 | 1,827,646 | 5.8 | 1,082,032 | 8.1 |
| 35 - 39 | 2,440,952 | 5.4 | 1,591,593 | 5.0 | 849,359 | 6.4 |
| 40 - 44 | 1,899,114 | 4.2 | 1,284,196 | 4.1 | 614,918 | 4.6 |
| 45 - 49 | 1,505,919 | 3.4 | 1,039,836 | 3.3 | 466,083 | 3.5 |
| 50 - 54 | 1,211,027 | 2.7 | 867,156 | 2.7 | 343,871 | 2.6 |
| 55 - 59 | 773,840 | 1.7 | 555,054 | 1.8 | 218,786 | 1.6 |
| 60 - 64 | 770,717 | 1.7 | 577,289 | 1.8 | 193,428 | 1.5 |
| 65 - 69 | 492,836 | 1.1 | 381,087 | 1.2 | 111,749 | 0.8 |
| 70 - 74 | 477,830 | 1.1 | 379,284 | 1.2 | 98,546 | 0.7 |
| 75 - 79 | 292,132 | 0.7 | 234,970 | 0.7 | 57,162 | 0.4 |
| 80+ | 474,053 | 1.1 | 385,540 | 1.2 | 88,513 | 0.7 |

Table 3.5: Population Distribution by Five-Year Age Groups and Area – Tanzania Mainland, 2012 Census

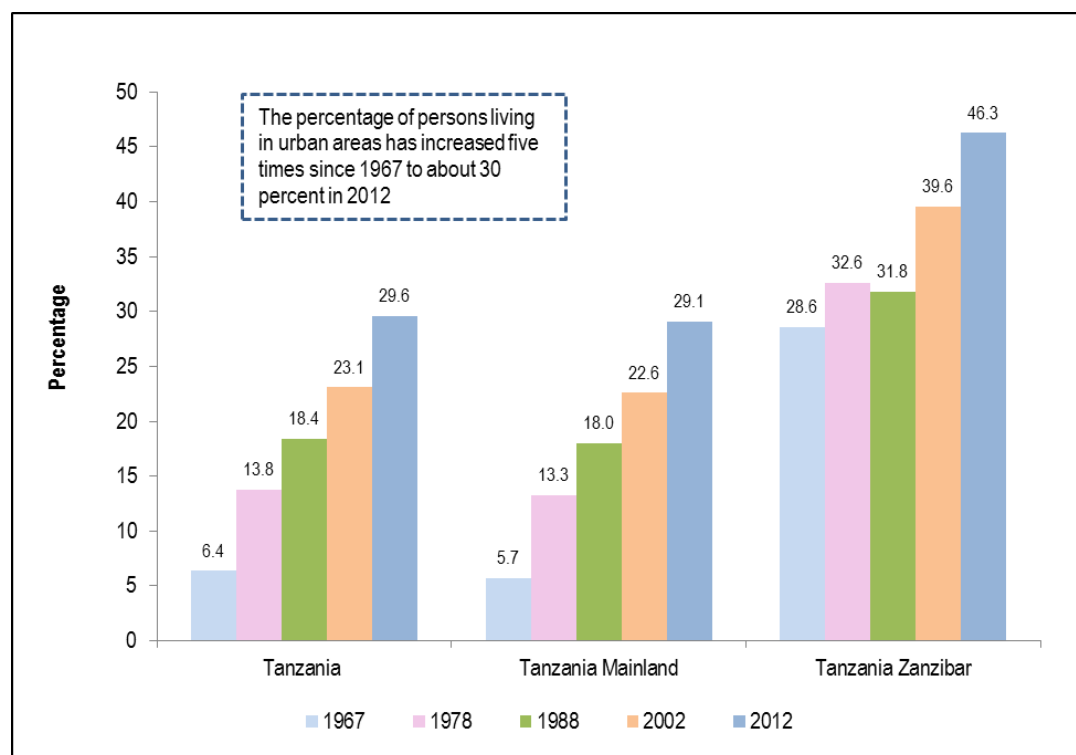
| Age Group | Total | | Rural | | Urban | |
|--------------|-------------------|--------------|-------------------|--------------|-------------------|--------------|
| | Number | Percentage | Number | Percentage | Number | Percentage |
| Total | 43,625,354 | 100.0 | 30,924,116 | 100.0 | 12,701,238 | 100.0 |
| 0 - 4 | 7,069,895 | 16.2 | 5,392,159 | 17.4 | 1,677,736 | 13.2 |
| 5 - 9 | 6,475,364 | 14.8 | 4,979,659 | 16.1 | 1,495,705 | 11.8 |
| 10 - 14 | 5,625,848 | 12.9 | 4,210,158 | 13.6 | 1,415,690 | 11.1 |
| 15 - 19 | 4,466,674 | 10.2 | 2,991,709 | 9.7 | 1,474,965 | 11.6 |
| 20 - 24 | 3,831,098 | 8.8 | 2,388,099 | 7.7 | 1,442,999 | 11.4 |
| 25 - 29 | 3,292,866 | 7.5 | 2,041,241 | 6.6 | 1,251,625 | 9.9 |
| 30 - 34 | 2,827,482 | 6.5 | 1,787,650 | 5.8 | 1,039,832 | 8.2 |
| 35 - 39 | 2,369,100 | 5.4 | 1,555,790 | 5.0 | 813,310 | 6.4 |
| 40 - 44 | 1,840,336 | 4.2 | 1,254,331 | 4.1 | 586,005 | 4.6 |
| 45 - 49 | 1,453,465 | 3.3 | 1,011,926 | 3.3 | 441,539 | 3.5 |
| 50 - 54 | 1,172,559 | 2.7 | 845,834 | 2.7 | 326,725 | 2.6 |
| 55 - 59 | 751,410 | 1.7 | 542,847 | 1.8 | 208,563 | 1.6 |
| 60 - 64 | 749,132 | 1.7 | 564,826 | 1.8 | 184,306 | 1.5 |
| 65 - 69 | 481,271 | 1.1 | 374,198 | 1.2 | 107,073 | 0.8 |
| 70 - 74 | 466,077 | 1.1 | 371,855 | 1.2 | 94,222 | 0.7 |
| 75 - 79 | 287,096 | 0.7 | 231,772 | 0.7 | 55,324 | 0.4 |
| 80+ | 465,681 | 1.1 | 380,062 | 1.2 | 85,619 | 0.7 |

Table 3.6: Population Distribution by Five-Year Age Groups and Area – Tanzania Zanzibar, 2012 Census

| Age Group | Total | | Rural | | Urban | |
|--------------|------------------|--------------|----------------|--------------|----------------|--------------|
| | Number | Percentage | Number | Percentage | Number | Percentage |
| Total | 1,303,569 | 100.0 | 699,803 | 100.0 | 603,766 | 100.0 |
| 0 - 4 | 203,937 | 15.6 | 117,381 | 16.8 | 86,556 | 14.3 |
| 5 - 9 | 183,673 | 14.1 | 104,566 | 14.9 | 79,107 | 13.1 |
| 10 - 14 | 166,739 | 12.8 | 91,771 | 13.1 | 74,968 | 12.4 |
| 15 - 19 | 142,162 | 10.9 | 75,484 | 10.8 | 66,678 | 11.0 |
| 20 - 24 | 122,941 | 9.4 | 59,734 | 8.5 | 63,207 | 10.5 |
| 25 - 29 | 99,628 | 7.6 | 48,307 | 6.9 | 51,321 | 8.5 |
| 30 - 34 | 82,196 | 6.3 | 39,996 | 5.7 | 42,200 | 7.0 |
| 35 - 39 | 71,852 | 5.5 | 35,803 | 5.1 | 36,049 | 6.0 |
| 40 - 44 | 58,778 | 4.5 | 29,865 | 4.3 | 28,913 | 4.8 |
| 45 - 49 | 52,454 | 4.0 | 27,910 | 4.0 | 24,544 | 4.1 |
| 50 - 54 | 38,468 | 3.0 | 21,322 | 3.0 | 17,146 | 2.8 |
| 55 - 59 | 22,430 | 1.7 | 12,207 | 1.7 | 10,223 | 1.7 |
| 60 - 64 | 21,585 | 1.7 | 12,463 | 1.8 | 9,122 | 1.5 |
| 65 - 69 | 11,565 | 0.9 | 6,889 | 1.0 | 4,676 | 0.8 |
| 70 - 74 | 11,753 | 0.9 | 7,429 | 1.1 | 4,324 | 0.7 |
| 75 - 79 | 5,036 | 0.4 | 3,198 | 0.5 | 1,838 | 0.3 |
| 80+ | 8,372 | 0.6 | 5,478 | 0.8 | 2,894 | 0.5 |

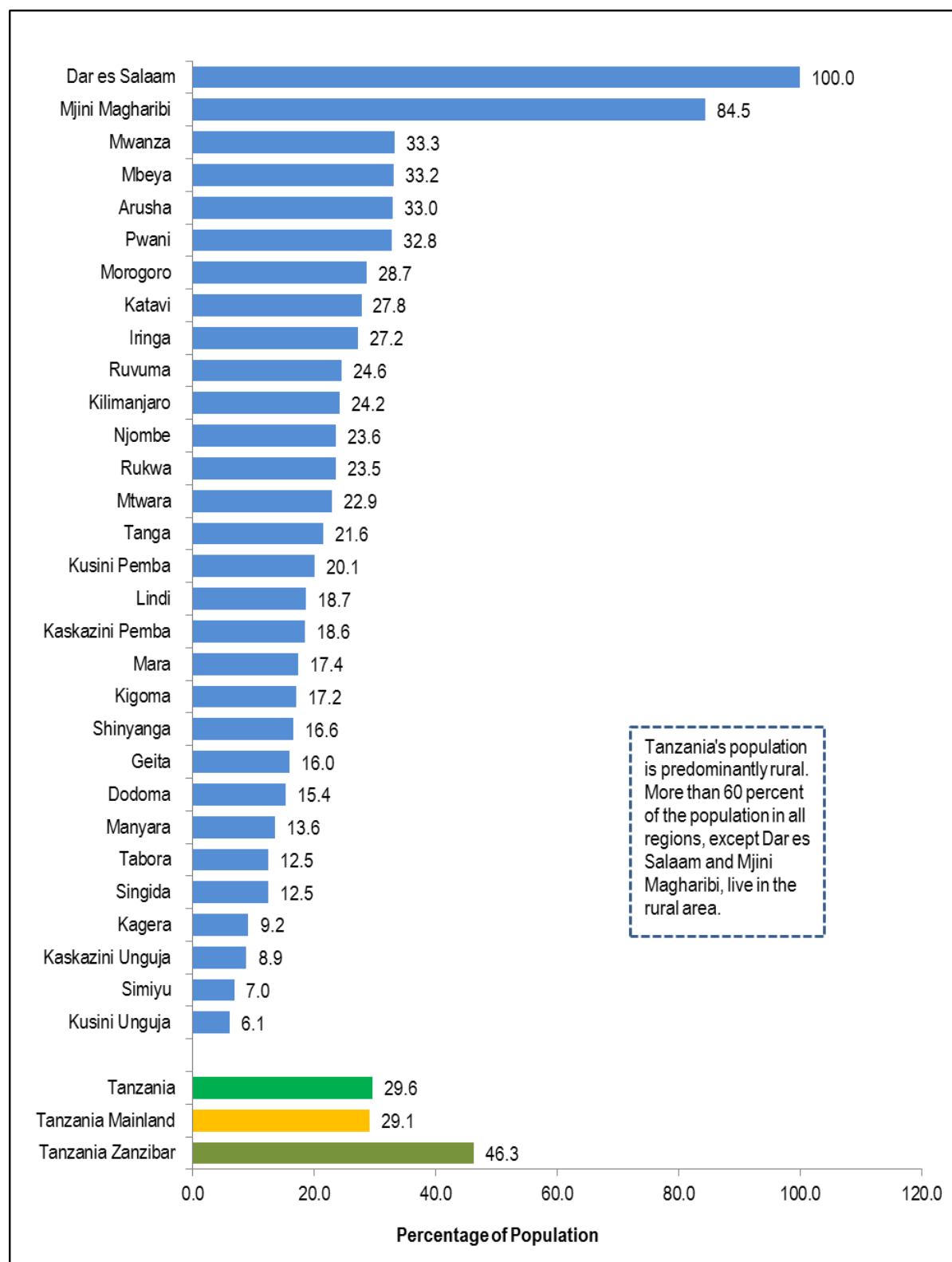
Figure 3.19 gives percentages of population found in urban areas during the 1967, 1978, 1988, 2002 and 2012 censuses. Percentage of the total population in urban areas has increased about five times, from 6.4 percent in 1967 Census to 29.6 percent in 2012 Census. Tanzania Zanzibar recorded a higher proportion of persons living in urban areas (46.3 percent) compared to Tanzania Mainland (29.1 percent).

Figure 3.19: Persons Living in Urban Areas as a Percentage of Total Population; Tanzania 1967, 1978, 1988, 2002 and 2012 Censuses

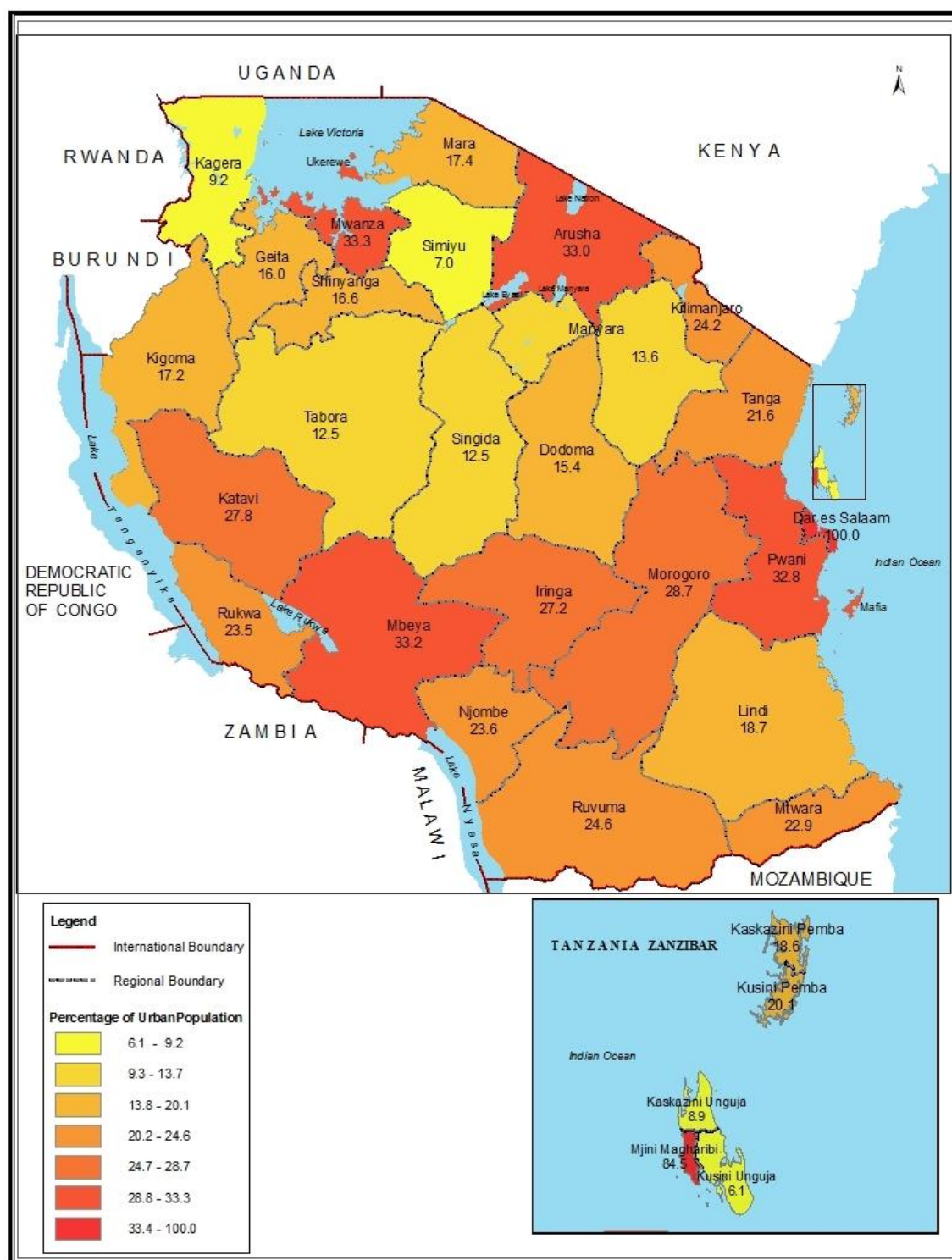


As far as regional variation is concerned (Figure 3.20 and Map 9), Dar es Salaam and Mjini Magharibi had higher proportions of persons residing in urban areas (100.0 percent and 84.5 percent respectively). The lowest proportions were recorded in Kusini Unguja (6.1 percent) and Simiyu (7.0 percent).

Figure 3.20: Percentage of Population Living in Urban Areas by Region; 2012 Census



Map 9: Percentage of Population Living in Urban Areas by Region; Tanzania 2012 Census



3.8 Concluding Remarks

The 2012 PHC results revealed that Tanzania population is characterized by a young age structure; 43.9 percent of the total population was aged below 15 years, which reflects a high fertility regime in the recent past. The youthful population age structure implies that population will continue to grow rapidly for many years even after fertility has fallen. This could exert pressure on the available resources, and adversely affect the country's socio-economic development efforts.

The growing urban population in Tanzania is largely a result of rural-urban migration as well as reclassification of new urban areas. Although urbanization has its own advantages, unprecedented migration of people from rural to urban areas increases the burden on already overburdened public services and physical infrastructure in urban areas.

Chapter Four

2012 Population and Housing Census' Statistical Tables

The chapter presents population distribution by age (in single years and five years age groups) and sex for Tanzania, Tanzania Mainland and Tanzania Zanzibar by rural-urban. The same tables are presented for regional and district or councils.

Table 1: Tanzania: Total Population by Age in Single Years, Five Year Age Groups, Sex and Rural-Urban

| Age | Total | | | Rural | | | Urban | | |
|----------------|-------------------|-------------------|-------------------|-------------------|-------------------|-------------------|-------------------|------------------|------------------|
| | Both Sexes | Male | Female | Both Sexes | Male | Female | Both Sexes | Male | Female |
| Total | 44,928,923 | 21,869,990 | 23,058,933 | 31,623,919 | 15,462,594 | 16,161,325 | 13,305,004 | 6,407,396 | 6,897,608 |
| 0 | 1,499,389 | 747,826 | 751,563 | 1,101,791 | 549,214 | 552,577 | 397,598 | 198,612 | 198,986 |
| 1 | 1,349,091 | 677,659 | 671,432 | 1,018,156 | 511,191 | 506,965 | 330,935 | 166,468 | 164,467 |
| 2 | 1,477,998 | 740,027 | 737,971 | 1,128,561 | 564,640 | 563,921 | 349,437 | 175,387 | 174,050 |
| 3 | 1,456,609 | 727,956 | 728,653 | 1,116,602 | 558,450 | 558,152 | 340,007 | 169,506 | 170,501 |
| 4 | 1,490,745 | 744,514 | 746,231 | 1,144,430 | 571,317 | 573,113 | 346,315 | 173,197 | 173,118 |
| 0 - 4 | 7,273,832 | 3,637,982 | 3,635,850 | 5,509,540 | 2,754,812 | 2,754,728 | 1,764,292 | 883,170 | 881,122 |
| 5 | 1,412,917 | 715,423 | 697,494 | 1,080,312 | 548,598 | 531,714 | 332,605 | 166,825 | 165,780 |
| 6 | 1,420,161 | 710,738 | 709,423 | 1,090,051 | 547,924 | 542,127 | 330,110 | 162,814 | 167,296 |
| 7 | 1,394,553 | 703,413 | 691,140 | 1,063,788 | 538,735 | 525,053 | 330,765 | 164,678 | 166,087 |
| 8 | 1,279,389 | 631,724 | 647,665 | 980,772 | 486,427 | 494,345 | 298,617 | 145,297 | 153,320 |
| 9 | 1,152,017 | 572,537 | 579,480 | 869,302 | 434,990 | 434,312 | 282,715 | 137,547 | 145,168 |
| 5 - 9 | 6,659,037 | 3,333,835 | 3,325,202 | 5,084,225 | 2,556,674 | 2,527,551 | 1,574,812 | 777,161 | 797,651 |
| 10 | 1,340,272 | 671,677 | 668,595 | 1,025,544 | 518,148 | 507,396 | 314,728 | 153,529 | 161,199 |
| 11 | 951,527 | 468,827 | 482,700 | 703,521 | 349,535 | 353,986 | 248,006 | 119,292 | 128,714 |
| 12 | 1,443,723 | 729,658 | 714,065 | 1,079,281 | 551,556 | 527,725 | 364,442 | 178,102 | 186,340 |
| 13 | 1,022,836 | 510,072 | 512,764 | 745,751 | 378,258 | 367,493 | 277,085 | 131,814 | 145,271 |
| 14 | 1,034,229 | 512,349 | 521,880 | 747,832 | 380,459 | 367,373 | 286,397 | 131,890 | 154,507 |
| 10 - 14 | 5,792,587 | 2,892,583 | 2,900,004 | 4,301,929 | 2,177,956 | 2,123,973 | 1,490,658 | 714,627 | 776,031 |
| 15 | 971,715 | 490,605 | 481,110 | 688,401 | 361,630 | 326,771 | 283,314 | 128,975 | 154,339 |
| 16 | 935,097 | 456,636 | 478,461 | 633,051 | 324,292 | 308,759 | 302,046 | 132,344 | 169,702 |
| 17 | 872,258 | 428,994 | 443,264 | 564,629 | 291,595 | 273,034 | 307,629 | 137,399 | 170,230 |
| 18 | 1,057,962 | 508,013 | 549,949 | 699,895 | 345,929 | 353,966 | 358,067 | 162,084 | 195,983 |
| 19 | 771,804 | 354,728 | 417,076 | 481,217 | 226,882 | 254,335 | 290,587 | 127,846 | 162,741 |
| 15 - 19 | 4,608,836 | 2,238,976 | 2,369,860 | 3,067,193 | 1,550,328 | 1,516,865 | 1,541,643 | 688,648 | 852,995 |
| 20 | 1,132,789 | 503,662 | 629,127 | 740,562 | 331,774 | 408,788 | 392,227 | 171,888 | 220,339 |
| 21 | 626,232 | 291,808 | 334,424 | 380,307 | 180,099 | 200,208 | 245,925 | 111,709 | 134,216 |
| 22 | 906,661 | 412,829 | 493,832 | 560,615 | 257,340 | 303,275 | 346,046 | 155,489 | 190,557 |
| 23 | 616,156 | 279,731 | 336,425 | 362,895 | 166,886 | 196,009 | 253,261 | 112,845 | 140,416 |
| 24 | 672,201 | 305,023 | 367,178 | 403,454 | 183,808 | 219,646 | 268,747 | 121,215 | 147,532 |
| 20 - 24 | 3,954,039 | 1,793,053 | 2,160,986 | 2,447,833 | 1,119,907 | 1,327,926 | 1,506,206 | 673,146 | 833,060 |
| 25 | 867,056 | 396,759 | 470,297 | 554,354 | 251,353 | 303,001 | 312,702 | 145,406 | 167,296 |
| 26 | 636,807 | 290,917 | 345,890 | 382,377 | 174,834 | 207,543 | 254,430 | 116,083 | 138,347 |
| 27 | 578,343 | 269,358 | 308,985 | 345,619 | 161,027 | 184,592 | 232,724 | 108,331 | 124,393 |
| 28 | 820,913 | 371,512 | 449,401 | 511,480 | 227,252 | 284,228 | 309,433 | 144,260 | 165,173 |
| 29 | 489,375 | 220,216 | 269,159 | 295,718 | 131,581 | 164,137 | 193,657 | 88,635 | 105,022 |
| 25 - 29 | 3,392,494 | 1,548,762 | 1,843,732 | 2,089,548 | 946,047 | 1,143,501 | 1,302,946 | 602,715 | 700,231 |
| 30 | 1,051,906 | 481,986 | 569,920 | 693,080 | 309,656 | 383,424 | 358,826 | 172,330 | 186,496 |
| 31 | 347,690 | 167,540 | 180,150 | 212,326 | 101,682 | 110,644 | 135,364 | 65,858 | 69,506 |
| 32 | 697,082 | 335,123 | 361,959 | 430,144 | 204,259 | 225,885 | 266,938 | 130,864 | 136,074 |
| 33 | 410,185 | 199,424 | 210,761 | 245,958 | 118,910 | 127,048 | 164,227 | 80,514 | 83,713 |
| 34 | 402,815 | 195,995 | 206,820 | 246,138 | 118,596 | 127,542 | 156,677 | 77,399 | 79,278 |
| 30 - 34 | 2,909,678 | 1,380,068 | 1,529,610 | 1,827,646 | 853,103 | 974,543 | 1,082,032 | 526,965 | 555,067 |
| 35 | 722,574 | 353,257 | 369,317 | 477,842 | 227,564 | 250,278 | 244,732 | 125,693 | 119,039 |
| 36 | 434,748 | 209,665 | 225,083 | 276,124 | 131,194 | 144,930 | 158,624 | 78,471 | 80,153 |
| 37 | 400,532 | 197,442 | 203,090 | 251,146 | 121,890 | 129,256 | 149,386 | 75,552 | 73,834 |
| 38 | 554,666 | 264,533 | 290,133 | 374,294 | 174,690 | 199,604 | 180,372 | 89,843 | 90,529 |
| 39 | 328,432 | 157,754 | 170,678 | 212,187 | 100,048 | 112,139 | 116,245 | 57,706 | 58,539 |
| 35 - 39 | 2,440,952 | 1,182,651 | 1,258,301 | 1,591,593 | 755,386 | 836,207 | 849,359 | 427,265 | 422,094 |

Table 1: Tanzania: Total Population by Age in Single Years, Five Year Age Groups, Sex and Rural-Urban

| Age | Total | | | Rural | | | Urban | | |
|----------------|------------------|----------------|----------------|------------------|----------------|----------------|----------------|----------------|----------------|
| | Both Sexes | Male | Female | Both Sexes | Male | Female | Both Sexes | Male | Female |
| 40 | 766,752 | 369,816 | 396,936 | 537,812 | 250,702 | 287,110 | 228,940 | 119,114 | 109,826 |
| 41 | 202,851 | 102,527 | 100,324 | 133,258 | 66,147 | 67,111 | 69,593 | 36,380 | 33,213 |
| 42 | 438,074 | 225,208 | 212,866 | 291,042 | 146,949 | 144,093 | 147,032 | 78,259 | 68,773 |
| 43 | 239,314 | 118,163 | 121,151 | 154,973 | 75,463 | 79,510 | 84,341 | 42,700 | 41,641 |
| 44 | 252,123 | 128,319 | 123,804 | 167,111 | 84,219 | 82,892 | 85,012 | 44,100 | 40,912 |
| 40 - 44 | 1,899,114 | 944,033 | 955,081 | 1,284,196 | 623,480 | 660,716 | 614,918 | 320,553 | 294,365 |
| 45 | 457,506 | 227,913 | 229,593 | 323,853 | 157,238 | 166,615 | 133,653 | 70,675 | 62,978 |
| 46 | 241,634 | 122,115 | 119,519 | 165,978 | 82,876 | 83,102 | 75,656 | 39,239 | 36,417 |
| 47 | 209,165 | 106,614 | 102,551 | 139,873 | 70,799 | 69,074 | 69,292 | 35,815 | 33,477 |
| 48 | 331,325 | 163,412 | 167,913 | 233,630 | 113,809 | 119,821 | 97,695 | 49,603 | 48,092 |
| 49 | 266,289 | 98,318 | 167,971 | 176,502 | 66,980 | 109,522 | 89,787 | 31,338 | 58,449 |
| 45 - 49 | 1,505,919 | 718,372 | 787,547 | 1,039,836 | 491,702 | 548,134 | 466,083 | 226,670 | 239,413 |
| 50 | 482,426 | 223,311 | 259,115 | 359,707 | 161,995 | 197,712 | 122,719 | 61,316 | 61,403 |
| 51 | 165,846 | 88,763 | 77,083 | 118,001 | 62,407 | 55,594 | 47,845 | 26,356 | 21,489 |
| 52 | 253,243 | 133,050 | 120,193 | 178,014 | 91,666 | 86,348 | 75,229 | 41,384 | 33,845 |
| 53 | 138,530 | 71,455 | 67,075 | 94,140 | 47,877 | 46,263 | 44,390 | 23,578 | 20,812 |
| 54 | 170,982 | 90,782 | 80,200 | 117,294 | 61,317 | 55,977 | 53,688 | 29,465 | 24,223 |
| 50 - 54 | 1,211,027 | 607,361 | 603,666 | 867,156 | 425,262 | 441,894 | 343,871 | 182,099 | 161,772 |
| 55 | 230,321 | 113,289 | 117,032 | 169,288 | 81,282 | 88,006 | 61,033 | 32,007 | 29,026 |
| 56 | 154,875 | 79,627 | 75,248 | 109,587 | 55,103 | 54,484 | 45,288 | 24,524 | 20,764 |
| 57 | 115,517 | 60,459 | 55,058 | 80,740 | 41,460 | 39,280 | 34,777 | 18,999 | 15,778 |
| 58 | 181,609 | 91,374 | 90,235 | 131,656 | 64,933 | 66,723 | 49,953 | 26,441 | 23,512 |
| 59 | 91,518 | 47,355 | 44,163 | 63,783 | 32,521 | 31,262 | 27,735 | 14,834 | 12,901 |
| 55 - 59 | 773,840 | 392,104 | 381,736 | 555,054 | 275,299 | 279,755 | 218,786 | 116,805 | 101,981 |
| 60 | 367,400 | 166,790 | 200,610 | 282,799 | 126,377 | 156,422 | 84,601 | 40,413 | 44,188 |
| 61 | 77,034 | 40,562 | 36,472 | 56,475 | 29,312 | 27,163 | 20,559 | 11,250 | 9,309 |
| 62 | 147,243 | 76,683 | 70,560 | 107,886 | 54,872 | 53,014 | 39,357 | 21,811 | 17,546 |
| 63 | 90,905 | 47,899 | 43,006 | 66,287 | 34,246 | 32,041 | 24,618 | 13,653 | 10,965 |
| 64 | 88,135 | 48,289 | 39,846 | 63,842 | 34,420 | 29,422 | 24,293 | 13,869 | 10,424 |
| 60 - 64 | 770,717 | 380,223 | 390,494 | 577,289 | 279,227 | 298,062 | 193,428 | 100,996 | 92,432 |
| 65 | 187,503 | 86,858 | 100,645 | 145,731 | 66,338 | 79,393 | 41,772 | 20,520 | 21,252 |
| 66 | 64,253 | 33,830 | 30,423 | 48,260 | 25,074 | 23,186 | 15,993 | 8,756 | 7,237 |
| 67 | 87,142 | 45,855 | 41,287 | 65,839 | 34,389 | 31,450 | 21,303 | 11,466 | 9,837 |
| 68 | 105,340 | 48,323 | 57,017 | 84,009 | 37,849 | 46,160 | 21,331 | 10,474 | 10,857 |
| 69 | 48,598 | 24,106 | 24,492 | 37,248 | 18,164 | 19,084 | 11,350 | 5,942 | 5,408 |
| 65 - 69 | 492,836 | 238,972 | 253,864 | 381,087 | 181,814 | 199,273 | 111,749 | 57,158 | 54,591 |
| 70 | 265,616 | 117,189 | 148,427 | 213,449 | 94,839 | 118,610 | 52,167 | 22,350 | 29,817 |
| 71 | 36,190 | 18,802 | 17,388 | 28,407 | 14,712 | 13,695 | 7,783 | 4,090 | 3,693 |
| 72 | 89,890 | 44,724 | 45,166 | 70,738 | 35,068 | 35,670 | 19,152 | 9,656 | 9,496 |
| 73 | 44,029 | 23,427 | 20,602 | 33,892 | 18,011 | 15,881 | 10,137 | 5,416 | 4,721 |
| 74 | 42,105 | 22,342 | 19,763 | 32,798 | 17,436 | 15,362 | 9,307 | 4,906 | 4,401 |
| 70 - 74 | 477,830 | 226,484 | 251,346 | 379,284 | 180,066 | 199,218 | 98,546 | 46,418 | 52,128 |
| 75 | 111,049 | 51,407 | 59,642 | 89,557 | 41,629 | 47,928 | 21,492 | 9,778 | 11,714 |
| 76 | 49,979 | 26,096 | 23,883 | 39,713 | 20,832 | 18,881 | 10,266 | 5,264 | 5,002 |
| 77 | 33,810 | 18,895 | 14,915 | 26,324 | 14,887 | 11,437 | 7,486 | 4,008 | 3,478 |
| 78 | 63,782 | 30,511 | 33,271 | 52,541 | 25,463 | 27,078 | 11,241 | 5,048 | 6,193 |
| 79 | 33,512 | 17,734 | 15,778 | 26,835 | 14,320 | 12,515 | 6,677 | 3,414 | 3,263 |
| 75 - 79 | 292,132 | 144,643 | 147,489 | 234,970 | 117,131 | 117,839 | 57,162 | 27,512 | 29,650 |
| 80+ | 474,053 | 209,888 | 264,165 | 385,540 | 174,400 | 211,140 | 88,513 | 35,488 | 53,025 |

Table 2: Tanzania Mainland: Total Population by Age in Single Years, Five Year Age Groups, Sex and Rural-Urban

| Age | Total | | | Rural | | | Urban | | |
|----------------|-------------------|-------------------|-------------------|-------------------|-------------------|-------------------|-------------------|------------------|------------------|
| | Both Sexes | Male | Female | Both Sexes | Male | Female | Both Sexes | Male | Female |
| Total | 43,625,354 | 21,239,313 | 22,386,041 | 30,924,116 | 15,119,036 | 15,805,080 | 12,701,238 | 6,120,277 | 6,580,961 |
| 0 | 1,457,151 | 726,536 | 730,615 | 1,077,979 | 537,058 | 540,921 | 379,172 | 189,478 | 189,694 |
| 1 | 1,313,079 | 659,446 | 653,633 | 997,475 | 500,788 | 496,687 | 315,604 | 158,658 | 156,946 |
| 2 | 1,437,601 | 719,776 | 717,825 | 1,104,809 | 552,639 | 552,170 | 332,792 | 167,137 | 165,655 |
| 3 | 1,414,134 | 706,745 | 707,389 | 1,091,720 | 546,059 | 545,661 | 322,414 | 160,686 | 161,728 |
| 4 | 1,447,930 | 723,170 | 724,760 | 1,120,176 | 559,153 | 561,023 | 327,754 | 164,017 | 163,737 |
| 0 - 4 | 7,069,895 | 3,535,673 | 3,534,222 | 5,392,159 | 2,695,697 | 2,696,462 | 1,677,736 | 839,976 | 837,760 |
| 5 | 1,373,580 | 695,408 | 678,172 | 1,057,603 | 536,865 | 520,738 | 315,977 | 158,543 | 157,434 |
| 6 | 1,381,945 | 691,698 | 690,247 | 1,068,343 | 536,920 | 531,423 | 313,602 | 154,778 | 158,824 |
| 7 | 1,355,858 | 684,097 | 671,761 | 1,041,822 | 527,618 | 514,204 | 314,036 | 156,479 | 157,557 |
| 8 | 1,243,734 | 614,163 | 629,571 | 960,511 | 476,203 | 484,308 | 283,223 | 137,960 | 145,263 |
| 9 | 1,120,247 | 556,745 | 563,502 | 851,380 | 425,844 | 425,536 | 268,867 | 130,901 | 137,966 |
| 5 - 9 | 6,475,364 | 3,242,111 | 3,233,253 | 4,979,659 | 2,503,450 | 2,476,209 | 1,495,705 | 738,661 | 757,044 |
| 10 | 1,303,921 | 653,326 | 650,595 | 1,004,460 | 507,331 | 497,129 | 299,461 | 145,995 | 153,466 |
| 11 | 924,810 | 455,608 | 469,202 | 689,373 | 342,328 | 347,045 | 235,437 | 113,280 | 122,157 |
| 12 | 1,403,759 | 709,269 | 694,490 | 1,057,226 | 540,021 | 517,205 | 346,533 | 169,248 | 177,285 |
| 13 | 989,372 | 493,385 | 495,987 | 727,605 | 368,978 | 358,627 | 261,767 | 124,407 | 137,360 |
| 14 | 1,003,986 | 497,525 | 506,461 | 731,494 | 372,205 | 359,289 | 272,492 | 125,320 | 147,172 |
| 10 - 14 | 5,625,848 | 2,809,113 | 2,816,735 | 4,210,158 | 2,130,863 | 2,079,295 | 1,415,690 | 678,250 | 737,440 |
| 15 | 942,495 | 475,722 | 466,773 | 672,171 | 353,129 | 319,042 | 270,324 | 122,593 | 147,731 |
| 16 | 906,873 | 443,344 | 463,529 | 618,015 | 316,931 | 301,084 | 288,858 | 126,413 | 162,445 |
| 17 | 845,783 | 416,449 | 429,334 | 551,021 | 284,803 | 266,218 | 294,762 | 131,646 | 163,116 |
| 18 | 1,024,129 | 491,949 | 532,180 | 681,700 | 336,969 | 344,731 | 342,429 | 154,980 | 187,449 |
| 19 | 747,394 | 343,891 | 403,503 | 468,802 | 221,170 | 247,632 | 278,592 | 122,721 | 155,871 |
| 15 - 19 | 4,466,674 | 2,171,355 | 2,295,319 | 2,991,709 | 1,513,002 | 1,478,707 | 1,474,965 | 658,353 | 816,612 |
| 20 | 1,096,431 | 487,119 | 609,312 | 721,514 | 323,137 | 398,377 | 374,917 | 163,982 | 210,935 |
| 21 | 608,653 | 283,964 | 324,689 | 372,018 | 176,224 | 195,794 | 236,635 | 107,740 | 128,895 |
| 22 | 878,184 | 400,039 | 478,145 | 546,986 | 251,169 | 295,817 | 331,198 | 148,870 | 182,328 |
| 23 | 595,451 | 270,720 | 324,731 | 353,218 | 162,573 | 190,645 | 242,233 | 108,147 | 134,086 |
| 24 | 652,379 | 296,007 | 356,372 | 394,363 | 179,580 | 214,783 | 258,016 | 116,427 | 141,589 |
| 20 - 24 | 3,831,098 | 1,737,849 | 2,093,249 | 2,388,099 | 1,092,683 | 1,295,416 | 1,442,999 | 645,166 | 797,833 |
| 25 | 838,485 | 383,706 | 454,779 | 539,481 | 244,611 | 294,870 | 299,004 | 139,095 | 159,909 |
| 26 | 618,518 | 282,623 | 335,895 | 373,814 | 170,874 | 202,940 | 244,704 | 111,749 | 132,955 |
| 27 | 560,398 | 261,315 | 299,083 | 336,955 | 157,128 | 179,827 | 223,443 | 104,187 | 119,256 |
| 28 | 799,626 | 361,898 | 437,728 | 501,565 | 222,674 | 278,891 | 298,061 | 139,224 | 158,837 |
| 29 | 475,839 | 214,299 | 261,540 | 289,426 | 128,778 | 160,648 | 186,413 | 85,521 | 100,892 |
| 25 - 29 | 3,292,866 | 1,503,841 | 1,789,025 | 2,041,241 | 924,065 | 1,117,176 | 1,251,625 | 579,776 | 671,849 |
| 30 | 1,019,509 | 467,667 | 551,842 | 676,173 | 302,185 | 373,988 | 343,336 | 165,482 | 177,854 |
| 31 | 338,402 | 163,118 | 175,284 | 207,871 | 99,528 | 108,343 | 130,531 | 63,590 | 66,941 |
| 32 | 678,318 | 326,010 | 352,308 | 421,374 | 199,833 | 221,541 | 256,944 | 126,177 | 130,767 |
| 33 | 398,831 | 194,143 | 204,688 | 240,781 | 116,394 | 124,387 | 158,050 | 77,749 | 80,301 |
| 34 | 392,422 | 191,172 | 201,250 | 241,451 | 116,385 | 125,066 | 150,971 | 74,787 | 76,184 |
| 30 - 34 | 2,827,482 | 1,342,110 | 1,485,372 | 1,787,650 | 834,325 | 953,325 | 1,039,832 | 507,785 | 532,047 |
| 35 | 697,867 | 341,707 | 356,160 | 464,869 | 221,752 | 243,117 | 232,998 | 119,955 | 113,043 |
| 36 | 422,765 | 204,079 | 218,686 | 270,375 | 128,491 | 141,884 | 152,390 | 75,588 | 76,802 |
| 37 | 388,906 | 192,021 | 196,885 | 245,480 | 119,234 | 126,246 | 143,426 | 72,787 | 70,639 |
| 38 | 540,137 | 257,926 | 282,211 | 367,219 | 171,493 | 195,726 | 172,918 | 86,433 | 86,485 |
| 39 | 319,425 | 153,685 | 165,740 | 207,847 | 98,075 | 109,772 | 111,578 | 55,610 | 55,968 |
| 35 - 39 | 2,369,100 | 1,149,418 | 1,219,682 | 1,555,790 | 739,045 | 816,745 | 813,310 | 410,373 | 402,937 |

Table 2: Tanzania Mainland: Total Population by Age in Single Years, Five Year Age Groups, Sex and Rural-Urban

| Age | Total | | | Rural | | | Urban | | |
|----------------|------------------|----------------|----------------|------------------|----------------|----------------|----------------|----------------|----------------|
| | Both Sexes | Male | Female | Both Sexes | Male | Female | Both Sexes | Male | Female |
| 40 | 738,540 | 356,929 | 381,611 | 522,548 | 244,122 | 278,426 | 215,992 | 112,807 | 103,185 |
| 41 | 197,094 | 99,665 | 97,429 | 130,391 | 64,731 | 65,660 | 66,703 | 34,934 | 31,769 |
| 42 | 426,256 | 219,338 | 206,918 | 285,441 | 144,256 | 141,185 | 140,815 | 75,082 | 65,733 |
| 43 | 231,927 | 114,541 | 117,386 | 151,488 | 73,823 | 77,665 | 80,439 | 40,718 | 39,721 |
| 44 | 246,519 | 125,547 | 120,972 | 164,463 | 82,881 | 81,582 | 82,056 | 42,666 | 39,390 |
| 40 - 44 | 1,840,336 | 916,020 | 924,316 | 1,254,331 | 609,813 | 644,518 | 586,005 | 306,207 | 279,798 |
| 45 | 439,722 | 218,974 | 220,748 | 313,890 | 152,335 | 161,555 | 125,832 | 66,639 | 59,193 |
| 46 | 234,838 | 118,784 | 116,054 | 162,541 | 81,236 | 81,305 | 72,297 | 37,548 | 34,749 |
| 47 | 202,234 | 103,221 | 99,013 | 136,283 | 69,003 | 67,280 | 65,951 | 34,218 | 31,733 |
| 48 | 320,339 | 158,047 | 162,292 | 227,951 | 110,974 | 116,977 | 92,388 | 47,073 | 45,315 |
| 49 | 256,332 | 95,292 | 161,040 | 171,261 | 65,380 | 105,881 | 85,071 | 29,912 | 55,159 |
| 45 - 49 | 1,453,465 | 694,318 | 759,147 | 1,011,926 | 478,928 | 532,998 | 441,539 | 215,390 | 226,149 |
| 50 | 464,079 | 214,728 | 249,351 | 349,059 | 157,215 | 191,844 | 115,020 | 57,513 | 57,507 |
| 51 | 161,690 | 86,538 | 75,152 | 115,665 | 61,203 | 54,462 | 46,025 | 25,335 | 20,690 |
| 52 | 245,921 | 128,947 | 116,974 | 174,186 | 89,541 | 84,645 | 71,735 | 39,406 | 32,329 |
| 53 | 133,948 | 68,912 | 65,036 | 91,721 | 46,527 | 45,194 | 42,227 | 22,385 | 19,842 |
| 54 | 166,921 | 88,430 | 78,491 | 115,203 | 60,097 | 55,106 | 51,718 | 28,333 | 23,385 |
| 50 - 54 | 1,172,559 | 587,555 | 585,004 | 845,834 | 414,583 | 431,251 | 326,725 | 172,972 | 153,753 |
| 55 | 221,106 | 108,297 | 112,809 | 163,949 | 78,371 | 85,578 | 57,157 | 29,926 | 27,231 |
| 56 | 150,882 | 77,351 | 73,531 | 107,420 | 53,876 | 53,544 | 43,462 | 23,475 | 19,987 |
| 57 | 112,142 | 58,411 | 53,731 | 79,030 | 40,424 | 38,606 | 33,112 | 17,987 | 15,125 |
| 58 | 177,912 | 89,384 | 88,528 | 129,781 | 63,903 | 65,878 | 48,131 | 25,481 | 22,650 |
| 59 | 89,368 | 46,184 | 43,184 | 62,667 | 31,911 | 30,756 | 26,701 | 14,273 | 12,428 |
| 55 - 59 | 751,410 | 379,627 | 371,783 | 542,847 | 268,485 | 274,362 | 208,563 | 111,142 | 97,421 |
| 60 | 355,102 | 160,716 | 194,386 | 275,513 | 122,738 | 152,775 | 79,589 | 37,978 | 41,611 |
| 61 | 75,087 | 39,469 | 35,618 | 55,268 | 28,640 | 26,628 | 19,819 | 10,829 | 8,990 |
| 62 | 143,908 | 74,802 | 69,106 | 106,052 | 53,869 | 52,183 | 37,856 | 20,933 | 16,923 |
| 63 | 88,534 | 46,536 | 41,998 | 64,988 | 33,525 | 31,463 | 23,546 | 13,011 | 10,535 |
| 64 | 86,501 | 47,291 | 39,210 | 63,005 | 33,923 | 29,082 | 23,496 | 13,368 | 10,128 |
| 60 - 64 | 749,132 | 368,814 | 380,318 | 564,826 | 272,695 | 292,131 | 184,306 | 96,119 | 88,187 |
| 65 | 181,711 | 83,863 | 97,848 | 142,287 | 64,484 | 77,803 | 39,424 | 19,379 | 20,045 |
| 66 | 62,937 | 33,042 | 29,895 | 47,507 | 24,620 | 22,887 | 15,430 | 8,422 | 7,008 |
| 67 | 85,398 | 44,842 | 40,556 | 64,783 | 33,785 | 30,998 | 20,615 | 11,057 | 9,558 |
| 68 | 103,567 | 47,443 | 56,124 | 82,947 | 37,332 | 45,615 | 20,620 | 10,111 | 10,509 |
| 69 | 47,658 | 23,621 | 24,037 | 36,674 | 17,889 | 18,785 | 10,984 | 5,732 | 5,252 |
| 65 - 69 | 481,271 | 232,811 | 248,460 | 374,198 | 178,110 | 196,088 | 107,073 | 54,701 | 52,372 |
| 70 | 257,655 | 113,401 | 144,254 | 208,427 | 92,292 | 116,135 | 49,228 | 21,109 | 28,119 |
| 71 | 35,312 | 18,328 | 16,984 | 27,800 | 14,398 | 13,402 | 7,512 | 3,930 | 3,582 |
| 72 | 88,286 | 43,859 | 44,427 | 69,769 | 34,554 | 35,215 | 18,517 | 9,305 | 9,212 |
| 73 | 43,222 | 23,002 | 20,220 | 33,358 | 17,720 | 15,638 | 9,864 | 5,282 | 4,582 |
| 74 | 41,602 | 22,061 | 19,541 | 32,501 | 17,271 | 15,230 | 9,101 | 4,790 | 4,311 |
| 70 - 74 | 466,077 | 220,651 | 245,426 | 371,855 | 176,235 | 195,620 | 94,222 | 44,416 | 49,806 |
| 75 | 108,474 | 50,048 | 58,426 | 87,943 | 40,711 | 47,232 | 20,531 | 9,337 | 11,194 |
| 76 | 49,255 | 25,702 | 23,553 | 39,242 | 20,563 | 18,679 | 10,013 | 5,139 | 4,874 |
| 77 | 33,339 | 18,638 | 14,701 | 26,054 | 14,731 | 11,323 | 7,285 | 3,907 | 3,378 |
| 78 | 62,970 | 30,109 | 32,861 | 52,015 | 25,199 | 26,816 | 10,955 | 4,910 | 6,045 |
| 79 | 33,058 | 17,477 | 15,581 | 26,518 | 14,130 | 12,388 | 6,540 | 3,347 | 3,193 |
| 75 - 79 | 287,096 | 141,974 | 145,122 | 231,772 | 115,334 | 116,438 | 55,324 | 26,640 | 28,684 |
| 80+ | 465,681 | 206,073 | 259,608 | 380,062 | 171,723 | 208,339 | 85,619 | 34,350 | 51,269 |

Table 3: Tanzania Zanzibar: Total Population by Age in Single Years, Five Year Age Groups, Sex and Rural-Urban

| Age | Total | | | Rural | | | Urban | | |
|----------------|------------------|----------------|----------------|----------------|----------------|----------------|----------------|----------------|----------------|
| | Both Sexes | Male | Female | Both Sexes | Male | Female | Both Sexes | Male | Female |
| Total | 1,303,569 | 630,677 | 672,892 | 699,803 | 343,558 | 356,245 | 603,766 | 287,119 | 316,647 |
| 0 | 42,238 | 21,290 | 20,948 | 23,812 | 12,156 | 11,656 | 18,426 | 9,134 | 9,292 |
| 1 | 36,012 | 18,213 | 17,799 | 20,681 | 10,403 | 10,278 | 15,331 | 7,810 | 7,521 |
| 2 | 40,397 | 20,251 | 20,146 | 23,752 | 12,001 | 11,751 | 16,645 | 8,250 | 8,395 |
| 3 | 42,475 | 21,211 | 21,264 | 24,882 | 12,391 | 12,491 | 17,593 | 8,820 | 8,773 |
| 4 | 42,815 | 21,344 | 21,471 | 24,254 | 12,164 | 12,090 | 18,561 | 9,180 | 9,381 |
| 0 - 4 | 203,937 | 102,309 | 101,628 | 117,381 | 59,115 | 58,266 | 86,556 | 43,194 | 43,362 |
| 5 | 39,337 | 20,015 | 19,322 | 22,709 | 11,733 | 10,976 | 16,628 | 8,282 | 8,346 |
| 6 | 38,216 | 19,040 | 19,176 | 21,708 | 11,004 | 10,704 | 16,508 | 8,036 | 8,472 |
| 7 | 38,695 | 19,316 | 19,379 | 21,966 | 11,117 | 10,849 | 16,729 | 8,199 | 8,530 |
| 8 | 35,655 | 17,561 | 18,094 | 20,261 | 10,224 | 10,037 | 15,394 | 7,337 | 8,057 |
| 9 | 31,770 | 15,792 | 15,978 | 17,922 | 9,146 | 8,776 | 13,848 | 6,646 | 7,202 |
| 5 - 9 | 183,673 | 91,724 | 91,949 | 104,566 | 53,224 | 51,342 | 79,107 | 38,500 | 40,607 |
| 10 | 36,351 | 18,351 | 18,000 | 21,084 | 10,817 | 10,267 | 15,267 | 7,534 | 7,733 |
| 11 | 26,717 | 13,219 | 13,498 | 14,148 | 7,207 | 6,941 | 12,569 | 6,012 | 6,557 |
| 12 | 39,964 | 20,389 | 19,575 | 22,055 | 11,535 | 10,520 | 17,909 | 8,854 | 9,055 |
| 13 | 33,464 | 16,687 | 16,777 | 18,146 | 9,280 | 8,866 | 15,318 | 7,407 | 7,911 |
| 14 | 30,243 | 14,824 | 15,419 | 16,338 | 8,254 | 8,084 | 13,905 | 6,570 | 7,335 |
| 10 - 14 | 166,739 | 83,470 | 83,269 | 91,771 | 47,093 | 44,678 | 74,968 | 36,377 | 38,591 |
| 15 | 29,220 | 14,883 | 14,337 | 16,230 | 8,501 | 7,729 | 12,990 | 6,382 | 6,608 |
| 16 | 28,224 | 13,292 | 14,932 | 15,036 | 7,361 | 7,675 | 13,188 | 5,931 | 7,257 |
| 17 | 26,475 | 12,545 | 13,930 | 13,608 | 6,792 | 6,816 | 12,867 | 5,753 | 7,114 |
| 18 | 33,833 | 16,064 | 17,769 | 18,195 | 8,960 | 9,235 | 15,638 | 7,104 | 8,534 |
| 19 | 24,410 | 10,837 | 13,573 | 12,415 | 5,712 | 6,703 | 11,995 | 5,125 | 6,870 |
| 15 - 19 | 142,162 | 67,621 | 74,541 | 75,484 | 37,326 | 38,158 | 66,678 | 30,295 | 36,383 |
| 20 | 36,358 | 16,543 | 19,815 | 19,048 | 8,637 | 10,411 | 17,310 | 7,906 | 9,404 |
| 21 | 17,579 | 7,844 | 9,735 | 8,289 | 3,875 | 4,414 | 9,290 | 3,969 | 5,321 |
| 22 | 28,477 | 12,790 | 15,687 | 13,629 | 6,171 | 7,458 | 14,848 | 6,619 | 8,229 |
| 23 | 20,705 | 9,011 | 11,694 | 9,677 | 4,313 | 5,364 | 11,028 | 4,698 | 6,330 |
| 24 | 19,822 | 9,016 | 10,806 | 9,091 | 4,228 | 4,863 | 10,731 | 4,788 | 5,943 |
| 20 - 24 | 122,941 | 55,204 | 67,737 | 59,734 | 27,224 | 32,510 | 63,207 | 27,980 | 35,227 |
| 25 | 28,571 | 13,053 | 15,518 | 14,873 | 6,742 | 8,131 | 13,698 | 6,311 | 7,387 |
| 26 | 18,289 | 8,294 | 9,995 | 8,563 | 3,960 | 4,603 | 9,726 | 4,334 | 5,392 |
| 27 | 17,945 | 8,043 | 9,902 | 8,664 | 3,899 | 4,765 | 9,281 | 4,144 | 5,137 |
| 28 | 21,287 | 9,614 | 11,673 | 9,915 | 4,578 | 5,337 | 11,372 | 5,036 | 6,336 |
| 29 | 13,536 | 5,917 | 7,619 | 6,292 | 2,803 | 3,489 | 7,244 | 3,114 | 4,130 |
| 25 - 29 | 99,628 | 44,921 | 54,707 | 48,307 | 21,982 | 26,325 | 51,321 | 22,939 | 28,382 |
| 30 | 32,397 | 14,319 | 18,078 | 16,907 | 7,471 | 9,436 | 15,490 | 6,848 | 8,642 |
| 31 | 9,288 | 4,422 | 4,866 | 4,455 | 2,154 | 2,301 | 4,833 | 2,268 | 2,565 |
| 32 | 18,764 | 9,113 | 9,651 | 8,770 | 4,426 | 4,344 | 9,994 | 4,687 | 5,307 |
| 33 | 11,354 | 5,281 | 6,073 | 5,177 | 2,516 | 2,661 | 6,177 | 2,765 | 3,412 |
| 34 | 10,393 | 4,823 | 5,570 | 4,687 | 2,211 | 2,476 | 5,706 | 2,612 | 3,094 |
| 30 - 34 | 82,196 | 37,958 | 44,238 | 39,996 | 18,778 | 21,218 | 42,200 | 19,180 | 23,020 |
| 35 | 24,707 | 11,550 | 13,157 | 12,973 | 5,812 | 7,161 | 11,734 | 5,738 | 5,996 |
| 36 | 11,983 | 5,586 | 6,397 | 5,749 | 2,703 | 3,046 | 6,234 | 2,883 | 3,351 |
| 37 | 11,626 | 5,421 | 6,205 | 5,666 | 2,656 | 3,010 | 5,960 | 2,765 | 3,195 |
| 38 | 14,529 | 6,607 | 7,922 | 7,075 | 3,197 | 3,878 | 7,454 | 3,410 | 4,044 |
| 39 | 9,007 | 4,069 | 4,938 | 4,340 | 1,973 | 2,367 | 4,667 | 2,096 | 2,571 |
| 35 - 39 | 71,852 | 33,233 | 38,619 | 35,803 | 16,341 | 19,462 | 36,049 | 16,892 | 19,157 |

Table 3: Tanzania Zanzibar: Total Population by Age in Single Years, Five Year Age Groups, Sex and Rural-Urban

| Age | Total | | | Rural | | | Urban | | |
|----------------|---------------|---------------|---------------|---------------|---------------|---------------|---------------|---------------|---------------|
| | Both Sexes | Male | Female | Both Sexes | Male | Female | Both Sexes | Male | Female |
| 40 | 28,212 | 12,887 | 15,325 | 15,264 | 6,580 | 8,684 | 12,948 | 6,307 | 6,641 |
| 41 | 5,757 | 2,862 | 2,895 | 2,867 | 1,416 | 1,451 | 2,890 | 1,446 | 1,444 |
| 42 | 11,818 | 5,870 | 5,948 | 5,601 | 2,693 | 2,908 | 6,217 | 3,177 | 3,040 |
| 43 | 7,387 | 3,622 | 3,765 | 3,485 | 1,640 | 1,845 | 3,902 | 1,982 | 1,920 |
| 44 | 5,604 | 2,772 | 2,832 | 2,648 | 1,338 | 1,310 | 2,956 | 1,434 | 1,522 |
| 40 - 44 | 58,778 | 28,013 | 30,765 | 29,865 | 13,667 | 16,198 | 28,913 | 14,346 | 14,567 |
| 45 | 17,784 | 8,939 | 8,845 | 9,963 | 4,903 | 5,060 | 7,821 | 4,036 | 3,785 |
| 46 | 6,796 | 3,331 | 3,465 | 3,437 | 1,640 | 1,797 | 3,359 | 1,691 | 1,668 |
| 47 | 6,931 | 3,393 | 3,538 | 3,590 | 1,796 | 1,794 | 3,341 | 1,597 | 1,744 |
| 48 | 10,986 | 5,365 | 5,621 | 5,679 | 2,835 | 2,844 | 5,307 | 2,530 | 2,777 |
| 49 | 9,957 | 3,026 | 6,931 | 5,241 | 1,600 | 3,641 | 4,716 | 1,426 | 3,290 |
| 45 - 49 | 52,454 | 24,054 | 28,400 | 27,910 | 12,774 | 15,136 | 24,544 | 11,280 | 13,264 |
| 50 | 18,347 | 8,583 | 9,764 | 10,648 | 4,780 | 5,868 | 7,699 | 3,803 | 3,896 |
| 51 | 4,156 | 2,225 | 1,931 | 2,336 | 1,204 | 1,132 | 1,820 | 1,021 | 799 |
| 52 | 7,322 | 4,103 | 3,219 | 3,828 | 2,125 | 1,703 | 3,494 | 1,978 | 1,516 |
| 53 | 4,582 | 2,543 | 2,039 | 2,419 | 1,350 | 1,069 | 2,163 | 1,193 | 970 |
| 54 | 4,061 | 2,352 | 1,709 | 2,091 | 1,220 | 871 | 1,970 | 1,132 | 838 |
| 50 - 54 | 38,468 | 19,806 | 18,662 | 21,322 | 10,679 | 10,643 | 17,146 | 9,127 | 8,019 |
| 55 | 9,215 | 4,992 | 4,223 | 5,339 | 2,911 | 2,428 | 3,876 | 2,081 | 1,795 |
| 56 | 3,993 | 2,276 | 1,717 | 2,167 | 1,227 | 940 | 1,826 | 1,049 | 777 |
| 57 | 3,375 | 2,048 | 1,327 | 1,710 | 1,036 | 674 | 1,665 | 1,012 | 653 |
| 58 | 3,697 | 1,990 | 1,707 | 1,875 | 1,030 | 845 | 1,822 | 960 | 862 |
| 59 | 2,150 | 1,171 | 979 | 1,116 | 610 | 506 | 1,034 | 561 | 473 |
| 55 - 59 | 22,430 | 12,477 | 9,953 | 12,207 | 6,814 | 5,393 | 10,223 | 5,663 | 4,560 |
| 60 | 12,298 | 6,074 | 6,224 | 7,286 | 3,639 | 3,647 | 5,012 | 2,435 | 2,577 |
| 61 | 1,947 | 1,093 | 854 | 1,207 | 672 | 535 | 740 | 421 | 319 |
| 62 | 3,335 | 1,881 | 1,454 | 1,834 | 1,003 | 831 | 1,501 | 878 | 623 |
| 63 | 2,371 | 1,363 | 1,008 | 1,299 | 721 | 578 | 1,072 | 642 | 430 |
| 64 | 1,634 | 998 | 636 | 837 | 497 | 340 | 797 | 501 | 296 |
| 60 - 64 | 21,585 | 11,409 | 10,176 | 12,463 | 6,532 | 5,931 | 9,122 | 4,877 | 4,245 |
| 65 | 5,792 | 2,995 | 2,797 | 3,444 | 1,854 | 1,590 | 2,348 | 1,141 | 1,207 |
| 66 | 1,316 | 788 | 528 | 753 | 454 | 299 | 563 | 334 | 229 |
| 67 | 1,744 | 1,013 | 731 | 1,056 | 604 | 452 | 688 | 409 | 279 |
| 68 | 1,773 | 880 | 893 | 1,062 | 517 | 545 | 711 | 363 | 348 |
| 69 | 940 | 485 | 455 | 574 | 275 | 299 | 366 | 210 | 156 |
| 65 - 69 | 11,565 | 6,161 | 5,404 | 6,889 | 3,704 | 3,185 | 4,676 | 2,457 | 2,219 |
| 70 | 7,961 | 3,788 | 4,173 | 5,022 | 2,547 | 2,475 | 2,939 | 1,241 | 1,698 |
| 71 | 878 | 474 | 404 | 607 | 314 | 293 | 271 | 160 | 111 |
| 72 | 1,604 | 865 | 739 | 969 | 514 | 455 | 635 | 351 | 284 |
| 73 | 807 | 425 | 382 | 534 | 291 | 243 | 273 | 134 | 139 |
| 74 | 503 | 281 | 222 | 297 | 165 | 132 | 206 | 116 | 90 |
| 70 - 74 | 11,753 | 5,833 | 5,920 | 7,429 | 3,831 | 3,598 | 4,324 | 2,002 | 2,322 |
| 75 | 2,575 | 1,359 | 1,216 | 1,614 | 918 | 696 | 961 | 441 | 520 |
| 76 | 724 | 394 | 330 | 471 | 269 | 202 | 253 | 125 | 128 |
| 77 | 471 | 257 | 214 | 270 | 156 | 114 | 201 | 101 | 100 |
| 78 | 812 | 402 | 410 | 526 | 264 | 262 | 286 | 138 | 148 |
| 79 | 454 | 257 | 197 | 317 | 190 | 127 | 137 | 67 | 70 |
| 75 - 79 | 5,036 | 2,669 | 2,367 | 3,198 | 1,797 | 1,401 | 1,838 | 872 | 966 |
| 80+ | 8,372 | 3,815 | 4,557 | 5,478 | 2,677 | 2,801 | 2,894 | 1,138 | 1,756 |

Table 1.0: Dodoma Region: Total Population by Age in Single Years, Five Year Age Groups, Sex and Rural-Urban

| Age | Total | | | Rural | | | Urban | | |
|----------------|------------------|------------------|------------------|------------------|----------------|----------------|----------------|----------------|----------------|
| | Both Sexes | Male | Female | Both Sexes | Male | Female | Both Sexes | Male | Female |
| Total | 2,083,588 | 1,014,974 | 1,068,614 | 1,762,394 | 860,516 | 901,878 | 321,194 | 154,458 | 166,736 |
| 0 | 66,529 | 33,227 | 33,302 | 57,940 | 28,934 | 29,006 | 8,589 | 4,293 | 4,296 |
| 1 | 59,619 | 30,037 | 29,582 | 52,606 | 26,487 | 26,119 | 7,013 | 3,550 | 3,463 |
| 2 | 65,783 | 32,855 | 32,928 | 58,451 | 29,200 | 29,251 | 7,332 | 3,655 | 3,677 |
| 3 | 69,649 | 34,705 | 34,944 | 62,134 | 30,878 | 31,256 | 7,515 | 3,827 | 3,688 |
| 4 | 71,356 | 35,456 | 35,900 | 63,904 | 31,704 | 32,200 | 7,452 | 3,752 | 3,700 |
| 0 - 4 | 332,936 | 166,280 | 166,656 | 295,035 | 147,203 | 147,832 | 37,901 | 19,077 | 18,824 |
| 5 | 70,100 | 35,804 | 34,296 | 62,690 | 32,040 | 30,650 | 7,410 | 3,764 | 3,646 |
| 6 | 72,533 | 36,488 | 36,045 | 64,834 | 32,613 | 32,221 | 7,699 | 3,875 | 3,824 |
| 7 | 74,977 | 38,027 | 36,950 | 66,761 | 33,939 | 32,822 | 8,216 | 4,088 | 4,128 |
| 8 | 64,640 | 32,104 | 32,536 | 57,581 | 28,687 | 28,894 | 7,059 | 3,417 | 3,642 |
| 9 | 57,659 | 29,037 | 28,622 | 50,694 | 25,625 | 25,069 | 6,965 | 3,412 | 3,553 |
| 5 - 9 | 339,909 | 171,460 | 168,449 | 302,560 | 152,904 | 149,656 | 37,349 | 18,556 | 18,793 |
| 10 | 67,287 | 33,986 | 33,301 | 59,448 | 30,153 | 29,295 | 7,839 | 3,833 | 4,006 |
| 11 | 46,766 | 23,105 | 23,661 | 40,510 | 20,101 | 20,409 | 6,256 | 3,004 | 3,252 |
| 12 | 70,551 | 36,010 | 34,541 | 61,488 | 31,590 | 29,898 | 9,063 | 4,420 | 4,643 |
| 13 | 45,733 | 23,176 | 22,557 | 38,729 | 19,865 | 18,864 | 7,004 | 3,311 | 3,693 |
| 14 | 45,177 | 22,786 | 22,391 | 38,015 | 19,546 | 18,469 | 7,162 | 3,240 | 3,922 |
| 10 - 14 | 275,514 | 139,063 | 136,451 | 238,190 | 121,255 | 116,935 | 37,324 | 17,808 | 19,516 |
| 15 | 45,661 | 24,134 | 21,527 | 37,989 | 20,682 | 17,307 | 7,672 | 3,452 | 4,220 |
| 16 | 40,127 | 20,637 | 19,490 | 31,945 | 17,005 | 14,940 | 8,182 | 3,632 | 4,550 |
| 17 | 35,268 | 18,476 | 16,792 | 27,424 | 14,930 | 12,494 | 7,844 | 3,546 | 4,298 |
| 18 | 43,985 | 22,071 | 21,914 | 34,718 | 17,767 | 16,951 | 9,267 | 4,304 | 4,963 |
| 19 | 31,403 | 15,066 | 16,337 | 23,854 | 11,733 | 12,121 | 7,549 | 3,333 | 4,216 |
| 15 - 19 | 196,444 | 100,384 | 96,060 | 155,930 | 82,117 | 73,813 | 40,514 | 18,267 | 22,247 |
| 20 | 48,060 | 21,892 | 26,168 | 38,081 | 17,418 | 20,663 | 9,979 | 4,474 | 5,505 |
| 21 | 26,989 | 12,753 | 14,236 | 20,443 | 9,721 | 10,722 | 6,546 | 3,032 | 3,514 |
| 22 | 40,110 | 18,703 | 21,407 | 31,107 | 14,568 | 16,539 | 9,003 | 4,135 | 4,868 |
| 23 | 24,668 | 11,591 | 13,077 | 18,728 | 8,834 | 9,894 | 5,940 | 2,757 | 3,183 |
| 24 | 27,984 | 12,932 | 15,052 | 21,516 | 9,916 | 11,600 | 6,468 | 3,016 | 3,452 |
| 20 - 24 | 167,811 | 77,871 | 89,940 | 129,875 | 60,457 | 69,418 | 37,936 | 17,414 | 20,522 |
| 25 | 37,403 | 17,046 | 20,357 | 30,249 | 13,609 | 16,640 | 7,154 | 3,437 | 3,717 |
| 26 | 26,454 | 11,792 | 14,662 | 20,570 | 9,149 | 11,421 | 5,884 | 2,643 | 3,241 |
| 27 | 24,264 | 11,327 | 12,937 | 19,052 | 8,838 | 10,214 | 5,212 | 2,489 | 2,723 |
| 28 | 34,588 | 15,277 | 19,311 | 27,790 | 12,063 | 15,727 | 6,798 | 3,214 | 3,584 |
| 29 | 19,838 | 8,679 | 11,159 | 15,595 | 6,755 | 8,840 | 4,243 | 1,924 | 2,319 |
| 25 - 29 | 142,547 | 64,121 | 78,426 | 113,256 | 50,414 | 62,842 | 29,291 | 13,707 | 15,584 |
| 30 | 48,180 | 21,461 | 26,719 | 40,087 | 17,627 | 22,460 | 8,093 | 3,834 | 4,259 |
| 31 | 14,844 | 6,973 | 7,871 | 11,792 | 5,501 | 6,291 | 3,052 | 1,472 | 1,580 |
| 32 | 31,038 | 14,394 | 16,644 | 25,067 | 11,512 | 13,555 | 5,971 | 2,882 | 3,089 |
| 33 | 17,285 | 8,205 | 9,080 | 13,694 | 6,513 | 7,181 | 3,591 | 1,692 | 1,899 |
| 34 | 16,546 | 7,681 | 8,865 | 13,085 | 6,002 | 7,083 | 3,461 | 1,679 | 1,782 |
| 30 - 34 | 127,893 | 58,714 | 69,179 | 103,725 | 47,155 | 56,570 | 24,168 | 11,559 | 12,609 |
| 35 | 33,120 | 15,719 | 17,401 | 27,648 | 12,878 | 14,770 | 5,472 | 2,841 | 2,631 |
| 36 | 18,517 | 8,694 | 9,823 | 15,014 | 6,966 | 8,048 | 3,503 | 1,728 | 1,775 |
| 37 | 16,162 | 7,853 | 8,309 | 12,831 | 6,217 | 6,614 | 3,331 | 1,636 | 1,695 |
| 38 | 24,030 | 11,001 | 13,029 | 20,005 | 9,095 | 10,910 | 4,025 | 1,906 | 2,119 |
| 39 | 13,439 | 6,174 | 7,265 | 10,906 | 4,979 | 5,927 | 2,533 | 1,195 | 1,338 |
| 35 - 39 | 105,268 | 49,441 | 55,827 | 86,404 | 40,135 | 46,269 | 18,864 | 9,306 | 9,558 |

Table 1.0: Dodoma Region: Total Population by Age in Single Years, Five Year Age Groups, Sex and Rural-Urban

| Age | Total | | | Rural | | | Urban | | |
|----------------|---------------|---------------|---------------|---------------|---------------|---------------|---------------|--------------|--------------|
| | Both Sexes | Male | Female | Both Sexes | Male | Female | Both Sexes | Male | Female |
| 40 | 38,023 | 17,696 | 20,327 | 32,531 | 14,944 | 17,587 | 5,492 | 2,752 | 2,740 |
| 41 | 9,018 | 4,342 | 4,676 | 7,418 | 3,534 | 3,884 | 1,600 | 808 | 792 |
| 42 | 20,065 | 9,835 | 10,230 | 16,606 | 8,084 | 8,522 | 3,459 | 1,751 | 1,708 |
| 43 | 10,957 | 5,244 | 5,713 | 8,935 | 4,271 | 4,664 | 2,022 | 973 | 1,049 |
| 44 | 11,989 | 5,849 | 6,140 | 9,852 | 4,801 | 5,051 | 2,137 | 1,048 | 1,089 |
| 40 - 44 | 90,052 | 42,966 | 47,086 | 75,342 | 35,634 | 39,708 | 14,710 | 7,332 | 7,378 |
| 45 | 21,389 | 10,318 | 11,071 | 18,138 | 8,657 | 9,481 | 3,251 | 1,661 | 1,590 |
| 46 | 11,835 | 5,762 | 6,073 | 9,786 | 4,709 | 5,077 | 2,049 | 1,053 | 996 |
| 47 | 8,840 | 4,401 | 4,439 | 7,180 | 3,559 | 3,621 | 1,660 | 842 | 818 |
| 48 | 16,129 | 7,656 | 8,473 | 13,490 | 6,372 | 7,118 | 2,639 | 1,284 | 1,355 |
| 49 | 8,652 | 4,157 | 4,495 | 7,064 | 3,383 | 3,681 | 1,588 | 774 | 814 |
| 45 - 49 | 66,845 | 32,294 | 34,551 | 55,658 | 26,680 | 28,978 | 11,187 | 5,614 | 5,573 |
| 50 | 26,329 | 11,793 | 14,536 | 22,857 | 10,159 | 12,698 | 3,472 | 1,634 | 1,838 |
| 51 | 7,892 | 4,167 | 3,725 | 6,534 | 3,425 | 3,109 | 1,358 | 742 | 616 |
| 52 | 12,686 | 6,426 | 6,260 | 10,631 | 5,358 | 5,273 | 2,055 | 1,068 | 987 |
| 53 | 6,239 | 3,192 | 3,047 | 5,066 | 2,568 | 2,498 | 1,173 | 624 | 549 |
| 54 | 8,216 | 4,273 | 3,943 | 6,705 | 3,474 | 3,231 | 1,511 | 799 | 712 |
| 50 - 54 | 61,362 | 29,851 | 31,511 | 51,793 | 24,984 | 26,809 | 9,569 | 4,867 | 4,702 |
| 55 | 11,622 | 5,693 | 5,929 | 9,954 | 4,792 | 5,162 | 1,668 | 901 | 767 |
| 56 | 7,394 | 3,580 | 3,814 | 6,115 | 2,896 | 3,219 | 1,279 | 684 | 595 |
| 57 | 5,305 | 2,705 | 2,600 | 4,358 | 2,221 | 2,137 | 947 | 484 | 463 |
| 58 | 9,026 | 4,576 | 4,450 | 7,641 | 3,831 | 3,810 | 1,385 | 745 | 640 |
| 59 | 4,297 | 2,112 | 2,185 | 3,568 | 1,748 | 1,820 | 729 | 364 | 365 |
| 55 - 59 | 37,644 | 18,666 | 18,978 | 31,636 | 15,488 | 16,148 | 6,008 | 3,178 | 2,830 |
| 60 | 19,629 | 8,768 | 10,861 | 17,230 | 7,641 | 9,589 | 2,399 | 1,127 | 1,272 |
| 61 | 3,487 | 1,740 | 1,747 | 2,936 | 1,449 | 1,487 | 551 | 291 | 260 |
| 62 | 7,031 | 3,461 | 3,570 | 5,934 | 2,849 | 3,085 | 1,097 | 612 | 485 |
| 63 | 3,807 | 1,882 | 1,925 | 3,155 | 1,534 | 1,621 | 652 | 348 | 304 |
| 64 | 3,982 | 2,046 | 1,936 | 3,316 | 1,676 | 1,640 | 666 | 370 | 296 |
| 60 - 64 | 37,936 | 17,897 | 20,039 | 32,571 | 15,149 | 17,422 | 5,365 | 2,748 | 2,617 |
| 65 | 9,899 | 4,402 | 5,497 | 8,722 | 3,868 | 4,854 | 1,177 | 534 | 643 |
| 66 | 3,896 | 2,012 | 1,884 | 3,355 | 1,715 | 1,640 | 541 | 297 | 244 |
| 67 | 4,158 | 2,126 | 2,032 | 3,562 | 1,816 | 1,746 | 596 | 310 | 286 |
| 68 | 5,998 | 2,573 | 3,425 | 5,330 | 2,238 | 3,092 | 668 | 335 | 333 |
| 69 | 2,511 | 1,172 | 1,339 | 2,195 | 1,010 | 1,185 | 316 | 162 | 154 |
| 65 - 69 | 26,462 | 12,285 | 14,177 | 23,164 | 10,647 | 12,517 | 3,298 | 1,638 | 1,660 |
| 70 | 16,672 | 7,339 | 9,333 | 14,976 | 6,629 | 8,347 | 1,696 | 710 | 986 |
| 71 | 1,887 | 961 | 926 | 1,644 | 841 | 803 | 243 | 120 | 123 |
| 72 | 4,991 | 2,352 | 2,639 | 4,399 | 2,065 | 2,334 | 592 | 287 | 305 |
| 73 | 2,233 | 1,087 | 1,146 | 1,913 | 918 | 995 | 320 | 169 | 151 |
| 74 | 2,099 | 1,075 | 1,024 | 1,840 | 932 | 908 | 259 | 143 | 116 |
| 70 - 74 | 27,882 | 12,814 | 15,068 | 24,772 | 11,385 | 13,387 | 3,110 | 1,429 | 1,681 |
| 75 | 6,653 | 3,004 | 3,649 | 5,930 | 2,695 | 3,235 | 723 | 309 | 414 |
| 76 | 2,603 | 1,256 | 1,347 | 2,280 | 1,087 | 1,193 | 323 | 169 | 154 |
| 77 | 1,640 | 880 | 760 | 1,440 | 771 | 669 | 200 | 109 | 91 |
| 78 | 3,970 | 1,817 | 2,153 | 3,619 | 1,673 | 1,946 | 351 | 144 | 207 |
| 79 | 1,855 | 916 | 939 | 1,657 | 820 | 837 | 198 | 96 | 102 |
| 75 - 79 | 16,721 | 7,873 | 8,848 | 14,926 | 7,046 | 7,880 | 1,795 | 827 | 968 |
| 80+ | 30,362 | 12,994 | 17,368 | 27,557 | 11,863 | 15,694 | 2,805 | 1,131 | 1,674 |

Table 1.1: Kondoa District Council: Total Population by Age in Single Years, Five Year Age Groups, Sex and Rural-Urban

| Age | Total | | | Rural | | | Urban | | |
|----------------|----------------|----------------|----------------|----------------|----------------|----------------|---------------|---------------|---------------|
| | Both Sexes | Male | Female | Both Sexes | Male | Female | Both Sexes | Male | Female |
| Total | 269,704 | 136,518 | 133,186 | 242,321 | 123,518 | 118,803 | 27,383 | 13,000 | 14,383 |
| 0 | 7,816 | 3,940 | 3,876 | 7,123 | 3,587 | 3,536 | 693 | 353 | 340 |
| 1 | 7,330 | 3,731 | 3,599 | 6,801 | 3,479 | 3,322 | 529 | 252 | 277 |
| 2 | 8,420 | 4,255 | 4,165 | 7,772 | 3,926 | 3,846 | 648 | 329 | 319 |
| 3 | 8,792 | 4,447 | 4,345 | 8,159 | 4,112 | 4,047 | 633 | 335 | 298 |
| 4 | 9,145 | 4,610 | 4,535 | 8,489 | 4,272 | 4,217 | 656 | 338 | 318 |
| 0 - 4 | 41,503 | 20,983 | 20,520 | 38,344 | 19,376 | 18,968 | 3,159 | 1,607 | 1,552 |
| 5 | 8,981 | 4,618 | 4,363 | 8,388 | 4,328 | 4,060 | 593 | 290 | 303 |
| 6 | 9,769 | 5,078 | 4,691 | 9,098 | 4,742 | 4,356 | 671 | 336 | 335 |
| 7 | 9,900 | 5,116 | 4,784 | 9,156 | 4,750 | 4,406 | 744 | 366 | 378 |
| 8 | 9,165 | 4,661 | 4,504 | 8,505 | 4,341 | 4,164 | 660 | 320 | 340 |
| 9 | 7,589 | 3,834 | 3,755 | 6,995 | 3,559 | 3,436 | 594 | 275 | 319 |
| 5 - 9 | 45,404 | 23,307 | 22,097 | 42,142 | 21,720 | 20,422 | 3,262 | 1,587 | 1,675 |
| 10 | 9,679 | 5,078 | 4,601 | 8,913 | 4,689 | 4,224 | 766 | 389 | 377 |
| 11 | 6,239 | 3,104 | 3,135 | 5,650 | 2,831 | 2,819 | 589 | 273 | 316 |
| 12 | 9,894 | 5,231 | 4,663 | 9,104 | 4,817 | 4,287 | 790 | 414 | 376 |
| 13 | 6,721 | 3,497 | 3,224 | 6,089 | 3,185 | 2,904 | 632 | 312 | 320 |
| 14 | 7,242 | 3,815 | 3,427 | 6,517 | 3,479 | 3,038 | 725 | 336 | 389 |
| 10 - 14 | 39,775 | 20,725 | 19,050 | 36,273 | 19,001 | 17,272 | 3,502 | 1,724 | 1,778 |
| 15 | 6,522 | 3,795 | 2,727 | 5,701 | 3,446 | 2,255 | 821 | 349 | 472 |
| 16 | 5,148 | 3,042 | 2,106 | 4,404 | 2,714 | 1,690 | 744 | 328 | 416 |
| 17 | 4,019 | 2,400 | 1,619 | 3,358 | 2,112 | 1,246 | 661 | 288 | 373 |
| 18 | 5,826 | 3,371 | 2,455 | 5,032 | 3,011 | 2,021 | 794 | 360 | 434 |
| 19 | 3,287 | 1,717 | 1,570 | 2,683 | 1,477 | 1,206 | 604 | 240 | 364 |
| 15 - 19 | 24,802 | 14,325 | 10,477 | 21,178 | 12,760 | 8,418 | 3,624 | 1,565 | 2,059 |
| 20 | 6,380 | 3,207 | 3,173 | 5,483 | 2,838 | 2,645 | 897 | 369 | 528 |
| 21 | 2,751 | 1,356 | 1,395 | 2,226 | 1,119 | 1,107 | 525 | 237 | 288 |
| 22 | 4,276 | 2,097 | 2,179 | 3,530 | 1,746 | 1,784 | 746 | 351 | 395 |
| 23 | 2,492 | 1,184 | 1,308 | 2,067 | 980 | 1,087 | 425 | 204 | 221 |
| 24 | 2,684 | 1,294 | 1,390 | 2,264 | 1,086 | 1,178 | 420 | 208 | 212 |
| 20 - 24 | 18,583 | 9,138 | 9,445 | 15,570 | 7,769 | 7,801 | 3,013 | 1,369 | 1,644 |
| 25 | 5,418 | 2,406 | 3,012 | 4,822 | 2,151 | 2,671 | 596 | 255 | 341 |
| 26 | 2,616 | 1,203 | 1,413 | 2,249 | 1,038 | 1,211 | 367 | 165 | 202 |
| 27 | 2,387 | 1,135 | 1,252 | 2,076 | 984 | 1,092 | 311 | 151 | 160 |
| 28 | 3,940 | 1,762 | 2,178 | 3,421 | 1,529 | 1,892 | 519 | 233 | 286 |
| 29 | 1,903 | 844 | 1,059 | 1,627 | 722 | 905 | 276 | 122 | 154 |
| 25 - 29 | 16,264 | 7,350 | 8,914 | 14,195 | 6,424 | 7,771 | 2,069 | 926 | 1,143 |
| 30 | 6,792 | 3,092 | 3,700 | 6,060 | 2,749 | 3,311 | 732 | 343 | 389 |
| 31 | 1,304 | 641 | 663 | 1,106 | 550 | 556 | 198 | 91 | 107 |
| 32 | 3,301 | 1,565 | 1,736 | 2,884 | 1,353 | 1,531 | 417 | 212 | 205 |
| 33 | 1,674 | 818 | 856 | 1,437 | 704 | 733 | 237 | 114 | 123 |
| 34 | 1,573 | 710 | 863 | 1,349 | 611 | 738 | 224 | 99 | 125 |
| 30 - 34 | 14,644 | 6,826 | 7,818 | 12,836 | 5,967 | 6,869 | 1,808 | 859 | 949 |
| 35 | 5,251 | 2,483 | 2,768 | 4,725 | 2,197 | 2,528 | 526 | 286 | 240 |
| 36 | 1,813 | 824 | 989 | 1,577 | 717 | 860 | 236 | 107 | 129 |
| 37 | 1,630 | 811 | 819 | 1,405 | 700 | 705 | 225 | 111 | 114 |
| 38 | 2,979 | 1,422 | 1,557 | 2,654 | 1,274 | 1,380 | 325 | 148 | 177 |
| 39 | 1,376 | 677 | 699 | 1,198 | 582 | 616 | 178 | 95 | 83 |
| 35 - 39 | 13,049 | 6,217 | 6,832 | 11,559 | 5,470 | 6,089 | 1,490 | 747 | 743 |

Table 1.1: Kondo District Council: Total Population by Age in Single Years, Five Year Age Groups, Sex and Rural-Urban

| Age | Total | | | Rural | | | Urban | | |
|----------------|---------------|--------------|--------------|--------------|--------------|--------------|--------------|------------|------------|
| | Both Sexes | Male | Female | Both Sexes | Male | Female | Both Sexes | Male | Female |
| 40 | 5,563 | 2,665 | 2,898 | 5,037 | 2,404 | 2,633 | 526 | 261 | 265 |
| 41 | 863 | 383 | 480 | 749 | 327 | 422 | 114 | 56 | 58 |
| 42 | 2,358 | 1,207 | 1,151 | 2,067 | 1,060 | 1,007 | 291 | 147 | 144 |
| 43 | 1,153 | 590 | 563 | 1,002 | 516 | 486 | 151 | 74 | 77 |
| 44 | 1,215 | 635 | 580 | 1,090 | 574 | 516 | 125 | 61 | 64 |
| 40 - 44 | 11,152 | 5,480 | 5,672 | 9,945 | 4,881 | 5,064 | 1,207 | 599 | 608 |
| 45 | 3,587 | 1,751 | 1,836 | 3,278 | 1,579 | 1,699 | 309 | 172 | 137 |
| 46 | 1,292 | 689 | 603 | 1,130 | 616 | 514 | 162 | 73 | 89 |
| 47 | 1,071 | 568 | 503 | 926 | 493 | 433 | 145 | 75 | 70 |
| 48 | 2,080 | 1,091 | 989 | 1,845 | 977 | 868 | 235 | 114 | 121 |
| 49 | 913 | 482 | 431 | 801 | 425 | 376 | 112 | 57 | 55 |
| 45 - 49 | 8,943 | 4,581 | 4,362 | 7,980 | 4,090 | 3,890 | 963 | 491 | 472 |
| 50 | 4,409 | 2,055 | 2,354 | 4,015 | 1,902 | 2,113 | 394 | 153 | 241 |
| 51 | 856 | 471 | 385 | 753 | 408 | 345 | 103 | 63 | 40 |
| 52 | 1,636 | 898 | 738 | 1,467 | 807 | 660 | 169 | 91 | 78 |
| 53 | 854 | 464 | 390 | 743 | 410 | 333 | 111 | 54 | 57 |
| 54 | 1,032 | 559 | 473 | 919 | 505 | 414 | 113 | 54 | 59 |
| 50 - 54 | 8,787 | 4,447 | 4,340 | 7,897 | 4,032 | 3,865 | 890 | 415 | 475 |
| 55 | 2,019 | 957 | 1,062 | 1,814 | 850 | 964 | 205 | 107 | 98 |
| 56 | 972 | 513 | 459 | 866 | 451 | 415 | 106 | 62 | 44 |
| 57 | 675 | 361 | 314 | 605 | 328 | 277 | 70 | 33 | 37 |
| 58 | 1,250 | 642 | 608 | 1,115 | 567 | 548 | 135 | 75 | 60 |
| 59 | 508 | 283 | 225 | 446 | 254 | 192 | 62 | 29 | 33 |
| 55 - 59 | 5,424 | 2,756 | 2,668 | 4,846 | 2,450 | 2,396 | 578 | 306 | 272 |
| 60 | 3,340 | 1,512 | 1,828 | 3,074 | 1,391 | 1,683 | 266 | 121 | 145 |
| 61 | 423 | 230 | 193 | 367 | 198 | 169 | 56 | 32 | 24 |
| 62 | 943 | 491 | 452 | 836 | 435 | 401 | 107 | 56 | 51 |
| 63 | 533 | 293 | 240 | 471 | 265 | 206 | 62 | 28 | 34 |
| 64 | 501 | 281 | 220 | 439 | 247 | 192 | 62 | 34 | 28 |
| 60 - 64 | 5,740 | 2,807 | 2,933 | 5,187 | 2,536 | 2,651 | 553 | 271 | 282 |
| 65 | 1,745 | 801 | 944 | 1,609 | 748 | 861 | 136 | 53 | 83 |
| 66 | 383 | 205 | 178 | 347 | 186 | 161 | 36 | 19 | 17 |
| 67 | 541 | 279 | 262 | 485 | 253 | 232 | 56 | 26 | 30 |
| 68 | 906 | 433 | 473 | 830 | 394 | 436 | 76 | 39 | 37 |
| 69 | 343 | 180 | 163 | 295 | 161 | 134 | 48 | 19 | 29 |
| 65 - 69 | 3,918 | 1,898 | 2,020 | 3,566 | 1,742 | 1,824 | 352 | 156 | 196 |
| 70 | 2,897 | 1,279 | 1,618 | 2,698 | 1,209 | 1,489 | 199 | 70 | 129 |
| 71 | 256 | 143 | 113 | 233 | 132 | 101 | 23 | 11 | 12 |
| 72 | 723 | 367 | 356 | 634 | 323 | 311 | 89 | 44 | 45 |
| 73 | 308 | 167 | 141 | 268 | 147 | 121 | 40 | 20 | 20 |
| 74 | 295 | 179 | 116 | 274 | 165 | 109 | 21 | 14 | 7 |
| 70 - 74 | 4,479 | 2,135 | 2,344 | 4,107 | 1,976 | 2,131 | 372 | 159 | 213 |
| 75 | 1,297 | 657 | 640 | 1,201 | 619 | 582 | 96 | 38 | 58 |
| 76 | 359 | 202 | 157 | 323 | 179 | 144 | 36 | 23 | 13 |
| 77 | 224 | 139 | 85 | 201 | 126 | 75 | 23 | 13 | 10 |
| 78 | 575 | 300 | 275 | 539 | 289 | 250 | 36 | 11 | 25 |
| 79 | 235 | 127 | 108 | 209 | 112 | 97 | 26 | 15 | 11 |
| 75 - 79 | 2,690 | 1,425 | 1,265 | 2,473 | 1,325 | 1,148 | 217 | 100 | 117 |
| 80+ | 4,547 | 2,118 | 2,429 | 4,223 | 1,999 | 2,224 | 324 | 119 | 205 |

Table 1.2: Mpwapwa District Council: Total Population by Age in Single Years, Five Year Age Groups, Sex and Rural-Urban

| Age | Total | | | Rural | | | Urban | | |
|----------------|----------------|----------------|----------------|----------------|----------------|----------------|---------------|---------------|---------------|
| | Both Sexes | Male | Female | Both Sexes | Male | Female | Both Sexes | Male | Female |
| Total | 305,056 | 147,306 | 157,750 | 278,455 | 134,756 | 143,699 | 26,601 | 12,550 | 14,051 |
| 0 | 9,571 | 4,788 | 4,783 | 8,920 | 4,454 | 4,466 | 651 | 334 | 317 |
| 1 | 9,001 | 4,480 | 4,521 | 8,483 | 4,192 | 4,291 | 518 | 288 | 230 |
| 2 | 9,722 | 4,834 | 4,888 | 9,130 | 4,529 | 4,601 | 592 | 305 | 287 |
| 3 | 10,461 | 5,105 | 5,356 | 9,837 | 4,811 | 5,026 | 624 | 294 | 330 |
| 4 | 10,762 | 5,264 | 5,498 | 10,167 | 4,979 | 5,188 | 595 | 285 | 310 |
| 0 - 4 | 49,517 | 24,471 | 25,046 | 46,537 | 22,965 | 23,572 | 2,980 | 1,506 | 1,474 |
| 5 | 10,630 | 5,426 | 5,204 | 10,015 | 5,107 | 4,908 | 615 | 319 | 296 |
| 6 | 11,162 | 5,558 | 5,604 | 10,530 | 5,237 | 5,293 | 632 | 321 | 311 |
| 7 | 11,183 | 5,572 | 5,611 | 10,474 | 5,215 | 5,259 | 709 | 357 | 352 |
| 8 | 10,057 | 4,900 | 5,157 | 9,435 | 4,612 | 4,823 | 622 | 288 | 334 |
| 9 | 8,955 | 4,531 | 4,424 | 8,335 | 4,223 | 4,112 | 620 | 308 | 312 |
| 5 - 9 | 51,987 | 25,987 | 26,000 | 48,789 | 24,394 | 24,395 | 3,198 | 1,593 | 1,605 |
| 10 | 10,271 | 5,146 | 5,125 | 9,620 | 4,829 | 4,791 | 651 | 317 | 334 |
| 11 | 7,474 | 3,672 | 3,802 | 6,848 | 3,364 | 3,484 | 626 | 308 | 318 |
| 12 | 11,155 | 5,709 | 5,446 | 10,339 | 5,308 | 5,031 | 816 | 401 | 415 |
| 13 | 6,929 | 3,492 | 3,437 | 6,300 | 3,206 | 3,094 | 629 | 286 | 343 |
| 14 | 6,612 | 3,311 | 3,301 | 5,990 | 3,036 | 2,954 | 622 | 275 | 347 |
| 10 - 14 | 42,441 | 21,330 | 21,111 | 39,097 | 19,743 | 19,354 | 3,344 | 1,587 | 1,757 |
| 15 | 6,629 | 3,523 | 3,106 | 6,012 | 3,232 | 2,780 | 617 | 291 | 326 |
| 16 | 5,891 | 2,920 | 2,971 | 5,212 | 2,615 | 2,597 | 679 | 305 | 374 |
| 17 | 5,197 | 2,735 | 2,462 | 4,566 | 2,439 | 2,127 | 631 | 296 | 335 |
| 18 | 5,974 | 2,934 | 3,040 | 5,343 | 2,631 | 2,712 | 631 | 303 | 328 |
| 19 | 4,479 | 2,135 | 2,344 | 3,938 | 1,899 | 2,039 | 541 | 236 | 305 |
| 15 - 19 | 28,170 | 14,247 | 13,923 | 25,071 | 12,816 | 12,255 | 3,099 | 1,431 | 1,668 |
| 20 | 6,502 | 2,900 | 3,602 | 5,695 | 2,548 | 3,147 | 807 | 352 | 455 |
| 21 | 4,002 | 1,908 | 2,094 | 3,432 | 1,673 | 1,759 | 570 | 235 | 335 |
| 22 | 5,669 | 2,578 | 3,091 | 4,966 | 2,256 | 2,710 | 703 | 322 | 381 |
| 23 | 3,601 | 1,650 | 1,951 | 3,055 | 1,378 | 1,677 | 546 | 272 | 274 |
| 24 | 4,137 | 1,876 | 2,261 | 3,605 | 1,630 | 1,975 | 532 | 246 | 286 |
| 20 - 24 | 23,911 | 10,912 | 12,999 | 20,753 | 9,485 | 11,268 | 3,158 | 1,427 | 1,731 |
| 25 | 4,827 | 2,229 | 2,598 | 4,312 | 1,984 | 2,328 | 515 | 245 | 270 |
| 26 | 3,871 | 1,700 | 2,171 | 3,439 | 1,509 | 1,930 | 432 | 191 | 241 |
| 27 | 3,513 | 1,666 | 1,847 | 3,134 | 1,483 | 1,651 | 379 | 183 | 196 |
| 28 | 4,909 | 2,112 | 2,797 | 4,485 | 1,925 | 2,560 | 424 | 187 | 237 |
| 29 | 2,961 | 1,310 | 1,651 | 2,639 | 1,168 | 1,471 | 322 | 142 | 180 |
| 25 - 29 | 20,081 | 9,017 | 11,064 | 18,009 | 8,069 | 9,940 | 2,072 | 948 | 1,124 |
| 30 | 6,586 | 2,808 | 3,778 | 5,999 | 2,541 | 3,458 | 587 | 267 | 320 |
| 31 | 2,294 | 1,057 | 1,237 | 2,056 | 964 | 1,092 | 238 | 93 | 145 |
| 32 | 4,811 | 2,222 | 2,589 | 4,310 | 1,983 | 2,327 | 501 | 239 | 262 |
| 33 | 2,850 | 1,355 | 1,495 | 2,551 | 1,219 | 1,332 | 299 | 136 | 163 |
| 34 | 2,538 | 1,192 | 1,346 | 2,284 | 1,075 | 1,209 | 254 | 117 | 137 |
| 30 - 34 | 19,079 | 8,634 | 10,445 | 17,200 | 7,782 | 9,418 | 1,879 | 852 | 1,027 |
| 35 | 4,417 | 2,093 | 2,324 | 4,007 | 1,883 | 2,124 | 410 | 210 | 200 |
| 36 | 3,029 | 1,419 | 1,610 | 2,694 | 1,271 | 1,423 | 335 | 148 | 187 |
| 37 | 2,450 | 1,208 | 1,242 | 2,206 | 1,098 | 1,108 | 244 | 110 | 134 |
| 38 | 3,477 | 1,599 | 1,878 | 3,175 | 1,454 | 1,721 | 302 | 145 | 157 |
| 39 | 2,086 | 939 | 1,147 | 1,873 | 840 | 1,033 | 213 | 99 | 114 |
| 35 - 39 | 15,459 | 7,258 | 8,201 | 13,955 | 6,546 | 7,409 | 1,504 | 712 | 792 |

Table 1.2: Mpwapwa District Council: Total Population by Age in Single Years, Five Year Age Groups, Sex and Rural-Urban

| Age | Total | | | Rural | | | Urban | | |
|----------------|---------------|--------------|--------------|---------------|--------------|--------------|--------------|------------|------------|
| | Both Sexes | Male | Female | Both Sexes | Male | Female | Both Sexes | Male | Female |
| 40 | 5,108 | 2,404 | 2,704 | 4,669 | 2,203 | 2,466 | 439 | 201 | 238 |
| 41 | 1,283 | 597 | 686 | 1,172 | 537 | 635 | 111 | 60 | 51 |
| 42 | 3,068 | 1,513 | 1,555 | 2,788 | 1,386 | 1,402 | 280 | 127 | 153 |
| 43 | 1,555 | 713 | 842 | 1,386 | 640 | 746 | 169 | 73 | 96 |
| 44 | 1,856 | 882 | 974 | 1,638 | 784 | 854 | 218 | 98 | 120 |
| 40 - 44 | 12,870 | 6,109 | 6,761 | 11,653 | 5,550 | 6,103 | 1,217 | 559 | 658 |
| 45 | 2,775 | 1,315 | 1,460 | 2,493 | 1,172 | 1,321 | 282 | 143 | 139 |
| 46 | 1,796 | 851 | 945 | 1,611 | 766 | 845 | 185 | 85 | 100 |
| 47 | 1,359 | 670 | 689 | 1,190 | 595 | 595 | 169 | 75 | 94 |
| 48 | 2,329 | 1,088 | 1,241 | 2,096 | 969 | 1,127 | 233 | 119 | 114 |
| 49 | 1,353 | 633 | 720 | 1,207 | 564 | 643 | 146 | 69 | 77 |
| 45 - 49 | 9,612 | 4,557 | 5,055 | 8,597 | 4,066 | 4,531 | 1,015 | 491 | 524 |
| 50 | 3,349 | 1,443 | 1,906 | 3,087 | 1,335 | 1,752 | 262 | 108 | 154 |
| 51 | 1,073 | 568 | 505 | 954 | 513 | 441 | 119 | 55 | 64 |
| 52 | 1,858 | 911 | 947 | 1,666 | 819 | 847 | 192 | 92 | 100 |
| 53 | 839 | 430 | 409 | 726 | 370 | 356 | 113 | 60 | 53 |
| 54 | 1,164 | 583 | 581 | 1,030 | 528 | 502 | 134 | 55 | 79 |
| 50 - 54 | 8,283 | 3,935 | 4,348 | 7,463 | 3,565 | 3,898 | 820 | 370 | 450 |
| 55 | 1,450 | 710 | 740 | 1,312 | 636 | 676 | 138 | 74 | 64 |
| 56 | 1,115 | 519 | 596 | 987 | 456 | 531 | 128 | 63 | 65 |
| 57 | 749 | 372 | 377 | 652 | 317 | 335 | 97 | 55 | 42 |
| 58 | 1,305 | 635 | 670 | 1,178 | 578 | 600 | 127 | 57 | 70 |
| 59 | 660 | 319 | 341 | 577 | 284 | 293 | 83 | 35 | 48 |
| 55 - 59 | 5,279 | 2,555 | 2,724 | 4,706 | 2,271 | 2,435 | 573 | 284 | 289 |
| 60 | 2,398 | 1,058 | 1,340 | 2,168 | 960 | 1,208 | 230 | 98 | 132 |
| 61 | 522 | 251 | 271 | 465 | 226 | 239 | 57 | 25 | 32 |
| 62 | 1,053 | 509 | 544 | 946 | 445 | 501 | 107 | 64 | 43 |
| 63 | 492 | 244 | 248 | 425 | 217 | 208 | 67 | 27 | 40 |
| 64 | 606 | 308 | 298 | 539 | 269 | 270 | 67 | 39 | 28 |
| 60 - 64 | 5,071 | 2,370 | 2,701 | 4,543 | 2,117 | 2,426 | 528 | 253 | 275 |
| 65 | 1,232 | 515 | 717 | 1,096 | 452 | 644 | 136 | 63 | 73 |
| 66 | 464 | 239 | 225 | 418 | 220 | 198 | 46 | 19 | 27 |
| 67 | 579 | 286 | 293 | 521 | 262 | 259 | 58 | 24 | 34 |
| 68 | 793 | 323 | 470 | 720 | 291 | 429 | 73 | 32 | 41 |
| 69 | 328 | 151 | 177 | 294 | 137 | 157 | 34 | 14 | 20 |
| 65 - 69 | 3,396 | 1,514 | 1,882 | 3,049 | 1,362 | 1,687 | 347 | 152 | 195 |
| 70 | 2,071 | 917 | 1,154 | 1,875 | 834 | 1,041 | 196 | 83 | 113 |
| 71 | 252 | 135 | 117 | 221 | 121 | 100 | 31 | 14 | 17 |
| 72 | 711 | 343 | 368 | 657 | 320 | 337 | 54 | 23 | 31 |
| 73 | 279 | 143 | 136 | 251 | 128 | 123 | 28 | 15 | 13 |
| 74 | 292 | 146 | 146 | 268 | 129 | 139 | 24 | 17 | 7 |
| 70 - 74 | 3,605 | 1,684 | 1,921 | 3,272 | 1,532 | 1,740 | 333 | 152 | 181 |
| 75 | 846 | 343 | 503 | 762 | 305 | 457 | 84 | 38 | 46 |
| 76 | 354 | 172 | 182 | 309 | 150 | 159 | 45 | 22 | 23 |
| 77 | 219 | 111 | 108 | 191 | 97 | 94 | 28 | 14 | 14 |
| 78 | 539 | 230 | 309 | 492 | 209 | 283 | 47 | 21 | 26 |
| 79 | 267 | 143 | 124 | 248 | 131 | 117 | 19 | 12 | 7 |
| 75 - 79 | 2,225 | 999 | 1,226 | 2,002 | 892 | 1,110 | 223 | 107 | 116 |
| 80+ | 4,070 | 1,727 | 2,343 | 3,759 | 1,601 | 2,158 | 311 | 126 | 185 |

Table 1.3: Kongwa District Council: Total Population by Age in Single Years, Five Year Age Groups, Sex and Rural-Urban

| Age | Total | | | Rural | | | Urban | | |
|----------------|----------------|----------------|----------------|----------------|----------------|----------------|---------------|---------------|---------------|
| | Both Sexes | Male | Female | Both Sexes | Male | Female | Both Sexes | Male | Female |
| Total | 309,973 | 149,221 | 160,752 | 279,961 | 134,894 | 145,067 | 30,012 | 14,327 | 15,685 |
| 0 | 10,655 | 5,284 | 5,371 | 9,756 | 4,844 | 4,912 | 899 | 440 | 459 |
| 1 | 9,429 | 4,734 | 4,695 | 8,662 | 4,326 | 4,336 | 767 | 408 | 359 |
| 2 | 10,506 | 5,274 | 5,232 | 9,658 | 4,845 | 4,813 | 848 | 429 | 419 |
| 3 | 11,001 | 5,422 | 5,579 | 10,106 | 4,967 | 5,139 | 895 | 455 | 440 |
| 4 | 11,149 | 5,475 | 5,674 | 10,313 | 5,075 | 5,238 | 836 | 400 | 436 |
| 0 - 4 | 52,740 | 26,189 | 26,551 | 48,495 | 24,057 | 24,438 | 4,245 | 2,132 | 2,113 |
| 5 | 11,335 | 5,708 | 5,627 | 10,544 | 5,329 | 5,215 | 791 | 379 | 412 |
| 6 | 11,000 | 5,468 | 5,532 | 10,097 | 5,010 | 5,087 | 903 | 458 | 445 |
| 7 | 11,685 | 5,902 | 5,783 | 10,762 | 5,458 | 5,304 | 923 | 444 | 479 |
| 8 | 10,163 | 5,024 | 5,139 | 9,341 | 4,651 | 4,690 | 822 | 373 | 449 |
| 9 | 9,217 | 4,594 | 4,623 | 8,442 | 4,210 | 4,232 | 775 | 384 | 391 |
| 5 - 9 | 53,400 | 26,696 | 26,704 | 49,186 | 24,658 | 24,528 | 4,214 | 2,038 | 2,176 |
| 10 | 10,287 | 5,121 | 5,166 | 9,407 | 4,696 | 4,711 | 880 | 425 | 455 |
| 11 | 7,533 | 3,608 | 3,925 | 6,859 | 3,303 | 3,556 | 674 | 305 | 369 |
| 12 | 10,755 | 5,404 | 5,351 | 9,776 | 4,933 | 4,843 | 979 | 471 | 508 |
| 13 | 6,922 | 3,533 | 3,389 | 6,275 | 3,226 | 3,049 | 647 | 307 | 340 |
| 14 | 6,752 | 3,323 | 3,429 | 6,038 | 3,021 | 3,017 | 714 | 302 | 412 |
| 10 - 14 | 42,249 | 20,989 | 21,260 | 38,355 | 19,179 | 19,176 | 3,894 | 1,810 | 2,084 |
| 15 | 6,893 | 3,590 | 3,303 | 6,202 | 3,252 | 2,950 | 691 | 338 | 353 |
| 16 | 6,237 | 3,057 | 3,180 | 5,525 | 2,717 | 2,808 | 712 | 340 | 372 |
| 17 | 5,407 | 2,717 | 2,690 | 4,789 | 2,446 | 2,343 | 618 | 271 | 347 |
| 18 | 6,364 | 3,034 | 3,330 | 5,626 | 2,715 | 2,911 | 738 | 319 | 419 |
| 19 | 4,880 | 2,279 | 2,601 | 4,354 | 2,029 | 2,325 | 526 | 250 | 276 |
| 15 - 19 | 29,781 | 14,677 | 15,104 | 26,496 | 13,159 | 13,337 | 3,285 | 1,518 | 1,767 |
| 20 | 6,809 | 2,997 | 3,812 | 6,065 | 2,666 | 3,399 | 744 | 331 | 413 |
| 21 | 4,036 | 1,826 | 2,210 | 3,589 | 1,635 | 1,954 | 447 | 191 | 256 |
| 22 | 6,039 | 2,737 | 3,302 | 5,347 | 2,448 | 2,899 | 692 | 289 | 403 |
| 23 | 3,476 | 1,551 | 1,925 | 3,070 | 1,385 | 1,685 | 406 | 166 | 240 |
| 24 | 4,036 | 1,781 | 2,255 | 3,541 | 1,565 | 1,976 | 495 | 216 | 279 |
| 20 - 24 | 24,396 | 10,892 | 13,504 | 21,612 | 9,699 | 11,913 | 2,784 | 1,193 | 1,591 |
| 25 | 5,242 | 2,319 | 2,923 | 4,661 | 2,053 | 2,608 | 581 | 266 | 315 |
| 26 | 3,924 | 1,741 | 2,183 | 3,403 | 1,521 | 1,882 | 521 | 220 | 301 |
| 27 | 3,707 | 1,722 | 1,985 | 3,248 | 1,490 | 1,758 | 459 | 232 | 227 |
| 28 | 5,042 | 2,216 | 2,826 | 4,489 | 1,967 | 2,522 | 553 | 249 | 304 |
| 29 | 2,895 | 1,237 | 1,658 | 2,514 | 1,068 | 1,446 | 381 | 169 | 212 |
| 25 - 29 | 20,810 | 9,235 | 11,575 | 18,315 | 8,099 | 10,216 | 2,495 | 1,136 | 1,359 |
| 30 | 6,976 | 3,178 | 3,798 | 6,150 | 2,785 | 3,365 | 826 | 393 | 433 |
| 31 | 2,225 | 1,024 | 1,201 | 1,961 | 897 | 1,064 | 264 | 127 | 137 |
| 32 | 4,767 | 2,245 | 2,522 | 4,194 | 1,987 | 2,207 | 573 | 258 | 315 |
| 33 | 2,716 | 1,268 | 1,448 | 2,356 | 1,089 | 1,267 | 360 | 179 | 181 |
| 34 | 2,621 | 1,213 | 1,408 | 2,243 | 1,035 | 1,208 | 378 | 178 | 200 |
| 30 - 34 | 19,305 | 8,928 | 10,377 | 16,904 | 7,793 | 9,111 | 2,401 | 1,135 | 1,266 |
| 35 | 4,629 | 2,170 | 2,459 | 4,113 | 1,900 | 2,213 | 516 | 270 | 246 |
| 36 | 2,792 | 1,302 | 1,490 | 2,466 | 1,126 | 1,340 | 326 | 176 | 150 |
| 37 | 2,397 | 1,163 | 1,234 | 2,070 | 996 | 1,074 | 327 | 167 | 160 |
| 38 | 3,728 | 1,691 | 2,037 | 3,309 | 1,476 | 1,833 | 419 | 215 | 204 |
| 39 | 2,053 | 965 | 1,088 | 1,807 | 835 | 972 | 246 | 130 | 116 |
| 35 - 39 | 15,599 | 7,291 | 8,308 | 13,765 | 6,333 | 7,432 | 1,834 | 958 | 876 |

Table 1.3: Kongwa District Council: Total Population by Age in Single Years, Five Year Age Groups, Sex and Rural-Urban

| Age | Total | | | Rural | | | Urban | | |
|----------------|---------------|--------------|--------------|---------------|--------------|--------------|--------------|------------|------------|
| | Both Sexes | Male | Female | Both Sexes | Male | Female | Both Sexes | Male | Female |
| 40 | 5,318 | 2,477 | 2,841 | 4,801 | 2,205 | 2,596 | 517 | 272 | 245 |
| 41 | 1,252 | 596 | 656 | 1,108 | 529 | 579 | 144 | 67 | 77 |
| 42 | 2,914 | 1,433 | 1,481 | 2,599 | 1,257 | 1,342 | 315 | 176 | 139 |
| 43 | 1,543 | 707 | 836 | 1,353 | 620 | 733 | 190 | 87 | 103 |
| 44 | 1,753 | 824 | 929 | 1,544 | 716 | 828 | 209 | 108 | 101 |
| 40 - 44 | 12,780 | 6,037 | 6,743 | 11,405 | 5,327 | 6,078 | 1,375 | 710 | 665 |
| 45 | 2,789 | 1,362 | 1,427 | 2,496 | 1,206 | 1,290 | 293 | 156 | 137 |
| 46 | 1,700 | 754 | 946 | 1,516 | 669 | 847 | 184 | 85 | 99 |
| 47 | 1,151 | 599 | 552 | 1,019 | 522 | 497 | 132 | 77 | 55 |
| 48 | 2,061 | 974 | 1,087 | 1,868 | 866 | 1,002 | 193 | 108 | 85 |
| 49 | 1,225 | 589 | 636 | 1,108 | 523 | 585 | 117 | 66 | 51 |
| 45 - 49 | 8,926 | 4,278 | 4,648 | 8,007 | 3,786 | 4,221 | 919 | 492 | 427 |
| 50 | 3,455 | 1,515 | 1,940 | 3,170 | 1,391 | 1,779 | 285 | 124 | 161 |
| 51 | 1,049 | 548 | 501 | 947 | 499 | 448 | 102 | 49 | 53 |
| 52 | 1,646 | 801 | 845 | 1,487 | 728 | 759 | 159 | 73 | 86 |
| 53 | 804 | 366 | 438 | 717 | 322 | 395 | 87 | 44 | 43 |
| 54 | 1,076 | 560 | 516 | 954 | 491 | 463 | 122 | 69 | 53 |
| 50 - 54 | 8,030 | 3,790 | 4,240 | 7,275 | 3,431 | 3,844 | 755 | 359 | 396 |
| 55 | 1,586 | 786 | 800 | 1,430 | 708 | 722 | 156 | 78 | 78 |
| 56 | 954 | 442 | 512 | 848 | 395 | 453 | 106 | 47 | 59 |
| 57 | 726 | 368 | 358 | 646 | 323 | 323 | 80 | 45 | 35 |
| 58 | 1,146 | 558 | 588 | 1,044 | 508 | 536 | 102 | 50 | 52 |
| 59 | 546 | 257 | 289 | 499 | 238 | 261 | 47 | 19 | 28 |
| 55 - 59 | 4,958 | 2,411 | 2,547 | 4,467 | 2,172 | 2,295 | 491 | 239 | 252 |
| 60 | 2,564 | 1,160 | 1,404 | 2,361 | 1,073 | 1,288 | 203 | 87 | 116 |
| 61 | 458 | 217 | 241 | 416 | 193 | 223 | 42 | 24 | 18 |
| 62 | 975 | 471 | 504 | 894 | 436 | 458 | 81 | 35 | 46 |
| 63 | 499 | 219 | 280 | 450 | 193 | 257 | 49 | 26 | 23 |
| 64 | 489 | 230 | 259 | 444 | 202 | 242 | 45 | 28 | 17 |
| 60 - 64 | 4,985 | 2,297 | 2,688 | 4,565 | 2,097 | 2,468 | 420 | 200 | 220 |
| 65 | 1,232 | 532 | 700 | 1,144 | 498 | 646 | 88 | 34 | 54 |
| 66 | 403 | 222 | 181 | 373 | 204 | 169 | 30 | 18 | 12 |
| 67 | 451 | 229 | 222 | 414 | 210 | 204 | 37 | 19 | 18 |
| 68 | 793 | 335 | 458 | 732 | 303 | 429 | 61 | 32 | 29 |
| 69 | 331 | 153 | 178 | 313 | 146 | 167 | 18 | 7 | 11 |
| 65 - 69 | 3,210 | 1,471 | 1,739 | 2,976 | 1,361 | 1,615 | 234 | 110 | 124 |
| 70 | 2,098 | 944 | 1,154 | 1,939 | 881 | 1,058 | 159 | 63 | 96 |
| 71 | 223 | 105 | 118 | 205 | 96 | 109 | 18 | 9 | 9 |
| 72 | 570 | 283 | 287 | 514 | 254 | 260 | 56 | 29 | 27 |
| 73 | 224 | 110 | 114 | 208 | 100 | 108 | 16 | 10 | 6 |
| 74 | 277 | 131 | 146 | 256 | 122 | 134 | 21 | 9 | 12 |
| 70 - 74 | 3,392 | 1,573 | 1,819 | 3,122 | 1,453 | 1,669 | 270 | 120 | 150 |
| 75 | 724 | 330 | 394 | 665 | 308 | 357 | 59 | 22 | 37 |
| 76 | 274 | 142 | 132 | 247 | 125 | 122 | 27 | 17 | 10 |
| 77 | 186 | 101 | 85 | 175 | 95 | 80 | 11 | 6 | 5 |
| 78 | 427 | 172 | 255 | 399 | 162 | 237 | 28 | 10 | 18 |
| 79 | 210 | 108 | 102 | 195 | 102 | 93 | 15 | 6 | 9 |
| 75 - 79 | 1,821 | 853 | 968 | 1,681 | 792 | 889 | 140 | 61 | 79 |
| 80+ | 3,591 | 1,614 | 1,977 | 3,335 | 1,498 | 1,837 | 256 | 116 | 140 |

Table 1.4: Chamwino District Council: Total Population by Age in Single Years, Five Year Age Groups, Sex and Rural-Urban

| Age | Total | | | Rural | | | Urban | | |
|----------------|----------------|----------------|----------------|----------------|----------------|----------------|---------------|--------------|---------------|
| | Both Sexes | Male | Female | Both Sexes | Male | Female | Both Sexes | Male | Female |
| Total | 330,543 | 158,882 | 171,661 | 311,520 | 149,966 | 161,554 | 19,023 | 8,916 | 10,107 |
| 0 | 11,492 | 5,757 | 5,735 | 10,953 | 5,492 | 5,461 | 539 | 265 | 274 |
| 1 | 10,108 | 5,048 | 5,060 | 9,653 | 4,835 | 4,818 | 455 | 213 | 242 |
| 2 | 10,831 | 5,368 | 5,463 | 10,370 | 5,151 | 5,219 | 461 | 217 | 244 |
| 3 | 11,865 | 5,898 | 5,967 | 11,412 | 5,663 | 5,749 | 453 | 235 | 218 |
| 4 | 12,338 | 6,098 | 6,240 | 11,802 | 5,834 | 5,968 | 536 | 264 | 272 |
| 0 - 4 | 56,634 | 28,169 | 28,465 | 54,190 | 26,975 | 27,215 | 2,444 | 1,194 | 1,250 |
| 5 | 11,649 | 5,964 | 5,685 | 11,105 | 5,667 | 5,438 | 544 | 297 | 247 |
| 6 | 12,021 | 6,022 | 5,999 | 11,457 | 5,730 | 5,727 | 564 | 292 | 272 |
| 7 | 13,110 | 6,710 | 6,400 | 12,493 | 6,388 | 6,105 | 617 | 322 | 295 |
| 8 | 10,566 | 5,230 | 5,336 | 10,045 | 4,975 | 5,070 | 521 | 255 | 266 |
| 9 | 9,659 | 4,861 | 4,798 | 9,088 | 4,565 | 4,523 | 571 | 296 | 275 |
| 5 - 9 | 57,005 | 28,787 | 28,218 | 54,188 | 27,325 | 26,863 | 2,817 | 1,462 | 1,355 |
| 10 | 11,032 | 5,599 | 5,433 | 10,448 | 5,303 | 5,145 | 584 | 296 | 288 |
| 11 | 7,384 | 3,733 | 3,651 | 6,948 | 3,508 | 3,440 | 436 | 225 | 211 |
| 12 | 11,335 | 5,743 | 5,592 | 10,709 | 5,409 | 5,300 | 626 | 334 | 292 |
| 13 | 7,109 | 3,615 | 3,494 | 6,603 | 3,377 | 3,226 | 506 | 238 | 268 |
| 14 | 6,233 | 3,188 | 3,045 | 5,844 | 3,007 | 2,837 | 389 | 181 | 208 |
| 10 - 14 | 43,093 | 21,878 | 21,215 | 40,552 | 20,604 | 19,948 | 2,541 | 1,274 | 1,267 |
| 15 | 6,727 | 3,573 | 3,154 | 6,277 | 3,342 | 2,935 | 450 | 231 | 219 |
| 16 | 5,841 | 3,040 | 2,801 | 5,413 | 2,822 | 2,591 | 428 | 218 | 210 |
| 17 | 5,118 | 2,607 | 2,511 | 4,747 | 2,419 | 2,328 | 371 | 188 | 183 |
| 18 | 6,087 | 2,986 | 3,101 | 5,681 | 2,774 | 2,907 | 406 | 212 | 194 |
| 19 | 4,342 | 2,143 | 2,199 | 4,019 | 1,992 | 2,027 | 323 | 151 | 172 |
| 15 - 19 | 28,115 | 14,349 | 13,766 | 26,137 | 13,349 | 12,788 | 1,978 | 1,000 | 978 |
| 20 | 6,655 | 2,946 | 3,709 | 6,257 | 2,754 | 3,503 | 398 | 192 | 206 |
| 21 | 3,766 | 1,713 | 2,053 | 3,476 | 1,577 | 1,899 | 290 | 136 | 154 |
| 22 | 5,834 | 2,674 | 3,160 | 5,471 | 2,527 | 2,944 | 363 | 147 | 216 |
| 23 | 3,273 | 1,455 | 1,818 | 3,057 | 1,364 | 1,693 | 216 | 91 | 125 |
| 24 | 4,166 | 1,815 | 2,351 | 3,899 | 1,705 | 2,194 | 267 | 110 | 157 |
| 20 - 24 | 23,694 | 10,603 | 13,091 | 22,160 | 9,927 | 12,233 | 1,534 | 676 | 858 |
| 25 | 5,097 | 2,282 | 2,815 | 4,841 | 2,160 | 2,681 | 256 | 122 | 134 |
| 26 | 3,927 | 1,710 | 2,217 | 3,652 | 1,592 | 2,060 | 275 | 118 | 157 |
| 27 | 3,550 | 1,610 | 1,940 | 3,352 | 1,528 | 1,824 | 198 | 82 | 116 |
| 28 | 5,140 | 2,224 | 2,916 | 4,874 | 2,098 | 2,776 | 266 | 126 | 140 |
| 29 | 3,136 | 1,343 | 1,793 | 2,921 | 1,255 | 1,666 | 215 | 88 | 127 |
| 25 - 29 | 20,850 | 9,169 | 11,681 | 19,640 | 8,633 | 11,007 | 1,210 | 536 | 674 |
| 30 | 7,231 | 3,154 | 4,077 | 6,846 | 2,996 | 3,850 | 385 | 158 | 227 |
| 31 | 2,413 | 1,107 | 1,306 | 2,251 | 1,043 | 1,208 | 162 | 64 | 98 |
| 32 | 4,801 | 2,155 | 2,646 | 4,518 | 2,028 | 2,490 | 283 | 127 | 156 |
| 33 | 2,657 | 1,253 | 1,404 | 2,453 | 1,170 | 1,283 | 204 | 83 | 121 |
| 34 | 2,617 | 1,168 | 1,449 | 2,433 | 1,088 | 1,345 | 184 | 80 | 104 |
| 30 - 34 | 19,719 | 8,837 | 10,882 | 18,501 | 8,325 | 10,176 | 1,218 | 512 | 706 |
| 35 | 4,615 | 2,134 | 2,481 | 4,344 | 2,006 | 2,338 | 271 | 128 | 143 |
| 36 | 3,029 | 1,349 | 1,680 | 2,816 | 1,260 | 1,556 | 213 | 89 | 124 |
| 37 | 2,542 | 1,197 | 1,345 | 2,339 | 1,114 | 1,225 | 203 | 83 | 120 |
| 38 | 3,810 | 1,657 | 2,153 | 3,584 | 1,561 | 2,023 | 226 | 96 | 130 |
| 39 | 2,097 | 924 | 1,173 | 1,958 | 866 | 1,092 | 139 | 58 | 81 |
| 35 - 39 | 16,093 | 7,261 | 8,832 | 15,041 | 6,807 | 8,234 | 1,052 | 454 | 598 |

Table 1.4: Chamwino District Council: Total Population by Age in Single Years, Five Year Age Groups, Sex and Rural-Urban

| Age | Total | | | Rural | | | Urban | | |
|----------------|---------------|--------------|--------------|---------------|--------------|--------------|------------|------------|------------|
| | Both Sexes | Male | Female | Both Sexes | Male | Female | Both Sexes | Male | Female |
| 40 | 6,088 | 2,732 | 3,356 | 5,781 | 2,598 | 3,183 | 307 | 134 | 173 |
| 41 | 1,627 | 772 | 855 | 1,519 | 725 | 794 | 108 | 47 | 61 |
| 42 | 3,315 | 1,529 | 1,786 | 3,095 | 1,438 | 1,657 | 220 | 91 | 129 |
| 43 | 1,890 | 885 | 1,005 | 1,751 | 822 | 929 | 139 | 63 | 76 |
| 44 | 2,107 | 996 | 1,111 | 1,946 | 925 | 1,021 | 161 | 71 | 90 |
| 40 - 44 | 15,027 | 6,914 | 8,113 | 14,092 | 6,508 | 7,584 | 935 | 406 | 529 |
| 45 | 3,105 | 1,436 | 1,669 | 2,942 | 1,371 | 1,571 | 163 | 65 | 98 |
| 46 | 2,049 | 964 | 1,085 | 1,916 | 901 | 1,015 | 133 | 63 | 70 |
| 47 | 1,418 | 653 | 765 | 1,309 | 608 | 701 | 109 | 45 | 64 |
| 48 | 2,660 | 1,204 | 1,456 | 2,485 | 1,128 | 1,357 | 175 | 76 | 99 |
| 49 | 1,457 | 695 | 762 | 1,355 | 644 | 711 | 102 | 51 | 51 |
| 45 - 49 | 10,689 | 4,952 | 5,737 | 10,007 | 4,652 | 5,355 | 682 | 300 | 382 |
| 50 | 4,102 | 1,758 | 2,344 | 3,867 | 1,659 | 2,208 | 235 | 99 | 136 |
| 51 | 1,273 | 645 | 628 | 1,182 | 600 | 582 | 91 | 45 | 46 |
| 52 | 2,087 | 1,044 | 1,043 | 1,959 | 983 | 976 | 128 | 61 | 67 |
| 53 | 921 | 447 | 474 | 850 | 409 | 441 | 71 | 38 | 33 |
| 54 | 1,302 | 641 | 661 | 1,200 | 591 | 609 | 102 | 50 | 52 |
| 50 - 54 | 9,685 | 4,535 | 5,150 | 9,058 | 4,242 | 4,816 | 627 | 293 | 334 |
| 55 | 1,613 | 796 | 817 | 1,509 | 755 | 754 | 104 | 41 | 63 |
| 56 | 1,135 | 494 | 641 | 1,062 | 455 | 607 | 73 | 39 | 34 |
| 57 | 814 | 409 | 405 | 758 | 387 | 371 | 56 | 22 | 34 |
| 58 | 1,517 | 736 | 781 | 1,424 | 690 | 734 | 93 | 46 | 47 |
| 59 | 706 | 336 | 370 | 658 | 311 | 347 | 48 | 25 | 23 |
| 55 - 59 | 5,785 | 2,771 | 3,014 | 5,411 | 2,598 | 2,813 | 374 | 173 | 201 |
| 60 | 3,225 | 1,351 | 1,874 | 3,037 | 1,292 | 1,745 | 188 | 59 | 129 |
| 61 | 568 | 288 | 280 | 523 | 271 | 252 | 45 | 17 | 28 |
| 62 | 1,061 | 501 | 560 | 971 | 463 | 508 | 90 | 38 | 52 |
| 63 | 600 | 278 | 322 | 548 | 253 | 295 | 52 | 25 | 27 |
| 64 | 667 | 311 | 356 | 616 | 293 | 323 | 51 | 18 | 33 |
| 60 - 64 | 6,121 | 2,729 | 3,392 | 5,695 | 2,572 | 3,123 | 426 | 157 | 269 |
| 65 | 1,534 | 662 | 872 | 1,434 | 627 | 807 | 100 | 35 | 65 |
| 66 | 823 | 414 | 409 | 741 | 374 | 367 | 82 | 40 | 42 |
| 67 | 782 | 397 | 385 | 716 | 367 | 349 | 66 | 30 | 36 |
| 68 | 1,044 | 419 | 625 | 987 | 395 | 592 | 57 | 24 | 33 |
| 69 | 409 | 192 | 217 | 382 | 179 | 203 | 27 | 13 | 14 |
| 65 - 69 | 4,592 | 2,084 | 2,508 | 4,260 | 1,942 | 2,318 | 332 | 142 | 190 |
| 70 | 2,872 | 1,241 | 1,631 | 2,706 | 1,189 | 1,517 | 166 | 52 | 114 |
| 71 | 324 | 164 | 160 | 285 | 149 | 136 | 39 | 15 | 24 |
| 72 | 826 | 364 | 462 | 783 | 346 | 437 | 43 | 18 | 25 |
| 73 | 391 | 186 | 205 | 354 | 166 | 188 | 37 | 20 | 17 |
| 74 | 396 | 189 | 207 | 365 | 176 | 189 | 31 | 13 | 18 |
| 70 - 74 | 4,809 | 2,144 | 2,665 | 4,493 | 2,026 | 2,467 | 316 | 118 | 198 |
| 75 | 1,067 | 475 | 592 | 986 | 442 | 544 | 81 | 33 | 48 |
| 76 | 490 | 219 | 271 | 457 | 206 | 251 | 33 | 13 | 20 |
| 77 | 277 | 146 | 131 | 253 | 132 | 121 | 24 | 14 | 10 |
| 78 | 787 | 365 | 422 | 740 | 346 | 394 | 47 | 19 | 28 |
| 79 | 329 | 144 | 185 | 308 | 135 | 173 | 21 | 9 | 12 |
| 75 - 79 | 2,950 | 1,349 | 1,601 | 2,744 | 1,261 | 1,483 | 206 | 88 | 118 |
| 80+ | 5,682 | 2,351 | 3,331 | 5,351 | 2,220 | 3,131 | 331 | 131 | 200 |

Table 1.5: Dodoma Municipal Council: Total Population by Age in Single Years, Five Year Age Groups, Sex and Rural-Urban

| Age | Total | | | Rural | | | Urban | | |
|----------------|----------------|----------------|----------------|----------------|---------------|----------------|----------------|----------------|----------------|
| | Both Sexes | Male | Female | Both Sexes | Male | Female | Both Sexes | Male | Female |
| Total | 410,956 | 199,487 | 211,469 | 197,320 | 96,064 | 101,256 | 213,636 | 103,423 | 110,213 |
| 0 | 11,609 | 5,808 | 5,801 | 5,917 | 2,966 | 2,951 | 5,692 | 2,842 | 2,850 |
| 1 | 9,714 | 4,909 | 4,805 | 5,101 | 2,581 | 2,520 | 4,613 | 2,328 | 2,285 |
| 2 | 10,633 | 5,268 | 5,365 | 5,984 | 2,959 | 3,025 | 4,649 | 2,309 | 2,340 |
| 3 | 10,740 | 5,363 | 5,377 | 5,984 | 2,932 | 3,052 | 4,756 | 2,431 | 2,325 |
| 4 | 10,735 | 5,426 | 5,309 | 6,048 | 3,045 | 3,003 | 4,687 | 2,381 | 2,306 |
| 0 - 4 | 53,431 | 26,774 | 26,657 | 29,034 | 14,483 | 14,551 | 24,397 | 12,291 | 12,106 |
| 5 | 10,681 | 5,411 | 5,270 | 5,936 | 2,986 | 2,950 | 4,745 | 2,425 | 2,320 |
| 6 | 11,564 | 5,754 | 5,810 | 6,780 | 3,358 | 3,422 | 4,784 | 2,396 | 2,388 |
| 7 | 11,699 | 5,891 | 5,808 | 6,637 | 3,371 | 3,266 | 5,062 | 2,520 | 2,542 |
| 8 | 9,704 | 4,840 | 4,864 | 5,393 | 2,728 | 2,665 | 4,311 | 2,112 | 2,199 |
| 9 | 9,569 | 4,744 | 4,825 | 5,302 | 2,653 | 2,649 | 4,267 | 2,091 | 2,176 |
| 5 - 9 | 53,217 | 26,640 | 26,577 | 30,048 | 15,096 | 14,952 | 23,169 | 11,544 | 11,625 |
| 10 | 10,644 | 5,265 | 5,379 | 5,838 | 2,936 | 2,902 | 4,806 | 2,329 | 2,477 |
| 11 | 8,269 | 4,006 | 4,263 | 4,427 | 2,154 | 2,273 | 3,842 | 1,852 | 1,990 |
| 12 | 11,860 | 5,851 | 6,009 | 6,155 | 3,123 | 3,032 | 5,705 | 2,728 | 2,977 |
| 13 | 8,521 | 4,124 | 4,397 | 4,034 | 2,015 | 2,019 | 4,487 | 2,109 | 2,378 |
| 14 | 8,531 | 4,092 | 4,439 | 3,917 | 2,004 | 1,913 | 4,614 | 2,088 | 2,526 |
| 10 - 14 | 47,825 | 23,338 | 24,487 | 24,371 | 12,232 | 12,139 | 23,454 | 11,106 | 12,348 |
| 15 | 9,121 | 4,355 | 4,766 | 4,140 | 2,170 | 1,970 | 4,981 | 2,185 | 2,796 |
| 16 | 9,238 | 4,347 | 4,891 | 3,698 | 1,947 | 1,751 | 5,540 | 2,400 | 3,140 |
| 17 | 8,913 | 4,295 | 4,618 | 3,412 | 1,823 | 1,589 | 5,501 | 2,472 | 3,029 |
| 18 | 10,513 | 5,040 | 5,473 | 3,915 | 1,971 | 1,944 | 6,598 | 3,069 | 3,529 |
| 19 | 8,640 | 3,892 | 4,748 | 3,138 | 1,463 | 1,675 | 5,502 | 2,429 | 3,073 |
| 15 - 19 | 46,425 | 21,929 | 24,496 | 18,303 | 9,374 | 8,929 | 28,122 | 12,555 | 15,567 |
| 20 | 11,459 | 5,267 | 6,192 | 4,454 | 2,098 | 2,356 | 7,005 | 3,169 | 3,836 |
| 21 | 7,701 | 3,741 | 3,960 | 3,039 | 1,537 | 1,502 | 4,662 | 2,204 | 2,458 |
| 22 | 10,945 | 5,286 | 5,659 | 4,550 | 2,299 | 2,251 | 6,395 | 2,987 | 3,408 |
| 23 | 7,444 | 3,737 | 3,707 | 3,146 | 1,734 | 1,412 | 4,298 | 2,003 | 2,295 |
| 24 | 7,991 | 3,912 | 4,079 | 3,292 | 1,699 | 1,593 | 4,699 | 2,213 | 2,486 |
| 20 - 24 | 45,540 | 21,943 | 23,597 | 18,481 | 9,367 | 9,114 | 27,059 | 12,576 | 14,483 |
| 25 | 8,356 | 4,073 | 4,283 | 3,272 | 1,584 | 1,688 | 5,084 | 2,489 | 2,595 |
| 26 | 6,983 | 3,196 | 3,787 | 2,772 | 1,278 | 1,494 | 4,211 | 1,918 | 2,293 |
| 27 | 6,218 | 2,950 | 3,268 | 2,407 | 1,126 | 1,281 | 3,811 | 1,824 | 1,987 |
| 28 | 8,201 | 3,823 | 4,378 | 3,240 | 1,436 | 1,804 | 4,961 | 2,387 | 2,574 |
| 29 | 5,026 | 2,292 | 2,734 | 2,023 | 909 | 1,114 | 3,003 | 1,383 | 1,620 |
| 25 - 29 | 34,784 | 16,334 | 18,450 | 13,714 | 6,333 | 7,381 | 21,070 | 10,001 | 11,069 |
| 30 | 9,546 | 4,411 | 5,135 | 4,125 | 1,802 | 2,323 | 5,421 | 2,609 | 2,812 |
| 31 | 3,731 | 1,818 | 1,913 | 1,573 | 737 | 836 | 2,158 | 1,081 | 1,077 |
| 32 | 7,200 | 3,421 | 3,779 | 3,080 | 1,419 | 1,661 | 4,120 | 2,002 | 2,118 |
| 33 | 4,193 | 1,991 | 2,202 | 1,753 | 833 | 920 | 2,440 | 1,158 | 1,282 |
| 34 | 4,093 | 1,954 | 2,139 | 1,711 | 770 | 941 | 2,382 | 1,184 | 1,198 |
| 30 - 34 | 28,763 | 13,595 | 15,168 | 12,242 | 5,561 | 6,681 | 16,521 | 8,034 | 8,487 |
| 35 | 6,661 | 3,275 | 3,386 | 2,998 | 1,378 | 1,620 | 3,663 | 1,897 | 1,766 |
| 36 | 4,237 | 2,090 | 2,147 | 1,897 | 909 | 988 | 2,340 | 1,181 | 1,159 |
| 37 | 3,937 | 1,940 | 1,997 | 1,639 | 793 | 846 | 2,298 | 1,147 | 1,151 |
| 38 | 4,895 | 2,307 | 2,588 | 2,205 | 1,041 | 1,164 | 2,690 | 1,266 | 1,424 |
| 39 | 3,030 | 1,380 | 1,650 | 1,302 | 582 | 720 | 1,728 | 798 | 930 |
| 35 - 39 | 22,760 | 10,992 | 11,768 | 10,041 | 4,703 | 5,338 | 12,719 | 6,289 | 6,430 |

Table 1.5: Dodoma Municipal Council: Total Population by Age in Single Years, Five Year Age Groups, Sex and Rural-Urban

| Age | Total | | | Rural | | | Urban | | |
|----------------|---------------|--------------|--------------|--------------|--------------|--------------|--------------|--------------|--------------|
| | Both Sexes | Male | Female | Both Sexes | Male | Female | Both Sexes | Male | Female |
| 40 | 7,054 | 3,412 | 3,642 | 3,443 | 1,575 | 1,868 | 3,611 | 1,837 | 1,774 |
| 41 | 2,104 | 1,058 | 1,046 | 999 | 488 | 511 | 1,105 | 570 | 535 |
| 42 | 4,286 | 2,114 | 2,172 | 1,979 | 934 | 1,045 | 2,307 | 1,180 | 1,127 |
| 43 | 2,641 | 1,254 | 1,387 | 1,290 | 592 | 698 | 1,351 | 662 | 689 |
| 44 | 2,804 | 1,354 | 1,450 | 1,403 | 658 | 745 | 1,401 | 696 | 705 |
| 40 - 44 | 18,889 | 9,192 | 9,697 | 9,114 | 4,247 | 4,867 | 9,775 | 4,945 | 4,830 |
| 45 | 4,061 | 2,005 | 2,056 | 1,908 | 904 | 1,004 | 2,153 | 1,101 | 1,052 |
| 46 | 2,731 | 1,404 | 1,327 | 1,365 | 668 | 697 | 1,366 | 736 | 630 |
| 47 | 2,056 | 1,053 | 1,003 | 963 | 491 | 472 | 1,093 | 562 | 531 |
| 48 | 3,532 | 1,663 | 1,869 | 1,760 | 814 | 946 | 1,772 | 849 | 923 |
| 49 | 1,986 | 947 | 1,039 | 901 | 432 | 469 | 1,085 | 515 | 570 |
| 45 - 49 | 14,366 | 7,072 | 7,294 | 6,897 | 3,309 | 3,588 | 7,469 | 3,763 | 3,706 |
| 50 | 4,579 | 2,143 | 2,436 | 2,340 | 1,013 | 1,327 | 2,239 | 1,130 | 1,109 |
| 51 | 1,894 | 1,023 | 871 | 962 | 497 | 465 | 932 | 526 | 406 |
| 52 | 2,781 | 1,390 | 1,391 | 1,400 | 651 | 749 | 1,381 | 739 | 642 |
| 53 | 1,488 | 773 | 715 | 703 | 348 | 355 | 785 | 425 | 360 |
| 54 | 1,956 | 1,046 | 910 | 936 | 483 | 453 | 1,020 | 563 | 457 |
| 50 - 54 | 12,698 | 6,375 | 6,323 | 6,341 | 2,992 | 3,349 | 6,357 | 3,383 | 2,974 |
| 55 | 2,151 | 1,108 | 1,043 | 1,118 | 520 | 598 | 1,033 | 588 | 445 |
| 56 | 1,662 | 859 | 803 | 812 | 397 | 415 | 850 | 462 | 388 |
| 57 | 1,169 | 593 | 576 | 536 | 270 | 266 | 633 | 323 | 310 |
| 58 | 1,838 | 984 | 854 | 928 | 475 | 453 | 910 | 509 | 401 |
| 59 | 934 | 466 | 468 | 450 | 215 | 235 | 484 | 251 | 233 |
| 55 - 59 | 7,754 | 4,010 | 3,744 | 3,844 | 1,877 | 1,967 | 3,910 | 2,133 | 1,777 |
| 60 | 3,323 | 1,529 | 1,794 | 1,853 | 790 | 1,063 | 1,470 | 739 | 731 |
| 61 | 697 | 358 | 339 | 352 | 169 | 183 | 345 | 189 | 156 |
| 62 | 1,484 | 793 | 691 | 787 | 380 | 407 | 697 | 413 | 284 |
| 63 | 827 | 436 | 391 | 412 | 199 | 213 | 415 | 237 | 178 |
| 64 | 861 | 470 | 391 | 428 | 222 | 206 | 433 | 248 | 185 |
| 60 - 64 | 7,192 | 3,586 | 3,606 | 3,832 | 1,760 | 2,072 | 3,360 | 1,826 | 1,534 |
| 65 | 1,706 | 755 | 951 | 1,006 | 414 | 592 | 700 | 341 | 359 |
| 66 | 964 | 501 | 463 | 623 | 304 | 319 | 341 | 197 | 144 |
| 67 | 848 | 439 | 409 | 481 | 234 | 247 | 367 | 205 | 162 |
| 68 | 1,046 | 484 | 562 | 660 | 281 | 379 | 386 | 203 | 183 |
| 69 | 429 | 204 | 225 | 247 | 98 | 149 | 182 | 106 | 76 |
| 65 - 69 | 4,993 | 2,383 | 2,610 | 3,017 | 1,331 | 1,686 | 1,976 | 1,052 | 924 |
| 70 | 2,541 | 1,065 | 1,476 | 1,609 | 643 | 966 | 932 | 422 | 510 |
| 71 | 334 | 175 | 159 | 206 | 105 | 101 | 128 | 70 | 58 |
| 72 | 916 | 415 | 501 | 575 | 246 | 329 | 341 | 169 | 172 |
| 73 | 430 | 200 | 230 | 236 | 100 | 136 | 194 | 100 | 94 |
| 74 | 392 | 196 | 196 | 234 | 110 | 124 | 158 | 86 | 72 |
| 70 - 74 | 4,613 | 2,051 | 2,562 | 2,860 | 1,204 | 1,656 | 1,753 | 847 | 906 |
| 75 | 1,062 | 469 | 593 | 669 | 296 | 373 | 393 | 173 | 220 |
| 76 | 510 | 226 | 284 | 328 | 132 | 196 | 182 | 94 | 88 |
| 77 | 332 | 175 | 157 | 224 | 115 | 109 | 108 | 60 | 48 |
| 78 | 640 | 294 | 346 | 451 | 213 | 238 | 189 | 81 | 108 |
| 79 | 337 | 160 | 177 | 222 | 107 | 115 | 115 | 53 | 62 |
| 75 - 79 | 2,881 | 1,324 | 1,557 | 1,894 | 863 | 1,031 | 987 | 461 | 526 |
| 80+ | 4,825 | 1,949 | 2,876 | 3,287 | 1,332 | 1,955 | 1,538 | 617 | 921 |

Table 1.6: Bahi District Council: Total Population by Age in Single Years, Five Year Age Groups, Sex and Rural-Urban

| Age | Total | | | Rural | | | Urban | | |
|----------------|----------------|----------------|----------------|----------------|----------------|----------------|------------|----------|----------|
| | Both Sexes | Male | Female | Both Sexes | Male | Female | Both Sexes | Male | Female |
| Total | 221,645 | 105,975 | 115,670 | 221,645 | 105,975 | 115,670 | 0 | 0 | 0 |
| 0 | 7,710 | 3,817 | 3,893 | 7,710 | 3,817 | 3,893 | 0 | 0 | 0 |
| 1 | 6,959 | 3,567 | 3,392 | 6,959 | 3,567 | 3,392 | 0 | 0 | 0 |
| 2 | 7,846 | 3,920 | 3,926 | 7,846 | 3,920 | 3,926 | 0 | 0 | 0 |
| 3 | 8,282 | 4,187 | 4,095 | 8,282 | 4,187 | 4,095 | 0 | 0 | 0 |
| 4 | 8,535 | 4,213 | 4,322 | 8,535 | 4,213 | 4,322 | 0 | 0 | 0 |
| 0 - 4 | 39,332 | 19,704 | 19,628 | 39,332 | 19,704 | 19,628 | 0 | 0 | 0 |
| 5 | 8,246 | 4,197 | 4,049 | 8,246 | 4,197 | 4,049 | 0 | 0 | 0 |
| 6 | 8,161 | 4,121 | 4,040 | 8,161 | 4,121 | 4,040 | 0 | 0 | 0 |
| 7 | 8,496 | 4,302 | 4,194 | 8,496 | 4,302 | 4,194 | 0 | 0 | 0 |
| 8 | 7,050 | 3,466 | 3,584 | 7,050 | 3,466 | 3,584 | 0 | 0 | 0 |
| 9 | 6,080 | 3,033 | 3,047 | 6,080 | 3,033 | 3,047 | 0 | 0 | 0 |
| 5 - 9 | 38,033 | 19,119 | 18,914 | 38,033 | 19,119 | 18,914 | 0 | 0 | 0 |
| 10 | 7,153 | 3,605 | 3,548 | 7,153 | 3,605 | 3,548 | 0 | 0 | 0 |
| 11 | 4,861 | 2,449 | 2,412 | 4,861 | 2,449 | 2,412 | 0 | 0 | 0 |
| 12 | 7,304 | 3,760 | 3,544 | 7,304 | 3,760 | 3,544 | 0 | 0 | 0 |
| 13 | 4,238 | 2,203 | 2,035 | 4,238 | 2,203 | 2,035 | 0 | 0 | 0 |
| 14 | 4,192 | 2,154 | 2,038 | 4,192 | 2,154 | 2,038 | 0 | 0 | 0 |
| 10 - 14 | 27,748 | 14,171 | 13,577 | 27,748 | 14,171 | 13,577 | 0 | 0 | 0 |
| 15 | 4,395 | 2,368 | 2,027 | 4,395 | 2,368 | 2,027 | 0 | 0 | 0 |
| 16 | 3,644 | 1,922 | 1,722 | 3,644 | 1,922 | 1,722 | 0 | 0 | 0 |
| 17 | 3,178 | 1,713 | 1,465 | 3,178 | 1,713 | 1,465 | 0 | 0 | 0 |
| 18 | 4,233 | 1,994 | 2,239 | 4,233 | 1,994 | 2,239 | 0 | 0 | 0 |
| 19 | 2,859 | 1,356 | 1,503 | 2,859 | 1,356 | 1,503 | 0 | 0 | 0 |
| 15 - 19 | 18,309 | 9,353 | 8,956 | 18,309 | 9,353 | 8,956 | 0 | 0 | 0 |
| 20 | 4,659 | 2,001 | 2,658 | 4,659 | 2,001 | 2,658 | 0 | 0 | 0 |
| 21 | 2,423 | 1,094 | 1,329 | 2,423 | 1,094 | 1,329 | 0 | 0 | 0 |
| 22 | 3,699 | 1,659 | 2,040 | 3,699 | 1,659 | 2,040 | 0 | 0 | 0 |
| 23 | 2,171 | 1,000 | 1,171 | 2,171 | 1,000 | 1,171 | 0 | 0 | 0 |
| 24 | 2,461 | 1,062 | 1,399 | 2,461 | 1,062 | 1,399 | 0 | 0 | 0 |
| 20 - 24 | 15,413 | 6,816 | 8,597 | 15,413 | 6,816 | 8,597 | 0 | 0 | 0 |
| 25 | 3,489 | 1,510 | 1,979 | 3,489 | 1,510 | 1,979 | 0 | 0 | 0 |
| 26 | 2,628 | 1,128 | 1,500 | 2,628 | 1,128 | 1,500 | 0 | 0 | 0 |
| 27 | 2,579 | 1,184 | 1,395 | 2,579 | 1,184 | 1,395 | 0 | 0 | 0 |
| 28 | 3,601 | 1,486 | 2,115 | 3,601 | 1,486 | 2,115 | 0 | 0 | 0 |
| 29 | 2,105 | 901 | 1,204 | 2,105 | 901 | 1,204 | 0 | 0 | 0 |
| 25 - 29 | 14,402 | 6,209 | 8,193 | 14,402 | 6,209 | 8,193 | 0 | 0 | 0 |
| 30 | 4,911 | 2,100 | 2,811 | 4,911 | 2,100 | 2,811 | 0 | 0 | 0 |
| 31 | 1,532 | 681 | 851 | 1,532 | 681 | 851 | 0 | 0 | 0 |
| 32 | 3,131 | 1,351 | 1,780 | 3,131 | 1,351 | 1,780 | 0 | 0 | 0 |
| 33 | 1,644 | 770 | 874 | 1,644 | 770 | 874 | 0 | 0 | 0 |
| 34 | 1,661 | 768 | 893 | 1,661 | 768 | 893 | 0 | 0 | 0 |
| 30 - 34 | 12,879 | 5,670 | 7,209 | 12,879 | 5,670 | 7,209 | 0 | 0 | 0 |
| 35 | 3,230 | 1,519 | 1,711 | 3,230 | 1,519 | 1,711 | 0 | 0 | 0 |
| 36 | 1,845 | 869 | 976 | 1,845 | 869 | 976 | 0 | 0 | 0 |
| 37 | 1,684 | 790 | 894 | 1,684 | 790 | 894 | 0 | 0 | 0 |
| 38 | 2,388 | 1,040 | 1,348 | 2,388 | 1,040 | 1,348 | 0 | 0 | 0 |
| 39 | 1,435 | 647 | 788 | 1,435 | 647 | 788 | 0 | 0 | 0 |
| 35 - 39 | 10,582 | 4,865 | 5,717 | 10,582 | 4,865 | 5,717 | 0 | 0 | 0 |

Table 1.6: Bahi District Council: Total Population by Age in Single Years, Five Year Age Groups, Sex and Rural-Urban

| Age | Total | | | Rural | | | Urban | | |
|----------------|--------------|--------------|--------------|--------------|--------------|--------------|------------|----------|----------|
| | Both Sexes | Male | Female | Both Sexes | Male | Female | Both Sexes | Male | Female |
| 40 | 4,031 | 1,706 | 2,325 | 4,031 | 1,706 | 2,325 | 0 | 0 | 0 |
| 41 | 1,010 | 474 | 536 | 1,010 | 474 | 536 | 0 | 0 | 0 |
| 42 | 2,134 | 1,020 | 1,114 | 2,134 | 1,020 | 1,114 | 0 | 0 | 0 |
| 43 | 1,144 | 555 | 589 | 1,144 | 555 | 589 | 0 | 0 | 0 |
| 44 | 1,196 | 595 | 601 | 1,196 | 595 | 601 | 0 | 0 | 0 |
| 40 - 44 | 9,515 | 4,350 | 5,165 | 9,515 | 4,350 | 5,165 | 0 | 0 | 0 |
| 45 | 2,134 | 987 | 1,147 | 2,134 | 987 | 1,147 | 0 | 0 | 0 |
| 46 | 1,211 | 552 | 659 | 1,211 | 552 | 659 | 0 | 0 | 0 |
| 47 | 892 | 392 | 500 | 892 | 392 | 500 | 0 | 0 | 0 |
| 48 | 1,750 | 769 | 981 | 1,750 | 769 | 981 | 0 | 0 | 0 |
| 49 | 878 | 399 | 479 | 878 | 399 | 479 | 0 | 0 | 0 |
| 45 - 49 | 6,865 | 3,099 | 3,766 | 6,865 | 3,099 | 3,766 | 0 | 0 | 0 |
| 50 | 2,863 | 1,182 | 1,681 | 2,863 | 1,182 | 1,681 | 0 | 0 | 0 |
| 51 | 976 | 488 | 488 | 976 | 488 | 488 | 0 | 0 | 0 |
| 52 | 1,371 | 671 | 700 | 1,371 | 671 | 700 | 0 | 0 | 0 |
| 53 | 660 | 348 | 312 | 660 | 348 | 312 | 0 | 0 | 0 |
| 54 | 845 | 426 | 419 | 845 | 426 | 419 | 0 | 0 | 0 |
| 50 - 54 | 6,715 | 3,115 | 3,600 | 6,715 | 3,115 | 3,600 | 0 | 0 | 0 |
| 55 | 1,220 | 561 | 659 | 1,220 | 561 | 659 | 0 | 0 | 0 |
| 56 | 805 | 374 | 431 | 805 | 374 | 431 | 0 | 0 | 0 |
| 57 | 566 | 276 | 290 | 566 | 276 | 290 | 0 | 0 | 0 |
| 58 | 983 | 478 | 505 | 983 | 478 | 505 | 0 | 0 | 0 |
| 59 | 485 | 229 | 256 | 485 | 229 | 256 | 0 | 0 | 0 |
| 55 - 59 | 4,059 | 1,918 | 2,141 | 4,059 | 1,918 | 2,141 | 0 | 0 | 0 |
| 60 | 2,157 | 910 | 1,247 | 2,157 | 910 | 1,247 | 0 | 0 | 0 |
| 61 | 432 | 208 | 224 | 432 | 208 | 224 | 0 | 0 | 0 |
| 62 | 774 | 343 | 431 | 774 | 343 | 431 | 0 | 0 | 0 |
| 63 | 489 | 214 | 275 | 489 | 214 | 275 | 0 | 0 | 0 |
| 64 | 443 | 227 | 216 | 443 | 227 | 216 | 0 | 0 | 0 |
| 60 - 64 | 4,295 | 1,902 | 2,393 | 4,295 | 1,902 | 2,393 | 0 | 0 | 0 |
| 65 | 1,136 | 514 | 622 | 1,136 | 514 | 622 | 0 | 0 | 0 |
| 66 | 570 | 276 | 294 | 570 | 276 | 294 | 0 | 0 | 0 |
| 67 | 518 | 251 | 267 | 518 | 251 | 267 | 0 | 0 | 0 |
| 68 | 768 | 304 | 464 | 768 | 304 | 464 | 0 | 0 | 0 |
| 69 | 339 | 140 | 199 | 339 | 140 | 199 | 0 | 0 | 0 |
| 65 - 69 | 3,331 | 1,485 | 1,846 | 3,331 | 1,485 | 1,846 | 0 | 0 | 0 |
| 70 | 1,964 | 822 | 1,142 | 1,964 | 822 | 1,142 | 0 | 0 | 0 |
| 71 | 282 | 122 | 160 | 282 | 122 | 160 | 0 | 0 | 0 |
| 72 | 723 | 321 | 402 | 723 | 321 | 402 | 0 | 0 | 0 |
| 73 | 338 | 144 | 194 | 338 | 144 | 194 | 0 | 0 | 0 |
| 74 | 229 | 111 | 118 | 229 | 111 | 118 | 0 | 0 | 0 |
| 70 - 74 | 3,536 | 1,520 | 2,016 | 3,536 | 1,520 | 2,016 | 0 | 0 | 0 |
| 75 | 822 | 342 | 480 | 822 | 342 | 480 | 0 | 0 | 0 |
| 76 | 348 | 157 | 191 | 348 | 157 | 191 | 0 | 0 | 0 |
| 77 | 239 | 116 | 123 | 239 | 116 | 123 | 0 | 0 | 0 |
| 78 | 595 | 245 | 350 | 595 | 245 | 350 | 0 | 0 | 0 |
| 79 | 271 | 116 | 155 | 271 | 116 | 155 | 0 | 0 | 0 |
| 75 - 79 | 2,275 | 976 | 1,299 | 2,275 | 976 | 1,299 | 0 | 0 | 0 |
| 80+ | 4,356 | 1,703 | 2,653 | 4,356 | 1,703 | 2,653 | 0 | 0 | 0 |

Table 1.7: Chemba District Council: Total Population by Age in Single Years, Five Year Age Groups, Sex and Rural-Urban

| Age | Total | | | Rural | | | Urban | | |
|----------------|----------------|----------------|----------------|----------------|----------------|----------------|--------------|--------------|--------------|
| | Both Sexes | Male | Female | Both Sexes | Male | Female | Both Sexes | Male | Female |
| Total | 235,711 | 117,585 | 118,126 | 231,172 | 115,343 | 115,829 | 4,539 | 2,242 | 2,297 |
| 0 | 7,676 | 3,833 | 3,843 | 7,561 | 3,774 | 3,787 | 115 | 59 | 56 |
| 1 | 7,078 | 3,568 | 3,510 | 6,947 | 3,507 | 3,440 | 131 | 61 | 70 |
| 2 | 7,825 | 3,936 | 3,889 | 7,691 | 3,870 | 3,821 | 134 | 66 | 68 |
| 3 | 8,508 | 4,283 | 4,225 | 8,354 | 4,206 | 4,148 | 154 | 77 | 77 |
| 4 | 8,692 | 4,370 | 4,322 | 8,550 | 4,286 | 4,264 | 142 | 84 | 58 |
| 0 - 4 | 39,779 | 19,990 | 19,789 | 39,103 | 19,643 | 19,460 | 676 | 347 | 329 |
| 5 | 8,578 | 4,480 | 4,098 | 8,456 | 4,426 | 4,030 | 122 | 54 | 68 |
| 6 | 8,856 | 4,487 | 4,369 | 8,711 | 4,415 | 4,296 | 145 | 72 | 73 |
| 7 | 8,904 | 4,534 | 4,370 | 8,743 | 4,455 | 4,288 | 161 | 79 | 82 |
| 8 | 7,935 | 3,983 | 3,952 | 7,812 | 3,914 | 3,898 | 123 | 69 | 54 |
| 9 | 6,590 | 3,440 | 3,150 | 6,452 | 3,382 | 3,070 | 138 | 58 | 80 |
| 5 - 9 | 40,863 | 20,924 | 19,939 | 40,174 | 20,592 | 19,582 | 689 | 332 | 357 |
| 10 | 8,221 | 4,172 | 4,049 | 8,069 | 4,095 | 3,974 | 152 | 77 | 75 |
| 11 | 5,006 | 2,533 | 2,473 | 4,917 | 2,492 | 2,425 | 89 | 41 | 48 |
| 12 | 8,248 | 4,312 | 3,936 | 8,101 | 4,240 | 3,861 | 147 | 72 | 75 |
| 13 | 5,293 | 2,712 | 2,581 | 5,190 | 2,653 | 2,537 | 103 | 59 | 44 |
| 14 | 5,615 | 2,903 | 2,712 | 5,517 | 2,845 | 2,672 | 98 | 58 | 40 |
| 10 - 14 | 32,383 | 16,632 | 15,751 | 31,794 | 16,325 | 15,469 | 589 | 307 | 282 |
| 15 | 5,374 | 2,930 | 2,444 | 5,262 | 2,872 | 2,390 | 112 | 58 | 54 |
| 16 | 4,128 | 2,309 | 1,819 | 4,049 | 2,268 | 1,781 | 79 | 41 | 38 |
| 17 | 3,436 | 2,009 | 1,427 | 3,374 | 1,978 | 1,396 | 62 | 31 | 31 |
| 18 | 4,988 | 2,712 | 2,276 | 4,888 | 2,671 | 2,217 | 100 | 41 | 59 |
| 19 | 2,916 | 1,544 | 1,372 | 2,863 | 1,517 | 1,346 | 53 | 27 | 26 |
| 15 - 19 | 20,842 | 11,504 | 9,338 | 20,436 | 11,306 | 9,130 | 406 | 198 | 208 |
| 20 | 5,596 | 2,574 | 3,022 | 5,468 | 2,513 | 2,955 | 128 | 61 | 67 |
| 21 | 2,310 | 1,115 | 1,195 | 2,258 | 1,086 | 1,172 | 52 | 29 | 23 |
| 22 | 3,648 | 1,672 | 1,976 | 3,544 | 1,633 | 1,911 | 104 | 39 | 65 |
| 23 | 2,211 | 1,014 | 1,197 | 2,162 | 993 | 1,169 | 49 | 21 | 28 |
| 24 | 2,509 | 1,192 | 1,317 | 2,454 | 1,169 | 1,285 | 55 | 23 | 32 |
| 20 - 24 | 16,274 | 7,567 | 8,707 | 15,886 | 7,394 | 8,492 | 388 | 173 | 215 |
| 25 | 4,974 | 2,227 | 2,747 | 4,852 | 2,167 | 2,685 | 122 | 60 | 62 |
| 26 | 2,505 | 1,114 | 1,391 | 2,427 | 1,083 | 1,344 | 78 | 31 | 47 |
| 27 | 2,310 | 1,060 | 1,250 | 2,256 | 1,043 | 1,213 | 54 | 17 | 37 |
| 28 | 3,755 | 1,654 | 2,101 | 3,680 | 1,622 | 2,058 | 75 | 32 | 43 |
| 29 | 1,812 | 752 | 1,060 | 1,766 | 732 | 1,034 | 46 | 20 | 26 |
| 25 - 29 | 15,356 | 6,807 | 8,549 | 14,981 | 6,647 | 8,334 | 375 | 160 | 215 |
| 30 | 6,138 | 2,718 | 3,420 | 5,996 | 2,654 | 3,342 | 142 | 64 | 78 |
| 31 | 1,345 | 645 | 700 | 1,313 | 629 | 684 | 32 | 16 | 16 |
| 32 | 3,027 | 1,435 | 1,592 | 2,950 | 1,391 | 1,559 | 77 | 44 | 33 |
| 33 | 1,551 | 750 | 801 | 1,500 | 728 | 772 | 51 | 22 | 29 |
| 34 | 1,443 | 676 | 767 | 1,404 | 655 | 749 | 39 | 21 | 18 |
| 30 - 34 | 13,504 | 6,224 | 7,280 | 13,163 | 6,057 | 7,106 | 341 | 167 | 174 |
| 35 | 4,317 | 2,045 | 2,272 | 4,231 | 1,995 | 2,236 | 86 | 50 | 36 |
| 36 | 1,772 | 841 | 931 | 1,719 | 814 | 905 | 53 | 27 | 26 |
| 37 | 1,522 | 744 | 778 | 1,488 | 726 | 762 | 34 | 18 | 16 |
| 38 | 2,753 | 1,285 | 1,468 | 2,690 | 1,249 | 1,441 | 63 | 36 | 27 |
| 39 | 1,362 | 642 | 720 | 1,333 | 627 | 706 | 29 | 15 | 14 |
| 35 - 39 | 11,726 | 5,557 | 6,169 | 11,461 | 5,411 | 6,050 | 265 | 146 | 119 |

Table 1.7: Chemba District Council: Total Population by Age in Single Years, Five Year Age Groups, Sex and Rural-Urban

| Age | Total | | | Rural | | | Urban | | |
|----------------|--------------|--------------|--------------|--------------|--------------|--------------|------------|------------|-----------|
| | Both Sexes | Male | Female | Both Sexes | Male | Female | Both Sexes | Male | Female |
| 40 | 4,861 | 2,300 | 2,561 | 4,769 | 2,253 | 2,516 | 92 | 47 | 45 |
| 41 | 879 | 462 | 417 | 861 | 454 | 407 | 18 | 8 | 10 |
| 42 | 1,990 | 1,019 | 971 | 1,944 | 989 | 955 | 46 | 30 | 16 |
| 43 | 1,031 | 540 | 491 | 1,009 | 526 | 483 | 22 | 14 | 8 |
| 44 | 1,058 | 563 | 495 | 1,035 | 549 | 486 | 23 | 14 | 9 |
| 40 - 44 | 9,819 | 4,884 | 4,935 | 9,618 | 4,771 | 4,847 | 201 | 113 | 88 |
| 45 | 2,938 | 1,462 | 1,476 | 2,887 | 1,438 | 1,449 | 51 | 24 | 27 |
| 46 | 1,056 | 548 | 508 | 1,037 | 537 | 500 | 19 | 11 | 8 |
| 47 | 893 | 466 | 427 | 881 | 458 | 423 | 12 | 8 | 4 |
| 48 | 1,717 | 867 | 850 | 1,686 | 849 | 837 | 31 | 18 | 13 |
| 49 | 840 | 412 | 428 | 814 | 396 | 418 | 26 | 16 | 10 |
| 45 - 49 | 7,444 | 3,755 | 3,689 | 7,305 | 3,678 | 3,627 | 139 | 77 | 62 |
| 50 | 3,572 | 1,697 | 1,875 | 3,515 | 1,677 | 1,838 | 57 | 20 | 37 |
| 51 | 771 | 424 | 347 | 760 | 420 | 340 | 11 | 4 | 7 |
| 52 | 1,307 | 711 | 596 | 1,281 | 699 | 582 | 26 | 12 | 14 |
| 53 | 673 | 364 | 309 | 667 | 361 | 306 | 6 | 3 | 3 |
| 54 | 841 | 458 | 383 | 821 | 450 | 371 | 20 | 8 | 12 |
| 50 - 54 | 7,164 | 3,654 | 3,510 | 7,044 | 3,607 | 3,437 | 120 | 47 | 73 |
| 55 | 1,583 | 775 | 808 | 1,551 | 762 | 789 | 32 | 13 | 19 |
| 56 | 751 | 379 | 372 | 735 | 368 | 367 | 16 | 11 | 5 |
| 57 | 606 | 326 | 280 | 595 | 320 | 275 | 11 | 6 | 5 |
| 58 | 987 | 543 | 444 | 969 | 535 | 434 | 18 | 8 | 10 |
| 59 | 458 | 222 | 236 | 453 | 217 | 236 | 5 | 5 | 0 |
| 55 - 59 | 4,385 | 2,245 | 2,140 | 4,303 | 2,202 | 2,101 | 82 | 43 | 39 |
| 60 | 2,622 | 1,248 | 1,374 | 2,580 | 1,225 | 1,355 | 42 | 23 | 19 |
| 61 | 387 | 188 | 199 | 381 | 184 | 197 | 6 | 4 | 2 |
| 62 | 741 | 353 | 388 | 726 | 347 | 379 | 15 | 6 | 9 |
| 63 | 367 | 198 | 169 | 360 | 193 | 167 | 7 | 5 | 2 |
| 64 | 415 | 219 | 196 | 407 | 216 | 191 | 8 | 3 | 5 |
| 60 - 64 | 4,532 | 2,206 | 2,326 | 4,454 | 2,165 | 2,289 | 78 | 41 | 37 |
| 65 | 1,314 | 623 | 691 | 1,297 | 615 | 682 | 17 | 8 | 9 |
| 66 | 289 | 155 | 134 | 283 | 151 | 132 | 6 | 4 | 2 |
| 67 | 439 | 245 | 194 | 427 | 239 | 188 | 12 | 6 | 6 |
| 68 | 648 | 275 | 373 | 633 | 270 | 363 | 15 | 5 | 10 |
| 69 | 332 | 152 | 180 | 325 | 149 | 176 | 7 | 3 | 4 |
| 65 - 69 | 3,022 | 1,450 | 1,572 | 2,965 | 1,424 | 1,541 | 57 | 26 | 31 |
| 70 | 2,229 | 1,071 | 1,158 | 2,185 | 1,051 | 1,134 | 44 | 20 | 24 |
| 71 | 216 | 117 | 99 | 212 | 116 | 96 | 4 | 1 | 3 |
| 72 | 522 | 259 | 263 | 513 | 255 | 258 | 9 | 4 | 5 |
| 73 | 263 | 137 | 126 | 258 | 133 | 125 | 5 | 4 | 1 |
| 74 | 218 | 123 | 95 | 214 | 119 | 95 | 4 | 4 | 0 |
| 70 - 74 | 3,448 | 1,707 | 1,741 | 3,382 | 1,674 | 1,708 | 66 | 33 | 33 |
| 75 | 835 | 388 | 447 | 825 | 383 | 442 | 10 | 5 | 5 |
| 76 | 268 | 138 | 130 | 268 | 138 | 130 | 0 | 0 | 0 |
| 77 | 163 | 92 | 71 | 157 | 90 | 67 | 6 | 2 | 4 |
| 78 | 407 | 211 | 196 | 403 | 209 | 194 | 4 | 2 | 2 |
| 79 | 206 | 118 | 88 | 204 | 117 | 87 | 2 | 1 | 1 |
| 75 - 79 | 1,879 | 947 | 932 | 1,857 | 937 | 920 | 22 | 10 | 12 |
| 80+ | 3,291 | 1,532 | 1,759 | 3,246 | 1,510 | 1,736 | 45 | 22 | 23 |

Table 2.0: Arusha Region: Total Population by Age in Single Years, Five Year Age Groups, Sex and Rural-Urban

| Age | Total | | | Rural | | | Urban | | |
|----------------|------------------|----------------|----------------|------------------|----------------|----------------|----------------|----------------|----------------|
| | Both Sexes | Male | Female | Both Sexes | Male | Female | Both Sexes | Male | Female |
| Total | 1,694,310 | 821,282 | 873,028 | 1,135,188 | 553,073 | 582,115 | 559,122 | 268,209 | 290,913 |
| 0 | 51,654 | 25,815 | 25,839 | 35,978 | 17,868 | 18,110 | 15,676 | 7,947 | 7,729 |
| 1 | 45,055 | 22,789 | 22,266 | 31,979 | 16,291 | 15,688 | 13,076 | 6,498 | 6,578 |
| 2 | 50,727 | 25,493 | 25,234 | 36,908 | 18,545 | 18,363 | 13,819 | 6,948 | 6,871 |
| 3 | 51,111 | 25,822 | 25,289 | 38,260 | 19,264 | 18,996 | 12,851 | 6,558 | 6,293 |
| 4 | 51,410 | 25,965 | 25,445 | 38,651 | 19,559 | 19,092 | 12,759 | 6,406 | 6,353 |
| 0 - 4 | 249,957 | 125,884 | 124,073 | 181,776 | 91,527 | 90,249 | 68,181 | 34,357 | 33,824 |
| 5 | 50,557 | 25,612 | 24,945 | 38,450 | 19,495 | 18,955 | 12,107 | 6,117 | 5,990 |
| 6 | 49,111 | 24,540 | 24,571 | 36,802 | 18,526 | 18,276 | 12,309 | 6,014 | 6,295 |
| 7 | 49,511 | 25,105 | 24,406 | 36,781 | 18,703 | 18,078 | 12,730 | 6,402 | 6,328 |
| 8 | 47,594 | 23,560 | 24,034 | 36,001 | 17,909 | 18,092 | 11,593 | 5,651 | 5,942 |
| 9 | 44,276 | 22,518 | 21,758 | 32,462 | 16,563 | 15,899 | 11,814 | 5,955 | 5,859 |
| 5 - 9 | 241,049 | 121,335 | 119,714 | 180,496 | 91,196 | 89,300 | 60,553 | 30,139 | 30,414 |
| 10 | 51,740 | 26,092 | 25,648 | 38,924 | 19,836 | 19,088 | 12,816 | 6,256 | 6,560 |
| 11 | 33,046 | 16,094 | 16,952 | 22,949 | 11,261 | 11,688 | 10,097 | 4,833 | 5,264 |
| 12 | 52,699 | 26,398 | 26,301 | 38,401 | 19,477 | 18,924 | 14,298 | 6,921 | 7,377 |
| 13 | 37,927 | 18,599 | 19,328 | 26,584 | 13,301 | 13,283 | 11,343 | 5,298 | 6,045 |
| 14 | 39,618 | 19,321 | 20,297 | 27,472 | 13,756 | 13,716 | 12,146 | 5,565 | 6,581 |
| 10 - 14 | 215,030 | 106,504 | 108,526 | 154,330 | 77,631 | 76,699 | 60,700 | 28,873 | 31,827 |
| 15 | 39,694 | 19,059 | 20,635 | 27,208 | 13,708 | 13,500 | 12,486 | 5,351 | 7,135 |
| 16 | 38,240 | 17,933 | 20,307 | 24,811 | 12,421 | 12,390 | 13,429 | 5,512 | 7,917 |
| 17 | 35,365 | 16,694 | 18,671 | 21,584 | 10,847 | 10,737 | 13,781 | 5,847 | 7,934 |
| 18 | 43,938 | 20,736 | 23,202 | 28,502 | 14,021 | 14,481 | 15,436 | 6,715 | 8,721 |
| 19 | 30,742 | 14,007 | 16,735 | 17,898 | 8,511 | 9,387 | 12,844 | 5,496 | 7,348 |
| 15 - 19 | 187,979 | 88,429 | 99,550 | 120,003 | 59,508 | 60,495 | 67,976 | 28,921 | 39,055 |
| 20 | 46,682 | 20,519 | 26,163 | 29,285 | 13,059 | 16,226 | 17,397 | 7,460 | 9,937 |
| 21 | 24,866 | 11,262 | 13,604 | 13,790 | 6,312 | 7,478 | 11,076 | 4,950 | 6,126 |
| 22 | 37,000 | 16,458 | 20,542 | 21,490 | 9,601 | 11,889 | 15,510 | 6,857 | 8,653 |
| 23 | 25,420 | 11,106 | 14,314 | 13,690 | 6,016 | 7,674 | 11,730 | 5,090 | 6,640 |
| 24 | 27,362 | 11,857 | 15,505 | 15,043 | 6,532 | 8,511 | 12,319 | 5,325 | 6,994 |
| 20 - 24 | 161,330 | 71,202 | 90,128 | 93,298 | 41,520 | 51,778 | 68,032 | 29,682 | 38,350 |
| 25 | 35,957 | 15,585 | 20,372 | 21,962 | 9,273 | 12,689 | 13,995 | 6,312 | 7,683 |
| 26 | 26,371 | 11,877 | 14,494 | 14,696 | 6,557 | 8,139 | 11,675 | 5,320 | 6,355 |
| 27 | 24,274 | 11,142 | 13,132 | 13,618 | 6,217 | 7,401 | 10,656 | 4,925 | 5,731 |
| 28 | 35,138 | 15,659 | 19,479 | 20,843 | 9,090 | 11,753 | 14,295 | 6,569 | 7,726 |
| 29 | 19,990 | 8,828 | 11,162 | 11,189 | 4,885 | 6,304 | 8,801 | 3,943 | 4,858 |
| 25 - 29 | 141,730 | 63,091 | 78,639 | 82,308 | 36,022 | 46,286 | 59,422 | 27,069 | 32,353 |
| 30 | 43,857 | 20,075 | 23,782 | 27,218 | 12,135 | 15,083 | 16,639 | 7,940 | 8,699 |
| 31 | 13,287 | 6,349 | 6,938 | 7,370 | 3,473 | 3,897 | 5,917 | 2,876 | 3,041 |
| 32 | 29,284 | 13,736 | 15,548 | 16,848 | 7,727 | 9,121 | 12,436 | 6,009 | 6,427 |
| 33 | 16,513 | 8,163 | 8,350 | 9,228 | 4,500 | 4,728 | 7,285 | 3,663 | 3,622 |
| 34 | 16,712 | 7,993 | 8,719 | 9,454 | 4,580 | 4,874 | 7,258 | 3,413 | 3,845 |
| 30 - 34 | 119,653 | 56,316 | 63,337 | 70,118 | 32,415 | 37,703 | 49,535 | 23,901 | 25,634 |
| 35 | 29,363 | 14,059 | 15,304 | 18,399 | 8,399 | 10,000 | 10,964 | 5,660 | 5,304 |
| 36 | 17,422 | 8,304 | 9,118 | 10,257 | 4,832 | 5,425 | 7,165 | 3,472 | 3,693 |
| 37 | 15,881 | 7,941 | 7,940 | 9,204 | 4,598 | 4,606 | 6,677 | 3,343 | 3,334 |
| 38 | 22,272 | 10,720 | 11,552 | 13,780 | 6,459 | 7,321 | 8,492 | 4,261 | 4,231 |
| 39 | 12,993 | 6,226 | 6,767 | 7,782 | 3,634 | 4,148 | 5,211 | 2,592 | 2,619 |
| 35 - 39 | 97,931 | 47,250 | 50,681 | 59,422 | 27,922 | 31,500 | 38,509 | 19,328 | 19,181 |

Table 2.0: Arusha Region: Total Population by Age in Single Years, Five Year Age Groups, Sex and Rural-Urban

| Age | Total | | | Rural | | | Urban | | |
|----------------|---------------|---------------|---------------|---------------|---------------|---------------|---------------|---------------|---------------|
| | Both Sexes | Male | Female | Both Sexes | Male | Female | Both Sexes | Male | Female |
| 40 | 29,424 | 14,423 | 15,001 | 19,454 | 9,113 | 10,341 | 9,970 | 5,310 | 4,660 |
| 41 | 7,528 | 3,931 | 3,597 | 4,627 | 2,396 | 2,231 | 2,901 | 1,535 | 1,366 |
| 42 | 17,453 | 9,143 | 8,310 | 10,752 | 5,462 | 5,290 | 6,701 | 3,681 | 3,020 |
| 43 | 9,438 | 4,844 | 4,594 | 5,733 | 2,959 | 2,774 | 3,705 | 1,885 | 1,820 |
| 44 | 9,210 | 4,769 | 4,441 | 5,649 | 2,878 | 2,771 | 3,561 | 1,891 | 1,670 |
| 40 - 44 | 73,053 | 37,110 | 35,943 | 46,215 | 22,808 | 23,407 | 26,838 | 14,302 | 12,536 |
| 45 | 18,184 | 9,179 | 9,005 | 12,499 | 6,134 | 6,365 | 5,685 | 3,045 | 2,640 |
| 46 | 8,952 | 4,581 | 4,371 | 5,783 | 2,910 | 2,873 | 3,169 | 1,671 | 1,498 |
| 47 | 8,363 | 4,371 | 3,992 | 5,285 | 2,703 | 2,582 | 3,078 | 1,668 | 1,410 |
| 48 | 13,087 | 6,539 | 6,548 | 8,965 | 4,361 | 4,604 | 4,122 | 2,178 | 1,944 |
| 49 | 7,064 | 3,626 | 3,438 | 4,488 | 2,250 | 2,238 | 2,576 | 1,376 | 1,200 |
| 45 - 49 | 55,650 | 28,296 | 27,354 | 37,020 | 18,358 | 18,662 | 18,630 | 9,938 | 8,692 |
| 50 | 17,380 | 8,178 | 9,202 | 12,414 | 5,585 | 6,829 | 4,966 | 2,593 | 2,373 |
| 51 | 5,667 | 3,168 | 2,499 | 3,659 | 1,999 | 1,660 | 2,008 | 1,169 | 839 |
| 52 | 9,115 | 4,758 | 4,357 | 6,033 | 3,022 | 3,011 | 3,082 | 1,736 | 1,346 |
| 53 | 4,861 | 2,528 | 2,333 | 3,077 | 1,575 | 1,502 | 1,784 | 953 | 831 |
| 54 | 6,249 | 3,459 | 2,790 | 4,079 | 2,206 | 1,873 | 2,170 | 1,253 | 917 |
| 50 - 54 | 43,272 | 22,091 | 21,181 | 29,262 | 14,387 | 14,875 | 14,010 | 7,704 | 6,306 |
| 55 | 8,344 | 4,271 | 4,073 | 6,015 | 2,960 | 3,055 | 2,329 | 1,311 | 1,018 |
| 56 | 5,678 | 3,101 | 2,577 | 3,750 | 2,044 | 1,706 | 1,928 | 1,057 | 871 |
| 57 | 4,144 | 2,246 | 1,898 | 2,786 | 1,464 | 1,322 | 1,358 | 782 | 576 |
| 58 | 6,386 | 3,403 | 2,983 | 4,512 | 2,361 | 2,151 | 1,874 | 1,042 | 832 |
| 59 | 3,040 | 1,688 | 1,352 | 2,026 | 1,120 | 906 | 1,014 | 568 | 446 |
| 55 - 59 | 27,592 | 14,709 | 12,883 | 19,089 | 9,949 | 9,140 | 8,503 | 4,760 | 3,743 |
| 60 | 12,630 | 5,885 | 6,745 | 9,675 | 4,397 | 5,278 | 2,955 | 1,488 | 1,467 |
| 61 | 2,368 | 1,272 | 1,096 | 1,654 | 873 | 781 | 714 | 399 | 315 |
| 62 | 4,871 | 2,628 | 2,243 | 3,440 | 1,783 | 1,657 | 1,431 | 845 | 586 |
| 63 | 2,711 | 1,540 | 1,171 | 1,872 | 1,049 | 823 | 839 | 491 | 348 |
| 64 | 2,701 | 1,517 | 1,184 | 1,856 | 1,001 | 855 | 845 | 516 | 329 |
| 60 - 64 | 25,281 | 12,842 | 12,439 | 18,497 | 9,103 | 9,394 | 6,784 | 3,739 | 3,045 |
| 65 | 6,062 | 2,818 | 3,244 | 4,714 | 2,135 | 2,579 | 1,348 | 683 | 665 |
| 66 | 1,912 | 975 | 937 | 1,344 | 671 | 673 | 568 | 304 | 264 |
| 67 | 2,741 | 1,444 | 1,297 | 2,016 | 1,052 | 964 | 725 | 392 | 333 |
| 68 | 3,293 | 1,651 | 1,642 | 2,615 | 1,290 | 1,325 | 678 | 361 | 317 |
| 69 | 1,285 | 699 | 586 | 939 | 511 | 428 | 346 | 188 | 158 |
| 65 - 69 | 15,293 | 7,587 | 7,706 | 11,628 | 5,659 | 5,969 | 3,665 | 1,928 | 1,737 |
| 70 | 8,445 | 3,855 | 4,590 | 6,915 | 3,185 | 3,730 | 1,530 | 670 | 860 |
| 71 | 929 | 504 | 425 | 717 | 379 | 338 | 212 | 125 | 87 |
| 72 | 2,479 | 1,266 | 1,213 | 1,860 | 953 | 907 | 619 | 313 | 306 |
| 73 | 1,230 | 694 | 536 | 918 | 506 | 412 | 312 | 188 | 124 |
| 74 | 1,138 | 609 | 529 | 824 | 451 | 373 | 314 | 158 | 156 |
| 70 - 74 | 14,221 | 6,928 | 7,293 | 11,234 | 5,474 | 5,760 | 2,987 | 1,454 | 1,533 |
| 75 | 3,526 | 1,617 | 1,909 | 2,861 | 1,317 | 1,544 | 665 | 300 | 365 |
| 76 | 1,373 | 746 | 627 | 1,053 | 576 | 477 | 320 | 170 | 150 |
| 77 | 924 | 529 | 395 | 707 | 401 | 306 | 217 | 128 | 89 |
| 78 | 1,972 | 1,027 | 945 | 1,587 | 836 | 751 | 385 | 191 | 194 |
| 79 | 847 | 465 | 382 | 657 | 371 | 286 | 190 | 94 | 96 |
| 75 - 79 | 8,642 | 4,384 | 4,258 | 6,865 | 3,501 | 3,364 | 1,777 | 883 | 894 |
| 80+ | 16,647 | 7,324 | 9,323 | 13,627 | 6,093 | 7,534 | 3,020 | 1,231 | 1,789 |

Table 2.1: Monduli District Council: Total Population by Age in Single Years, Five Year Age Groups, Sex and Rural-Urban

| Age | Total | | | Rural | | | Urban | | |
|----------------|----------------|---------------|---------------|----------------|---------------|---------------|---------------|--------------|---------------|
| | Both Sexes | Male | Female | Both Sexes | Male | Female | Both Sexes | Male | Female |
| Total | 158,929 | 75,615 | 83,314 | 138,531 | 65,788 | 72,743 | 20,398 | 9,827 | 10,571 |
| 0 | 5,517 | 2,707 | 2,810 | 4,981 | 2,434 | 2,547 | 536 | 273 | 263 |
| 1 | 4,661 | 2,430 | 2,231 | 4,257 | 2,203 | 2,054 | 404 | 227 | 177 |
| 2 | 5,764 | 2,951 | 2,813 | 5,295 | 2,707 | 2,588 | 469 | 244 | 225 |
| 3 | 5,988 | 3,019 | 2,969 | 5,545 | 2,769 | 2,776 | 443 | 250 | 193 |
| 4 | 6,144 | 3,069 | 3,075 | 5,724 | 2,872 | 2,852 | 420 | 197 | 223 |
| 0 - 4 | 28,074 | 14,176 | 13,898 | 25,802 | 12,985 | 12,817 | 2,272 | 1,191 | 1,081 |
| 5 | 5,989 | 2,969 | 3,020 | 5,576 | 2,768 | 2,808 | 413 | 201 | 212 |
| 6 | 5,731 | 2,815 | 2,916 | 5,295 | 2,599 | 2,696 | 436 | 216 | 220 |
| 7 | 5,399 | 2,727 | 2,672 | 4,930 | 2,483 | 2,447 | 469 | 244 | 225 |
| 8 | 5,263 | 2,598 | 2,665 | 4,833 | 2,393 | 2,440 | 430 | 205 | 225 |
| 9 | 4,562 | 2,354 | 2,208 | 4,079 | 2,111 | 1,968 | 483 | 243 | 240 |
| 5 - 9 | 26,944 | 13,463 | 13,481 | 24,713 | 12,354 | 12,359 | 2,231 | 1,109 | 1,122 |
| 10 | 5,712 | 2,862 | 2,850 | 5,204 | 2,633 | 2,571 | 508 | 229 | 279 |
| 11 | 2,843 | 1,361 | 1,482 | 2,478 | 1,197 | 1,281 | 365 | 164 | 201 |
| 12 | 5,142 | 2,519 | 2,623 | 4,594 | 2,276 | 2,318 | 548 | 243 | 305 |
| 13 | 3,519 | 1,760 | 1,759 | 3,062 | 1,537 | 1,525 | 457 | 223 | 234 |
| 14 | 3,679 | 1,774 | 1,905 | 3,235 | 1,578 | 1,657 | 444 | 196 | 248 |
| 10 - 14 | 20,895 | 10,276 | 10,619 | 18,573 | 9,221 | 9,352 | 2,322 | 1,055 | 1,267 |
| 15 | 3,718 | 1,812 | 1,906 | 3,245 | 1,629 | 1,616 | 473 | 183 | 290 |
| 16 | 3,337 | 1,596 | 1,741 | 2,792 | 1,381 | 1,411 | 545 | 215 | 330 |
| 17 | 2,821 | 1,360 | 1,461 | 2,355 | 1,141 | 1,214 | 466 | 219 | 247 |
| 18 | 4,051 | 1,890 | 2,161 | 3,547 | 1,651 | 1,896 | 504 | 239 | 265 |
| 19 | 2,346 | 1,059 | 1,287 | 1,926 | 843 | 1,083 | 420 | 216 | 204 |
| 15 - 19 | 16,273 | 7,717 | 8,556 | 13,865 | 6,645 | 7,220 | 2,408 | 1,072 | 1,336 |
| 20 | 4,225 | 1,681 | 2,544 | 3,687 | 1,438 | 2,249 | 538 | 243 | 295 |
| 21 | 1,844 | 762 | 1,082 | 1,412 | 573 | 839 | 432 | 189 | 243 |
| 22 | 3,053 | 1,231 | 1,822 | 2,490 | 961 | 1,529 | 563 | 270 | 293 |
| 23 | 1,979 | 829 | 1,150 | 1,483 | 599 | 884 | 496 | 230 | 266 |
| 24 | 2,221 | 970 | 1,251 | 1,689 | 705 | 984 | 532 | 265 | 267 |
| 20 - 24 | 13,322 | 5,473 | 7,849 | 10,761 | 4,276 | 6,485 | 2,561 | 1,197 | 1,364 |
| 25 | 3,397 | 1,432 | 1,965 | 2,881 | 1,200 | 1,681 | 516 | 232 | 284 |
| 26 | 2,126 | 941 | 1,185 | 1,721 | 738 | 983 | 405 | 203 | 202 |
| 27 | 1,993 | 936 | 1,057 | 1,642 | 762 | 880 | 351 | 174 | 177 |
| 28 | 3,236 | 1,403 | 1,833 | 2,762 | 1,178 | 1,584 | 474 | 225 | 249 |
| 29 | 1,501 | 642 | 859 | 1,195 | 505 | 690 | 306 | 137 | 169 |
| 25 - 29 | 12,253 | 5,354 | 6,899 | 10,201 | 4,383 | 5,818 | 2,052 | 971 | 1,081 |
| 30 | 3,812 | 1,551 | 2,261 | 3,356 | 1,351 | 2,005 | 456 | 200 | 256 |
| 31 | 953 | 440 | 513 | 732 | 334 | 398 | 221 | 106 | 115 |
| 32 | 2,259 | 981 | 1,278 | 1,859 | 789 | 1,070 | 400 | 192 | 208 |
| 33 | 1,175 | 545 | 630 | 968 | 441 | 527 | 207 | 104 | 103 |
| 34 | 1,195 | 592 | 603 | 959 | 469 | 490 | 236 | 123 | 113 |
| 30 - 34 | 9,394 | 4,109 | 5,285 | 7,874 | 3,384 | 4,490 | 1,520 | 725 | 795 |
| 35 | 2,425 | 1,006 | 1,419 | 2,066 | 832 | 1,234 | 359 | 174 | 185 |
| 36 | 1,226 | 519 | 707 | 1,002 | 412 | 590 | 224 | 107 | 117 |
| 37 | 1,203 | 547 | 656 | 999 | 459 | 540 | 204 | 88 | 116 |
| 38 | 1,869 | 785 | 1,084 | 1,595 | 650 | 945 | 274 | 135 | 139 |
| 39 | 868 | 385 | 483 | 690 | 307 | 383 | 178 | 78 | 100 |
| 35 - 39 | 7,591 | 3,242 | 4,349 | 6,352 | 2,660 | 3,692 | 1,239 | 582 | 657 |

Table 2.1: Monduli District Council: Total Population by Age in Single Years, Five Year Age Groups, Sex and Rural-Urban

| Age | Total | | | Rural | | | Urban | | |
|----------------|--------------|--------------|--------------|--------------|--------------|--------------|------------|------------|------------|
| | Both Sexes | Male | Female | Both Sexes | Male | Female | Both Sexes | Male | Female |
| 40 | 2,967 | 1,270 | 1,697 | 2,630 | 1,107 | 1,523 | 337 | 163 | 174 |
| 41 | 507 | 257 | 250 | 414 | 214 | 200 | 93 | 43 | 50 |
| 42 | 1,425 | 686 | 739 | 1,200 | 585 | 615 | 225 | 101 | 124 |
| 43 | 668 | 360 | 308 | 510 | 275 | 235 | 158 | 85 | 73 |
| 44 | 660 | 345 | 315 | 510 | 271 | 239 | 150 | 74 | 76 |
| 40 - 44 | 6,227 | 2,918 | 3,309 | 5,264 | 2,452 | 2,812 | 963 | 466 | 497 |
| 45 | 1,745 | 836 | 909 | 1,523 | 726 | 797 | 222 | 110 | 112 |
| 46 | 670 | 345 | 325 | 546 | 281 | 265 | 124 | 64 | 60 |
| 47 | 692 | 381 | 311 | 590 | 320 | 270 | 102 | 61 | 41 |
| 48 | 1,122 | 557 | 565 | 945 | 467 | 478 | 177 | 90 | 87 |
| 49 | 491 | 253 | 238 | 378 | 198 | 180 | 113 | 55 | 58 |
| 45 - 49 | 4,720 | 2,372 | 2,348 | 3,982 | 1,992 | 1,990 | 738 | 380 | 358 |
| 50 | 1,735 | 821 | 914 | 1,491 | 701 | 790 | 244 | 120 | 124 |
| 51 | 406 | 206 | 200 | 326 | 166 | 160 | 80 | 40 | 40 |
| 52 | 730 | 393 | 337 | 604 | 321 | 283 | 126 | 72 | 54 |
| 53 | 382 | 195 | 187 | 292 | 156 | 136 | 90 | 39 | 51 |
| 54 | 455 | 251 | 204 | 356 | 194 | 162 | 99 | 57 | 42 |
| 50 - 54 | 3,708 | 1,866 | 1,842 | 3,069 | 1,538 | 1,531 | 639 | 328 | 311 |
| 55 | 785 | 384 | 401 | 698 | 340 | 358 | 87 | 44 | 43 |
| 56 | 436 | 236 | 200 | 346 | 195 | 151 | 90 | 41 | 49 |
| 57 | 334 | 185 | 149 | 262 | 148 | 114 | 72 | 37 | 35 |
| 58 | 511 | 281 | 230 | 426 | 239 | 187 | 85 | 42 | 43 |
| 59 | 246 | 129 | 117 | 179 | 96 | 83 | 67 | 33 | 34 |
| 55 - 59 | 2,312 | 1,215 | 1,097 | 1,911 | 1,018 | 893 | 401 | 197 | 204 |
| 60 | 1,136 | 479 | 657 | 992 | 409 | 583 | 144 | 70 | 74 |
| 61 | 188 | 92 | 96 | 147 | 76 | 71 | 41 | 16 | 25 |
| 62 | 377 | 199 | 178 | 293 | 144 | 149 | 84 | 55 | 29 |
| 63 | 194 | 101 | 93 | 151 | 80 | 71 | 43 | 21 | 22 |
| 64 | 202 | 105 | 97 | 153 | 79 | 74 | 49 | 26 | 23 |
| 60 - 64 | 2,097 | 976 | 1,121 | 1,736 | 788 | 948 | 361 | 188 | 173 |
| 65 | 537 | 262 | 275 | 471 | 229 | 242 | 66 | 33 | 33 |
| 66 | 147 | 71 | 76 | 109 | 54 | 55 | 38 | 17 | 21 |
| 67 | 209 | 100 | 109 | 166 | 76 | 90 | 43 | 24 | 19 |
| 68 | 369 | 183 | 186 | 337 | 166 | 171 | 32 | 17 | 15 |
| 69 | 105 | 54 | 51 | 85 | 41 | 44 | 20 | 13 | 7 |
| 65 - 69 | 1,367 | 670 | 697 | 1,168 | 566 | 602 | 199 | 104 | 95 |
| 70 | 867 | 393 | 474 | 788 | 362 | 426 | 79 | 31 | 48 |
| 71 | 68 | 35 | 33 | 57 | 30 | 27 | 11 | 5 | 6 |
| 72 | 226 | 122 | 104 | 182 | 102 | 80 | 44 | 20 | 24 |
| 73 | 73 | 45 | 28 | 57 | 31 | 26 | 16 | 14 | 2 |
| 74 | 97 | 55 | 42 | 75 | 39 | 36 | 22 | 16 | 6 |
| 70 - 74 | 1,331 | 650 | 681 | 1,159 | 564 | 595 | 172 | 86 | 86 |
| 75 | 349 | 153 | 196 | 302 | 131 | 171 | 47 | 22 | 25 |
| 76 | 119 | 64 | 55 | 104 | 51 | 53 | 15 | 13 | 2 |
| 77 | 65 | 39 | 26 | 57 | 34 | 23 | 8 | 5 | 3 |
| 78 | 162 | 74 | 88 | 135 | 62 | 73 | 27 | 12 | 15 |
| 79 | 65 | 38 | 27 | 55 | 30 | 25 | 10 | 8 | 2 |
| 75 - 79 | 760 | 368 | 392 | 653 | 308 | 345 | 107 | 60 | 47 |
| 80+ | 1,661 | 770 | 891 | 1,448 | 654 | 794 | 213 | 116 | 97 |

Table 2.2: Meru District Council: Total Population by Age in Single Years, Five Year Age Groups, Sex and Rural-Urban

| Age | Total | | | Rural | | | Urban | | |
|----------------|----------------|----------------|----------------|----------------|----------------|----------------|---------------|---------------|---------------|
| | Both Sexes | Male | Female | Both Sexes | Male | Female | Both Sexes | Male | Female |
| Total | 268,144 | 131,264 | 136,880 | 228,931 | 112,723 | 116,208 | 39,213 | 18,541 | 20,672 |
| 0 | 6,806 | 3,436 | 3,370 | 5,649 | 2,841 | 2,808 | 1,157 | 595 | 562 |
| 1 | 5,815 | 2,958 | 2,857 | 4,983 | 2,543 | 2,440 | 832 | 415 | 417 |
| 2 | 6,699 | 3,431 | 3,268 | 5,726 | 2,934 | 2,792 | 973 | 497 | 476 |
| 3 | 6,405 | 3,191 | 3,214 | 5,523 | 2,729 | 2,794 | 882 | 462 | 420 |
| 4 | 6,637 | 3,402 | 3,235 | 5,734 | 2,956 | 2,778 | 903 | 446 | 457 |
| 0 - 4 | 32,362 | 16,418 | 15,944 | 27,615 | 14,003 | 13,612 | 4,747 | 2,415 | 2,332 |
| 5 | 6,927 | 3,573 | 3,354 | 6,087 | 3,144 | 2,943 | 840 | 429 | 411 |
| 6 | 7,162 | 3,630 | 3,532 | 6,223 | 3,158 | 3,065 | 939 | 472 | 467 |
| 7 | 7,658 | 3,936 | 3,722 | 6,744 | 3,453 | 3,291 | 914 | 483 | 431 |
| 8 | 7,386 | 3,667 | 3,719 | 6,499 | 3,241 | 3,258 | 887 | 426 | 461 |
| 9 | 7,102 | 3,531 | 3,571 | 6,280 | 3,116 | 3,164 | 822 | 415 | 407 |
| 5 - 9 | 36,235 | 18,337 | 17,898 | 31,833 | 16,112 | 15,721 | 4,402 | 2,225 | 2,177 |
| 10 | 8,240 | 4,157 | 4,083 | 7,251 | 3,673 | 3,578 | 989 | 484 | 505 |
| 11 | 5,787 | 2,798 | 2,989 | 5,058 | 2,451 | 2,607 | 729 | 347 | 382 |
| 12 | 8,941 | 4,479 | 4,462 | 7,866 | 3,964 | 3,902 | 1,075 | 515 | 560 |
| 13 | 6,543 | 3,221 | 3,322 | 5,739 | 2,860 | 2,879 | 804 | 361 | 443 |
| 14 | 6,533 | 3,198 | 3,335 | 5,694 | 2,833 | 2,861 | 839 | 365 | 474 |
| 10 - 14 | 36,044 | 17,853 | 18,191 | 31,608 | 15,781 | 15,827 | 4,436 | 2,072 | 2,364 |
| 15 | 6,485 | 3,182 | 3,303 | 5,639 | 2,800 | 2,839 | 846 | 382 | 464 |
| 16 | 6,344 | 3,087 | 3,257 | 5,421 | 2,692 | 2,729 | 923 | 395 | 528 |
| 17 | 5,919 | 2,903 | 3,016 | 4,979 | 2,482 | 2,497 | 940 | 421 | 519 |
| 18 | 6,615 | 3,323 | 3,292 | 5,539 | 2,831 | 2,708 | 1,076 | 492 | 584 |
| 19 | 4,522 | 2,169 | 2,353 | 3,724 | 1,815 | 1,909 | 798 | 354 | 444 |
| 15 - 19 | 29,885 | 14,664 | 15,221 | 25,302 | 12,620 | 12,682 | 4,583 | 2,044 | 2,539 |
| 20 | 6,389 | 3,038 | 3,351 | 5,242 | 2,554 | 2,688 | 1,147 | 484 | 663 |
| 21 | 3,512 | 1,659 | 1,853 | 2,829 | 1,362 | 1,467 | 683 | 297 | 386 |
| 22 | 5,205 | 2,424 | 2,781 | 4,219 | 2,026 | 2,193 | 986 | 398 | 588 |
| 23 | 3,613 | 1,602 | 2,011 | 2,857 | 1,274 | 1,583 | 756 | 328 | 428 |
| 24 | 3,846 | 1,620 | 2,226 | 3,090 | 1,309 | 1,781 | 756 | 311 | 445 |
| 20 - 24 | 22,565 | 10,343 | 12,222 | 18,237 | 8,525 | 9,712 | 4,328 | 1,818 | 2,510 |
| 25 | 4,703 | 2,136 | 2,567 | 3,894 | 1,772 | 2,122 | 809 | 364 | 445 |
| 26 | 3,904 | 1,721 | 2,183 | 3,138 | 1,394 | 1,744 | 766 | 327 | 439 |
| 27 | 3,381 | 1,534 | 1,847 | 2,700 | 1,230 | 1,470 | 681 | 304 | 377 |
| 28 | 4,994 | 2,243 | 2,751 | 4,060 | 1,846 | 2,214 | 934 | 397 | 537 |
| 29 | 3,099 | 1,371 | 1,728 | 2,522 | 1,099 | 1,423 | 577 | 272 | 305 |
| 25 - 29 | 20,081 | 9,005 | 11,076 | 16,314 | 7,341 | 8,973 | 3,767 | 1,664 | 2,103 |
| 30 | 6,415 | 2,964 | 3,451 | 5,343 | 2,449 | 2,894 | 1,072 | 515 | 557 |
| 31 | 2,097 | 992 | 1,105 | 1,696 | 809 | 887 | 401 | 183 | 218 |
| 32 | 4,642 | 2,191 | 2,451 | 3,854 | 1,837 | 2,017 | 788 | 354 | 434 |
| 33 | 2,618 | 1,277 | 1,341 | 2,112 | 1,029 | 1,083 | 506 | 248 | 258 |
| 34 | 2,679 | 1,315 | 1,364 | 2,165 | 1,071 | 1,094 | 514 | 244 | 270 |
| 30 - 34 | 18,451 | 8,739 | 9,712 | 15,170 | 7,195 | 7,975 | 3,281 | 1,544 | 1,737 |
| 35 | 4,770 | 2,296 | 2,474 | 4,034 | 1,934 | 2,100 | 736 | 362 | 374 |
| 36 | 3,044 | 1,484 | 1,560 | 2,530 | 1,246 | 1,284 | 514 | 238 | 276 |
| 37 | 2,618 | 1,357 | 1,261 | 2,119 | 1,089 | 1,030 | 499 | 268 | 231 |
| 38 | 3,653 | 1,796 | 1,857 | 3,086 | 1,535 | 1,551 | 567 | 261 | 306 |
| 39 | 2,243 | 1,109 | 1,134 | 1,905 | 945 | 960 | 338 | 164 | 174 |
| 35 - 39 | 16,328 | 8,042 | 8,286 | 13,674 | 6,749 | 6,925 | 2,654 | 1,293 | 1,361 |

Table 2.2: Meru District Council: Total Population by Age in Single Years, Five Year Age Groups, Sex and Rural-Urban

| Age | Total | | | Rural | | | Urban | | |
|----------------|---------------|--------------|--------------|---------------|--------------|--------------|--------------|------------|--------------|
| | Both Sexes | Male | Female | Both Sexes | Male | Female | Both Sexes | Male | Female |
| 40 | 4,482 | 2,252 | 2,230 | 3,789 | 1,918 | 1,871 | 693 | 334 | 359 |
| 41 | 1,374 | 715 | 659 | 1,162 | 611 | 551 | 212 | 104 | 108 |
| 42 | 3,139 | 1,612 | 1,527 | 2,648 | 1,352 | 1,296 | 491 | 260 | 231 |
| 43 | 1,750 | 866 | 884 | 1,472 | 745 | 727 | 278 | 121 | 157 |
| 44 | 1,826 | 921 | 905 | 1,526 | 772 | 754 | 300 | 149 | 151 |
| 40 - 44 | 12,571 | 6,366 | 6,205 | 10,597 | 5,398 | 5,199 | 1,974 | 968 | 1,006 |
| 45 | 3,060 | 1,514 | 1,546 | 2,659 | 1,302 | 1,357 | 401 | 212 | 189 |
| 46 | 1,769 | 918 | 851 | 1,536 | 808 | 728 | 233 | 110 | 123 |
| 47 | 1,667 | 863 | 804 | 1,409 | 727 | 682 | 258 | 136 | 122 |
| 48 | 2,372 | 1,158 | 1,214 | 2,052 | 999 | 1,053 | 320 | 159 | 161 |
| 49 | 1,358 | 685 | 673 | 1,160 | 594 | 566 | 198 | 91 | 107 |
| 45 - 49 | 10,226 | 5,138 | 5,088 | 8,816 | 4,430 | 4,386 | 1,410 | 708 | 702 |
| 50 | 3,013 | 1,364 | 1,649 | 2,623 | 1,187 | 1,436 | 390 | 177 | 213 |
| 51 | 1,242 | 684 | 558 | 1,089 | 601 | 488 | 153 | 83 | 70 |
| 52 | 1,922 | 950 | 972 | 1,670 | 824 | 846 | 252 | 126 | 126 |
| 53 | 1,097 | 524 | 573 | 945 | 465 | 480 | 152 | 59 | 93 |
| 54 | 1,430 | 744 | 686 | 1,247 | 644 | 603 | 183 | 100 | 83 |
| 50 - 54 | 8,704 | 4,266 | 4,438 | 7,574 | 3,721 | 3,853 | 1,130 | 545 | 585 |
| 55 | 1,583 | 762 | 821 | 1,410 | 670 | 740 | 173 | 92 | 81 |
| 56 | 1,257 | 676 | 581 | 1,082 | 582 | 500 | 175 | 94 | 81 |
| 57 | 950 | 462 | 488 | 834 | 409 | 425 | 116 | 53 | 63 |
| 58 | 1,420 | 733 | 687 | 1,262 | 643 | 619 | 158 | 90 | 68 |
| 59 | 715 | 408 | 307 | 624 | 350 | 274 | 91 | 58 | 33 |
| 55 - 59 | 5,925 | 3,041 | 2,884 | 5,212 | 2,654 | 2,558 | 713 | 387 | 326 |
| 60 | 2,392 | 1,107 | 1,285 | 2,157 | 993 | 1,164 | 235 | 114 | 121 |
| 61 | 580 | 308 | 272 | 523 | 277 | 246 | 57 | 31 | 26 |
| 62 | 1,227 | 620 | 607 | 1,088 | 555 | 533 | 139 | 65 | 74 |
| 63 | 695 | 383 | 312 | 625 | 345 | 280 | 70 | 38 | 32 |
| 64 | 739 | 414 | 325 | 646 | 357 | 289 | 93 | 57 | 36 |
| 60 - 64 | 5,633 | 2,832 | 2,801 | 5,039 | 2,527 | 2,512 | 594 | 305 | 289 |
| 65 | 1,275 | 587 | 688 | 1,146 | 526 | 620 | 129 | 61 | 68 |
| 66 | 567 | 279 | 288 | 507 | 252 | 255 | 60 | 27 | 33 |
| 67 | 689 | 354 | 335 | 611 | 317 | 294 | 78 | 37 | 41 |
| 68 | 768 | 385 | 383 | 703 | 352 | 351 | 65 | 33 | 32 |
| 69 | 355 | 207 | 148 | 305 | 172 | 133 | 50 | 35 | 15 |
| 65 - 69 | 3,654 | 1,812 | 1,842 | 3,272 | 1,619 | 1,653 | 382 | 193 | 189 |
| 70 | 1,746 | 779 | 967 | 1,606 | 717 | 889 | 140 | 62 | 78 |
| 71 | 248 | 131 | 117 | 229 | 120 | 109 | 19 | 11 | 8 |
| 72 | 608 | 296 | 312 | 543 | 268 | 275 | 65 | 28 | 37 |
| 73 | 312 | 180 | 132 | 284 | 167 | 117 | 28 | 13 | 15 |
| 74 | 360 | 199 | 161 | 319 | 181 | 138 | 41 | 18 | 23 |
| 70 - 74 | 3,274 | 1,585 | 1,689 | 2,981 | 1,453 | 1,528 | 293 | 132 | 161 |
| 75 | 862 | 397 | 465 | 807 | 371 | 436 | 55 | 26 | 29 |
| 76 | 395 | 221 | 174 | 360 | 204 | 156 | 35 | 17 | 18 |
| 77 | 291 | 173 | 118 | 262 | 152 | 110 | 29 | 21 | 8 |
| 78 | 471 | 245 | 226 | 432 | 232 | 200 | 39 | 13 | 26 |
| 79 | 243 | 131 | 112 | 214 | 115 | 99 | 29 | 16 | 13 |
| 75 - 79 | 2,262 | 1,167 | 1,095 | 2,075 | 1,074 | 1,001 | 187 | 93 | 94 |
| 80+ | 3,944 | 1,656 | 2,288 | 3,612 | 1,521 | 2,091 | 332 | 135 | 197 |

Table 2.3: Arusha City Council: Total Population by Age in Single Years, Five Year Age Groups, Sex and Rural-Urban

| Age | Total | | | Rural | | | Urban | | |
|----------------|----------------|----------------|----------------|------------|----------|----------|----------------|----------------|----------------|
| | Both Sexes | Male | Female | Both Sexes | Male | Female | Both Sexes | Male | Female |
| Total | 416,442 | 199,524 | 216,918 | 0 | 0 | 0 | 416,442 | 199,524 | 216,918 |
| 0 | 11,455 | 5,838 | 5,617 | 0 | 0 | 0 | 11,455 | 5,838 | 5,617 |
| 1 | 9,852 | 4,863 | 4,989 | 0 | 0 | 0 | 9,852 | 4,863 | 4,989 |
| 2 | 10,210 | 5,143 | 5,067 | 0 | 0 | 0 | 10,210 | 5,143 | 5,067 |
| 3 | 9,660 | 4,919 | 4,741 | 0 | 0 | 0 | 9,660 | 4,919 | 4,741 |
| 4 | 9,515 | 4,801 | 4,714 | 0 | 0 | 0 | 9,515 | 4,801 | 4,714 |
| 0 - 4 | 50,692 | 25,564 | 25,128 | 0 | 0 | 0 | 50,692 | 25,564 | 25,128 |
| 5 | 9,075 | 4,585 | 4,490 | 0 | 0 | 0 | 9,075 | 4,585 | 4,490 |
| 6 | 9,135 | 4,444 | 4,691 | 0 | 0 | 0 | 9,135 | 4,444 | 4,691 |
| 7 | 9,590 | 4,781 | 4,809 | 0 | 0 | 0 | 9,590 | 4,781 | 4,809 |
| 8 | 8,638 | 4,180 | 4,458 | 0 | 0 | 0 | 8,638 | 4,180 | 4,458 |
| 9 | 8,849 | 4,489 | 4,360 | 0 | 0 | 0 | 8,849 | 4,489 | 4,360 |
| 5 - 9 | 45,287 | 22,479 | 22,808 | 0 | 0 | 0 | 45,287 | 22,479 | 22,808 |
| 10 | 9,549 | 4,672 | 4,877 | 0 | 0 | 0 | 9,549 | 4,672 | 4,877 |
| 11 | 7,511 | 3,626 | 3,885 | 0 | 0 | 0 | 7,511 | 3,626 | 3,885 |
| 12 | 10,680 | 5,141 | 5,539 | 0 | 0 | 0 | 10,680 | 5,141 | 5,539 |
| 13 | 8,457 | 3,957 | 4,500 | 0 | 0 | 0 | 8,457 | 3,957 | 4,500 |
| 14 | 9,155 | 4,188 | 4,967 | 0 | 0 | 0 | 9,155 | 4,188 | 4,967 |
| 10 - 14 | 45,352 | 21,584 | 23,768 | 0 | 0 | 0 | 45,352 | 21,584 | 23,768 |
| 15 | 9,260 | 3,955 | 5,305 | 0 | 0 | 0 | 9,260 | 3,955 | 5,305 |
| 16 | 10,004 | 4,067 | 5,937 | 0 | 0 | 0 | 10,004 | 4,067 | 5,937 |
| 17 | 10,348 | 4,343 | 6,005 | 0 | 0 | 0 | 10,348 | 4,343 | 6,005 |
| 18 | 11,565 | 4,978 | 6,587 | 0 | 0 | 0 | 11,565 | 4,978 | 6,587 |
| 19 | 9,712 | 4,077 | 5,635 | 0 | 0 | 0 | 9,712 | 4,077 | 5,635 |
| 15 - 19 | 50,889 | 21,420 | 29,469 | 0 | 0 | 0 | 50,889 | 21,420 | 29,469 |
| 20 | 13,070 | 5,590 | 7,480 | 0 | 0 | 0 | 13,070 | 5,590 | 7,480 |
| 21 | 8,177 | 3,619 | 4,558 | 0 | 0 | 0 | 8,177 | 3,619 | 4,558 |
| 22 | 11,455 | 5,075 | 6,380 | 0 | 0 | 0 | 11,455 | 5,075 | 6,380 |
| 23 | 8,562 | 3,684 | 4,878 | 0 | 0 | 0 | 8,562 | 3,684 | 4,878 |
| 24 | 9,090 | 3,903 | 5,187 | 0 | 0 | 0 | 9,090 | 3,903 | 5,187 |
| 20 - 24 | 50,354 | 21,871 | 28,483 | 0 | 0 | 0 | 50,354 | 21,871 | 28,483 |
| 25 | 10,456 | 4,749 | 5,707 | 0 | 0 | 0 | 10,456 | 4,749 | 5,707 |
| 26 | 8,673 | 3,962 | 4,711 | 0 | 0 | 0 | 8,673 | 3,962 | 4,711 |
| 27 | 7,831 | 3,596 | 4,235 | 0 | 0 | 0 | 7,831 | 3,596 | 4,235 |
| 28 | 10,646 | 4,880 | 5,766 | 0 | 0 | 0 | 10,646 | 4,880 | 5,766 |
| 29 | 6,543 | 2,915 | 3,628 | 0 | 0 | 0 | 6,543 | 2,915 | 3,628 |
| 25 - 29 | 44,149 | 20,102 | 24,047 | 0 | 0 | 0 | 44,149 | 20,102 | 24,047 |
| 30 | 12,464 | 5,914 | 6,550 | 0 | 0 | 0 | 12,464 | 5,914 | 6,550 |
| 31 | 4,311 | 2,094 | 2,217 | 0 | 0 | 0 | 4,311 | 2,094 | 2,217 |
| 32 | 9,411 | 4,515 | 4,896 | 0 | 0 | 0 | 9,411 | 4,515 | 4,896 |
| 33 | 5,431 | 2,730 | 2,701 | 0 | 0 | 0 | 5,431 | 2,730 | 2,701 |
| 34 | 5,367 | 2,518 | 2,849 | 0 | 0 | 0 | 5,367 | 2,518 | 2,849 |
| 30 - 34 | 36,984 | 17,771 | 19,213 | 0 | 0 | 0 | 36,984 | 17,771 | 19,213 |
| 35 | 8,301 | 4,289 | 4,012 | 0 | 0 | 0 | 8,301 | 4,289 | 4,012 |
| 36 | 5,308 | 2,556 | 2,752 | 0 | 0 | 0 | 5,308 | 2,556 | 2,752 |
| 37 | 5,030 | 2,507 | 2,523 | 0 | 0 | 0 | 5,030 | 2,507 | 2,523 |
| 38 | 6,465 | 3,270 | 3,195 | 0 | 0 | 0 | 6,465 | 3,270 | 3,195 |
| 39 | 3,873 | 1,950 | 1,923 | 0 | 0 | 0 | 3,873 | 1,950 | 1,923 |
| 35 - 39 | 28,977 | 14,572 | 14,405 | 0 | 0 | 0 | 28,977 | 14,572 | 14,405 |

Table 2.3: Arusha City Council: Total Population by Age in Single Years, Five Year Age Groups, Sex and Rural-Urban

| Age | Total | | | Rural | | | Urban | | |
|----------------|---------------|---------------|--------------|------------|----------|----------|---------------|---------------|--------------|
| | Both Sexes | Male | Female | Both Sexes | Male | Female | Both Sexes | Male | Female |
| 40 | 7,586 | 4,077 | 3,509 | 0 | 0 | 0 | 7,586 | 4,077 | 3,509 |
| 41 | 2,121 | 1,136 | 985 | 0 | 0 | 0 | 2,121 | 1,136 | 985 |
| 42 | 5,032 | 2,791 | 2,241 | 0 | 0 | 0 | 5,032 | 2,791 | 2,241 |
| 43 | 2,687 | 1,367 | 1,320 | 0 | 0 | 0 | 2,687 | 1,367 | 1,320 |
| 44 | 2,573 | 1,350 | 1,223 | 0 | 0 | 0 | 2,573 | 1,350 | 1,223 |
| 40 - 44 | 19,999 | 10,721 | 9,278 | 0 | 0 | 0 | 19,999 | 10,721 | 9,278 |
| 45 | 4,288 | 2,306 | 1,982 | 0 | 0 | 0 | 4,288 | 2,306 | 1,982 |
| 46 | 2,358 | 1,258 | 1,100 | 0 | 0 | 0 | 2,358 | 1,258 | 1,100 |
| 47 | 2,271 | 1,225 | 1,046 | 0 | 0 | 0 | 2,271 | 1,225 | 1,046 |
| 48 | 3,061 | 1,611 | 1,450 | 0 | 0 | 0 | 3,061 | 1,611 | 1,450 |
| 49 | 1,909 | 1,034 | 875 | 0 | 0 | 0 | 1,909 | 1,034 | 875 |
| 45 - 49 | 13,887 | 7,434 | 6,453 | 0 | 0 | 0 | 13,887 | 7,434 | 6,453 |
| 50 | 3,717 | 1,989 | 1,728 | 0 | 0 | 0 | 3,717 | 1,989 | 1,728 |
| 51 | 1,483 | 867 | 616 | 0 | 0 | 0 | 1,483 | 867 | 616 |
| 52 | 2,295 | 1,304 | 991 | 0 | 0 | 0 | 2,295 | 1,304 | 991 |
| 53 | 1,305 | 715 | 590 | 0 | 0 | 0 | 1,305 | 715 | 590 |
| 54 | 1,615 | 925 | 690 | 0 | 0 | 0 | 1,615 | 925 | 690 |
| 50 - 54 | 10,415 | 5,800 | 4,615 | 0 | 0 | 0 | 10,415 | 5,800 | 4,615 |
| 55 | 1,787 | 1,002 | 785 | 0 | 0 | 0 | 1,787 | 1,002 | 785 |
| 56 | 1,379 | 762 | 617 | 0 | 0 | 0 | 1,379 | 762 | 617 |
| 57 | 1,001 | 584 | 417 | 0 | 0 | 0 | 1,001 | 584 | 417 |
| 58 | 1,392 | 771 | 621 | 0 | 0 | 0 | 1,392 | 771 | 621 |
| 59 | 744 | 415 | 329 | 0 | 0 | 0 | 744 | 415 | 329 |
| 55 - 59 | 6,303 | 3,534 | 2,769 | 0 | 0 | 0 | 6,303 | 3,534 | 2,769 |
| 60 | 2,216 | 1,109 | 1,107 | 0 | 0 | 0 | 2,216 | 1,109 | 1,107 |
| 61 | 519 | 292 | 227 | 0 | 0 | 0 | 519 | 292 | 227 |
| 62 | 1,031 | 622 | 409 | 0 | 0 | 0 | 1,031 | 622 | 409 |
| 63 | 634 | 387 | 247 | 0 | 0 | 0 | 634 | 387 | 247 |
| 64 | 610 | 381 | 229 | 0 | 0 | 0 | 610 | 381 | 229 |
| 60 - 64 | 5,010 | 2,791 | 2,219 | 0 | 0 | 0 | 5,010 | 2,791 | 2,219 |
| 65 | 1,002 | 501 | 501 | 0 | 0 | 0 | 1,002 | 501 | 501 |
| 66 | 407 | 226 | 181 | 0 | 0 | 0 | 407 | 226 | 181 |
| 67 | 521 | 281 | 240 | 0 | 0 | 0 | 521 | 281 | 240 |
| 68 | 507 | 277 | 230 | 0 | 0 | 0 | 507 | 277 | 230 |
| 69 | 236 | 122 | 114 | 0 | 0 | 0 | 236 | 122 | 114 |
| 65 - 69 | 2,673 | 1,407 | 1,266 | 0 | 0 | 0 | 2,673 | 1,407 | 1,266 |
| 70 | 1,104 | 479 | 625 | 0 | 0 | 0 | 1,104 | 479 | 625 |
| 71 | 154 | 92 | 62 | 0 | 0 | 0 | 154 | 92 | 62 |
| 72 | 437 | 218 | 219 | 0 | 0 | 0 | 437 | 218 | 219 |
| 73 | 238 | 140 | 98 | 0 | 0 | 0 | 238 | 140 | 98 |
| 74 | 216 | 103 | 113 | 0 | 0 | 0 | 216 | 103 | 113 |
| 70 - 74 | 2,149 | 1,032 | 1,117 | 0 | 0 | 0 | 2,149 | 1,032 | 1,117 |
| 75 | 486 | 223 | 263 | 0 | 0 | 0 | 486 | 223 | 263 |
| 76 | 225 | 121 | 104 | 0 | 0 | 0 | 225 | 121 | 104 |
| 77 | 154 | 87 | 67 | 0 | 0 | 0 | 154 | 87 | 67 |
| 78 | 263 | 135 | 128 | 0 | 0 | 0 | 263 | 135 | 128 |
| 79 | 134 | 60 | 74 | 0 | 0 | 0 | 134 | 60 | 74 |
| 75 - 79 | 1,262 | 626 | 636 | 0 | 0 | 0 | 1,262 | 626 | 636 |
| 80+ | 2,060 | 816 | 1,244 | 0 | 0 | 0 | 2,060 | 816 | 1,244 |

Table 2.4: Karatu District Council: Total Population by Age in Single Years, Five Year Age Groups, Sex and Rural-Urban

| Age | Total | | | Rural | | | Urban | | |
|----------------|----------------|----------------|----------------|----------------|----------------|----------------|---------------|--------------|--------------|
| | Both Sexes | Male | Female | Both Sexes | Male | Female | Both Sexes | Male | Female |
| Total | 230,166 | 117,769 | 112,397 | 215,323 | 110,693 | 104,630 | 14,843 | 7,076 | 7,767 |
| 0 | 6,932 | 3,502 | 3,430 | 6,486 | 3,273 | 3,213 | 446 | 229 | 217 |
| 1 | 6,370 | 3,211 | 3,159 | 5,983 | 3,033 | 2,950 | 387 | 178 | 209 |
| 2 | 7,152 | 3,611 | 3,541 | 6,790 | 3,449 | 3,341 | 362 | 162 | 200 |
| 3 | 6,672 | 3,459 | 3,213 | 6,349 | 3,295 | 3,054 | 323 | 164 | 159 |
| 4 | 6,724 | 3,389 | 3,335 | 6,382 | 3,227 | 3,155 | 342 | 162 | 180 |
| 0 - 4 | 33,850 | 17,172 | 16,678 | 31,990 | 16,277 | 15,713 | 1,860 | 895 | 965 |
| 5 | 6,740 | 3,436 | 3,304 | 6,430 | 3,276 | 3,154 | 310 | 160 | 150 |
| 6 | 6,584 | 3,339 | 3,245 | 6,274 | 3,204 | 3,070 | 310 | 135 | 175 |
| 7 | 6,662 | 3,497 | 3,165 | 6,391 | 3,365 | 3,026 | 271 | 132 | 139 |
| 8 | 6,474 | 3,217 | 3,257 | 6,216 | 3,093 | 3,123 | 258 | 124 | 134 |
| 9 | 6,255 | 3,177 | 3,078 | 6,010 | 3,049 | 2,961 | 245 | 128 | 117 |
| 5 - 9 | 32,715 | 16,666 | 16,049 | 31,321 | 15,987 | 15,334 | 1,394 | 679 | 715 |
| 10 | 6,980 | 3,552 | 3,428 | 6,706 | 3,429 | 3,277 | 274 | 123 | 151 |
| 11 | 5,128 | 2,542 | 2,586 | 4,882 | 2,423 | 2,459 | 246 | 119 | 127 |
| 12 | 7,674 | 4,021 | 3,653 | 7,358 | 3,853 | 3,505 | 316 | 168 | 148 |
| 13 | 5,695 | 2,827 | 2,868 | 5,408 | 2,701 | 2,707 | 287 | 126 | 161 |
| 14 | 5,833 | 2,967 | 2,866 | 5,532 | 2,827 | 2,705 | 301 | 140 | 161 |
| 10 - 14 | 31,310 | 15,909 | 15,401 | 29,886 | 15,233 | 14,653 | 1,424 | 676 | 748 |
| 15 | 5,397 | 2,802 | 2,595 | 5,072 | 2,668 | 2,404 | 325 | 134 | 191 |
| 16 | 5,399 | 2,745 | 2,654 | 5,046 | 2,611 | 2,435 | 353 | 134 | 219 |
| 17 | 4,756 | 2,412 | 2,344 | 4,365 | 2,268 | 2,097 | 391 | 144 | 247 |
| 18 | 5,134 | 2,731 | 2,403 | 4,744 | 2,548 | 2,196 | 390 | 183 | 207 |
| 19 | 4,021 | 2,090 | 1,931 | 3,656 | 1,944 | 1,712 | 365 | 146 | 219 |
| 15 - 19 | 24,707 | 12,780 | 11,927 | 22,883 | 12,039 | 10,844 | 1,824 | 741 | 1,083 |
| 20 | 5,535 | 2,811 | 2,724 | 5,018 | 2,589 | 2,429 | 517 | 222 | 295 |
| 21 | 3,344 | 1,685 | 1,659 | 3,000 | 1,521 | 1,479 | 344 | 164 | 180 |
| 22 | 4,836 | 2,528 | 2,308 | 4,366 | 2,312 | 2,054 | 470 | 216 | 254 |
| 23 | 3,215 | 1,606 | 1,609 | 2,892 | 1,458 | 1,434 | 323 | 148 | 175 |
| 24 | 3,435 | 1,747 | 1,688 | 3,070 | 1,578 | 1,492 | 365 | 169 | 196 |
| 20 - 24 | 20,365 | 10,377 | 9,988 | 18,346 | 9,458 | 8,888 | 2,019 | 919 | 1,100 |
| 25 | 3,930 | 1,998 | 1,932 | 3,559 | 1,830 | 1,729 | 371 | 168 | 203 |
| 26 | 3,147 | 1,551 | 1,596 | 2,821 | 1,418 | 1,403 | 326 | 133 | 193 |
| 27 | 3,024 | 1,540 | 1,484 | 2,695 | 1,394 | 1,301 | 329 | 146 | 183 |
| 28 | 3,667 | 1,810 | 1,857 | 3,259 | 1,606 | 1,653 | 408 | 204 | 204 |
| 29 | 2,549 | 1,234 | 1,315 | 2,267 | 1,102 | 1,165 | 282 | 132 | 150 |
| 25 - 29 | 16,317 | 8,133 | 8,184 | 14,601 | 7,350 | 7,251 | 1,716 | 783 | 933 |
| 30 | 4,754 | 2,439 | 2,315 | 4,337 | 2,227 | 2,110 | 417 | 212 | 205 |
| 31 | 1,983 | 991 | 992 | 1,811 | 919 | 892 | 172 | 72 | 100 |
| 32 | 3,620 | 1,815 | 1,805 | 3,275 | 1,643 | 1,632 | 345 | 172 | 173 |
| 33 | 2,446 | 1,286 | 1,160 | 2,237 | 1,186 | 1,051 | 209 | 100 | 109 |
| 34 | 2,513 | 1,323 | 1,190 | 2,295 | 1,224 | 1,071 | 218 | 99 | 119 |
| 30 - 34 | 15,316 | 7,854 | 7,462 | 13,955 | 7,199 | 6,756 | 1,361 | 655 | 706 |
| 35 | 3,163 | 1,685 | 1,478 | 2,890 | 1,532 | 1,358 | 273 | 153 | 120 |
| 36 | 2,603 | 1,365 | 1,238 | 2,419 | 1,271 | 1,148 | 184 | 94 | 90 |
| 37 | 2,173 | 1,185 | 988 | 1,981 | 1,095 | 886 | 192 | 90 | 102 |
| 38 | 3,046 | 1,604 | 1,442 | 2,829 | 1,507 | 1,322 | 217 | 97 | 120 |
| 39 | 1,905 | 918 | 987 | 1,748 | 840 | 908 | 157 | 78 | 79 |
| 35 - 39 | 12,890 | 6,757 | 6,133 | 11,867 | 6,245 | 5,622 | 1,023 | 512 | 511 |

Table 2.4: Karatu District Council: Total Population by Age in Single Years, Five Year Age Groups, Sex and Rural-Urban

| Age | Total | | | Rural | | | Urban | | |
|----------------|---------------|--------------|--------------|---------------|--------------|--------------|------------|------------|------------|
| | Both Sexes | Male | Female | Both Sexes | Male | Female | Both Sexes | Male | Female |
| 40 | 3,507 | 1,810 | 1,697 | 3,290 | 1,700 | 1,590 | 217 | 110 | 107 |
| 41 | 1,322 | 738 | 584 | 1,220 | 683 | 537 | 102 | 55 | 47 |
| 42 | 2,685 | 1,415 | 1,270 | 2,488 | 1,304 | 1,184 | 197 | 111 | 86 |
| 43 | 1,608 | 859 | 749 | 1,490 | 789 | 701 | 118 | 70 | 48 |
| 44 | 1,643 | 826 | 817 | 1,539 | 768 | 771 | 104 | 58 | 46 |
| 40 - 44 | 10,765 | 5,648 | 5,117 | 10,027 | 5,244 | 4,783 | 738 | 404 | 334 |
| 45 | 2,308 | 1,213 | 1,095 | 2,178 | 1,147 | 1,031 | 130 | 66 | 64 |
| 46 | 1,543 | 797 | 746 | 1,462 | 757 | 705 | 81 | 40 | 41 |
| 47 | 1,261 | 664 | 597 | 1,179 | 622 | 557 | 82 | 42 | 40 |
| 48 | 2,314 | 1,191 | 1,123 | 2,189 | 1,116 | 1,073 | 125 | 75 | 50 |
| 49 | 1,149 | 648 | 501 | 1,087 | 608 | 479 | 62 | 40 | 22 |
| 45 - 49 | 8,575 | 4,513 | 4,062 | 8,095 | 4,250 | 3,845 | 480 | 263 | 217 |
| 50 | 2,302 | 1,141 | 1,161 | 2,185 | 1,086 | 1,099 | 117 | 55 | 62 |
| 51 | 929 | 534 | 395 | 870 | 498 | 372 | 59 | 36 | 23 |
| 52 | 1,373 | 736 | 637 | 1,286 | 683 | 603 | 87 | 53 | 34 |
| 53 | 779 | 429 | 350 | 734 | 407 | 327 | 45 | 22 | 23 |
| 54 | 952 | 537 | 415 | 901 | 504 | 397 | 51 | 33 | 18 |
| 50 - 54 | 6,335 | 3,377 | 2,958 | 5,976 | 3,178 | 2,798 | 359 | 199 | 160 |
| 55 | 1,035 | 538 | 497 | 990 | 513 | 477 | 45 | 25 | 20 |
| 56 | 790 | 417 | 373 | 734 | 386 | 348 | 56 | 31 | 25 |
| 57 | 539 | 282 | 257 | 518 | 269 | 249 | 21 | 13 | 8 |
| 58 | 1,011 | 517 | 494 | 965 | 490 | 475 | 46 | 27 | 19 |
| 59 | 476 | 264 | 212 | 454 | 251 | 203 | 22 | 13 | 9 |
| 55 - 59 | 3,851 | 2,018 | 1,833 | 3,661 | 1,909 | 1,752 | 190 | 109 | 81 |
| 60 | 1,905 | 873 | 1,032 | 1,833 | 832 | 1,001 | 72 | 41 | 31 |
| 61 | 375 | 197 | 178 | 358 | 187 | 171 | 17 | 10 | 7 |
| 62 | 766 | 410 | 356 | 738 | 397 | 341 | 28 | 13 | 15 |
| 63 | 435 | 261 | 174 | 419 | 250 | 169 | 16 | 11 | 5 |
| 64 | 461 | 247 | 214 | 445 | 234 | 211 | 16 | 13 | 3 |
| 60 - 64 | 3,942 | 1,988 | 1,954 | 3,793 | 1,900 | 1,893 | 149 | 88 | 61 |
| 65 | 961 | 448 | 513 | 926 | 425 | 501 | 35 | 23 | 12 |
| 66 | 315 | 155 | 160 | 300 | 148 | 152 | 15 | 7 | 8 |
| 67 | 481 | 252 | 229 | 464 | 239 | 225 | 17 | 13 | 4 |
| 68 | 546 | 276 | 270 | 534 | 269 | 265 | 12 | 7 | 5 |
| 69 | 213 | 117 | 96 | 203 | 112 | 91 | 10 | 5 | 5 |
| 65 - 69 | 2,516 | 1,248 | 1,268 | 2,427 | 1,193 | 1,234 | 89 | 55 | 34 |
| 70 | 1,396 | 680 | 716 | 1,356 | 665 | 691 | 40 | 15 | 25 |
| 71 | 189 | 102 | 87 | 183 | 99 | 84 | 6 | 3 | 3 |
| 72 | 412 | 220 | 192 | 384 | 196 | 188 | 28 | 24 | 4 |
| 73 | 222 | 127 | 95 | 218 | 124 | 94 | 4 | 3 | 1 |
| 74 | 164 | 86 | 78 | 156 | 80 | 76 | 8 | 6 | 2 |
| 70 - 74 | 2,383 | 1,215 | 1,168 | 2,297 | 1,164 | 1,133 | 86 | 51 | 35 |
| 75 | 566 | 254 | 312 | 557 | 250 | 307 | 9 | 4 | 5 |
| 76 | 232 | 138 | 94 | 225 | 136 | 89 | 7 | 2 | 5 |
| 77 | 137 | 85 | 52 | 134 | 84 | 50 | 3 | 1 | 2 |
| 78 | 306 | 168 | 138 | 295 | 165 | 130 | 11 | 3 | 8 |
| 79 | 120 | 64 | 56 | 117 | 62 | 55 | 3 | 2 | 1 |
| 75 - 79 | 1,361 | 709 | 652 | 1,328 | 697 | 631 | 33 | 12 | 21 |
| 80+ | 2,968 | 1,405 | 1,563 | 2,870 | 1,370 | 1,500 | 98 | 35 | 63 |

Table 2.5: Ngorongoro District Council: Total Population by Age in Single Years, Five Year Age Groups, Sex and Rural-Urban

| Age | Total | | | Rural | | | Urban | | |
|----------------|----------------|---------------|---------------|----------------|---------------|---------------|--------------|--------------|--------------|
| | Both Sexes | Male | Female | Both Sexes | Male | Female | Both Sexes | Male | Female |
| Total | 174,278 | 82,610 | 91,668 | 165,631 | 78,175 | 87,456 | 8,647 | 4,435 | 4,212 |
| 0 | 6,513 | 3,215 | 3,298 | 6,251 | 3,095 | 3,156 | 262 | 120 | 142 |
| 1 | 5,540 | 2,781 | 2,759 | 5,353 | 2,688 | 2,665 | 187 | 93 | 94 |
| 2 | 7,319 | 3,645 | 3,674 | 7,083 | 3,538 | 3,545 | 236 | 107 | 129 |
| 3 | 8,048 | 4,006 | 4,042 | 7,858 | 3,913 | 3,945 | 190 | 93 | 97 |
| 4 | 7,796 | 3,843 | 3,953 | 7,617 | 3,764 | 3,853 | 179 | 79 | 100 |
| 0 - 4 | 35,216 | 17,490 | 17,726 | 34,162 | 16,998 | 17,164 | 1,054 | 492 | 562 |
| 5 | 7,676 | 3,895 | 3,781 | 7,476 | 3,785 | 3,691 | 200 | 110 | 90 |
| 6 | 6,853 | 3,510 | 3,343 | 6,673 | 3,409 | 3,264 | 180 | 101 | 79 |
| 7 | 6,381 | 3,139 | 3,242 | 6,181 | 3,047 | 3,134 | 200 | 92 | 108 |
| 8 | 6,190 | 3,012 | 3,178 | 6,008 | 2,914 | 3,094 | 182 | 98 | 84 |
| 9 | 5,164 | 2,699 | 2,465 | 4,958 | 2,613 | 2,345 | 206 | 86 | 120 |
| 5 - 9 | 32,264 | 16,255 | 16,009 | 31,296 | 15,768 | 15,528 | 968 | 487 | 481 |
| 10 | 6,524 | 3,345 | 3,179 | 6,308 | 3,229 | 3,079 | 216 | 116 | 100 |
| 11 | 2,896 | 1,460 | 1,436 | 2,748 | 1,391 | 1,357 | 148 | 69 | 79 |
| 12 | 5,757 | 2,957 | 2,800 | 5,506 | 2,827 | 2,679 | 251 | 130 | 121 |
| 13 | 3,609 | 1,887 | 1,722 | 3,417 | 1,800 | 1,617 | 192 | 87 | 105 |
| 14 | 3,874 | 2,022 | 1,852 | 3,679 | 1,926 | 1,753 | 195 | 96 | 99 |
| 10 - 14 | 22,660 | 11,671 | 10,989 | 21,658 | 11,173 | 10,485 | 1,002 | 498 | 504 |
| 15 | 3,811 | 2,045 | 1,766 | 3,595 | 1,930 | 1,665 | 216 | 115 | 101 |
| 16 | 3,089 | 1,639 | 1,450 | 2,892 | 1,551 | 1,341 | 197 | 88 | 109 |
| 17 | 2,445 | 1,284 | 1,161 | 2,260 | 1,190 | 1,070 | 185 | 94 | 91 |
| 18 | 4,134 | 1,929 | 2,205 | 3,918 | 1,822 | 2,096 | 216 | 107 | 109 |
| 19 | 2,218 | 962 | 1,256 | 2,059 | 888 | 1,171 | 159 | 74 | 85 |
| 15 - 19 | 15,697 | 7,859 | 7,838 | 14,724 | 7,381 | 7,343 | 973 | 478 | 495 |
| 20 | 4,550 | 1,762 | 2,788 | 4,335 | 1,659 | 2,676 | 215 | 103 | 112 |
| 21 | 1,689 | 660 | 1,029 | 1,520 | 587 | 933 | 169 | 73 | 96 |
| 22 | 2,883 | 1,040 | 1,843 | 2,664 | 949 | 1,715 | 219 | 91 | 128 |
| 23 | 1,809 | 658 | 1,151 | 1,661 | 578 | 1,083 | 148 | 80 | 68 |
| 24 | 2,058 | 803 | 1,255 | 1,883 | 717 | 1,166 | 175 | 86 | 89 |
| 20 - 24 | 12,989 | 4,923 | 8,066 | 12,063 | 4,490 | 7,573 | 926 | 433 | 493 |
| 25 | 3,727 | 1,330 | 2,397 | 3,528 | 1,241 | 2,287 | 199 | 89 | 110 |
| 26 | 2,113 | 801 | 1,312 | 1,927 | 715 | 1,212 | 186 | 86 | 100 |
| 27 | 2,054 | 852 | 1,202 | 1,903 | 777 | 1,126 | 151 | 75 | 76 |
| 28 | 3,288 | 1,261 | 2,027 | 3,083 | 1,168 | 1,915 | 205 | 93 | 112 |
| 29 | 1,610 | 645 | 965 | 1,476 | 584 | 892 | 134 | 61 | 73 |
| 25 - 29 | 12,792 | 4,889 | 7,903 | 11,917 | 4,485 | 7,432 | 875 | 404 | 471 |
| 30 | 4,497 | 1,923 | 2,574 | 4,239 | 1,771 | 2,468 | 258 | 152 | 106 |
| 31 | 838 | 375 | 463 | 764 | 328 | 436 | 74 | 47 | 27 |
| 32 | 2,207 | 904 | 1,303 | 2,037 | 804 | 1,233 | 170 | 100 | 70 |
| 33 | 1,087 | 480 | 607 | 973 | 415 | 558 | 114 | 65 | 49 |
| 34 | 1,055 | 481 | 574 | 956 | 420 | 536 | 99 | 61 | 38 |
| 30 - 34 | 9,684 | 4,163 | 5,521 | 8,969 | 3,738 | 5,231 | 715 | 425 | 290 |
| 35 | 2,679 | 1,110 | 1,569 | 2,527 | 1,030 | 1,497 | 152 | 80 | 72 |
| 36 | 1,296 | 528 | 768 | 1,171 | 461 | 710 | 125 | 67 | 58 |
| 37 | 1,196 | 582 | 614 | 1,115 | 536 | 579 | 81 | 46 | 35 |
| 38 | 1,961 | 856 | 1,105 | 1,846 | 794 | 1,052 | 115 | 62 | 53 |
| 39 | 1,041 | 440 | 601 | 964 | 413 | 551 | 77 | 27 | 50 |
| 35 - 39 | 8,173 | 3,516 | 4,657 | 7,623 | 3,234 | 4,389 | 550 | 282 | 268 |

Table 2.5: Ngorongoro District Council: Total Population by Age in Single Years, Five Year Age Groups, Sex and Rural-Urban

| Age | Total | | | Rural | | | Urban | | |
|----------------|--------------|--------------|--------------|--------------|--------------|--------------|------------|------------|------------|
| | Both Sexes | Male | Female | Both Sexes | Male | Female | Both Sexes | Male | Female |
| 40 | 3,184 | 1,396 | 1,788 | 3,013 | 1,292 | 1,721 | 171 | 104 | 67 |
| 41 | 488 | 256 | 232 | 442 | 228 | 214 | 46 | 28 | 18 |
| 42 | 1,290 | 633 | 657 | 1,160 | 562 | 598 | 130 | 71 | 59 |
| 43 | 645 | 318 | 327 | 587 | 290 | 297 | 58 | 28 | 30 |
| 44 | 529 | 289 | 240 | 469 | 247 | 222 | 60 | 42 | 18 |
| 40 - 44 | 6,136 | 2,892 | 3,244 | 5,671 | 2,619 | 3,052 | 465 | 273 | 192 |
| 45 | 1,937 | 932 | 1,005 | 1,827 | 869 | 958 | 110 | 63 | 47 |
| 46 | 672 | 328 | 344 | 620 | 293 | 327 | 52 | 35 | 17 |
| 47 | 624 | 293 | 331 | 568 | 258 | 310 | 56 | 35 | 21 |
| 48 | 1,153 | 533 | 620 | 1,075 | 491 | 584 | 78 | 42 | 36 |
| 49 | 573 | 245 | 328 | 528 | 216 | 312 | 45 | 29 | 16 |
| 45 - 49 | 4,959 | 2,331 | 2,628 | 4,618 | 2,127 | 2,491 | 341 | 204 | 137 |
| 50 | 2,056 | 922 | 1,134 | 1,955 | 860 | 1,095 | 101 | 62 | 39 |
| 51 | 341 | 161 | 180 | 300 | 134 | 166 | 41 | 27 | 14 |
| 52 | 662 | 308 | 354 | 608 | 276 | 332 | 54 | 32 | 22 |
| 53 | 270 | 137 | 133 | 238 | 114 | 124 | 32 | 23 | 9 |
| 54 | 450 | 260 | 190 | 401 | 227 | 174 | 49 | 33 | 16 |
| 50 - 54 | 3,779 | 1,788 | 1,991 | 3,502 | 1,611 | 1,891 | 277 | 177 | 100 |
| 55 | 829 | 388 | 441 | 793 | 369 | 424 | 36 | 19 | 17 |
| 56 | 457 | 252 | 205 | 413 | 222 | 191 | 44 | 30 | 14 |
| 57 | 322 | 171 | 151 | 298 | 154 | 144 | 24 | 17 | 7 |
| 58 | 518 | 289 | 229 | 484 | 265 | 219 | 34 | 24 | 10 |
| 59 | 220 | 113 | 107 | 198 | 99 | 99 | 22 | 14 | 8 |
| 55 - 59 | 2,346 | 1,213 | 1,133 | 2,186 | 1,109 | 1,077 | 160 | 104 | 56 |
| 60 | 1,476 | 707 | 769 | 1,418 | 674 | 744 | 58 | 33 | 25 |
| 61 | 176 | 73 | 103 | 169 | 70 | 99 | 7 | 3 | 4 |
| 62 | 364 | 179 | 185 | 340 | 165 | 175 | 24 | 14 | 10 |
| 63 | 174 | 94 | 80 | 161 | 87 | 74 | 13 | 7 | 6 |
| 64 | 154 | 83 | 71 | 141 | 73 | 68 | 13 | 10 | 3 |
| 60 - 64 | 2,344 | 1,136 | 1,208 | 2,229 | 1,069 | 1,160 | 115 | 67 | 48 |
| 65 | 561 | 240 | 321 | 531 | 225 | 306 | 30 | 15 | 15 |
| 66 | 100 | 43 | 57 | 95 | 38 | 57 | 5 | 5 | 0 |
| 67 | 218 | 117 | 101 | 204 | 111 | 93 | 14 | 6 | 8 |
| 68 | 269 | 124 | 145 | 259 | 121 | 138 | 10 | 3 | 7 |
| 69 | 103 | 44 | 59 | 98 | 41 | 57 | 5 | 3 | 2 |
| 65 - 69 | 1,251 | 568 | 683 | 1,187 | 536 | 651 | 64 | 32 | 32 |
| 70 | 1,006 | 489 | 517 | 970 | 473 | 497 | 36 | 16 | 20 |
| 71 | 80 | 35 | 45 | 76 | 35 | 41 | 4 | 0 | 4 |
| 72 | 210 | 99 | 111 | 200 | 94 | 106 | 10 | 5 | 5 |
| 73 | 101 | 42 | 59 | 100 | 41 | 59 | 1 | 1 | 0 |
| 74 | 66 | 31 | 35 | 60 | 29 | 31 | 6 | 2 | 4 |
| 70 - 74 | 1,463 | 696 | 767 | 1,406 | 672 | 734 | 57 | 24 | 33 |
| 75 | 322 | 157 | 165 | 310 | 151 | 159 | 12 | 6 | 6 |
| 76 | 98 | 43 | 55 | 89 | 39 | 50 | 9 | 4 | 5 |
| 77 | 66 | 32 | 34 | 63 | 30 | 33 | 3 | 2 | 1 |
| 78 | 174 | 101 | 73 | 165 | 95 | 70 | 9 | 6 | 3 |
| 79 | 72 | 43 | 29 | 71 | 42 | 29 | 1 | 1 | 0 |
| 75 - 79 | 732 | 376 | 356 | 698 | 357 | 341 | 34 | 19 | 15 |
| 80+ | 1,793 | 844 | 949 | 1,722 | 808 | 914 | 71 | 36 | 35 |

Table 2.6: Arusha District Council: Total Population by Age in Single Years, Five Year Age Groups, Sex and Rural-Urban

| Age | Total | | | Rural | | | Urban | | |
|----------------|----------------|----------------|----------------|----------------|----------------|----------------|---------------|---------------|---------------|
| | Both Sexes | Male | Female | Both Sexes | Male | Female | Both Sexes | Male | Female |
| Total | 323,198 | 154,301 | 168,897 | 271,432 | 129,317 | 142,115 | 51,766 | 24,984 | 26,782 |
| 0 | 10,149 | 5,051 | 5,098 | 8,553 | 4,274 | 4,279 | 1,596 | 777 | 819 |
| 1 | 8,838 | 4,500 | 4,338 | 7,621 | 3,891 | 3,730 | 1,217 | 609 | 608 |
| 2 | 9,197 | 4,599 | 4,598 | 7,834 | 3,916 | 3,918 | 1,363 | 683 | 680 |
| 3 | 9,380 | 4,742 | 4,638 | 8,219 | 4,156 | 4,063 | 1,161 | 586 | 575 |
| 4 | 9,458 | 4,831 | 4,627 | 8,256 | 4,217 | 4,039 | 1,202 | 614 | 588 |
| 0 - 4 | 47,022 | 23,723 | 23,299 | 40,483 | 20,454 | 20,029 | 6,539 | 3,269 | 3,270 |
| 5 | 9,174 | 4,674 | 4,500 | 8,088 | 4,133 | 3,955 | 1,086 | 541 | 545 |
| 6 | 9,136 | 4,538 | 4,598 | 8,009 | 3,991 | 4,018 | 1,127 | 547 | 580 |
| 7 | 9,438 | 4,825 | 4,613 | 8,320 | 4,241 | 4,079 | 1,118 | 584 | 534 |
| 8 | 9,296 | 4,616 | 4,680 | 8,290 | 4,101 | 4,189 | 1,006 | 515 | 491 |
| 9 | 8,796 | 4,375 | 4,421 | 7,762 | 3,858 | 3,904 | 1,034 | 517 | 517 |
| 5 - 9 | 45,840 | 23,028 | 22,812 | 40,469 | 20,324 | 20,145 | 5,371 | 2,704 | 2,667 |
| 10 | 10,020 | 5,012 | 5,008 | 8,906 | 4,463 | 4,443 | 1,114 | 549 | 565 |
| 11 | 6,626 | 3,195 | 3,431 | 5,677 | 2,753 | 2,924 | 949 | 442 | 507 |
| 12 | 10,336 | 5,097 | 5,239 | 9,138 | 4,488 | 4,650 | 1,198 | 609 | 589 |
| 13 | 7,475 | 3,549 | 3,926 | 6,518 | 3,105 | 3,413 | 957 | 444 | 513 |
| 14 | 7,801 | 3,675 | 4,126 | 6,760 | 3,189 | 3,571 | 1,041 | 486 | 555 |
| 10 - 14 | 42,258 | 20,528 | 21,730 | 36,999 | 17,998 | 19,001 | 5,259 | 2,530 | 2,729 |
| 15 | 8,024 | 3,680 | 4,344 | 6,842 | 3,176 | 3,666 | 1,182 | 504 | 678 |
| 16 | 7,656 | 3,538 | 4,118 | 6,430 | 3,006 | 3,424 | 1,226 | 532 | 694 |
| 17 | 7,094 | 3,342 | 3,752 | 5,834 | 2,795 | 3,039 | 1,260 | 547 | 713 |
| 18 | 9,014 | 4,143 | 4,871 | 7,547 | 3,521 | 4,026 | 1,467 | 622 | 845 |
| 19 | 6,212 | 2,769 | 3,443 | 5,003 | 2,220 | 2,783 | 1,209 | 549 | 660 |
| 15 - 19 | 38,000 | 17,472 | 20,528 | 31,656 | 14,718 | 16,938 | 6,344 | 2,754 | 3,590 |
| 20 | 9,429 | 4,169 | 5,260 | 7,782 | 3,455 | 4,327 | 1,647 | 714 | 933 |
| 21 | 5,014 | 2,322 | 2,692 | 3,885 | 1,780 | 2,105 | 1,129 | 542 | 587 |
| 22 | 7,435 | 3,345 | 4,090 | 5,818 | 2,631 | 3,187 | 1,617 | 714 | 903 |
| 23 | 5,000 | 2,221 | 2,779 | 3,689 | 1,668 | 2,021 | 1,311 | 553 | 758 |
| 24 | 5,183 | 2,212 | 2,971 | 3,945 | 1,686 | 2,259 | 1,238 | 526 | 712 |
| 20 - 24 | 32,061 | 14,269 | 17,792 | 25,119 | 11,220 | 13,899 | 6,942 | 3,049 | 3,893 |
| 25 | 7,110 | 2,955 | 4,155 | 5,648 | 2,319 | 3,329 | 1,462 | 636 | 826 |
| 26 | 4,923 | 2,254 | 2,669 | 3,745 | 1,709 | 2,036 | 1,178 | 545 | 633 |
| 27 | 4,487 | 2,024 | 2,463 | 3,302 | 1,457 | 1,845 | 1,185 | 567 | 618 |
| 28 | 6,713 | 2,949 | 3,764 | 5,283 | 2,276 | 3,007 | 1,430 | 673 | 757 |
| 29 | 3,621 | 1,553 | 2,068 | 2,779 | 1,171 | 1,608 | 842 | 382 | 460 |
| 25 - 29 | 26,854 | 11,735 | 15,119 | 20,757 | 8,932 | 11,825 | 6,097 | 2,803 | 3,294 |
| 30 | 8,471 | 3,738 | 4,733 | 6,755 | 2,913 | 3,842 | 1,716 | 825 | 891 |
| 31 | 2,428 | 1,150 | 1,278 | 1,777 | 818 | 959 | 651 | 332 | 319 |
| 32 | 5,436 | 2,532 | 2,904 | 4,300 | 1,958 | 2,342 | 1,136 | 574 | 562 |
| 33 | 2,945 | 1,433 | 1,512 | 2,230 | 1,076 | 1,154 | 715 | 357 | 358 |
| 34 | 3,105 | 1,409 | 1,696 | 2,364 | 1,079 | 1,285 | 741 | 330 | 411 |
| 30 - 34 | 22,385 | 10,262 | 12,123 | 17,426 | 7,844 | 9,582 | 4,959 | 2,418 | 2,541 |
| 35 | 5,869 | 2,685 | 3,184 | 4,899 | 2,173 | 2,726 | 970 | 512 | 458 |
| 36 | 3,153 | 1,494 | 1,659 | 2,439 | 1,129 | 1,310 | 714 | 365 | 349 |
| 37 | 2,848 | 1,414 | 1,434 | 2,257 | 1,104 | 1,153 | 591 | 310 | 281 |
| 38 | 3,937 | 1,797 | 2,140 | 3,211 | 1,427 | 1,784 | 726 | 370 | 356 |
| 39 | 2,319 | 1,084 | 1,235 | 1,815 | 825 | 990 | 504 | 259 | 245 |
| 35 - 39 | 18,126 | 8,474 | 9,652 | 14,621 | 6,658 | 7,963 | 3,505 | 1,816 | 1,689 |

Table 2.6: Arusha District Council: Total Population by Age in Single Years, Five Year Age Groups, Sex and Rural-Urban

| Age | Total | | | Rural | | | Urban | | |
|----------------|---------------|--------------|--------------|---------------|--------------|--------------|--------------|--------------|--------------|
| | Both Sexes | Male | Female | Both Sexes | Male | Female | Both Sexes | Male | Female |
| 40 | 5,420 | 2,549 | 2,871 | 4,604 | 2,106 | 2,498 | 816 | 443 | 373 |
| 41 | 1,323 | 637 | 686 | 1,034 | 491 | 543 | 289 | 146 | 143 |
| 42 | 2,952 | 1,538 | 1,414 | 2,425 | 1,246 | 1,179 | 527 | 292 | 235 |
| 43 | 1,634 | 845 | 789 | 1,288 | 662 | 626 | 346 | 183 | 163 |
| 44 | 1,590 | 833 | 757 | 1,265 | 644 | 621 | 325 | 189 | 136 |
| 40 - 44 | 12,919 | 6,402 | 6,517 | 10,616 | 5,149 | 5,467 | 2,303 | 1,253 | 1,050 |
| 45 | 3,418 | 1,663 | 1,755 | 2,968 | 1,413 | 1,555 | 450 | 250 | 200 |
| 46 | 1,509 | 715 | 794 | 1,232 | 577 | 655 | 277 | 138 | 139 |
| 47 | 1,380 | 700 | 680 | 1,111 | 555 | 556 | 269 | 145 | 124 |
| 48 | 2,267 | 1,091 | 1,176 | 1,950 | 918 | 1,032 | 317 | 173 | 144 |
| 49 | 1,174 | 556 | 618 | 959 | 449 | 510 | 215 | 107 | 108 |
| 45 - 49 | 9,748 | 4,725 | 5,023 | 8,220 | 3,912 | 4,308 | 1,528 | 813 | 715 |
| 50 | 3,196 | 1,316 | 1,880 | 2,862 | 1,156 | 1,706 | 334 | 160 | 174 |
| 51 | 993 | 585 | 408 | 824 | 484 | 340 | 169 | 101 | 68 |
| 52 | 1,628 | 802 | 826 | 1,389 | 665 | 724 | 239 | 137 | 102 |
| 53 | 826 | 426 | 400 | 685 | 341 | 344 | 141 | 85 | 56 |
| 54 | 1,049 | 582 | 467 | 903 | 494 | 409 | 146 | 88 | 58 |
| 50 - 54 | 7,692 | 3,711 | 3,981 | 6,663 | 3,140 | 3,523 | 1,029 | 571 | 458 |
| 55 | 1,718 | 859 | 859 | 1,538 | 747 | 791 | 180 | 112 | 68 |
| 56 | 1,038 | 568 | 470 | 877 | 484 | 393 | 161 | 84 | 77 |
| 57 | 778 | 434 | 344 | 669 | 363 | 306 | 109 | 71 | 38 |
| 58 | 1,180 | 623 | 557 | 1,045 | 550 | 495 | 135 | 73 | 62 |
| 59 | 510 | 288 | 222 | 451 | 257 | 194 | 59 | 31 | 28 |
| 55 - 59 | 5,224 | 2,772 | 2,452 | 4,580 | 2,401 | 2,179 | 644 | 371 | 273 |
| 60 | 2,447 | 1,104 | 1,343 | 2,252 | 1,001 | 1,251 | 195 | 103 | 92 |
| 61 | 406 | 245 | 161 | 340 | 201 | 139 | 66 | 44 | 22 |
| 62 | 875 | 489 | 386 | 765 | 423 | 342 | 110 | 66 | 44 |
| 63 | 460 | 244 | 216 | 406 | 223 | 183 | 54 | 21 | 33 |
| 64 | 423 | 224 | 199 | 367 | 201 | 166 | 56 | 23 | 33 |
| 60 - 64 | 4,611 | 2,306 | 2,305 | 4,130 | 2,049 | 2,081 | 481 | 257 | 224 |
| 65 | 1,236 | 559 | 677 | 1,163 | 515 | 648 | 73 | 44 | 29 |
| 66 | 299 | 163 | 136 | 258 | 141 | 117 | 41 | 22 | 19 |
| 67 | 489 | 268 | 221 | 444 | 240 | 204 | 45 | 28 | 17 |
| 68 | 628 | 299 | 329 | 582 | 276 | 306 | 46 | 23 | 23 |
| 69 | 206 | 111 | 95 | 186 | 103 | 83 | 20 | 8 | 12 |
| 65 - 69 | 2,858 | 1,400 | 1,458 | 2,633 | 1,275 | 1,358 | 225 | 125 | 100 |
| 70 | 1,653 | 706 | 947 | 1,544 | 653 | 891 | 109 | 53 | 56 |
| 71 | 150 | 92 | 58 | 133 | 79 | 54 | 17 | 13 | 4 |
| 72 | 453 | 236 | 217 | 422 | 220 | 202 | 31 | 16 | 15 |
| 73 | 233 | 135 | 98 | 210 | 119 | 91 | 23 | 16 | 7 |
| 74 | 185 | 108 | 77 | 168 | 95 | 73 | 17 | 13 | 4 |
| 70 - 74 | 2,674 | 1,277 | 1,397 | 2,477 | 1,166 | 1,311 | 197 | 111 | 86 |
| 75 | 705 | 314 | 391 | 661 | 299 | 362 | 44 | 15 | 29 |
| 76 | 237 | 122 | 115 | 210 | 110 | 100 | 27 | 12 | 15 |
| 77 | 171 | 91 | 80 | 154 | 81 | 73 | 17 | 10 | 7 |
| 78 | 441 | 229 | 212 | 412 | 209 | 203 | 29 | 20 | 9 |
| 79 | 160 | 95 | 65 | 149 | 89 | 60 | 11 | 6 | 5 |
| 75 - 79 | 1,714 | 851 | 863 | 1,586 | 788 | 798 | 128 | 63 | 65 |
| 80+ | 3,212 | 1,366 | 1,846 | 2,997 | 1,289 | 1,708 | 215 | 77 | 138 |

Table 2.7: Longido District Council: Total Population by Age in Single Years, Five Year Age Groups, Sex and Rural-Urban

| Age | Total | | | Rural | | | Urban | | |
|----------------|----------------|---------------|---------------|----------------|---------------|---------------|--------------|--------------|--------------|
| | Both Sexes | Male | Female | Both Sexes | Male | Female | Both Sexes | Male | Female |
| Total | 123,153 | 60,199 | 62,954 | 115,340 | 56,377 | 58,963 | 7,813 | 3,822 | 3,991 |
| 0 | 4,282 | 2,066 | 2,216 | 4,058 | 1,951 | 2,107 | 224 | 115 | 109 |
| 1 | 3,979 | 2,046 | 1,933 | 3,782 | 1,933 | 1,849 | 197 | 113 | 84 |
| 2 | 4,386 | 2,113 | 2,273 | 4,180 | 2,001 | 2,179 | 206 | 112 | 94 |
| 3 | 4,958 | 2,486 | 2,472 | 4,766 | 2,402 | 2,364 | 192 | 84 | 108 |
| 4 | 5,136 | 2,630 | 2,506 | 4,938 | 2,523 | 2,415 | 198 | 107 | 91 |
| 0 - 4 | 22,741 | 11,341 | 11,400 | 21,724 | 10,810 | 10,914 | 1,017 | 531 | 486 |
| 5 | 4,976 | 2,480 | 2,496 | 4,793 | 2,389 | 2,404 | 183 | 91 | 92 |
| 6 | 4,510 | 2,264 | 2,246 | 4,328 | 2,165 | 2,163 | 182 | 99 | 83 |
| 7 | 4,383 | 2,200 | 2,183 | 4,215 | 2,114 | 2,101 | 168 | 86 | 82 |
| 8 | 4,347 | 2,270 | 2,077 | 4,155 | 2,167 | 1,988 | 192 | 103 | 89 |
| 9 | 3,548 | 1,893 | 1,655 | 3,373 | 1,816 | 1,557 | 175 | 77 | 98 |
| 5 - 9 | 21,764 | 11,107 | 10,657 | 20,864 | 10,651 | 10,213 | 900 | 456 | 444 |
| 10 | 4,715 | 2,492 | 2,223 | 4,549 | 2,409 | 2,140 | 166 | 83 | 83 |
| 11 | 2,255 | 1,112 | 1,143 | 2,106 | 1,046 | 1,060 | 149 | 66 | 83 |
| 12 | 4,169 | 2,184 | 1,985 | 3,939 | 2,069 | 1,870 | 230 | 115 | 115 |
| 13 | 2,629 | 1,398 | 1,231 | 2,440 | 1,298 | 1,142 | 189 | 100 | 89 |
| 14 | 2,743 | 1,497 | 1,246 | 2,572 | 1,403 | 1,169 | 171 | 94 | 77 |
| 10 - 14 | 16,511 | 8,683 | 7,828 | 15,606 | 8,225 | 7,381 | 905 | 458 | 447 |
| 15 | 2,999 | 1,583 | 1,416 | 2,815 | 1,505 | 1,310 | 184 | 78 | 106 |
| 16 | 2,411 | 1,261 | 1,150 | 2,230 | 1,180 | 1,050 | 181 | 81 | 100 |
| 17 | 1,982 | 1,050 | 932 | 1,791 | 971 | 820 | 191 | 79 | 112 |
| 18 | 3,425 | 1,742 | 1,683 | 3,207 | 1,648 | 1,559 | 218 | 94 | 124 |
| 19 | 1,711 | 881 | 830 | 1,530 | 801 | 729 | 181 | 80 | 101 |
| 15 - 19 | 12,528 | 6,517 | 6,011 | 11,573 | 6,105 | 5,468 | 955 | 412 | 543 |
| 20 | 3,484 | 1,468 | 2,016 | 3,221 | 1,364 | 1,857 | 263 | 104 | 159 |
| 21 | 1,286 | 555 | 731 | 1,144 | 489 | 655 | 142 | 66 | 76 |
| 22 | 2,133 | 815 | 1,318 | 1,933 | 722 | 1,211 | 200 | 93 | 107 |
| 23 | 1,242 | 506 | 736 | 1,108 | 439 | 669 | 134 | 67 | 67 |
| 24 | 1,529 | 602 | 927 | 1,366 | 537 | 829 | 163 | 65 | 98 |
| 20 - 24 | 9,674 | 3,946 | 5,728 | 8,772 | 3,551 | 5,221 | 902 | 395 | 507 |
| 25 | 2,634 | 985 | 1,649 | 2,452 | 911 | 1,541 | 182 | 74 | 108 |
| 26 | 1,485 | 647 | 838 | 1,344 | 583 | 761 | 141 | 64 | 77 |
| 27 | 1,504 | 660 | 844 | 1,376 | 597 | 779 | 128 | 63 | 65 |
| 28 | 2,594 | 1,113 | 1,481 | 2,396 | 1,016 | 1,380 | 198 | 97 | 101 |
| 29 | 1,067 | 468 | 599 | 950 | 424 | 526 | 117 | 44 | 73 |
| 25 - 29 | 9,284 | 3,873 | 5,411 | 8,518 | 3,531 | 4,987 | 766 | 342 | 424 |
| 30 | 3,444 | 1,546 | 1,898 | 3,188 | 1,424 | 1,764 | 256 | 122 | 134 |
| 31 | 677 | 307 | 370 | 590 | 265 | 325 | 87 | 42 | 45 |
| 32 | 1,709 | 798 | 911 | 1,523 | 696 | 827 | 186 | 102 | 84 |
| 33 | 811 | 412 | 399 | 708 | 353 | 355 | 103 | 59 | 44 |
| 34 | 798 | 355 | 443 | 715 | 317 | 398 | 83 | 38 | 45 |
| 30 - 34 | 7,439 | 3,418 | 4,021 | 6,724 | 3,055 | 3,669 | 715 | 363 | 352 |
| 35 | 2,156 | 988 | 1,168 | 1,983 | 898 | 1,085 | 173 | 90 | 83 |
| 36 | 792 | 358 | 434 | 696 | 313 | 383 | 96 | 45 | 51 |
| 37 | 813 | 349 | 464 | 733 | 315 | 418 | 80 | 34 | 46 |
| 38 | 1,341 | 612 | 729 | 1,213 | 546 | 667 | 128 | 66 | 62 |
| 39 | 744 | 340 | 404 | 660 | 304 | 356 | 84 | 36 | 48 |
| 35 - 39 | 5,846 | 2,647 | 3,199 | 5,285 | 2,376 | 2,909 | 561 | 271 | 290 |

Table 2.7: Longido District Council: Total Population by Age in Single Years, Five Year Age Groups, Sex and Rural-Urban

| Age | Total | | | Rural | | | Urban | | |
|----------------|--------------|--------------|--------------|--------------|--------------|--------------|------------|------------|------------|
| | Both Sexes | Male | Female | Both Sexes | Male | Female | Both Sexes | Male | Female |
| 40 | 2,278 | 1,069 | 1,209 | 2,128 | 990 | 1,138 | 150 | 79 | 71 |
| 41 | 393 | 192 | 201 | 355 | 169 | 186 | 38 | 23 | 15 |
| 42 | 930 | 468 | 462 | 831 | 413 | 418 | 99 | 55 | 44 |
| 43 | 446 | 229 | 217 | 386 | 198 | 188 | 60 | 31 | 29 |
| 44 | 389 | 205 | 184 | 340 | 176 | 164 | 49 | 29 | 20 |
| 40 - 44 | 4,436 | 2,163 | 2,273 | 4,040 | 1,946 | 2,094 | 396 | 217 | 179 |
| 45 | 1,428 | 715 | 713 | 1,344 | 677 | 667 | 84 | 38 | 46 |
| 46 | 431 | 220 | 211 | 387 | 194 | 193 | 44 | 26 | 18 |
| 47 | 468 | 245 | 223 | 428 | 221 | 207 | 40 | 24 | 16 |
| 48 | 798 | 398 | 400 | 754 | 370 | 384 | 44 | 28 | 16 |
| 49 | 410 | 205 | 205 | 376 | 185 | 191 | 34 | 20 | 14 |
| 45 - 49 | 3,535 | 1,783 | 1,752 | 3,289 | 1,647 | 1,642 | 246 | 136 | 110 |
| 50 | 1,361 | 625 | 736 | 1,298 | 595 | 703 | 63 | 30 | 33 |
| 51 | 273 | 131 | 142 | 250 | 116 | 134 | 23 | 15 | 8 |
| 52 | 505 | 265 | 240 | 476 | 253 | 223 | 29 | 12 | 17 |
| 53 | 202 | 102 | 100 | 183 | 92 | 91 | 19 | 10 | 9 |
| 54 | 298 | 160 | 138 | 271 | 143 | 128 | 27 | 17 | 10 |
| 50 - 54 | 2,639 | 1,283 | 1,356 | 2,478 | 1,199 | 1,279 | 161 | 84 | 77 |
| 55 | 607 | 338 | 269 | 586 | 321 | 265 | 21 | 17 | 4 |
| 56 | 321 | 190 | 131 | 298 | 175 | 123 | 23 | 15 | 8 |
| 57 | 220 | 128 | 92 | 205 | 121 | 84 | 15 | 7 | 8 |
| 58 | 354 | 189 | 165 | 330 | 174 | 156 | 24 | 15 | 9 |
| 59 | 129 | 71 | 58 | 120 | 67 | 53 | 9 | 4 | 5 |
| 55 - 59 | 1,631 | 916 | 715 | 1,539 | 858 | 681 | 92 | 58 | 34 |
| 60 | 1,058 | 506 | 552 | 1,023 | 488 | 535 | 35 | 18 | 17 |
| 61 | 124 | 65 | 59 | 117 | 62 | 55 | 7 | 3 | 4 |
| 62 | 231 | 109 | 122 | 216 | 99 | 117 | 15 | 10 | 5 |
| 63 | 119 | 70 | 49 | 110 | 64 | 46 | 9 | 6 | 3 |
| 64 | 112 | 63 | 49 | 104 | 57 | 47 | 8 | 6 | 2 |
| 60 - 64 | 1,644 | 813 | 831 | 1,570 | 770 | 800 | 74 | 43 | 31 |
| 65 | 490 | 221 | 269 | 477 | 215 | 262 | 13 | 6 | 7 |
| 66 | 77 | 38 | 39 | 75 | 38 | 37 | 2 | 0 | 2 |
| 67 | 134 | 72 | 62 | 127 | 69 | 58 | 7 | 3 | 4 |
| 68 | 206 | 107 | 99 | 200 | 106 | 94 | 6 | 1 | 5 |
| 69 | 67 | 44 | 23 | 62 | 42 | 20 | 5 | 2 | 3 |
| 65 - 69 | 974 | 482 | 492 | 941 | 470 | 471 | 33 | 12 | 21 |
| 70 | 673 | 329 | 344 | 651 | 315 | 336 | 22 | 14 | 8 |
| 71 | 40 | 17 | 23 | 39 | 16 | 23 | 1 | 1 | 0 |
| 72 | 133 | 75 | 58 | 129 | 73 | 56 | 4 | 2 | 2 |
| 73 | 51 | 25 | 26 | 49 | 24 | 25 | 2 | 1 | 1 |
| 74 | 50 | 27 | 23 | 46 | 27 | 19 | 4 | 0 | 4 |
| 70 - 74 | 947 | 473 | 474 | 914 | 455 | 459 | 33 | 18 | 15 |
| 75 | 236 | 119 | 117 | 224 | 115 | 109 | 12 | 4 | 8 |
| 76 | 67 | 37 | 30 | 65 | 36 | 29 | 2 | 1 | 1 |
| 77 | 40 | 22 | 18 | 37 | 20 | 17 | 3 | 2 | 1 |
| 78 | 155 | 75 | 80 | 148 | 73 | 75 | 7 | 2 | 5 |
| 79 | 53 | 34 | 19 | 51 | 33 | 18 | 2 | 1 | 1 |
| 75 - 79 | 551 | 287 | 264 | 525 | 277 | 248 | 26 | 10 | 16 |
| 80+ | 1,009 | 467 | 542 | 978 | 451 | 527 | 31 | 16 | 15 |

Table 3.0: Kilimanjaro Region: Total Population by Age in Single Years, Five Year Age Groups, Sex and Rural-Urban

| Age | Total | | | Rural | | | Urban | | |
|----------------|------------------|----------------|----------------|------------------|----------------|----------------|----------------|----------------|----------------|
| | Both Sexes | Male | Female | Both Sexes | Male | Female | Both Sexes | Male | Female |
| Total | 1,640,087 | 793,140 | 846,947 | 1,242,712 | 602,597 | 640,115 | 397,375 | 190,543 | 206,832 |
| 0 | 40,274 | 20,263 | 20,011 | 29,435 | 14,886 | 14,549 | 10,839 | 5,377 | 5,462 |
| 1 | 34,596 | 17,459 | 17,137 | 25,784 | 13,007 | 12,777 | 8,812 | 4,452 | 4,360 |
| 2 | 39,778 | 20,057 | 19,721 | 29,948 | 15,102 | 14,846 | 9,830 | 4,955 | 4,875 |
| 3 | 37,550 | 18,660 | 18,890 | 28,560 | 14,190 | 14,370 | 8,990 | 4,470 | 4,520 |
| 4 | 39,708 | 19,995 | 19,713 | 30,816 | 15,414 | 15,402 | 8,892 | 4,581 | 4,311 |
| 0 - 4 | 191,906 | 96,434 | 95,472 | 144,543 | 72,599 | 71,944 | 47,363 | 23,835 | 23,528 |
| 5 | 39,788 | 20,567 | 19,221 | 31,134 | 16,059 | 15,075 | 8,654 | 4,508 | 4,146 |
| 6 | 40,669 | 20,390 | 20,279 | 31,641 | 15,867 | 15,774 | 9,028 | 4,523 | 4,505 |
| 7 | 44,109 | 22,380 | 21,729 | 34,689 | 17,621 | 17,068 | 9,420 | 4,759 | 4,661 |
| 8 | 41,412 | 20,652 | 20,760 | 32,607 | 16,278 | 16,329 | 8,805 | 4,374 | 4,431 |
| 9 | 40,945 | 20,410 | 20,535 | 32,365 | 16,148 | 16,217 | 8,580 | 4,262 | 4,318 |
| 5 - 9 | 206,923 | 104,399 | 102,524 | 162,436 | 81,973 | 80,463 | 44,487 | 22,426 | 22,061 |
| 10 | 48,931 | 24,386 | 24,545 | 38,730 | 19,349 | 19,381 | 10,201 | 5,037 | 5,164 |
| 11 | 35,757 | 17,592 | 18,165 | 28,070 | 13,866 | 14,204 | 7,687 | 3,726 | 3,961 |
| 12 | 54,113 | 27,466 | 26,647 | 42,761 | 21,853 | 20,908 | 11,352 | 5,613 | 5,739 |
| 13 | 41,803 | 20,695 | 21,108 | 32,896 | 16,358 | 16,538 | 8,907 | 4,337 | 4,570 |
| 14 | 41,509 | 20,297 | 21,212 | 32,086 | 15,876 | 16,210 | 9,423 | 4,421 | 5,002 |
| 10 - 14 | 222,113 | 110,436 | 111,677 | 174,543 | 87,302 | 87,241 | 47,570 | 23,134 | 24,436 |
| 15 | 39,279 | 19,396 | 19,883 | 29,705 | 15,060 | 14,645 | 9,574 | 4,336 | 5,238 |
| 16 | 39,343 | 18,955 | 20,388 | 28,996 | 14,210 | 14,786 | 10,347 | 4,745 | 5,602 |
| 17 | 36,984 | 17,773 | 19,211 | 26,753 | 13,154 | 13,599 | 10,231 | 4,619 | 5,612 |
| 18 | 39,440 | 19,563 | 19,877 | 28,531 | 14,412 | 14,119 | 10,909 | 5,151 | 5,758 |
| 19 | 26,737 | 13,070 | 13,667 | 18,234 | 9,143 | 9,091 | 8,503 | 3,927 | 4,576 |
| 15 - 19 | 181,783 | 88,757 | 93,026 | 132,219 | 65,979 | 66,240 | 49,564 | 22,778 | 26,786 |
| 20 | 35,134 | 16,854 | 18,280 | 24,134 | 11,800 | 12,334 | 11,000 | 5,054 | 5,946 |
| 21 | 21,254 | 10,215 | 11,039 | 14,133 | 6,918 | 7,215 | 7,121 | 3,297 | 3,824 |
| 22 | 28,957 | 13,774 | 15,183 | 19,438 | 9,425 | 10,013 | 9,519 | 4,349 | 5,170 |
| 23 | 19,875 | 9,010 | 10,865 | 13,155 | 6,158 | 6,997 | 6,720 | 2,852 | 3,868 |
| 24 | 20,526 | 9,449 | 11,077 | 13,559 | 6,364 | 7,195 | 6,967 | 3,085 | 3,882 |
| 20 - 24 | 125,746 | 59,302 | 66,444 | 84,419 | 40,665 | 43,754 | 41,327 | 18,637 | 22,690 |
| 25 | 24,442 | 11,489 | 12,953 | 16,560 | 7,859 | 8,701 | 7,882 | 3,630 | 4,252 |
| 26 | 19,430 | 9,046 | 10,384 | 12,774 | 6,010 | 6,764 | 6,656 | 3,036 | 3,620 |
| 27 | 17,742 | 8,393 | 9,349 | 11,584 | 5,534 | 6,050 | 6,158 | 2,859 | 3,299 |
| 28 | 24,794 | 11,647 | 13,147 | 16,484 | 7,754 | 8,730 | 8,310 | 3,893 | 4,417 |
| 29 | 15,639 | 7,068 | 8,571 | 10,377 | 4,662 | 5,715 | 5,262 | 2,406 | 2,856 |
| 25 - 29 | 102,047 | 47,643 | 54,404 | 67,779 | 31,819 | 35,960 | 34,268 | 15,824 | 18,444 |
| 30 | 32,478 | 15,203 | 17,275 | 22,304 | 10,498 | 11,806 | 10,174 | 4,705 | 5,469 |
| 31 | 11,852 | 5,805 | 6,047 | 8,128 | 3,984 | 4,144 | 3,724 | 1,821 | 1,903 |
| 32 | 24,167 | 11,413 | 12,754 | 16,680 | 7,805 | 8,875 | 7,487 | 3,608 | 3,879 |
| 33 | 14,541 | 6,951 | 7,590 | 9,896 | 4,700 | 5,196 | 4,645 | 2,251 | 2,394 |
| 34 | 14,733 | 6,996 | 7,737 | 10,232 | 4,889 | 5,343 | 4,501 | 2,107 | 2,394 |
| 30 - 34 | 97,771 | 46,368 | 51,403 | 67,240 | 31,876 | 35,364 | 30,531 | 14,492 | 16,039 |
| 35 | 25,100 | 11,962 | 13,138 | 18,168 | 8,592 | 9,576 | 6,932 | 3,370 | 3,562 |
| 36 | 16,458 | 7,832 | 8,626 | 11,724 | 5,506 | 6,218 | 4,734 | 2,326 | 2,408 |
| 37 | 15,896 | 7,741 | 8,155 | 11,314 | 5,499 | 5,815 | 4,582 | 2,242 | 2,340 |
| 38 | 20,167 | 9,256 | 10,911 | 14,688 | 6,631 | 8,057 | 5,479 | 2,625 | 2,854 |
| 39 | 14,063 | 6,625 | 7,438 | 10,333 | 4,836 | 5,497 | 3,730 | 1,789 | 1,941 |
| 35 - 39 | 91,684 | 43,416 | 48,268 | 66,227 | 31,064 | 35,163 | 25,457 | 12,352 | 13,105 |

Table 3.0: Kilimanjaro Region: Total Population by Age in Single Years, Five Year Age Groups, Sex and Rural-Urban

| Age | Total | | | Rural | | | Urban | | |
|----------------|---------------|---------------|---------------|---------------|---------------|---------------|---------------|--------------|---------------|
| | Both Sexes | Male | Female | Both Sexes | Male | Female | Both Sexes | Male | Female |
| 40 | 28,148 | 13,346 | 14,802 | 21,089 | 9,866 | 11,223 | 7,059 | 3,480 | 3,579 |
| 41 | 9,091 | 4,325 | 4,766 | 6,781 | 3,218 | 3,563 | 2,310 | 1,107 | 1,203 |
| 42 | 20,301 | 9,914 | 10,387 | 15,176 | 7,268 | 7,908 | 5,125 | 2,646 | 2,479 |
| 43 | 11,716 | 5,543 | 6,173 | 8,892 | 4,209 | 4,683 | 2,824 | 1,334 | 1,490 |
| 44 | 11,839 | 5,690 | 6,149 | 9,062 | 4,321 | 4,741 | 2,777 | 1,369 | 1,408 |
| 40 - 44 | 81,095 | 38,818 | 42,277 | 61,000 | 28,882 | 32,118 | 20,095 | 9,936 | 10,159 |
| 45 | 20,673 | 9,841 | 10,832 | 16,058 | 7,510 | 8,548 | 4,615 | 2,331 | 2,284 |
| 46 | 11,746 | 5,595 | 6,151 | 9,181 | 4,315 | 4,866 | 2,565 | 1,280 | 1,285 |
| 47 | 11,584 | 5,616 | 5,968 | 9,029 | 4,359 | 4,670 | 2,555 | 1,257 | 1,298 |
| 48 | 16,034 | 7,454 | 8,580 | 12,531 | 5,789 | 6,742 | 3,503 | 1,665 | 1,838 |
| 49 | 10,083 | 4,753 | 5,330 | 7,866 | 3,736 | 4,130 | 2,217 | 1,017 | 1,200 |
| 45 - 49 | 70,120 | 33,259 | 36,861 | 54,665 | 25,709 | 28,956 | 15,455 | 7,550 | 7,905 |
| 50 | 20,996 | 9,189 | 11,807 | 16,733 | 7,127 | 9,606 | 4,263 | 2,062 | 2,201 |
| 51 | 8,889 | 4,490 | 4,399 | 7,097 | 3,548 | 3,549 | 1,792 | 942 | 850 |
| 52 | 14,619 | 7,069 | 7,550 | 11,715 | 5,628 | 6,087 | 2,904 | 1,441 | 1,463 |
| 53 | 8,590 | 3,946 | 4,644 | 6,935 | 3,170 | 3,765 | 1,655 | 776 | 879 |
| 54 | 10,054 | 4,735 | 5,319 | 7,943 | 3,712 | 4,231 | 2,111 | 1,023 | 1,088 |
| 50 - 54 | 63,148 | 29,429 | 33,719 | 50,423 | 23,185 | 27,238 | 12,725 | 6,244 | 6,481 |
| 55 | 12,346 | 5,520 | 6,826 | 10,234 | 4,550 | 5,684 | 2,112 | 970 | 1,142 |
| 56 | 9,871 | 4,610 | 5,261 | 8,061 | 3,726 | 4,335 | 1,810 | 884 | 926 |
| 57 | 7,555 | 3,582 | 3,973 | 6,226 | 2,922 | 3,304 | 1,329 | 660 | 669 |
| 58 | 10,671 | 4,898 | 5,773 | 8,775 | 4,001 | 4,774 | 1,896 | 897 | 999 |
| 59 | 5,915 | 2,809 | 3,106 | 4,869 | 2,322 | 2,547 | 1,046 | 487 | 559 |
| 55 - 59 | 46,358 | 21,419 | 24,939 | 38,165 | 17,521 | 20,644 | 8,193 | 3,898 | 4,295 |
| 60 | 18,334 | 7,949 | 10,385 | 15,552 | 6,686 | 8,866 | 2,782 | 1,263 | 1,519 |
| 61 | 4,706 | 2,360 | 2,346 | 3,962 | 1,994 | 1,968 | 744 | 366 | 378 |
| 62 | 9,548 | 4,710 | 4,838 | 8,088 | 4,019 | 4,069 | 1,460 | 691 | 769 |
| 63 | 5,772 | 2,767 | 3,005 | 4,859 | 2,332 | 2,527 | 913 | 435 | 478 |
| 64 | 6,234 | 3,123 | 3,111 | 5,292 | 2,644 | 2,648 | 942 | 479 | 463 |
| 60 - 64 | 44,594 | 20,909 | 23,685 | 37,753 | 17,675 | 20,078 | 6,841 | 3,234 | 3,607 |
| 65 | 10,584 | 4,811 | 5,773 | 9,171 | 4,110 | 5,061 | 1,413 | 701 | 712 |
| 66 | 4,677 | 2,220 | 2,457 | 4,062 | 1,903 | 2,159 | 615 | 317 | 298 |
| 67 | 5,735 | 2,814 | 2,921 | 4,943 | 2,432 | 2,511 | 792 | 382 | 410 |
| 68 | 6,358 | 2,836 | 3,522 | 5,591 | 2,470 | 3,121 | 767 | 366 | 401 |
| 69 | 3,400 | 1,678 | 1,722 | 2,970 | 1,457 | 1,513 | 430 | 221 | 209 |
| 65 - 69 | 30,754 | 14,359 | 16,395 | 26,737 | 12,372 | 14,365 | 4,017 | 1,987 | 2,030 |
| 70 | 13,864 | 5,747 | 8,117 | 12,149 | 5,024 | 7,125 | 1,715 | 723 | 992 |
| 71 | 2,511 | 1,235 | 1,276 | 2,150 | 1,056 | 1,094 | 361 | 179 | 182 |
| 72 | 6,403 | 3,255 | 3,148 | 5,634 | 2,871 | 2,763 | 769 | 384 | 385 |
| 73 | 3,496 | 1,800 | 1,696 | 3,090 | 1,596 | 1,494 | 406 | 204 | 202 |
| 74 | 3,424 | 1,820 | 1,604 | 3,018 | 1,612 | 1,406 | 406 | 208 | 198 |
| 70 - 74 | 29,698 | 13,857 | 15,841 | 26,041 | 12,159 | 13,882 | 3,657 | 1,698 | 1,959 |
| 75 | 7,336 | 3,108 | 4,228 | 6,591 | 2,778 | 3,813 | 745 | 330 | 415 |
| 76 | 4,001 | 2,057 | 1,944 | 3,555 | 1,841 | 1,714 | 446 | 216 | 230 |
| 77 | 2,796 | 1,471 | 1,325 | 2,502 | 1,332 | 1,170 | 294 | 139 | 155 |
| 78 | 4,040 | 1,886 | 2,154 | 3,633 | 1,702 | 1,931 | 407 | 184 | 223 |
| 79 | 2,461 | 1,283 | 1,178 | 2,198 | 1,143 | 1,055 | 263 | 140 | 123 |
| 75 - 79 | 20,634 | 9,805 | 10,829 | 18,479 | 8,796 | 9,683 | 2,155 | 1,009 | 1,146 |
| 80+ | 33,713 | 14,530 | 19,183 | 30,043 | 13,021 | 17,022 | 3,670 | 1,509 | 2,161 |

Table 3.1: Rombo District Council: Total Population by Age in Single Years, Five Year Age Groups, Sex and Rural-Urban

| Age | Total | | | Rural | | | Urban | | |
|----------------|----------------|----------------|----------------|----------------|----------------|----------------|---------------|--------------|--------------|
| | Both Sexes | Male | Female | Both Sexes | Male | Female | Both Sexes | Male | Female |
| Total | 260,963 | 124,528 | 136,435 | 243,109 | 115,777 | 127,332 | 17,854 | 8,751 | 9,103 |
| 0 | 6,047 | 2,989 | 3,058 | 5,559 | 2,745 | 2,814 | 488 | 244 | 244 |
| 1 | 5,300 | 2,597 | 2,703 | 4,899 | 2,412 | 2,487 | 401 | 185 | 216 |
| 2 | 6,078 | 3,108 | 2,970 | 5,602 | 2,845 | 2,757 | 476 | 263 | 213 |
| 3 | 5,933 | 2,980 | 2,953 | 5,514 | 2,772 | 2,742 | 419 | 208 | 211 |
| 4 | 6,597 | 3,310 | 3,287 | 6,191 | 3,098 | 3,093 | 406 | 212 | 194 |
| 0 - 4 | 29,955 | 14,984 | 14,971 | 27,765 | 13,872 | 13,893 | 2,190 | 1,112 | 1,078 |
| 5 | 6,790 | 3,473 | 3,317 | 6,365 | 3,266 | 3,099 | 425 | 207 | 218 |
| 6 | 6,551 | 3,324 | 3,227 | 6,106 | 3,106 | 3,000 | 445 | 218 | 227 |
| 7 | 7,435 | 3,786 | 3,649 | 6,971 | 3,543 | 3,428 | 464 | 243 | 221 |
| 8 | 7,180 | 3,518 | 3,662 | 6,760 | 3,319 | 3,441 | 420 | 199 | 221 |
| 9 | 7,579 | 3,719 | 3,860 | 7,114 | 3,490 | 3,624 | 465 | 229 | 236 |
| 5 - 9 | 35,535 | 17,820 | 17,715 | 33,316 | 16,724 | 16,592 | 2,219 | 1,096 | 1,123 |
| 10 | 8,895 | 4,538 | 4,357 | 8,410 | 4,293 | 4,117 | 485 | 245 | 240 |
| 11 | 6,390 | 3,093 | 3,297 | 5,979 | 2,893 | 3,086 | 411 | 200 | 211 |
| 12 | 10,044 | 5,151 | 4,893 | 9,427 | 4,841 | 4,586 | 617 | 310 | 307 |
| 13 | 7,762 | 3,889 | 3,873 | 7,320 | 3,666 | 3,654 | 442 | 223 | 219 |
| 14 | 6,859 | 3,364 | 3,495 | 6,428 | 3,125 | 3,303 | 431 | 239 | 192 |
| 10 - 14 | 39,950 | 20,035 | 19,915 | 37,564 | 18,818 | 18,746 | 2,386 | 1,217 | 1,169 |
| 15 | 6,044 | 3,017 | 3,027 | 5,631 | 2,831 | 2,800 | 413 | 186 | 227 |
| 16 | 5,839 | 2,754 | 3,085 | 5,437 | 2,563 | 2,874 | 402 | 191 | 211 |
| 17 | 5,272 | 2,437 | 2,835 | 4,859 | 2,248 | 2,611 | 413 | 189 | 224 |
| 18 | 5,847 | 2,881 | 2,966 | 5,432 | 2,694 | 2,738 | 415 | 187 | 228 |
| 19 | 3,530 | 1,744 | 1,786 | 3,250 | 1,613 | 1,637 | 280 | 131 | 149 |
| 15 - 19 | 26,532 | 12,833 | 13,699 | 24,609 | 11,949 | 12,660 | 1,923 | 884 | 1,039 |
| 20 | 4,487 | 2,152 | 2,335 | 4,023 | 1,945 | 2,078 | 464 | 207 | 257 |
| 21 | 2,595 | 1,258 | 1,337 | 2,303 | 1,139 | 1,164 | 292 | 119 | 173 |
| 22 | 3,566 | 1,761 | 1,805 | 3,193 | 1,591 | 1,602 | 373 | 170 | 203 |
| 23 | 2,417 | 1,113 | 1,304 | 2,151 | 1,001 | 1,150 | 266 | 112 | 154 |
| 24 | 2,522 | 1,126 | 1,396 | 2,228 | 997 | 1,231 | 294 | 129 | 165 |
| 20 - 24 | 15,587 | 7,410 | 8,177 | 13,898 | 6,673 | 7,225 | 1,689 | 737 | 952 |
| 25 | 2,984 | 1,358 | 1,626 | 2,656 | 1,211 | 1,445 | 328 | 147 | 181 |
| 26 | 2,330 | 1,066 | 1,264 | 2,026 | 923 | 1,103 | 304 | 143 | 161 |
| 27 | 2,189 | 1,041 | 1,148 | 1,898 | 892 | 1,006 | 291 | 149 | 142 |
| 28 | 3,126 | 1,439 | 1,687 | 2,741 | 1,233 | 1,508 | 385 | 206 | 179 |
| 29 | 2,025 | 887 | 1,138 | 1,777 | 779 | 998 | 248 | 108 | 140 |
| 25 - 29 | 12,654 | 5,791 | 6,863 | 11,098 | 5,038 | 6,060 | 1,556 | 753 | 803 |
| 30 | 4,359 | 2,080 | 2,279 | 3,879 | 1,838 | 2,041 | 480 | 242 | 238 |
| 31 | 1,616 | 722 | 894 | 1,429 | 648 | 781 | 187 | 74 | 113 |
| 32 | 3,323 | 1,508 | 1,815 | 2,985 | 1,335 | 1,650 | 338 | 173 | 165 |
| 33 | 1,898 | 898 | 1,000 | 1,680 | 785 | 895 | 218 | 113 | 105 |
| 34 | 2,067 | 967 | 1,100 | 1,866 | 856 | 1,010 | 201 | 111 | 90 |
| 30 - 34 | 13,263 | 6,175 | 7,088 | 11,839 | 5,462 | 6,377 | 1,424 | 713 | 711 |
| 35 | 3,535 | 1,561 | 1,974 | 3,215 | 1,396 | 1,819 | 320 | 165 | 155 |
| 36 | 2,200 | 973 | 1,227 | 2,000 | 877 | 1,123 | 200 | 96 | 104 |
| 37 | 2,238 | 1,020 | 1,218 | 2,041 | 929 | 1,112 | 197 | 91 | 106 |
| 38 | 2,962 | 1,235 | 1,727 | 2,728 | 1,119 | 1,609 | 234 | 116 | 118 |
| 39 | 2,017 | 874 | 1,143 | 1,830 | 772 | 1,058 | 187 | 102 | 85 |
| 35 - 39 | 12,952 | 5,663 | 7,289 | 11,814 | 5,093 | 6,721 | 1,138 | 570 | 568 |

Table 3.1: Rombo District Council: Total Population by Age in Single Years, Five Year Age Groups, Sex and Rural-Urban

| Age | Total | | | Rural | | | Urban | | |
|----------------|---------------|--------------|--------------|---------------|--------------|--------------|------------|------------|------------|
| | Both Sexes | Male | Female | Both Sexes | Male | Female | Both Sexes | Male | Female |
| 40 | 4,439 | 2,000 | 2,439 | 4,086 | 1,823 | 2,263 | 353 | 177 | 176 |
| 41 | 1,341 | 565 | 776 | 1,229 | 505 | 724 | 112 | 60 | 52 |
| 42 | 3,356 | 1,516 | 1,840 | 3,112 | 1,396 | 1,716 | 244 | 120 | 124 |
| 43 | 1,767 | 757 | 1,010 | 1,646 | 700 | 946 | 121 | 57 | 64 |
| 44 | 1,950 | 891 | 1,059 | 1,823 | 819 | 1,004 | 127 | 72 | 55 |
| 40 - 44 | 12,853 | 5,729 | 7,124 | 11,896 | 5,243 | 6,653 | 957 | 486 | 471 |
| 45 | 3,617 | 1,563 | 2,054 | 3,394 | 1,437 | 1,957 | 223 | 126 | 97 |
| 46 | 2,003 | 901 | 1,102 | 1,887 | 841 | 1,046 | 116 | 60 | 56 |
| 47 | 1,916 | 876 | 1,040 | 1,793 | 821 | 972 | 123 | 55 | 68 |
| 48 | 2,667 | 1,207 | 1,460 | 2,488 | 1,115 | 1,373 | 179 | 92 | 87 |
| 49 | 1,689 | 766 | 923 | 1,604 | 726 | 878 | 85 | 40 | 45 |
| 45 - 49 | 11,892 | 5,313 | 6,579 | 11,166 | 4,940 | 6,226 | 726 | 373 | 353 |
| 50 | 4,007 | 1,593 | 2,414 | 3,815 | 1,511 | 2,304 | 192 | 82 | 110 |
| 51 | 1,455 | 729 | 726 | 1,395 | 693 | 702 | 60 | 36 | 24 |
| 52 | 2,835 | 1,311 | 1,524 | 2,699 | 1,238 | 1,461 | 136 | 73 | 63 |
| 53 | 1,412 | 649 | 763 | 1,350 | 615 | 735 | 62 | 34 | 28 |
| 54 | 1,675 | 763 | 912 | 1,590 | 728 | 862 | 85 | 35 | 50 |
| 50 - 54 | 11,384 | 5,045 | 6,339 | 10,849 | 4,785 | 6,064 | 535 | 260 | 275 |
| 55 | 2,571 | 1,101 | 1,470 | 2,468 | 1,052 | 1,416 | 103 | 49 | 54 |
| 56 | 1,792 | 845 | 947 | 1,732 | 810 | 922 | 60 | 35 | 25 |
| 57 | 1,419 | 704 | 715 | 1,360 | 672 | 688 | 59 | 32 | 27 |
| 58 | 2,035 | 961 | 1,074 | 1,973 | 926 | 1,047 | 62 | 35 | 27 |
| 59 | 1,060 | 520 | 540 | 1,003 | 493 | 510 | 57 | 27 | 30 |
| 55 - 59 | 8,877 | 4,131 | 4,746 | 8,536 | 3,953 | 4,583 | 341 | 178 | 163 |
| 60 | 3,638 | 1,611 | 2,027 | 3,507 | 1,545 | 1,962 | 131 | 66 | 65 |
| 61 | 835 | 454 | 381 | 805 | 431 | 374 | 30 | 23 | 7 |
| 62 | 1,771 | 914 | 857 | 1,711 | 883 | 828 | 60 | 31 | 29 |
| 63 | 809 | 425 | 384 | 786 | 414 | 372 | 23 | 11 | 12 |
| 64 | 1,159 | 597 | 562 | 1,109 | 571 | 538 | 50 | 26 | 24 |
| 60 - 64 | 8,212 | 4,001 | 4,211 | 7,918 | 3,844 | 4,074 | 294 | 157 | 137 |
| 65 | 1,999 | 864 | 1,135 | 1,948 | 845 | 1,103 | 51 | 19 | 32 |
| 66 | 698 | 343 | 355 | 686 | 339 | 347 | 12 | 4 | 8 |
| 67 | 946 | 473 | 473 | 925 | 460 | 465 | 21 | 13 | 8 |
| 68 | 1,106 | 506 | 600 | 1,073 | 492 | 581 | 33 | 14 | 19 |
| 69 | 453 | 248 | 205 | 440 | 240 | 200 | 13 | 8 | 5 |
| 65 - 69 | 5,202 | 2,434 | 2,768 | 5,072 | 2,376 | 2,696 | 130 | 58 | 72 |
| 70 | 2,812 | 1,096 | 1,716 | 2,740 | 1,064 | 1,676 | 72 | 32 | 40 |
| 71 | 374 | 209 | 165 | 368 | 204 | 164 | 6 | 5 | 1 |
| 72 | 1,099 | 615 | 484 | 1,078 | 603 | 475 | 21 | 12 | 9 |
| 73 | 409 | 218 | 191 | 405 | 214 | 191 | 4 | 4 | 0 |
| 74 | 476 | 260 | 216 | 458 | 249 | 209 | 18 | 11 | 7 |
| 70 - 74 | 5,170 | 2,398 | 2,772 | 5,049 | 2,334 | 2,715 | 121 | 64 | 57 |
| 75 | 1,496 | 604 | 892 | 1,470 | 590 | 880 | 26 | 14 | 12 |
| 76 | 549 | 289 | 260 | 532 | 280 | 252 | 17 | 9 | 8 |
| 77 | 465 | 265 | 200 | 459 | 264 | 195 | 6 | 1 | 5 |
| 78 | 744 | 347 | 397 | 732 | 341 | 391 | 12 | 6 | 6 |
| 79 | 353 | 206 | 147 | 347 | 201 | 146 | 6 | 5 | 1 |
| 75 - 79 | 3,607 | 1,711 | 1,896 | 3,540 | 1,676 | 1,864 | 67 | 35 | 32 |
| 80+ | 7,338 | 3,055 | 4,283 | 7,180 | 2,997 | 4,183 | 158 | 58 | 100 |

Table 3.2: Mwanga District Council: Total Population by Age in Single Years, Five Year Age Groups, Sex and Rural-Urban

| Age | Total | | | Rural | | | Urban | | |
|----------------|----------------|---------------|---------------|---------------|---------------|---------------|---------------|---------------|---------------|
| | Both Sexes | Male | Female | Both Sexes | Male | Female | Both Sexes | Male | Female |
| Total | 131,442 | 63,199 | 68,243 | 94,731 | 45,644 | 49,087 | 36,711 | 17,555 | 19,156 |
| 0 | 3,442 | 1,827 | 1,615 | 2,424 | 1,331 | 1,093 | 1,018 | 496 | 522 |
| 1 | 2,493 | 1,258 | 1,235 | 1,797 | 915 | 882 | 696 | 343 | 353 |
| 2 | 3,383 | 1,671 | 1,712 | 2,344 | 1,169 | 1,175 | 1,039 | 502 | 537 |
| 3 | 3,106 | 1,604 | 1,502 | 2,236 | 1,176 | 1,060 | 870 | 428 | 442 |
| 4 | 3,353 | 1,644 | 1,709 | 2,379 | 1,179 | 1,200 | 974 | 465 | 509 |
| 0 - 4 | 15,777 | 8,004 | 7,773 | 11,180 | 5,770 | 5,410 | 4,597 | 2,234 | 2,363 |
| 5 | 3,397 | 1,714 | 1,683 | 2,473 | 1,239 | 1,234 | 924 | 475 | 449 |
| 6 | 3,442 | 1,776 | 1,666 | 2,461 | 1,267 | 1,194 | 981 | 509 | 472 |
| 7 | 3,764 | 1,907 | 1,857 | 2,804 | 1,420 | 1,384 | 960 | 487 | 473 |
| 8 | 3,532 | 1,774 | 1,758 | 2,612 | 1,325 | 1,287 | 920 | 449 | 471 |
| 9 | 3,383 | 1,699 | 1,684 | 2,466 | 1,240 | 1,226 | 917 | 459 | 458 |
| 5 - 9 | 17,518 | 8,870 | 8,648 | 12,816 | 6,491 | 6,325 | 4,702 | 2,379 | 2,323 |
| 10 | 4,207 | 2,047 | 2,160 | 3,040 | 1,476 | 1,564 | 1,167 | 571 | 596 |
| 11 | 3,109 | 1,589 | 1,520 | 2,274 | 1,155 | 1,119 | 835 | 434 | 401 |
| 12 | 4,531 | 2,220 | 2,311 | 3,264 | 1,615 | 1,649 | 1,267 | 605 | 662 |
| 13 | 3,471 | 1,745 | 1,726 | 2,533 | 1,264 | 1,269 | 938 | 481 | 457 |
| 14 | 3,523 | 1,699 | 1,824 | 2,573 | 1,250 | 1,323 | 950 | 449 | 501 |
| 10-14 | 18,841 | 9,300 | 9,541 | 13,684 | 6,760 | 6,924 | 5,157 | 2,540 | 2,617 |
| 15 | 3,372 | 1,648 | 1,724 | 2,400 | 1,227 | 1,173 | 972 | 421 | 551 |
| 16 | 3,304 | 1,706 | 1,598 | 2,409 | 1,279 | 1,130 | 895 | 427 | 468 |
| 17 | 3,097 | 1,519 | 1,578 | 2,176 | 1,068 | 1,108 | 921 | 451 | 470 |
| 18 | 3,193 | 1,625 | 1,568 | 2,259 | 1,147 | 1,112 | 934 | 478 | 456 |
| 19 | 2,125 | 1,058 | 1,067 | 1,438 | 712 | 726 | 687 | 346 | 341 |
| 15 - 19 | 15,091 | 7,556 | 7,535 | 10,682 | 5,433 | 5,249 | 4,409 | 2,123 | 2,286 |
| 20 | 2,784 | 1,350 | 1,434 | 1,894 | 928 | 966 | 890 | 422 | 468 |
| 21 | 1,615 | 743 | 872 | 1,099 | 509 | 590 | 516 | 234 | 282 |
| 22 | 2,188 | 1,008 | 1,180 | 1,460 | 685 | 775 | 728 | 323 | 405 |
| 23 | 1,422 | 621 | 801 | 957 | 433 | 524 | 465 | 188 | 277 |
| 24 | 1,551 | 662 | 889 | 1,072 | 453 | 619 | 479 | 209 | 270 |
| 20 - 24 | 9,560 | 4,384 | 5,176 | 6,482 | 3,008 | 3,474 | 3,078 | 1,376 | 1,702 |
| 25 | 1,985 | 930 | 1,055 | 1,334 | 604 | 730 | 651 | 326 | 325 |
| 26 | 1,432 | 644 | 788 | 930 | 436 | 494 | 502 | 208 | 294 |
| 27 | 1,338 | 602 | 736 | 865 | 384 | 481 | 473 | 218 | 255 |
| 28 | 1,821 | 828 | 993 | 1,202 | 562 | 640 | 619 | 266 | 353 |
| 29 | 1,142 | 501 | 641 | 733 | 325 | 408 | 409 | 176 | 233 |
| 25 - 29 | 7,718 | 3,505 | 4,213 | 5,064 | 2,311 | 2,753 | 2,654 | 1,194 | 1,460 |
| 30 | 2,506 | 1,082 | 1,424 | 1,651 | 709 | 942 | 855 | 373 | 482 |
| 31 | 800 | 380 | 420 | 541 | 252 | 289 | 259 | 128 | 131 |
| 32 | 1,815 | 841 | 974 | 1,175 | 576 | 599 | 640 | 265 | 375 |
| 33 | 1,018 | 477 | 541 | 691 | 331 | 360 | 327 | 146 | 181 |
| 34 | 1,086 | 478 | 608 | 742 | 343 | 399 | 344 | 135 | 209 |
| 30 - 34 | 7,225 | 3,258 | 3,967 | 4,800 | 2,211 | 2,589 | 2,425 | 1,047 | 1,378 |
| 35 | 2,051 | 1,023 | 1,028 | 1,398 | 696 | 702 | 653 | 327 | 326 |
| 36 | 1,254 | 590 | 664 | 847 | 378 | 469 | 407 | 212 | 195 |
| 37 | 1,223 | 611 | 612 | 823 | 401 | 422 | 400 | 210 | 190 |
| 38 | 1,450 | 649 | 801 | 989 | 443 | 546 | 461 | 206 | 255 |
| 39 | 1,040 | 445 | 595 | 740 | 301 | 439 | 300 | 144 | 156 |
| 35 - 39 | 7,018 | 3,318 | 3,700 | 4,797 | 2,219 | 2,578 | 2,221 | 1,099 | 1,122 |

Table 3.2: Mwanga District Council: Total Population by Age in Single Years, Five Year Age Groups, Sex and Rural-Urban

| Age | Total | | | Rural | | | Urban | | |
|----------------|--------------|--------------|--------------|--------------|--------------|--------------|--------------|------------|------------|
| | Both Sexes | Male | Female | Both Sexes | Male | Female | Both Sexes | Male | Female |
| 40 | 2,202 | 1,004 | 1,198 | 1,563 | 719 | 844 | 639 | 285 | 354 |
| 41 | 669 | 303 | 366 | 488 | 215 | 273 | 181 | 88 | 93 |
| 42 | 1,496 | 725 | 771 | 1,021 | 463 | 558 | 475 | 262 | 213 |
| 43 | 859 | 382 | 477 | 611 | 273 | 338 | 248 | 109 | 139 |
| 44 | 869 | 405 | 464 | 631 | 311 | 320 | 238 | 94 | 144 |
| 40 - 44 | 6,095 | 2,819 | 3,276 | 4,314 | 1,981 | 2,333 | 1,781 | 838 | 943 |
| 45 | 1,722 | 829 | 893 | 1,264 | 605 | 659 | 458 | 224 | 234 |
| 46 | 875 | 401 | 474 | 645 | 282 | 363 | 230 | 119 | 111 |
| 47 | 912 | 436 | 476 | 631 | 281 | 350 | 281 | 155 | 126 |
| 48 | 1,200 | 538 | 662 | 861 | 388 | 473 | 339 | 150 | 189 |
| 49 | 798 | 355 | 443 | 573 | 254 | 319 | 225 | 101 | 124 |
| 45 - 49 | 5,507 | 2,559 | 2,948 | 3,974 | 1,810 | 2,164 | 1,533 | 749 | 784 |
| 50 | 1,625 | 696 | 929 | 1,219 | 501 | 718 | 406 | 195 | 211 |
| 51 | 677 | 341 | 336 | 496 | 256 | 240 | 181 | 85 | 96 |
| 52 | 1,129 | 534 | 595 | 821 | 384 | 437 | 308 | 150 | 158 |
| 53 | 679 | 290 | 389 | 512 | 209 | 303 | 167 | 81 | 86 |
| 54 | 790 | 342 | 448 | 595 | 259 | 336 | 195 | 83 | 112 |
| 50 - 54 | 4,900 | 2,203 | 2,697 | 3,643 | 1,609 | 2,034 | 1,257 | 594 | 663 |
| 55 | 968 | 462 | 506 | 754 | 347 | 407 | 214 | 115 | 99 |
| 56 | 820 | 358 | 462 | 627 | 264 | 363 | 193 | 94 | 99 |
| 57 | 605 | 269 | 336 | 470 | 209 | 261 | 135 | 60 | 75 |
| 58 | 830 | 344 | 486 | 669 | 277 | 392 | 161 | 67 | 94 |
| 59 | 498 | 242 | 256 | 409 | 198 | 211 | 89 | 44 | 45 |
| 55 - 59 | 3,721 | 1,675 | 2,046 | 2,929 | 1,295 | 1,634 | 792 | 380 | 412 |
| 60 | 1,277 | 528 | 749 | 1,018 | 402 | 616 | 259 | 126 | 133 |
| 61 | 370 | 152 | 218 | 285 | 115 | 170 | 85 | 37 | 48 |
| 62 | 678 | 323 | 355 | 536 | 256 | 280 | 142 | 67 | 75 |
| 63 | 480 | 216 | 264 | 391 | 186 | 205 | 89 | 30 | 59 |
| 64 | 559 | 274 | 285 | 457 | 219 | 238 | 102 | 55 | 47 |
| 60 - 64 | 3,364 | 1,493 | 1,871 | 2,687 | 1,178 | 1,509 | 677 | 315 | 362 |
| 65 | 824 | 355 | 469 | 667 | 277 | 390 | 157 | 78 | 79 |
| 66 | 338 | 160 | 178 | 286 | 133 | 153 | 52 | 27 | 25 |
| 67 | 532 | 227 | 305 | 455 | 194 | 261 | 77 | 33 | 44 |
| 68 | 447 | 196 | 251 | 375 | 164 | 211 | 72 | 32 | 40 |
| 69 | 295 | 138 | 157 | 248 | 109 | 139 | 47 | 29 | 18 |
| 65 - 69 | 2,436 | 1,076 | 1,360 | 2,031 | 877 | 1,154 | 405 | 199 | 206 |
| 70 | 1,042 | 427 | 615 | 837 | 333 | 504 | 205 | 94 | 111 |
| 71 | 235 | 118 | 117 | 199 | 102 | 97 | 36 | 16 | 20 |
| 72 | 533 | 269 | 264 | 452 | 231 | 221 | 81 | 38 | 43 |
| 73 | 310 | 176 | 134 | 259 | 151 | 108 | 51 | 25 | 26 |
| 74 | 316 | 180 | 136 | 265 | 149 | 116 | 51 | 31 | 20 |
| 70 - 74 | 2,436 | 1,170 | 1,266 | 2,012 | 966 | 1,046 | 424 | 204 | 220 |
| 75 | 564 | 265 | 299 | 498 | 238 | 260 | 66 | 27 | 39 |
| 76 | 360 | 179 | 181 | 309 | 150 | 159 | 51 | 29 | 22 |
| 77 | 223 | 127 | 96 | 190 | 112 | 78 | 33 | 15 | 18 |
| 78 | 306 | 153 | 153 | 258 | 123 | 135 | 48 | 30 | 18 |
| 79 | 214 | 107 | 107 | 178 | 84 | 94 | 36 | 23 | 13 |
| 75 - 79 | 1,667 | 831 | 836 | 1,433 | 707 | 726 | 234 | 124 | 110 |
| 80+ | 2,568 | 1,178 | 1,390 | 2,203 | 1,018 | 1,185 | 365 | 160 | 205 |

Table 3.3: Same District Council: Total Population by Age in Single Years, Five Year Age Groups, Sex and Rural-Urban

| Age | Total | | | Rural | | | Urban | | |
|----------------|----------------|----------------|----------------|----------------|---------------|---------------|---------------|---------------|---------------|
| | Both Sexes | Male | Female | Both Sexes | Male | Female | Both Sexes | Male | Female |
| Total | 269,807 | 131,515 | 138,292 | 181,972 | 90,123 | 91,849 | 87,835 | 41,392 | 46,443 |
| 0 | 6,987 | 3,524 | 3,463 | 4,847 | 2,468 | 2,379 | 2,140 | 1,056 | 1,084 |
| 1 | 6,234 | 3,154 | 3,080 | 4,378 | 2,232 | 2,146 | 1,856 | 922 | 934 |
| 2 | 7,506 | 3,785 | 3,721 | 5,290 | 2,688 | 2,602 | 2,216 | 1,097 | 1,119 |
| 3 | 6,849 | 3,437 | 3,412 | 4,730 | 2,325 | 2,405 | 2,119 | 1,112 | 1,007 |
| 4 | 7,399 | 3,736 | 3,663 | 5,313 | 2,695 | 2,618 | 2,086 | 1,041 | 1,045 |
| 0 - 4 | 34,975 | 17,636 | 17,339 | 24,558 | 12,408 | 12,150 | 10,417 | 5,228 | 5,189 |
| 5 | 7,275 | 3,793 | 3,482 | 5,210 | 2,712 | 2,498 | 2,065 | 1,081 | 984 |
| 6 | 7,572 | 3,835 | 3,737 | 5,360 | 2,697 | 2,663 | 2,212 | 1,138 | 1,074 |
| 7 | 8,463 | 4,316 | 4,147 | 5,946 | 3,046 | 2,900 | 2,517 | 1,270 | 1,247 |
| 8 | 8,022 | 3,993 | 4,029 | 5,622 | 2,806 | 2,816 | 2,400 | 1,187 | 1,213 |
| 9 | 7,107 | 3,559 | 3,548 | 4,933 | 2,450 | 2,483 | 2,174 | 1,109 | 1,065 |
| 5 - 9 | 38,439 | 19,496 | 18,943 | 27,071 | 13,711 | 13,360 | 11,368 | 5,785 | 5,583 |
| 10 | 9,227 | 4,612 | 4,615 | 6,446 | 3,237 | 3,209 | 2,781 | 1,375 | 1,406 |
| 11 | 6,048 | 2,861 | 3,187 | 4,309 | 2,051 | 2,258 | 1,739 | 810 | 929 |
| 12 | 9,321 | 4,749 | 4,572 | 6,483 | 3,362 | 3,121 | 2,838 | 1,387 | 1,451 |
| 13 | 7,207 | 3,522 | 3,685 | 4,961 | 2,485 | 2,476 | 2,246 | 1,037 | 1,209 |
| 14 | 7,513 | 3,731 | 3,782 | 4,955 | 2,549 | 2,406 | 2,558 | 1,182 | 1,376 |
| 10 - 14 | 39,316 | 19,475 | 19,841 | 27,154 | 13,684 | 13,470 | 12,162 | 5,791 | 6,371 |
| 15 | 7,075 | 3,585 | 3,490 | 4,604 | 2,467 | 2,137 | 2,471 | 1,118 | 1,353 |
| 16 | 6,936 | 3,445 | 3,491 | 4,510 | 2,360 | 2,150 | 2,426 | 1,085 | 1,341 |
| 17 | 5,929 | 2,994 | 2,935 | 3,716 | 1,978 | 1,738 | 2,213 | 1,016 | 1,197 |
| 18 | 6,561 | 3,327 | 3,234 | 4,299 | 2,216 | 2,083 | 2,262 | 1,111 | 1,151 |
| 19 | 4,085 | 2,001 | 2,084 | 2,551 | 1,290 | 1,261 | 1,534 | 711 | 823 |
| 15 - 19 | 30,586 | 15,352 | 15,234 | 19,680 | 10,311 | 9,369 | 10,906 | 5,041 | 5,865 |
| 20 | 5,615 | 2,673 | 2,942 | 3,646 | 1,777 | 1,869 | 1,969 | 896 | 1,073 |
| 21 | 3,190 | 1,559 | 1,631 | 2,038 | 1,031 | 1,007 | 1,152 | 528 | 624 |
| 22 | 4,461 | 2,141 | 2,320 | 2,846 | 1,416 | 1,430 | 1,615 | 725 | 890 |
| 23 | 3,090 | 1,399 | 1,691 | 1,966 | 923 | 1,043 | 1,124 | 476 | 648 |
| 24 | 3,122 | 1,491 | 1,631 | 1,967 | 989 | 978 | 1,155 | 502 | 653 |
| 20 - 24 | 19,478 | 9,263 | 10,215 | 12,463 | 6,136 | 6,327 | 7,015 | 3,127 | 3,888 |
| 25 | 3,935 | 1,789 | 2,146 | 2,563 | 1,197 | 1,366 | 1,372 | 592 | 780 |
| 26 | 2,986 | 1,382 | 1,604 | 1,923 | 922 | 1,001 | 1,063 | 460 | 603 |
| 27 | 2,699 | 1,264 | 1,435 | 1,724 | 829 | 895 | 975 | 435 | 540 |
| 28 | 3,981 | 1,810 | 2,171 | 2,526 | 1,179 | 1,347 | 1,455 | 631 | 824 |
| 29 | 2,454 | 1,098 | 1,356 | 1,529 | 700 | 829 | 925 | 398 | 527 |
| 25 - 29 | 16,055 | 7,343 | 8,712 | 10,265 | 4,827 | 5,438 | 5,790 | 2,516 | 3,274 |
| 30 | 5,278 | 2,494 | 2,784 | 3,239 | 1,561 | 1,678 | 2,039 | 933 | 1,106 |
| 31 | 1,823 | 930 | 893 | 1,171 | 633 | 538 | 652 | 297 | 355 |
| 32 | 3,820 | 1,692 | 2,128 | 2,399 | 1,081 | 1,318 | 1,421 | 611 | 810 |
| 33 | 2,176 | 1,009 | 1,167 | 1,359 | 637 | 722 | 817 | 372 | 445 |
| 34 | 2,230 | 1,033 | 1,197 | 1,384 | 680 | 704 | 846 | 353 | 493 |
| 30 - 34 | 15,327 | 7,158 | 8,169 | 9,552 | 4,592 | 4,960 | 5,775 | 2,566 | 3,209 |
| 35 | 4,019 | 1,915 | 2,104 | 2,614 | 1,278 | 1,336 | 1,405 | 637 | 768 |
| 36 | 2,624 | 1,252 | 1,372 | 1,650 | 779 | 871 | 974 | 473 | 501 |
| 37 | 2,322 | 1,115 | 1,207 | 1,505 | 720 | 785 | 817 | 395 | 422 |
| 38 | 3,042 | 1,405 | 1,637 | 1,999 | 936 | 1,063 | 1,043 | 469 | 574 |
| 39 | 2,112 | 1,022 | 1,090 | 1,404 | 692 | 712 | 708 | 330 | 378 |
| 35 - 39 | 14,119 | 6,709 | 7,410 | 9,172 | 4,405 | 4,767 | 4,947 | 2,304 | 2,643 |

Table 3.3: Same District Council: Total Population by Age in Single Years, Five Year Age Groups, Sex and Rural-Urban

| Age | Total | | | Rural | | | Urban | | |
|----------------|---------------|--------------|--------------|--------------|--------------|--------------|--------------|--------------|--------------|
| | Both Sexes | Male | Female | Both Sexes | Male | Female | Both Sexes | Male | Female |
| 40 | 4,402 | 2,121 | 2,281 | 2,770 | 1,307 | 1,463 | 1,632 | 814 | 818 |
| 41 | 1,444 | 704 | 740 | 918 | 471 | 447 | 526 | 233 | 293 |
| 42 | 3,068 | 1,533 | 1,535 | 2,016 | 1,014 | 1,002 | 1,052 | 519 | 533 |
| 43 | 1,781 | 854 | 927 | 1,160 | 566 | 594 | 621 | 288 | 333 |
| 44 | 1,784 | 868 | 916 | 1,159 | 582 | 577 | 625 | 286 | 339 |
| 40 - 44 | 12,479 | 6,080 | 6,399 | 8,023 | 3,940 | 4,083 | 4,456 | 2,140 | 2,316 |
| 45 | 3,048 | 1,480 | 1,568 | 1,977 | 956 | 1,021 | 1,071 | 524 | 547 |
| 46 | 1,821 | 866 | 955 | 1,233 | 592 | 641 | 588 | 274 | 314 |
| 47 | 1,828 | 864 | 964 | 1,216 | 595 | 621 | 612 | 269 | 343 |
| 48 | 2,457 | 1,167 | 1,290 | 1,663 | 781 | 882 | 794 | 386 | 408 |
| 49 | 1,545 | 719 | 826 | 1,019 | 476 | 543 | 526 | 243 | 283 |
| 45 - 49 | 10,699 | 5,096 | 5,603 | 7,108 | 3,400 | 3,708 | 3,591 | 1,696 | 1,895 |
| 50 | 3,086 | 1,426 | 1,660 | 2,115 | 976 | 1,139 | 971 | 450 | 521 |
| 51 | 1,296 | 632 | 664 | 843 | 398 | 445 | 453 | 234 | 219 |
| 52 | 2,156 | 1,086 | 1,070 | 1,473 | 752 | 721 | 683 | 334 | 349 |
| 53 | 1,240 | 548 | 692 | 884 | 390 | 494 | 356 | 158 | 198 |
| 54 | 1,537 | 718 | 819 | 999 | 456 | 543 | 538 | 262 | 276 |
| 50 - 54 | 9,315 | 4,410 | 4,905 | 6,314 | 2,972 | 3,342 | 3,001 | 1,438 | 1,563 |
| 55 | 1,669 | 774 | 895 | 1,160 | 537 | 623 | 509 | 237 | 272 |
| 56 | 1,516 | 729 | 787 | 1,019 | 500 | 519 | 497 | 229 | 268 |
| 57 | 1,013 | 476 | 537 | 690 | 332 | 358 | 323 | 144 | 179 |
| 58 | 1,512 | 661 | 851 | 1,051 | 471 | 580 | 461 | 190 | 271 |
| 59 | 895 | 392 | 503 | 634 | 279 | 355 | 261 | 113 | 148 |
| 55 - 59 | 6,605 | 3,032 | 3,573 | 4,554 | 2,119 | 2,435 | 2,051 | 913 | 1,138 |
| 60 | 2,509 | 1,103 | 1,406 | 1,732 | 759 | 973 | 777 | 344 | 433 |
| 61 | 709 | 326 | 383 | 526 | 237 | 289 | 183 | 89 | 94 |
| 62 | 1,343 | 643 | 700 | 947 | 466 | 481 | 396 | 177 | 219 |
| 63 | 901 | 429 | 472 | 644 | 299 | 345 | 257 | 130 | 127 |
| 64 | 914 | 462 | 452 | 632 | 323 | 309 | 282 | 139 | 143 |
| 60 - 64 | 6,376 | 2,963 | 3,413 | 4,481 | 2,084 | 2,397 | 1,895 | 879 | 1,016 |
| 65 | 1,413 | 721 | 692 | 1,022 | 530 | 492 | 391 | 191 | 200 |
| 66 | 701 | 334 | 367 | 516 | 246 | 270 | 185 | 88 | 97 |
| 67 | 893 | 437 | 456 | 624 | 321 | 303 | 269 | 116 | 153 |
| 68 | 860 | 378 | 482 | 630 | 280 | 350 | 230 | 98 | 132 |
| 69 | 527 | 266 | 261 | 413 | 210 | 203 | 114 | 56 | 58 |
| 65 - 69 | 4,394 | 2,136 | 2,258 | 3,205 | 1,587 | 1,618 | 1,189 | 549 | 640 |
| 70 | 1,845 | 773 | 1,072 | 1,279 | 551 | 728 | 566 | 222 | 344 |
| 71 | 362 | 177 | 185 | 247 | 122 | 125 | 115 | 55 | 60 |
| 72 | 900 | 434 | 466 | 636 | 314 | 322 | 264 | 120 | 144 |
| 73 | 565 | 271 | 294 | 424 | 201 | 223 | 141 | 70 | 71 |
| 74 | 515 | 253 | 262 | 376 | 188 | 188 | 139 | 65 | 74 |
| 70 - 74 | 4,187 | 1,908 | 2,279 | 2,962 | 1,376 | 1,586 | 1,225 | 532 | 693 |
| 75 | 912 | 419 | 493 | 664 | 307 | 357 | 248 | 112 | 136 |
| 76 | 622 | 325 | 297 | 463 | 245 | 218 | 159 | 80 | 79 |
| 77 | 410 | 204 | 206 | 310 | 160 | 150 | 100 | 44 | 56 |
| 78 | 568 | 261 | 307 | 416 | 204 | 212 | 152 | 57 | 95 |
| 79 | 412 | 209 | 203 | 326 | 163 | 163 | 86 | 46 | 40 |
| 75 - 79 | 2,924 | 1,418 | 1,506 | 2,179 | 1,079 | 1,100 | 745 | 339 | 406 |
| 80+ | 4,533 | 2,040 | 2,493 | 3,231 | 1,492 | 1,739 | 1,302 | 548 | 754 |

Table 3.4: Moshi District Council: Total Population by Age in Single Years, Five Year Age Groups, Sex and Rural-Urban

| Age | Total | | | Rural | | | Urban | | |
|----------------|----------------|----------------|----------------|----------------|----------------|----------------|---------------|--------------|--------------|
| | Both Sexes | Male | Female | Both Sexes | Male | Female | Both Sexes | Male | Female |
| Total | 466,737 | 225,767 | 240,970 | 450,429 | 218,042 | 232,387 | 16,308 | 7,725 | 8,583 |
| 0 | 9,988 | 4,954 | 5,034 | 9,519 | 4,729 | 4,790 | 469 | 225 | 244 |
| 1 | 8,962 | 4,554 | 4,408 | 8,555 | 4,325 | 4,230 | 407 | 229 | 178 |
| 2 | 10,363 | 5,199 | 5,164 | 9,934 | 4,979 | 4,955 | 429 | 220 | 209 |
| 3 | 9,845 | 4,798 | 5,047 | 9,436 | 4,576 | 4,860 | 409 | 222 | 187 |
| 4 | 10,412 | 5,188 | 5,224 | 10,043 | 4,995 | 5,048 | 369 | 193 | 176 |
| 0 - 4 | 49,570 | 24,693 | 24,877 | 47,487 | 23,604 | 23,883 | 2,083 | 1,089 | 994 |
| 5 | 10,670 | 5,596 | 5,074 | 10,319 | 5,406 | 4,913 | 351 | 190 | 161 |
| 6 | 11,099 | 5,533 | 5,566 | 10,745 | 5,379 | 5,366 | 354 | 154 | 200 |
| 7 | 11,908 | 6,026 | 5,882 | 11,551 | 5,855 | 5,696 | 357 | 171 | 186 |
| 8 | 11,030 | 5,523 | 5,507 | 10,692 | 5,339 | 5,353 | 338 | 184 | 154 |
| 9 | 11,242 | 5,630 | 5,612 | 10,896 | 5,454 | 5,442 | 346 | 176 | 170 |
| 5 - 9 | 55,949 | 28,308 | 27,641 | 54,203 | 27,433 | 26,770 | 1,746 | 875 | 871 |
| 10 | 13,207 | 6,488 | 6,719 | 12,832 | 6,296 | 6,536 | 375 | 192 | 183 |
| 11 | 9,984 | 5,003 | 4,981 | 9,641 | 4,837 | 4,804 | 343 | 166 | 177 |
| 12 | 15,271 | 7,718 | 7,553 | 14,798 | 7,496 | 7,302 | 473 | 222 | 251 |
| 13 | 11,902 | 5,869 | 6,033 | 11,529 | 5,684 | 5,845 | 373 | 185 | 188 |
| 14 | 11,906 | 5,863 | 6,043 | 11,541 | 5,701 | 5,840 | 365 | 162 | 203 |
| 10 - 14 | 62,270 | 30,941 | 31,329 | 60,341 | 30,014 | 30,327 | 1,929 | 927 | 1,002 |
| 15 | 11,135 | 5,595 | 5,540 | 10,758 | 5,422 | 5,336 | 377 | 173 | 204 |
| 16 | 11,058 | 5,335 | 5,723 | 10,600 | 5,117 | 5,483 | 458 | 218 | 240 |
| 17 | 10,843 | 5,292 | 5,551 | 10,467 | 5,128 | 5,339 | 376 | 164 | 212 |
| 18 | 11,088 | 5,592 | 5,496 | 10,674 | 5,392 | 5,282 | 414 | 200 | 214 |
| 19 | 7,351 | 3,688 | 3,663 | 7,036 | 3,541 | 3,495 | 315 | 147 | 168 |
| 15 - 19 | 51,475 | 25,502 | 25,973 | 49,535 | 24,600 | 24,935 | 1,940 | 902 | 1,038 |
| 20 | 9,586 | 4,668 | 4,918 | 9,154 | 4,495 | 4,659 | 432 | 173 | 259 |
| 21 | 5,799 | 2,855 | 2,944 | 5,487 | 2,724 | 2,763 | 312 | 131 | 181 |
| 22 | 7,818 | 3,815 | 4,003 | 7,432 | 3,650 | 3,782 | 386 | 165 | 221 |
| 23 | 5,389 | 2,562 | 2,827 | 5,126 | 2,450 | 2,676 | 263 | 112 | 151 |
| 24 | 5,381 | 2,551 | 2,830 | 5,081 | 2,425 | 2,656 | 300 | 126 | 174 |
| 20 - 24 | 33,973 | 16,451 | 17,522 | 32,280 | 15,744 | 16,536 | 1,693 | 707 | 986 |
| 25 | 6,444 | 3,206 | 3,238 | 6,079 | 3,050 | 3,029 | 365 | 156 | 209 |
| 26 | 5,282 | 2,524 | 2,758 | 4,955 | 2,394 | 2,561 | 327 | 130 | 197 |
| 27 | 4,581 | 2,238 | 2,343 | 4,325 | 2,132 | 2,193 | 256 | 106 | 150 |
| 28 | 6,415 | 3,055 | 3,360 | 6,042 | 2,865 | 3,177 | 373 | 190 | 183 |
| 29 | 4,103 | 1,822 | 2,281 | 3,847 | 1,702 | 2,145 | 256 | 120 | 136 |
| 25 - 29 | 26,825 | 12,845 | 13,980 | 25,248 | 12,143 | 13,105 | 1,577 | 702 | 875 |
| 30 | 8,594 | 4,093 | 4,501 | 8,130 | 3,882 | 4,248 | 464 | 211 | 253 |
| 31 | 3,212 | 1,573 | 1,639 | 3,045 | 1,502 | 1,543 | 167 | 71 | 96 |
| 32 | 6,480 | 3,027 | 3,453 | 6,161 | 2,870 | 3,291 | 319 | 157 | 162 |
| 33 | 4,030 | 1,896 | 2,134 | 3,795 | 1,774 | 2,021 | 235 | 122 | 113 |
| 34 | 4,151 | 2,017 | 2,134 | 3,928 | 1,912 | 2,016 | 223 | 105 | 118 |
| 30 - 34 | 26,467 | 12,606 | 13,861 | 25,059 | 11,940 | 13,119 | 1,408 | 666 | 742 |
| 35 | 6,850 | 3,256 | 3,594 | 6,562 | 3,101 | 3,461 | 288 | 155 | 133 |
| 36 | 4,766 | 2,304 | 2,462 | 4,543 | 2,187 | 2,356 | 223 | 117 | 106 |
| 37 | 4,463 | 2,150 | 2,313 | 4,274 | 2,071 | 2,203 | 189 | 79 | 110 |
| 38 | 5,840 | 2,705 | 3,135 | 5,610 | 2,597 | 3,013 | 230 | 108 | 122 |
| 39 | 4,077 | 1,912 | 2,165 | 3,900 | 1,831 | 2,069 | 177 | 81 | 96 |
| 35 - 39 | 25,996 | 12,327 | 13,669 | 24,889 | 11,787 | 13,102 | 1,107 | 540 | 567 |

Table 3.4: Moshi District Council: Total Population by Age in Single Years, Five Year Age Groups, Sex and Rural-Urban

| Age | Total | | | Rural | | | Urban | | |
|----------------|---------------|---------------|---------------|---------------|---------------|---------------|------------|------------|------------|
| | Both Sexes | Male | Female | Both Sexes | Male | Female | Both Sexes | Male | Female |
| 40 | 8,143 | 3,903 | 4,240 | 7,821 | 3,745 | 4,076 | 322 | 158 | 164 |
| 41 | 2,729 | 1,328 | 1,401 | 2,620 | 1,283 | 1,337 | 109 | 45 | 64 |
| 42 | 5,820 | 2,818 | 3,002 | 5,567 | 2,694 | 2,873 | 253 | 124 | 129 |
| 43 | 3,530 | 1,717 | 1,813 | 3,417 | 1,665 | 1,752 | 113 | 52 | 61 |
| 44 | 3,543 | 1,661 | 1,882 | 3,415 | 1,602 | 1,813 | 128 | 59 | 69 |
| 40 - 44 | 23,765 | 11,427 | 12,338 | 22,840 | 10,989 | 11,851 | 925 | 438 | 487 |
| 45 | 6,197 | 2,915 | 3,282 | 6,004 | 2,817 | 3,187 | 193 | 98 | 95 |
| 46 | 3,494 | 1,649 | 1,845 | 3,391 | 1,611 | 1,780 | 103 | 38 | 65 |
| 47 | 3,601 | 1,805 | 1,796 | 3,485 | 1,751 | 1,734 | 116 | 54 | 62 |
| 48 | 4,861 | 2,273 | 2,588 | 4,709 | 2,201 | 2,508 | 152 | 72 | 80 |
| 49 | 3,102 | 1,470 | 1,632 | 2,998 | 1,427 | 1,571 | 104 | 43 | 61 |
| 45 - 49 | 21,255 | 10,112 | 11,143 | 20,587 | 9,807 | 10,780 | 668 | 305 | 363 |
| 50 | 6,201 | 2,683 | 3,518 | 6,071 | 2,623 | 3,448 | 130 | 60 | 70 |
| 51 | 2,667 | 1,326 | 1,341 | 2,601 | 1,295 | 1,306 | 66 | 31 | 35 |
| 52 | 4,455 | 2,170 | 2,285 | 4,335 | 2,119 | 2,216 | 120 | 51 | 69 |
| 53 | 2,686 | 1,252 | 1,434 | 2,628 | 1,226 | 1,402 | 58 | 26 | 32 |
| 54 | 3,080 | 1,467 | 1,613 | 3,021 | 1,438 | 1,583 | 59 | 29 | 30 |
| 50 - 54 | 19,089 | 8,898 | 10,191 | 18,656 | 8,701 | 9,955 | 433 | 197 | 236 |
| 55 | 3,767 | 1,673 | 2,094 | 3,679 | 1,640 | 2,039 | 88 | 33 | 55 |
| 56 | 3,074 | 1,413 | 1,661 | 3,014 | 1,380 | 1,634 | 60 | 33 | 27 |
| 57 | 2,440 | 1,134 | 1,306 | 2,400 | 1,105 | 1,295 | 40 | 29 | 11 |
| 58 | 3,319 | 1,501 | 1,818 | 3,272 | 1,472 | 1,800 | 47 | 29 | 18 |
| 59 | 1,901 | 890 | 1,011 | 1,869 | 879 | 990 | 32 | 11 | 21 |
| 55 - 59 | 14,501 | 6,611 | 7,890 | 14,234 | 6,476 | 7,758 | 267 | 135 | 132 |
| 60 | 6,062 | 2,543 | 3,519 | 5,994 | 2,513 | 3,481 | 68 | 30 | 38 |
| 61 | 1,521 | 767 | 754 | 1,494 | 754 | 740 | 27 | 13 | 14 |
| 62 | 3,292 | 1,589 | 1,703 | 3,244 | 1,568 | 1,676 | 48 | 21 | 27 |
| 63 | 1,944 | 900 | 1,044 | 1,913 | 886 | 1,027 | 31 | 14 | 17 |
| 64 | 2,048 | 1,012 | 1,036 | 2,021 | 1,004 | 1,017 | 27 | 8 | 19 |
| 60 - 64 | 14,867 | 6,811 | 8,056 | 14,666 | 6,725 | 7,941 | 201 | 86 | 115 |
| 65 | 3,783 | 1,636 | 2,147 | 3,747 | 1,621 | 2,126 | 36 | 15 | 21 |
| 66 | 1,664 | 755 | 909 | 1,653 | 753 | 900 | 11 | 2 | 9 |
| 67 | 1,954 | 982 | 972 | 1,928 | 968 | 960 | 26 | 14 | 12 |
| 68 | 2,377 | 1,022 | 1,355 | 2,364 | 1,017 | 1,347 | 13 | 5 | 8 |
| 69 | 1,225 | 604 | 621 | 1,219 | 599 | 620 | 6 | 5 | 1 |
| 65 - 69 | 11,003 | 4,999 | 6,004 | 10,911 | 4,958 | 5,953 | 92 | 41 | 51 |
| 70 | 4,871 | 2,013 | 2,858 | 4,831 | 1,993 | 2,838 | 40 | 20 | 20 |
| 71 | 840 | 389 | 451 | 837 | 386 | 451 | 3 | 3 | 0 |
| 72 | 2,359 | 1,173 | 1,186 | 2,337 | 1,157 | 1,180 | 22 | 16 | 6 |
| 73 | 1,245 | 647 | 598 | 1,237 | 643 | 594 | 8 | 4 | 4 |
| 74 | 1,211 | 651 | 560 | 1,205 | 646 | 559 | 6 | 5 | 1 |
| 70 - 74 | 10,526 | 4,873 | 5,653 | 10,447 | 4,825 | 5,622 | 79 | 48 | 31 |
| 75 | 2,725 | 1,095 | 1,630 | 2,708 | 1,091 | 1,617 | 17 | 4 | 13 |
| 76 | 1,469 | 739 | 730 | 1,458 | 734 | 724 | 11 | 5 | 6 |
| 77 | 965 | 482 | 483 | 958 | 479 | 479 | 7 | 3 | 4 |
| 78 | 1,456 | 661 | 795 | 1,448 | 659 | 789 | 8 | 2 | 6 |
| 79 | 854 | 430 | 424 | 846 | 427 | 419 | 8 | 3 | 5 |
| 75 - 79 | 7,469 | 3,407 | 4,062 | 7,418 | 3,390 | 4,028 | 51 | 17 | 34 |
| 80+ | 11,737 | 4,956 | 6,781 | 11,628 | 4,906 | 6,722 | 109 | 50 | 59 |

Table 3.5: Hai District Council: Total Population by Age in Single Years, Five Year Age Groups, Sex and Rural-Urban

| Age | Total | | | Rural | | | Urban | | |
|----------------|----------------|----------------|----------------|----------------|---------------|---------------|---------------|---------------|---------------|
| | Both Sexes | Male | Female | Both Sexes | Male | Female | Both Sexes | Male | Female |
| Total | 210,533 | 102,457 | 108,076 | 170,069 | 83,242 | 86,827 | 40,464 | 19,215 | 21,249 |
| 0 | 5,022 | 2,649 | 2,373 | 3,896 | 2,063 | 1,833 | 1,126 | 586 | 540 |
| 1 | 4,556 | 2,375 | 2,181 | 3,564 | 1,856 | 1,708 | 992 | 519 | 473 |
| 2 | 4,912 | 2,453 | 2,459 | 3,850 | 1,921 | 1,929 | 1,062 | 532 | 530 |
| 3 | 4,717 | 2,345 | 2,372 | 3,720 | 1,864 | 1,856 | 997 | 481 | 516 |
| 4 | 4,754 | 2,373 | 2,381 | 3,810 | 1,899 | 1,911 | 944 | 474 | 470 |
| 0 - 4 | 23,961 | 12,195 | 11,766 | 18,840 | 9,603 | 9,237 | 5,121 | 2,592 | 2,529 |
| 5 | 4,849 | 2,413 | 2,436 | 3,903 | 1,956 | 1,947 | 946 | 457 | 489 |
| 6 | 4,916 | 2,384 | 2,532 | 3,992 | 1,913 | 2,079 | 924 | 471 | 453 |
| 7 | 5,342 | 2,704 | 2,638 | 4,284 | 2,167 | 2,117 | 1,058 | 537 | 521 |
| 8 | 5,050 | 2,500 | 2,550 | 4,050 | 2,053 | 1,997 | 1,000 | 447 | 553 |
| 9 | 5,049 | 2,604 | 2,445 | 4,166 | 2,154 | 2,012 | 883 | 450 | 433 |
| 5 - 9 | 25,206 | 12,605 | 12,601 | 20,395 | 10,243 | 10,152 | 4,811 | 2,362 | 2,449 |
| 10 | 5,860 | 3,000 | 2,860 | 4,795 | 2,462 | 2,333 | 1,065 | 538 | 527 |
| 11 | 4,499 | 2,205 | 2,294 | 3,648 | 1,799 | 1,849 | 851 | 406 | 445 |
| 12 | 6,481 | 3,366 | 3,115 | 5,304 | 2,759 | 2,545 | 1,177 | 607 | 570 |
| 13 | 5,012 | 2,489 | 2,523 | 4,167 | 2,053 | 2,114 | 845 | 436 | 409 |
| 14 | 4,903 | 2,469 | 2,434 | 4,033 | 2,058 | 1,975 | 870 | 411 | 459 |
| 10 - 14 | 26,755 | 13,529 | 13,226 | 21,947 | 11,131 | 10,816 | 4,808 | 2,398 | 2,410 |
| 15 | 4,870 | 2,442 | 2,428 | 3,849 | 1,958 | 1,891 | 1,021 | 484 | 537 |
| 16 | 4,828 | 2,322 | 2,506 | 3,784 | 1,834 | 1,950 | 1,044 | 488 | 556 |
| 17 | 4,460 | 2,154 | 2,306 | 3,471 | 1,726 | 1,745 | 989 | 428 | 561 |
| 18 | 4,621 | 2,260 | 2,361 | 3,596 | 1,788 | 1,808 | 1,025 | 472 | 553 |
| 19 | 3,344 | 1,614 | 1,730 | 2,478 | 1,255 | 1,223 | 866 | 359 | 507 |
| 15 - 19 | 22,123 | 10,792 | 11,331 | 17,178 | 8,561 | 8,617 | 4,945 | 2,231 | 2,714 |
| 20 | 4,406 | 2,178 | 2,228 | 3,300 | 1,678 | 1,622 | 1,106 | 500 | 606 |
| 21 | 2,741 | 1,344 | 1,397 | 2,012 | 991 | 1,021 | 729 | 353 | 376 |
| 22 | 3,605 | 1,667 | 1,938 | 2,689 | 1,282 | 1,407 | 916 | 385 | 531 |
| 23 | 2,526 | 1,135 | 1,391 | 1,846 | 874 | 972 | 680 | 261 | 419 |
| 24 | 2,692 | 1,286 | 1,406 | 1,982 | 984 | 998 | 710 | 302 | 408 |
| 20 - 24 | 15,970 | 7,610 | 8,360 | 11,829 | 5,809 | 6,020 | 4,141 | 1,801 | 2,340 |
| 25 | 3,123 | 1,476 | 1,647 | 2,336 | 1,124 | 1,212 | 787 | 352 | 435 |
| 26 | 2,419 | 1,088 | 1,331 | 1,815 | 831 | 984 | 604 | 257 | 347 |
| 27 | 2,333 | 1,080 | 1,253 | 1,697 | 818 | 879 | 636 | 262 | 374 |
| 28 | 3,281 | 1,572 | 1,709 | 2,427 | 1,206 | 1,221 | 854 | 366 | 488 |
| 29 | 2,053 | 941 | 1,112 | 1,509 | 700 | 809 | 544 | 241 | 303 |
| 25 - 29 | 13,209 | 6,157 | 7,052 | 9,784 | 4,679 | 5,105 | 3,425 | 1,478 | 1,947 |
| 30 | 4,201 | 1,934 | 2,267 | 3,205 | 1,510 | 1,695 | 996 | 424 | 572 |
| 31 | 1,617 | 777 | 840 | 1,239 | 598 | 641 | 378 | 179 | 199 |
| 32 | 3,210 | 1,565 | 1,645 | 2,382 | 1,161 | 1,221 | 828 | 404 | 424 |
| 33 | 1,951 | 995 | 956 | 1,493 | 745 | 748 | 458 | 250 | 208 |
| 34 | 1,948 | 944 | 1,004 | 1,471 | 710 | 761 | 477 | 234 | 243 |
| 30 - 34 | 12,927 | 6,215 | 6,712 | 9,790 | 4,724 | 5,066 | 3,137 | 1,491 | 1,646 |
| 35 | 3,379 | 1,677 | 1,702 | 2,670 | 1,314 | 1,356 | 709 | 363 | 346 |
| 36 | 2,178 | 1,069 | 1,109 | 1,705 | 822 | 883 | 473 | 247 | 226 |
| 37 | 2,179 | 1,082 | 1,097 | 1,676 | 855 | 821 | 503 | 227 | 276 |
| 38 | 2,648 | 1,236 | 1,412 | 2,068 | 954 | 1,114 | 580 | 282 | 298 |
| 39 | 1,921 | 913 | 1,008 | 1,552 | 741 | 811 | 369 | 172 | 197 |
| 35 - 39 | 12,305 | 5,977 | 6,328 | 9,671 | 4,686 | 4,985 | 2,634 | 1,291 | 1,343 |

Table 3.5: Hai District Council: Total Population by Age in Single Years, Five Year Age Groups, Sex and Rural-Urban

| Age | Total | | | Rural | | | Urban | | |
|----------------|---------------|--------------|--------------|--------------|--------------|--------------|--------------|--------------|--------------|
| | Both Sexes | Male | Female | Both Sexes | Male | Female | Both Sexes | Male | Female |
| 40 | 3,677 | 1,750 | 1,927 | 2,977 | 1,398 | 1,579 | 700 | 352 | 348 |
| 41 | 1,270 | 608 | 662 | 1,043 | 503 | 540 | 227 | 105 | 122 |
| 42 | 2,804 | 1,399 | 1,405 | 2,296 | 1,157 | 1,139 | 508 | 242 | 266 |
| 43 | 1,736 | 850 | 886 | 1,441 | 708 | 733 | 295 | 142 | 153 |
| 44 | 1,695 | 845 | 850 | 1,361 | 673 | 688 | 334 | 172 | 162 |
| 40 - 44 | 11,182 | 5,452 | 5,730 | 9,118 | 4,439 | 4,679 | 2,064 | 1,013 | 1,051 |
| 45 | 2,604 | 1,275 | 1,329 | 2,145 | 1,044 | 1,101 | 459 | 231 | 228 |
| 46 | 1,599 | 772 | 827 | 1,313 | 625 | 688 | 286 | 147 | 139 |
| 47 | 1,582 | 715 | 867 | 1,320 | 608 | 712 | 262 | 107 | 155 |
| 48 | 2,183 | 1,039 | 1,144 | 1,840 | 862 | 978 | 343 | 177 | 166 |
| 49 | 1,397 | 709 | 688 | 1,170 | 594 | 576 | 227 | 115 | 112 |
| 45 - 49 | 9,365 | 4,510 | 4,855 | 7,788 | 3,733 | 4,055 | 1,577 | 777 | 800 |
| 50 | 2,781 | 1,254 | 1,527 | 2,325 | 1,038 | 1,287 | 456 | 216 | 240 |
| 51 | 1,374 | 694 | 680 | 1,198 | 608 | 590 | 176 | 86 | 90 |
| 52 | 1,954 | 924 | 1,030 | 1,673 | 785 | 888 | 281 | 139 | 142 |
| 53 | 1,295 | 601 | 694 | 1,143 | 537 | 606 | 152 | 64 | 88 |
| 54 | 1,482 | 714 | 768 | 1,237 | 589 | 648 | 245 | 125 | 120 |
| 50 - 54 | 8,886 | 4,187 | 4,699 | 7,576 | 3,557 | 4,019 | 1,310 | 630 | 680 |
| 55 | 1,704 | 733 | 971 | 1,504 | 649 | 855 | 200 | 84 | 116 |
| 56 | 1,345 | 611 | 734 | 1,154 | 524 | 630 | 191 | 87 | 104 |
| 57 | 1,095 | 485 | 610 | 957 | 421 | 536 | 138 | 64 | 74 |
| 58 | 1,494 | 681 | 813 | 1,292 | 581 | 711 | 202 | 100 | 102 |
| 59 | 736 | 359 | 377 | 642 | 319 | 323 | 94 | 40 | 54 |
| 55 - 59 | 6,374 | 2,869 | 3,505 | 5,549 | 2,494 | 3,055 | 825 | 375 | 450 |
| 60 | 2,455 | 1,095 | 1,360 | 2,201 | 980 | 1,221 | 254 | 115 | 139 |
| 61 | 661 | 337 | 324 | 594 | 301 | 293 | 67 | 36 | 31 |
| 62 | 1,291 | 630 | 661 | 1,147 | 560 | 587 | 144 | 70 | 74 |
| 63 | 897 | 431 | 466 | 825 | 396 | 429 | 72 | 35 | 37 |
| 64 | 833 | 406 | 427 | 759 | 367 | 392 | 74 | 39 | 35 |
| 60 - 64 | 6,137 | 2,899 | 3,238 | 5,526 | 2,604 | 2,922 | 611 | 295 | 316 |
| 65 | 1,375 | 635 | 740 | 1,243 | 572 | 671 | 132 | 63 | 69 |
| 66 | 705 | 325 | 380 | 662 | 299 | 363 | 43 | 26 | 17 |
| 67 | 755 | 376 | 379 | 700 | 344 | 356 | 55 | 32 | 23 |
| 68 | 897 | 395 | 502 | 845 | 366 | 479 | 52 | 29 | 23 |
| 69 | 536 | 238 | 298 | 504 | 222 | 282 | 32 | 16 | 16 |
| 65 - 69 | 4,268 | 1,969 | 2,299 | 3,954 | 1,803 | 2,151 | 314 | 166 | 148 |
| 70 | 1,824 | 804 | 1,020 | 1,692 | 742 | 950 | 132 | 62 | 70 |
| 71 | 405 | 197 | 208 | 379 | 184 | 195 | 26 | 13 | 13 |
| 72 | 903 | 453 | 450 | 854 | 425 | 429 | 49 | 28 | 21 |
| 73 | 621 | 300 | 321 | 603 | 294 | 309 | 18 | 6 | 12 |
| 74 | 569 | 296 | 273 | 545 | 287 | 258 | 24 | 9 | 15 |
| 70 - 74 | 4,322 | 2,050 | 2,272 | 4,073 | 1,932 | 2,141 | 249 | 118 | 131 |
| 75 | 938 | 429 | 509 | 884 | 402 | 482 | 54 | 27 | 27 |
| 76 | 657 | 342 | 315 | 629 | 330 | 299 | 28 | 12 | 16 |
| 77 | 450 | 241 | 209 | 429 | 232 | 197 | 21 | 9 | 12 |
| 78 | 642 | 298 | 344 | 602 | 281 | 321 | 40 | 17 | 23 |
| 79 | 393 | 211 | 182 | 376 | 205 | 171 | 17 | 6 | 11 |
| 75 - 79 | 3,080 | 1,521 | 1,559 | 2,920 | 1,450 | 1,470 | 160 | 71 | 89 |
| 80+ | 4,463 | 1,920 | 2,543 | 4,131 | 1,794 | 2,337 | 332 | 126 | 206 |

Table 3.6: Moshi Municipal Council: Total Population by Age in Single Years, Five Year Age Groups, Sex and Rural-Urban

| Age | Total | | | Rural | | | Urban | | |
|----------------|----------------|---------------|---------------|------------|----------|----------|----------------|---------------|---------------|
| | Both Sexes | Male | Female | Both Sexes | Male | Female | Both Sexes | Male | Female |
| Total | 184,292 | 89,174 | 95,118 | 0 | 0 | 0 | 184,292 | 89,174 | 95,118 |
| 0 | 5,150 | 2,564 | 2,586 | 0 | 0 | 0 | 5,150 | 2,564 | 2,586 |
| 1 | 4,170 | 2,108 | 2,062 | 0 | 0 | 0 | 4,170 | 2,108 | 2,062 |
| 2 | 4,271 | 2,186 | 2,085 | 0 | 0 | 0 | 4,271 | 2,186 | 2,085 |
| 3 | 3,871 | 1,870 | 2,001 | 0 | 0 | 0 | 3,871 | 1,870 | 2,001 |
| 4 | 3,775 | 2,012 | 1,763 | 0 | 0 | 0 | 3,775 | 2,012 | 1,763 |
| 0 - 4 | 21,237 | 10,740 | 10,497 | 0 | 0 | 0 | 21,237 | 10,740 | 10,497 |
| 5 | 3,611 | 1,917 | 1,694 | 0 | 0 | 0 | 3,611 | 1,917 | 1,694 |
| 6 | 3,784 | 1,866 | 1,918 | 0 | 0 | 0 | 3,784 | 1,866 | 1,918 |
| 7 | 3,704 | 1,889 | 1,815 | 0 | 0 | 0 | 3,704 | 1,889 | 1,815 |
| 8 | 3,401 | 1,742 | 1,659 | 0 | 0 | 0 | 3,401 | 1,742 | 1,659 |
| 9 | 3,466 | 1,692 | 1,774 | 0 | 0 | 0 | 3,466 | 1,692 | 1,774 |
| 5 - 9 | 17,966 | 9,106 | 8,860 | 0 | 0 | 0 | 17,966 | 9,106 | 8,860 |
| 10 | 3,892 | 1,920 | 1,972 | 0 | 0 | 0 | 3,892 | 1,920 | 1,972 |
| 11 | 3,218 | 1,571 | 1,647 | 0 | 0 | 0 | 3,218 | 1,571 | 1,647 |
| 12 | 4,524 | 2,247 | 2,277 | 0 | 0 | 0 | 4,524 | 2,247 | 2,277 |
| 13 | 3,763 | 1,794 | 1,969 | 0 | 0 | 0 | 3,763 | 1,794 | 1,969 |
| 14 | 3,946 | 1,832 | 2,114 | 0 | 0 | 0 | 3,946 | 1,832 | 2,114 |
| 10 - 14 | 19,343 | 9,364 | 9,979 | 0 | 0 | 0 | 19,343 | 9,364 | 9,979 |
| 15 | 4,005 | 1,794 | 2,211 | 0 | 0 | 0 | 4,005 | 1,794 | 2,211 |
| 16 | 4,792 | 2,169 | 2,623 | 0 | 0 | 0 | 4,792 | 2,169 | 2,623 |
| 17 | 5,012 | 2,191 | 2,821 | 0 | 0 | 0 | 5,012 | 2,191 | 2,821 |
| 18 | 5,492 | 2,521 | 2,971 | 0 | 0 | 0 | 5,492 | 2,521 | 2,971 |
| 19 | 4,561 | 2,102 | 2,459 | 0 | 0 | 0 | 4,561 | 2,102 | 2,459 |
| 15 - 19 | 23,862 | 10,777 | 13,085 | 0 | 0 | 0 | 23,862 | 10,777 | 13,085 |
| 20 | 5,780 | 2,699 | 3,081 | 0 | 0 | 0 | 5,780 | 2,699 | 3,081 |
| 21 | 3,926 | 1,854 | 2,072 | 0 | 0 | 0 | 3,926 | 1,854 | 2,072 |
| 22 | 5,214 | 2,463 | 2,751 | 0 | 0 | 0 | 5,214 | 2,463 | 2,751 |
| 23 | 3,703 | 1,607 | 2,096 | 0 | 0 | 0 | 3,703 | 1,607 | 2,096 |
| 24 | 3,813 | 1,705 | 2,108 | 0 | 0 | 0 | 3,813 | 1,705 | 2,108 |
| 20 - 24 | 22,436 | 10,328 | 12,108 | 0 | 0 | 0 | 22,436 | 10,328 | 12,108 |
| 25 | 4,119 | 1,908 | 2,211 | 0 | 0 | 0 | 4,119 | 1,908 | 2,211 |
| 26 | 3,655 | 1,745 | 1,910 | 0 | 0 | 0 | 3,655 | 1,745 | 1,910 |
| 27 | 3,317 | 1,582 | 1,735 | 0 | 0 | 0 | 3,317 | 1,582 | 1,735 |
| 28 | 4,355 | 2,119 | 2,236 | 0 | 0 | 0 | 4,355 | 2,119 | 2,236 |
| 29 | 2,715 | 1,279 | 1,436 | 0 | 0 | 0 | 2,715 | 1,279 | 1,436 |
| 25 - 29 | 18,161 | 8,633 | 9,528 | 0 | 0 | 0 | 18,161 | 8,633 | 9,528 |
| 30 | 5,035 | 2,371 | 2,664 | 0 | 0 | 0 | 5,035 | 2,371 | 2,664 |
| 31 | 1,956 | 1,022 | 934 | 0 | 0 | 0 | 1,956 | 1,022 | 934 |
| 32 | 3,704 | 1,881 | 1,823 | 0 | 0 | 0 | 3,704 | 1,881 | 1,823 |
| 33 | 2,431 | 1,176 | 1,255 | 0 | 0 | 0 | 2,431 | 1,176 | 1,255 |
| 34 | 2,278 | 1,121 | 1,157 | 0 | 0 | 0 | 2,278 | 1,121 | 1,157 |
| 30 - 34 | 15,404 | 7,571 | 7,833 | 0 | 0 | 0 | 15,404 | 7,571 | 7,833 |
| 35 | 3,288 | 1,595 | 1,693 | 0 | 0 | 0 | 3,288 | 1,595 | 1,693 |
| 36 | 2,307 | 1,117 | 1,190 | 0 | 0 | 0 | 2,307 | 1,117 | 1,190 |
| 37 | 2,305 | 1,150 | 1,155 | 0 | 0 | 0 | 2,305 | 1,150 | 1,155 |
| 38 | 2,748 | 1,354 | 1,394 | 0 | 0 | 0 | 2,748 | 1,354 | 1,394 |
| 39 | 1,838 | 906 | 932 | 0 | 0 | 0 | 1,838 | 906 | 932 |
| 35 - 39 | 12,486 | 6,122 | 6,364 | 0 | 0 | 0 | 12,486 | 6,122 | 6,364 |

Table 3.6: Moshi Municipal Council: Total Population by Age in Single Years, Five Year Age Groups, Sex and Rural-Urban

| Age | Total | | | Rural | | | Urban | | |
|----------------|--------------|--------------|--------------|------------|----------|----------|--------------|--------------|--------------|
| | Both Sexes | Male | Female | Both Sexes | Male | Female | Both Sexes | Male | Female |
| 40 | 3,189 | 1,612 | 1,577 | 0 | 0 | 0 | 3,189 | 1,612 | 1,577 |
| 41 | 1,060 | 537 | 523 | 0 | 0 | 0 | 1,060 | 537 | 523 |
| 42 | 2,386 | 1,258 | 1,128 | 0 | 0 | 0 | 2,386 | 1,258 | 1,128 |
| 43 | 1,317 | 626 | 691 | 0 | 0 | 0 | 1,317 | 626 | 691 |
| 44 | 1,228 | 638 | 590 | 0 | 0 | 0 | 1,228 | 638 | 590 |
| 40 - 44 | 9,180 | 4,671 | 4,509 | 0 | 0 | 0 | 9,180 | 4,671 | 4,509 |
| 45 | 2,041 | 1,045 | 996 | 0 | 0 | 0 | 2,041 | 1,045 | 996 |
| 46 | 1,130 | 587 | 543 | 0 | 0 | 0 | 1,130 | 587 | 543 |
| 47 | 1,073 | 573 | 500 | 0 | 0 | 0 | 1,073 | 573 | 500 |
| 48 | 1,579 | 735 | 844 | 0 | 0 | 0 | 1,579 | 735 | 844 |
| 49 | 987 | 446 | 541 | 0 | 0 | 0 | 987 | 446 | 541 |
| 45 - 49 | 6,810 | 3,386 | 3,424 | 0 | 0 | 0 | 6,810 | 3,386 | 3,424 |
| 50 | 1,930 | 979 | 951 | 0 | 0 | 0 | 1,930 | 979 | 951 |
| 51 | 792 | 439 | 353 | 0 | 0 | 0 | 792 | 439 | 353 |
| 52 | 1,276 | 648 | 628 | 0 | 0 | 0 | 1,276 | 648 | 628 |
| 53 | 810 | 395 | 415 | 0 | 0 | 0 | 810 | 395 | 415 |
| 54 | 911 | 444 | 467 | 0 | 0 | 0 | 911 | 444 | 467 |
| 50 - 54 | 5,719 | 2,905 | 2,814 | 0 | 0 | 0 | 5,719 | 2,905 | 2,814 |
| 55 | 925 | 429 | 496 | 0 | 0 | 0 | 925 | 429 | 496 |
| 56 | 735 | 363 | 372 | 0 | 0 | 0 | 735 | 363 | 372 |
| 57 | 585 | 303 | 282 | 0 | 0 | 0 | 585 | 303 | 282 |
| 58 | 888 | 440 | 448 | 0 | 0 | 0 | 888 | 440 | 448 |
| 59 | 469 | 240 | 229 | 0 | 0 | 0 | 469 | 240 | 229 |
| 55 - 59 | 3,602 | 1,775 | 1,827 | 0 | 0 | 0 | 3,602 | 1,775 | 1,827 |
| 60 | 1,172 | 535 | 637 | 0 | 0 | 0 | 1,172 | 535 | 637 |
| 61 | 331 | 155 | 176 | 0 | 0 | 0 | 331 | 155 | 176 |
| 62 | 618 | 299 | 319 | 0 | 0 | 0 | 618 | 299 | 319 |
| 63 | 408 | 195 | 213 | 0 | 0 | 0 | 408 | 195 | 213 |
| 64 | 363 | 188 | 175 | 0 | 0 | 0 | 363 | 188 | 175 |
| 60 - 64 | 2,892 | 1,372 | 1,520 | 0 | 0 | 0 | 2,892 | 1,372 | 1,520 |
| 65 | 575 | 298 | 277 | 0 | 0 | 0 | 575 | 298 | 277 |
| 66 | 278 | 154 | 124 | 0 | 0 | 0 | 278 | 154 | 124 |
| 67 | 311 | 158 | 153 | 0 | 0 | 0 | 311 | 158 | 153 |
| 68 | 334 | 169 | 165 | 0 | 0 | 0 | 334 | 169 | 165 |
| 69 | 205 | 98 | 107 | 0 | 0 | 0 | 205 | 98 | 107 |
| 65 - 69 | 1,703 | 877 | 826 | 0 | 0 | 0 | 1,703 | 877 | 826 |
| 70 | 626 | 264 | 362 | 0 | 0 | 0 | 626 | 264 | 362 |
| 71 | 155 | 77 | 78 | 0 | 0 | 0 | 155 | 77 | 78 |
| 72 | 302 | 154 | 148 | 0 | 0 | 0 | 302 | 154 | 148 |
| 73 | 166 | 83 | 83 | 0 | 0 | 0 | 166 | 83 | 83 |
| 74 | 151 | 76 | 75 | 0 | 0 | 0 | 151 | 76 | 75 |
| 70 - 74 | 1,400 | 654 | 746 | 0 | 0 | 0 | 1,400 | 654 | 746 |
| 75 | 305 | 131 | 174 | 0 | 0 | 0 | 305 | 131 | 174 |
| 76 | 169 | 76 | 93 | 0 | 0 | 0 | 169 | 76 | 93 |
| 77 | 123 | 64 | 59 | 0 | 0 | 0 | 123 | 64 | 59 |
| 78 | 132 | 61 | 71 | 0 | 0 | 0 | 132 | 61 | 71 |
| 79 | 105 | 54 | 51 | 0 | 0 | 0 | 105 | 54 | 51 |
| 75 - 79 | 834 | 386 | 448 | 0 | 0 | 0 | 834 | 386 | 448 |
| 80+ | 1,257 | 507 | 750 | 0 | 0 | 0 | 1,257 | 507 | 750 |

Table 3.7: Siha District Council: Total Population by Age in Single Years, Five Year Age Groups, Sex and Rural-Urban

| Age | Total | | | Rural | | | Urban | | |
|----------------|----------------|---------------|---------------|----------------|---------------|---------------|---------------|--------------|--------------|
| | Both Sexes | Male | Female | Both Sexes | Male | Female | Both Sexes | Male | Female |
| Total | 116,313 | 56,500 | 59,813 | 102,402 | 49,769 | 52,633 | 13,911 | 6,731 | 7,180 |
| 0 | 3,638 | 1,756 | 1,882 | 3,190 | 1,550 | 1,640 | 448 | 206 | 242 |
| 1 | 2,881 | 1,413 | 1,468 | 2,591 | 1,267 | 1,324 | 290 | 146 | 144 |
| 2 | 3,265 | 1,655 | 1,610 | 2,928 | 1,500 | 1,428 | 337 | 155 | 182 |
| 3 | 3,229 | 1,626 | 1,603 | 2,924 | 1,477 | 1,447 | 305 | 149 | 156 |
| 4 | 3,418 | 1,732 | 1,686 | 3,080 | 1,548 | 1,532 | 338 | 184 | 154 |
| 0 - 4 | 16,431 | 8,182 | 8,249 | 14,713 | 7,342 | 7,371 | 1,718 | 840 | 878 |
| 5 | 3,196 | 1,661 | 1,535 | 2,864 | 1,480 | 1,384 | 332 | 181 | 151 |
| 6 | 3,305 | 1,672 | 1,633 | 2,977 | 1,505 | 1,472 | 328 | 167 | 161 |
| 7 | 3,493 | 1,752 | 1,741 | 3,133 | 1,590 | 1,543 | 360 | 162 | 198 |
| 8 | 3,197 | 1,602 | 1,595 | 2,871 | 1,436 | 1,435 | 326 | 166 | 160 |
| 9 | 3,119 | 1,507 | 1,612 | 2,790 | 1,360 | 1,430 | 329 | 147 | 182 |
| 5 - 9 | 16,310 | 8,194 | 8,116 | 14,635 | 7,371 | 7,264 | 1,675 | 823 | 852 |
| 10 | 3,643 | 1,781 | 1,862 | 3,207 | 1,585 | 1,622 | 436 | 196 | 240 |
| 11 | 2,509 | 1,270 | 1,239 | 2,219 | 1,131 | 1,088 | 290 | 139 | 151 |
| 12 | 3,941 | 2,015 | 1,926 | 3,485 | 1,780 | 1,705 | 456 | 235 | 221 |
| 13 | 2,686 | 1,387 | 1,299 | 2,386 | 1,206 | 1,180 | 300 | 181 | 119 |
| 14 | 2,859 | 1,339 | 1,520 | 2,556 | 1,193 | 1,363 | 303 | 146 | 157 |
| 10 - 14 | 15,638 | 7,792 | 7,846 | 13,853 | 6,895 | 6,958 | 1,785 | 897 | 888 |
| 15 | 2,778 | 1,315 | 1,463 | 2,463 | 1,155 | 1,308 | 315 | 160 | 155 |
| 16 | 2,586 | 1,224 | 1,362 | 2,256 | 1,057 | 1,199 | 330 | 167 | 163 |
| 17 | 2,371 | 1,186 | 1,185 | 2,064 | 1,006 | 1,058 | 307 | 180 | 127 |
| 18 | 2,638 | 1,357 | 1,281 | 2,271 | 1,175 | 1,096 | 367 | 182 | 185 |
| 19 | 1,741 | 863 | 878 | 1,481 | 732 | 749 | 260 | 131 | 129 |
| 15 - 19 | 12,114 | 5,945 | 6,169 | 10,535 | 5,125 | 5,410 | 1,579 | 820 | 759 |
| 20 | 2,476 | 1,134 | 1,342 | 2,117 | 977 | 1,140 | 359 | 157 | 202 |
| 21 | 1,388 | 602 | 786 | 1,194 | 524 | 670 | 194 | 78 | 116 |
| 22 | 2,105 | 919 | 1,186 | 1,818 | 801 | 1,017 | 287 | 118 | 169 |
| 23 | 1,328 | 573 | 755 | 1,109 | 477 | 632 | 219 | 96 | 123 |
| 24 | 1,445 | 628 | 817 | 1,229 | 516 | 713 | 216 | 112 | 104 |
| 20 - 24 | 8,742 | 3,856 | 4,886 | 7,467 | 3,295 | 4,172 | 1,275 | 561 | 714 |
| 25 | 1,852 | 822 | 1,030 | 1,592 | 673 | 919 | 260 | 149 | 111 |
| 26 | 1,326 | 597 | 729 | 1,125 | 504 | 621 | 201 | 93 | 108 |
| 27 | 1,285 | 586 | 699 | 1,075 | 479 | 596 | 210 | 107 | 103 |
| 28 | 1,815 | 824 | 991 | 1,546 | 709 | 837 | 269 | 115 | 154 |
| 29 | 1,147 | 540 | 607 | 982 | 456 | 526 | 165 | 84 | 81 |
| 25 - 29 | 7,425 | 3,369 | 4,056 | 6,320 | 2,821 | 3,499 | 1,105 | 548 | 557 |
| 30 | 2,505 | 1,149 | 1,356 | 2,200 | 998 | 1,202 | 305 | 151 | 154 |
| 31 | 828 | 401 | 427 | 703 | 351 | 352 | 125 | 50 | 75 |
| 32 | 1,815 | 899 | 916 | 1,578 | 782 | 796 | 237 | 117 | 120 |
| 33 | 1,037 | 500 | 537 | 878 | 428 | 450 | 159 | 72 | 87 |
| 34 | 973 | 436 | 537 | 841 | 388 | 453 | 132 | 48 | 84 |
| 30 - 34 | 7,158 | 3,385 | 3,773 | 6,200 | 2,947 | 3,253 | 958 | 438 | 520 |
| 35 | 1,978 | 935 | 1,043 | 1,709 | 807 | 902 | 269 | 128 | 141 |
| 36 | 1,129 | 527 | 602 | 979 | 463 | 516 | 150 | 64 | 86 |
| 37 | 1,166 | 613 | 553 | 995 | 523 | 472 | 171 | 90 | 81 |
| 38 | 1,477 | 672 | 805 | 1,294 | 582 | 712 | 183 | 90 | 93 |
| 39 | 1,058 | 553 | 505 | 907 | 499 | 408 | 151 | 54 | 97 |
| 35 - 39 | 6,808 | 3,300 | 3,508 | 5,884 | 2,874 | 3,010 | 924 | 426 | 498 |

Table 3.7: Siha District Council: Total Population by Age in Single Years, Five Year Age Groups, Sex and Rural-Urban

| Age | Total | | | Rural | | | Urban | | |
|----------------|--------------|--------------|--------------|--------------|--------------|--------------|------------|------------|------------|
| | Both Sexes | Male | Female | Both Sexes | Male | Female | Both Sexes | Male | Female |
| 40 | 2,096 | 956 | 1,140 | 1,872 | 874 | 998 | 224 | 82 | 142 |
| 41 | 578 | 280 | 298 | 483 | 241 | 242 | 95 | 39 | 56 |
| 42 | 1,371 | 665 | 706 | 1,164 | 544 | 620 | 207 | 121 | 86 |
| 43 | 726 | 357 | 369 | 617 | 297 | 320 | 109 | 60 | 49 |
| 44 | 770 | 382 | 388 | 673 | 334 | 339 | 97 | 48 | 49 |
| 40 - 44 | 5,541 | 2,640 | 2,901 | 4,809 | 2,290 | 2,519 | 732 | 350 | 382 |
| 45 | 1,444 | 734 | 710 | 1,274 | 651 | 623 | 170 | 83 | 87 |
| 46 | 824 | 419 | 405 | 712 | 364 | 348 | 112 | 55 | 57 |
| 47 | 672 | 347 | 325 | 584 | 303 | 281 | 88 | 44 | 44 |
| 48 | 1,087 | 495 | 592 | 970 | 442 | 528 | 117 | 53 | 64 |
| 49 | 565 | 288 | 277 | 502 | 259 | 243 | 63 | 29 | 34 |
| 45 - 49 | 4,592 | 2,283 | 2,309 | 4,042 | 2,019 | 2,023 | 550 | 264 | 286 |
| 50 | 1,366 | 558 | 808 | 1,188 | 478 | 710 | 178 | 80 | 98 |
| 51 | 628 | 329 | 299 | 564 | 298 | 266 | 64 | 31 | 33 |
| 52 | 814 | 396 | 418 | 714 | 350 | 364 | 100 | 46 | 54 |
| 53 | 468 | 211 | 257 | 418 | 193 | 225 | 50 | 18 | 32 |
| 54 | 579 | 287 | 292 | 501 | 242 | 259 | 78 | 45 | 33 |
| 50 - 54 | 3,855 | 1,781 | 2,074 | 3,385 | 1,561 | 1,824 | 470 | 220 | 250 |
| 55 | 742 | 348 | 394 | 669 | 325 | 344 | 73 | 23 | 50 |
| 56 | 589 | 291 | 298 | 515 | 248 | 267 | 74 | 43 | 31 |
| 57 | 398 | 211 | 187 | 349 | 183 | 166 | 49 | 28 | 21 |
| 58 | 593 | 310 | 283 | 518 | 274 | 244 | 75 | 36 | 39 |
| 59 | 356 | 166 | 190 | 312 | 154 | 158 | 44 | 12 | 32 |
| 55 - 59 | 2,678 | 1,326 | 1,352 | 2,363 | 1,184 | 1,179 | 315 | 142 | 173 |
| 60 | 1,221 | 534 | 687 | 1,100 | 487 | 613 | 121 | 47 | 74 |
| 61 | 279 | 169 | 110 | 258 | 156 | 102 | 21 | 13 | 8 |
| 62 | 555 | 312 | 243 | 503 | 286 | 217 | 52 | 26 | 26 |
| 63 | 333 | 171 | 162 | 300 | 151 | 149 | 33 | 20 | 13 |
| 64 | 358 | 184 | 174 | 314 | 160 | 154 | 44 | 24 | 20 |
| 60 - 64 | 2,746 | 1,370 | 1,376 | 2,475 | 1,240 | 1,235 | 271 | 130 | 141 |
| 65 | 615 | 302 | 313 | 544 | 265 | 279 | 71 | 37 | 34 |
| 66 | 293 | 149 | 144 | 259 | 133 | 126 | 34 | 16 | 18 |
| 67 | 344 | 161 | 183 | 311 | 145 | 166 | 33 | 16 | 17 |
| 68 | 337 | 170 | 167 | 304 | 151 | 153 | 33 | 19 | 14 |
| 69 | 159 | 86 | 73 | 146 | 77 | 69 | 13 | 9 | 4 |
| 65 - 69 | 1,748 | 868 | 880 | 1,564 | 771 | 793 | 184 | 97 | 87 |
| 70 | 844 | 370 | 474 | 770 | 341 | 429 | 74 | 29 | 45 |
| 71 | 140 | 68 | 72 | 120 | 58 | 62 | 20 | 10 | 10 |
| 72 | 307 | 157 | 150 | 277 | 141 | 136 | 30 | 16 | 14 |
| 73 | 180 | 105 | 75 | 162 | 93 | 69 | 18 | 12 | 6 |
| 74 | 186 | 104 | 82 | 169 | 93 | 76 | 17 | 11 | 6 |
| 70 - 74 | 1,657 | 804 | 853 | 1,498 | 726 | 772 | 159 | 78 | 81 |
| 75 | 396 | 165 | 231 | 367 | 150 | 217 | 29 | 15 | 14 |
| 76 | 175 | 107 | 68 | 164 | 102 | 62 | 11 | 5 | 6 |
| 77 | 160 | 88 | 72 | 156 | 85 | 71 | 4 | 3 | 1 |
| 78 | 192 | 105 | 87 | 177 | 94 | 83 | 15 | 11 | 4 |
| 79 | 130 | 66 | 64 | 125 | 63 | 62 | 5 | 3 | 2 |
| 75 - 79 | 1,053 | 531 | 522 | 989 | 494 | 495 | 64 | 37 | 27 |
| 80+ | 1,817 | 874 | 943 | 1,670 | 814 | 856 | 147 | 60 | 87 |

Table 4.0: Tanga Region: Total Population by Age in Single Years, Five Year Age Groups, Sex and Rural-Urban

| Age | Total | | | Rural | | | Urban | | |
|----------------|------------------|----------------|------------------|------------------|----------------|----------------|----------------|----------------|----------------|
| | Both Sexes | Male | Female | Both Sexes | Male | Female | Both Sexes | Male | Female |
| TOTAL | 2,045,205 | 992,347 | 1,052,858 | 1,604,297 | 782,514 | 821,783 | 440,908 | 209,833 | 231,075 |
| 0 | 64,691 | 32,188 | 32,503 | 52,812 | 26,220 | 26,592 | 11,879 | 5,968 | 5,911 |
| 1 | 52,110 | 26,188 | 25,922 | 42,825 | 21,439 | 21,386 | 9,285 | 4,749 | 4,536 |
| 2 | 59,736 | 29,808 | 29,928 | 49,532 | 24,745 | 24,787 | 10,204 | 5,063 | 5,141 |
| 3 | 64,036 | 32,220 | 31,816 | 52,820 | 26,516 | 26,304 | 11,216 | 5,704 | 5,512 |
| 4 | 64,564 | 32,492 | 32,072 | 53,201 | 26,763 | 26,438 | 11,363 | 5,729 | 5,634 |
| 0 - 4 | 305,137 | 152,896 | 152,241 | 251,190 | 125,683 | 125,507 | 53,947 | 27,213 | 26,734 |
| 5 | 64,555 | 33,063 | 31,492 | 53,288 | 27,362 | 25,926 | 11,267 | 5,701 | 5,566 |
| 6 | 63,180 | 31,929 | 31,251 | 52,079 | 26,372 | 25,707 | 11,101 | 5,557 | 5,544 |
| 7 | 66,628 | 34,061 | 32,567 | 54,829 | 28,116 | 26,713 | 11,799 | 5,945 | 5,854 |
| 8 | 59,382 | 29,420 | 29,962 | 49,172 | 24,456 | 24,716 | 10,210 | 4,964 | 5,246 |
| 9 | 54,511 | 27,264 | 27,247 | 44,310 | 22,209 | 22,101 | 10,201 | 5,055 | 5,146 |
| 5 - 9 | 308,256 | 155,737 | 152,519 | 253,678 | 128,515 | 125,163 | 54,578 | 27,222 | 27,356 |
| 10 | 66,096 | 33,416 | 32,680 | 54,198 | 27,544 | 26,654 | 11,898 | 5,872 | 6,026 |
| 11 | 43,012 | 21,286 | 21,726 | 34,368 | 17,117 | 17,251 | 8,644 | 4,169 | 4,475 |
| 12 | 69,704 | 35,246 | 34,458 | 56,280 | 28,526 | 27,754 | 13,424 | 6,720 | 6,704 |
| 13 | 49,412 | 24,865 | 24,547 | 39,096 | 19,907 | 19,189 | 10,316 | 4,958 | 5,358 |
| 14 | 44,856 | 22,485 | 22,371 | 34,741 | 17,748 | 16,993 | 10,115 | 4,737 | 5,378 |
| 10 - 14 | 273,080 | 137,298 | 135,782 | 218,683 | 110,842 | 107,841 | 54,397 | 26,456 | 27,941 |
| 15 | 46,917 | 24,674 | 22,243 | 36,644 | 19,687 | 16,957 | 10,273 | 4,987 | 5,286 |
| 16 | 39,356 | 19,746 | 19,610 | 29,310 | 15,132 | 14,178 | 10,046 | 4,614 | 5,432 |
| 17 | 35,044 | 17,810 | 17,234 | 25,247 | 13,115 | 12,132 | 9,797 | 4,695 | 5,102 |
| 18 | 47,639 | 23,868 | 23,771 | 35,446 | 18,111 | 17,335 | 12,193 | 5,757 | 6,436 |
| 19 | 30,739 | 14,497 | 16,242 | 21,924 | 10,409 | 11,515 | 8,815 | 4,088 | 4,727 |
| 15 - 19 | 199,695 | 100,595 | 99,100 | 148,571 | 76,454 | 72,117 | 51,124 | 24,141 | 26,983 |
| 20 | 50,948 | 22,407 | 28,541 | 38,206 | 16,718 | 21,488 | 12,742 | 5,689 | 7,053 |
| 21 | 22,240 | 10,427 | 11,813 | 15,568 | 7,330 | 8,238 | 6,672 | 3,097 | 3,575 |
| 22 | 35,220 | 15,506 | 19,714 | 25,304 | 11,068 | 14,236 | 9,916 | 4,438 | 5,478 |
| 23 | 22,316 | 9,578 | 12,738 | 15,559 | 6,708 | 8,851 | 6,757 | 2,870 | 3,887 |
| 24 | 22,976 | 9,748 | 13,228 | 16,371 | 6,854 | 9,517 | 6,605 | 2,894 | 3,711 |
| 20 - 24 | 153,700 | 67,666 | 86,034 | 111,008 | 48,678 | 62,330 | 42,692 | 18,988 | 23,704 |
| 25 | 44,959 | 18,568 | 26,391 | 34,715 | 14,208 | 20,507 | 10,244 | 4,360 | 5,884 |
| 26 | 23,064 | 9,835 | 13,229 | 16,533 | 7,061 | 9,472 | 6,531 | 2,774 | 3,757 |
| 27 | 22,088 | 9,672 | 12,416 | 16,015 | 7,046 | 8,969 | 6,073 | 2,626 | 3,447 |
| 28 | 33,893 | 14,387 | 19,506 | 25,148 | 10,639 | 14,509 | 8,745 | 3,748 | 4,997 |
| 29 | 18,333 | 7,809 | 10,524 | 13,250 | 5,686 | 7,564 | 5,083 | 2,123 | 2,960 |
| 25 - 29 | 142,337 | 60,271 | 82,066 | 105,661 | 44,640 | 61,021 | 36,676 | 15,631 | 21,045 |
| 30 | 58,973 | 25,327 | 33,646 | 46,058 | 19,589 | 26,469 | 12,915 | 5,738 | 7,177 |
| 31 | 11,660 | 5,591 | 6,069 | 8,379 | 4,090 | 4,289 | 3,281 | 1,501 | 1,780 |
| 32 | 27,770 | 12,923 | 14,847 | 20,306 | 9,507 | 10,799 | 7,464 | 3,416 | 4,048 |
| 33 | 15,456 | 7,143 | 8,313 | 11,089 | 5,213 | 5,876 | 4,367 | 1,930 | 2,437 |
| 34 | 14,270 | 6,655 | 7,615 | 10,194 | 4,830 | 5,364 | 4,076 | 1,825 | 2,251 |
| 30 - 34 | 128,129 | 57,639 | 70,490 | 96,026 | 43,229 | 52,797 | 32,103 | 14,410 | 17,693 |
| 35 | 44,797 | 20,887 | 23,910 | 35,401 | 16,470 | 18,931 | 9,396 | 4,417 | 4,979 |
| 36 | 16,777 | 7,674 | 9,103 | 12,518 | 5,781 | 6,737 | 4,259 | 1,893 | 2,366 |
| 37 | 16,518 | 7,993 | 8,525 | 12,120 | 5,912 | 6,208 | 4,398 | 2,081 | 2,317 |
| 38 | 22,711 | 10,450 | 12,261 | 17,444 | 7,986 | 9,458 | 5,267 | 2,464 | 2,803 |
| 39 | 13,294 | 6,193 | 7,101 | 9,908 | 4,679 | 5,229 | 3,386 | 1,514 | 1,872 |
| 35 - 39 | 114,097 | 53,197 | 60,900 | 87,391 | 40,828 | 46,563 | 26,706 | 12,369 | 14,337 |

Table 4.0: Tanga Region: Total Population by Age in Single Years, Five Year Age Groups, Sex and Rural-Urban

| Age | Total | | | Rural | | | Urban | | |
|----------------|---------------|---------------|---------------|---------------|---------------|---------------|---------------|---------------|---------------|
| | Both Sexes | Male | Female | Both Sexes | Male | Female | Both Sexes | Male | Female |
| 40 | 46,215 | 22,239 | 23,976 | 36,656 | 17,509 | 19,147 | 9,559 | 4,730 | 4,829 |
| 41 | 8,004 | 4,093 | 3,911 | 6,056 | 3,129 | 2,927 | 1,948 | 964 | 984 |
| 42 | 19,583 | 9,990 | 9,593 | 14,884 | 7,662 | 7,222 | 4,699 | 2,328 | 2,371 |
| 43 | 9,664 | 4,756 | 4,908 | 7,046 | 3,512 | 3,534 | 2,618 | 1,244 | 1,374 |
| 44 | 9,770 | 4,923 | 4,847 | 7,310 | 3,752 | 3,558 | 2,460 | 1,171 | 1,289 |
| 40 - 44 | 93,236 | 46,001 | 47,235 | 71,952 | 35,564 | 36,388 | 21,284 | 10,437 | 10,847 |
| 45 | 29,879 | 14,567 | 15,312 | 24,017 | 11,676 | 12,341 | 5,862 | 2,891 | 2,971 |
| 46 | 10,087 | 4,979 | 5,108 | 7,709 | 3,871 | 3,838 | 2,378 | 1,108 | 1,270 |
| 47 | 9,112 | 4,713 | 4,399 | 6,943 | 3,636 | 3,307 | 2,169 | 1,077 | 1,092 |
| 48 | 15,120 | 7,426 | 7,694 | 11,707 | 5,808 | 5,899 | 3,413 | 1,618 | 1,795 |
| 49 | 19,929 | 4,387 | 15,542 | 14,476 | 3,350 | 11,126 | 5,453 | 1,037 | 4,416 |
| 45 - 49 | 84,127 | 36,072 | 48,055 | 64,852 | 28,341 | 36,511 | 19,275 | 7,731 | 11,544 |
| 50 | 29,788 | 14,654 | 15,134 | 24,243 | 11,718 | 12,525 | 5,545 | 2,936 | 2,609 |
| 51 | 6,981 | 3,996 | 2,985 | 5,426 | 3,101 | 2,325 | 1,555 | 895 | 660 |
| 52 | 12,346 | 6,744 | 5,602 | 9,607 | 5,291 | 4,316 | 2,739 | 1,453 | 1,286 |
| 53 | 5,935 | 3,314 | 2,621 | 4,483 | 2,497 | 1,986 | 1,452 | 817 | 635 |
| 54 | 7,214 | 3,940 | 3,274 | 5,469 | 2,997 | 2,472 | 1,745 | 943 | 802 |
| 50 - 54 | 62,264 | 32,648 | 29,616 | 49,228 | 25,604 | 23,624 | 13,036 | 7,044 | 5,992 |
| 55 | 14,704 | 7,560 | 7,144 | 11,808 | 6,020 | 5,788 | 2,896 | 1,540 | 1,356 |
| 56 | 7,237 | 4,017 | 3,220 | 5,624 | 3,117 | 2,507 | 1,613 | 900 | 713 |
| 57 | 5,285 | 2,899 | 2,386 | 4,045 | 2,193 | 1,852 | 1,240 | 706 | 534 |
| 58 | 8,251 | 4,286 | 3,965 | 6,358 | 3,259 | 3,099 | 1,893 | 1,027 | 866 |
| 59 | 4,217 | 2,280 | 1,937 | 3,196 | 1,733 | 1,463 | 1,021 | 547 | 474 |
| 55 - 59 | 39,694 | 21,042 | 18,652 | 31,031 | 16,322 | 14,709 | 8,663 | 4,720 | 3,943 |
| 60 | 23,708 | 11,485 | 12,223 | 19,369 | 9,288 | 10,081 | 4,339 | 2,197 | 2,142 |
| 61 | 3,408 | 1,881 | 1,527 | 2,678 | 1,473 | 1,205 | 730 | 408 | 322 |
| 62 | 7,390 | 4,024 | 3,366 | 5,791 | 3,107 | 2,684 | 1,599 | 917 | 682 |
| 63 | 4,060 | 2,346 | 1,714 | 3,124 | 1,783 | 1,341 | 936 | 563 | 373 |
| 64 | 3,928 | 2,316 | 1,612 | 2,950 | 1,720 | 1,230 | 978 | 596 | 382 |
| 60 - 64 | 42,494 | 22,052 | 20,442 | 33,912 | 17,371 | 16,541 | 8,582 | 4,681 | 3,901 |
| 65 | 11,969 | 5,846 | 6,123 | 9,775 | 4,734 | 5,041 | 2,194 | 1,112 | 1,082 |
| 66 | 3,211 | 1,818 | 1,393 | 2,543 | 1,432 | 1,111 | 668 | 386 | 282 |
| 67 | 4,307 | 2,433 | 1,874 | 3,404 | 1,937 | 1,467 | 903 | 496 | 407 |
| 68 | 5,050 | 2,498 | 2,552 | 4,193 | 2,049 | 2,144 | 857 | 449 | 408 |
| 69 | 2,271 | 1,192 | 1,079 | 1,843 | 958 | 885 | 428 | 234 | 194 |
| 65 - 69 | 26,808 | 13,787 | 13,021 | 21,758 | 11,110 | 10,648 | 5,050 | 2,677 | 2,373 |
| 70 | 18,124 | 8,316 | 9,808 | 15,018 | 6,918 | 8,100 | 3,106 | 1,398 | 1,708 |
| 71 | 1,660 | 959 | 701 | 1,361 | 781 | 580 | 299 | 178 | 121 |
| 72 | 4,621 | 2,465 | 2,156 | 3,773 | 2,020 | 1,753 | 848 | 445 | 403 |
| 73 | 2,220 | 1,298 | 922 | 1,744 | 1,025 | 719 | 476 | 273 | 203 |
| 74 | 1,862 | 1,050 | 812 | 1,478 | 827 | 651 | 384 | 223 | 161 |
| 70 - 74 | 28,487 | 14,088 | 14,399 | 23,374 | 11,571 | 11,803 | 5,113 | 2,517 | 2,596 |
| 75 | 7,151 | 3,529 | 3,622 | 5,940 | 2,928 | 3,012 | 1,211 | 601 | 610 |
| 76 | 2,424 | 1,444 | 980 | 1,971 | 1,172 | 799 | 453 | 272 | 181 |
| 77 | 1,873 | 1,091 | 782 | 1,469 | 861 | 608 | 404 | 230 | 174 |
| 78 | 3,116 | 1,637 | 1,479 | 2,607 | 1,379 | 1,228 | 509 | 258 | 251 |
| 79 | 1,740 | 1,000 | 740 | 1,411 | 837 | 574 | 329 | 163 | 166 |
| 75 - 79 | 16,304 | 8,701 | 7,603 | 13,398 | 7,177 | 6,221 | 2,906 | 1,524 | 1,382 |
| 80+ | 27,360 | 12,657 | 14,703 | 22,584 | 10,585 | 11,999 | 4,776 | 2,072 | 2,704 |

Table 4.1: Lushoto District Council: Total Population by Age in Single Years, Five Year Age Groups and Sex

| Age | Total | | | Rural | | | Urban | | |
|----------------|----------------|----------------|----------------|----------------|----------------|----------------|---------------|---------------|---------------|
| | Both Sexes | Male | Female | Both Sexes | Male | Female | Both Sexes | Male | Female |
| Total | 492,441 | 230,236 | 262,205 | 457,284 | 213,933 | 243,351 | 35,157 | 16,303 | 18,854 |
| 0 | 14,801 | 7,338 | 7,463 | 13,922 | 6,889 | 7,033 | 879 | 449 | 430 |
| 1 | 12,842 | 6,531 | 6,311 | 12,084 | 6,142 | 5,942 | 758 | 389 | 369 |
| 2 | 14,100 | 6,996 | 7,104 | 13,372 | 6,643 | 6,729 | 728 | 353 | 375 |
| 3 | 14,887 | 7,417 | 7,470 | 14,074 | 7,010 | 7,064 | 813 | 407 | 406 |
| 4 | 15,664 | 7,950 | 7,714 | 14,826 | 7,534 | 7,292 | 838 | 416 | 422 |
| 0 - 4 | 72,294 | 36,232 | 36,062 | 68,278 | 34,218 | 34,060 | 4,016 | 2,014 | 2,002 |
| 5 | 15,864 | 8,085 | 7,779 | 15,037 | 7,695 | 7,342 | 827 | 390 | 437 |
| 6 | 16,218 | 8,138 | 8,080 | 15,315 | 7,678 | 7,637 | 903 | 460 | 443 |
| 7 | 17,445 | 8,894 | 8,551 | 16,528 | 8,444 | 8,084 | 917 | 450 | 467 |
| 8 | 16,541 | 8,190 | 8,351 | 15,671 | 7,749 | 7,922 | 870 | 441 | 429 |
| 9 | 15,184 | 7,547 | 7,637 | 14,321 | 7,124 | 7,197 | 863 | 423 | 440 |
| 5 - 9 | 81,252 | 40,854 | 40,398 | 76,872 | 38,690 | 38,182 | 4,380 | 2,164 | 2,216 |
| 10 | 18,306 | 9,229 | 9,077 | 17,314 | 8,721 | 8,593 | 992 | 508 | 484 |
| 11 | 11,520 | 5,693 | 5,827 | 10,728 | 5,309 | 5,419 | 792 | 384 | 408 |
| 12 | 19,282 | 9,559 | 9,723 | 18,152 | 9,012 | 9,140 | 1,130 | 547 | 583 |
| 13 | 13,742 | 6,949 | 6,793 | 12,869 | 6,533 | 6,336 | 873 | 416 | 457 |
| 14 | 11,836 | 5,923 | 5,913 | 10,978 | 5,531 | 5,447 | 858 | 392 | 466 |
| 10 - 14 | 74,686 | 37,353 | 37,333 | 70,041 | 35,106 | 34,935 | 4,645 | 2,247 | 2,398 |
| 15 | 12,547 | 6,494 | 6,053 | 11,593 | 6,044 | 5,549 | 954 | 450 | 504 |
| 16 | 10,079 | 5,060 | 5,019 | 9,133 | 4,637 | 4,496 | 946 | 423 | 523 |
| 17 | 8,105 | 3,956 | 4,149 | 7,242 | 3,561 | 3,681 | 863 | 395 | 468 |
| 18 | 10,819 | 5,300 | 5,519 | 9,807 | 4,854 | 4,953 | 1,012 | 446 | 566 |
| 19 | 6,342 | 2,885 | 3,457 | 5,560 | 2,539 | 3,021 | 782 | 346 | 436 |
| 15 - 19 | 47,892 | 23,695 | 24,197 | 43,335 | 21,635 | 21,700 | 4,557 | 2,060 | 2,497 |
| 20 | 10,836 | 4,527 | 6,309 | 9,835 | 4,094 | 5,741 | 1,001 | 433 | 568 |
| 21 | 4,037 | 1,786 | 2,251 | 3,542 | 1,562 | 1,980 | 495 | 224 | 271 |
| 22 | 6,793 | 2,822 | 3,971 | 6,010 | 2,444 | 3,566 | 783 | 378 | 405 |
| 23 | 4,211 | 1,653 | 2,558 | 3,732 | 1,447 | 2,285 | 479 | 206 | 273 |
| 24 | 4,572 | 1,753 | 2,819 | 4,059 | 1,547 | 2,512 | 513 | 206 | 307 |
| 20 - 24 | 30,449 | 12,541 | 17,908 | 27,178 | 11,094 | 16,084 | 3,271 | 1,447 | 1,824 |
| 25 | 9,617 | 3,434 | 6,183 | 8,885 | 3,116 | 5,769 | 732 | 318 | 414 |
| 26 | 4,644 | 1,848 | 2,796 | 4,132 | 1,631 | 2,501 | 512 | 217 | 295 |
| 27 | 4,209 | 1,692 | 2,517 | 3,750 | 1,475 | 2,275 | 459 | 217 | 242 |
| 28 | 7,314 | 2,731 | 4,583 | 6,659 | 2,445 | 4,214 | 655 | 286 | 369 |
| 29 | 3,783 | 1,495 | 2,288 | 3,398 | 1,335 | 2,063 | 385 | 160 | 225 |
| 25 - 29 | 29,567 | 11,200 | 18,367 | 26,824 | 10,002 | 16,822 | 2,743 | 1,198 | 1,545 |
| 30 | 13,640 | 4,965 | 8,675 | 12,735 | 4,575 | 8,160 | 905 | 390 | 515 |
| 31 | 2,229 | 1,064 | 1,165 | 1,977 | 948 | 1,029 | 252 | 116 | 136 |
| 32 | 5,688 | 2,481 | 3,207 | 5,106 | 2,212 | 2,894 | 582 | 269 | 313 |
| 33 | 3,028 | 1,383 | 1,645 | 2,711 | 1,232 | 1,479 | 317 | 151 | 166 |
| 34 | 2,730 | 1,201 | 1,529 | 2,430 | 1,071 | 1,359 | 300 | 130 | 170 |
| 30 - 34 | 27,315 | 11,094 | 16,221 | 24,959 | 10,038 | 14,921 | 2,356 | 1,056 | 1,300 |
| 35 | 10,674 | 4,400 | 6,274 | 10,021 | 4,112 | 5,909 | 653 | 288 | 365 |
| 36 | 3,552 | 1,526 | 2,026 | 3,211 | 1,377 | 1,834 | 341 | 149 | 192 |
| 37 | 3,228 | 1,483 | 1,745 | 2,948 | 1,359 | 1,589 | 280 | 124 | 156 |
| 38 | 5,276 | 2,094 | 3,182 | 4,860 | 1,925 | 2,935 | 416 | 169 | 247 |
| 39 | 2,926 | 1,242 | 1,684 | 2,663 | 1,127 | 1,536 | 263 | 115 | 148 |
| 35 - 39 | 25,656 | 10,745 | 14,911 | 23,703 | 9,900 | 13,803 | 1,953 | 845 | 1,108 |

Table 4.1: Lushoto District Council: Total Population by Age in Single Years, Five Year Age Groups and Sex

| Age | Total | | | Rural | | | Urban | | |
|----------------|---------------|--------------|---------------|---------------|--------------|---------------|--------------|------------|--------------|
| | Both Sexes | Male | Female | Both Sexes | Male | Female | Both Sexes | Male | Female |
| 40 | 11,344 | 4,708 | 6,636 | 10,646 | 4,398 | 6,248 | 698 | 310 | 388 |
| 41 | 1,722 | 850 | 872 | 1,554 | 764 | 790 | 168 | 86 | 82 |
| 42 | 4,218 | 2,068 | 2,150 | 3,817 | 1,861 | 1,956 | 401 | 207 | 194 |
| 43 | 2,128 | 964 | 1,164 | 1,937 | 875 | 1,062 | 191 | 89 | 102 |
| 44 | 2,113 | 1,021 | 1,092 | 1,893 | 919 | 974 | 220 | 102 | 118 |
| 40 - 44 | 21,525 | 9,611 | 11,914 | 19,847 | 8,817 | 11,030 | 1,678 | 794 | 884 |
| 45 | 7,611 | 3,298 | 4,313 | 7,159 | 3,078 | 4,081 | 452 | 220 | 232 |
| 46 | 2,393 | 1,148 | 1,245 | 2,192 | 1,052 | 1,140 | 201 | 96 | 105 |
| 47 | 2,103 | 1,015 | 1,088 | 1,922 | 935 | 987 | 181 | 80 | 101 |
| 48 | 3,624 | 1,628 | 1,996 | 3,344 | 1,503 | 1,841 | 280 | 125 | 155 |
| 49 | 3,881 | 942 | 2,939 | 3,284 | 835 | 2,449 | 597 | 107 | 490 |
| 45 - 49 | 19,612 | 8,031 | 11,581 | 17,901 | 7,403 | 10,498 | 1,711 | 628 | 1,083 |
| 50 | 8,049 | 3,291 | 4,758 | 7,637 | 3,097 | 4,540 | 412 | 194 | 218 |
| 51 | 1,535 | 820 | 715 | 1,408 | 742 | 666 | 127 | 78 | 49 |
| 52 | 3,003 | 1,510 | 1,493 | 2,719 | 1,376 | 1,343 | 284 | 134 | 150 |
| 53 | 1,425 | 738 | 687 | 1,294 | 659 | 635 | 131 | 79 | 52 |
| 54 | 1,650 | 830 | 820 | 1,513 | 761 | 752 | 137 | 69 | 68 |
| 50 - 54 | 15,662 | 7,189 | 8,473 | 14,571 | 6,635 | 7,936 | 1,091 | 554 | 537 |
| 55 | 3,805 | 1,725 | 2,080 | 3,606 | 1,621 | 1,985 | 199 | 104 | 95 |
| 56 | 1,837 | 927 | 910 | 1,727 | 871 | 856 | 110 | 56 | 54 |
| 57 | 1,251 | 642 | 609 | 1,158 | 587 | 571 | 93 | 55 | 38 |
| 58 | 2,060 | 951 | 1,109 | 1,930 | 885 | 1,045 | 130 | 66 | 64 |
| 59 | 1,003 | 536 | 467 | 924 | 496 | 428 | 79 | 40 | 39 |
| 55 - 59 | 9,956 | 4,781 | 5,175 | 9,345 | 4,460 | 4,885 | 611 | 321 | 290 |
| 60 | 6,280 | 2,611 | 3,669 | 5,966 | 2,476 | 3,490 | 314 | 135 | 179 |
| 61 | 827 | 431 | 396 | 755 | 387 | 368 | 72 | 44 | 28 |
| 62 | 1,810 | 902 | 908 | 1,685 | 838 | 847 | 125 | 64 | 61 |
| 63 | 923 | 493 | 430 | 847 | 454 | 393 | 76 | 39 | 37 |
| 64 | 842 | 469 | 373 | 770 | 429 | 341 | 72 | 40 | 32 |
| 60 - 64 | 10,682 | 4,906 | 5,776 | 10,023 | 4,584 | 5,439 | 659 | 322 | 337 |
| 65 | 3,183 | 1,414 | 1,769 | 3,019 | 1,339 | 1,680 | 164 | 75 | 89 |
| 66 | 804 | 403 | 401 | 756 | 377 | 379 | 48 | 26 | 22 |
| 67 | 1,129 | 614 | 515 | 1,069 | 585 | 484 | 60 | 29 | 31 |
| 68 | 1,431 | 619 | 812 | 1,363 | 589 | 774 | 68 | 30 | 38 |
| 69 | 584 | 291 | 293 | 550 | 272 | 278 | 34 | 19 | 15 |
| 65 - 69 | 7,131 | 3,341 | 3,790 | 6,757 | 3,162 | 3,595 | 374 | 179 | 195 |
| 70 | 4,864 | 1,991 | 2,873 | 4,631 | 1,916 | 2,715 | 233 | 75 | 158 |
| 71 | 427 | 226 | 201 | 402 | 208 | 194 | 25 | 18 | 7 |
| 72 | 1,190 | 595 | 595 | 1,118 | 558 | 560 | 72 | 37 | 35 |
| 73 | 527 | 289 | 238 | 487 | 269 | 218 | 40 | 20 | 20 |
| 74 | 460 | 233 | 227 | 421 | 210 | 211 | 39 | 23 | 16 |
| 70 - 74 | 7,468 | 3,334 | 4,134 | 7,059 | 3,161 | 3,898 | 409 | 173 | 236 |
| 75 | 1,933 | 881 | 1,052 | 1,818 | 828 | 990 | 115 | 53 | 62 |
| 76 | 622 | 343 | 279 | 585 | 324 | 261 | 37 | 19 | 18 |
| 77 | 406 | 217 | 189 | 386 | 206 | 180 | 20 | 11 | 9 |
| 78 | 900 | 436 | 464 | 847 | 413 | 434 | 53 | 23 | 30 |
| 79 | 387 | 211 | 176 | 356 | 194 | 162 | 31 | 17 | 14 |
| 75 - 79 | 4,248 | 2,088 | 2,160 | 3,992 | 1,965 | 2,027 | 256 | 123 | 133 |
| 80+ | 7,046 | 3,241 | 3,805 | 6,599 | 3,063 | 3,536 | 447 | 178 | 269 |

Table 4.2: Korogwe District Council: Total Population by Age in Single Years, Five Year Age Groups and Sex

| Age | Total | | | Rural | | | Urban | | |
|----------------|----------------|----------------|----------------|----------------|----------------|----------------|---------------|--------------|---------------|
| | Both Sexes | Male | Female | Both Sexes | Male | Female | Both Sexes | Male | Female |
| Total | 242,038 | 118,544 | 123,494 | 222,854 | 109,376 | 113,478 | 19,184 | 9,168 | 10,016 |
| 0 | 7,557 | 3,738 | 3,819 | 7,010 | 3,442 | 3,568 | 547 | 296 | 251 |
| 1 | 6,061 | 3,057 | 3,004 | 5,679 | 2,885 | 2,794 | 382 | 172 | 210 |
| 2 | 6,846 | 3,426 | 3,420 | 6,370 | 3,194 | 3,176 | 476 | 232 | 244 |
| 3 | 7,510 | 3,804 | 3,706 | 7,020 | 3,548 | 3,472 | 490 | 256 | 234 |
| 4 | 7,303 | 3,637 | 3,666 | 6,825 | 3,389 | 3,436 | 478 | 248 | 230 |
| 0 - 4 | 35,277 | 17,662 | 17,615 | 32,904 | 16,458 | 16,446 | 2,373 | 1,204 | 1,169 |
| 5 | 7,295 | 3,784 | 3,511 | 6,831 | 3,548 | 3,283 | 464 | 236 | 228 |
| 6 | 7,449 | 3,749 | 3,700 | 6,952 | 3,500 | 3,452 | 497 | 249 | 248 |
| 7 | 7,710 | 3,993 | 3,717 | 7,170 | 3,716 | 3,454 | 540 | 277 | 263 |
| 8 | 6,982 | 3,493 | 3,489 | 6,509 | 3,264 | 3,245 | 473 | 229 | 244 |
| 9 | 6,397 | 3,206 | 3,191 | 5,945 | 2,956 | 2,989 | 452 | 250 | 202 |
| 5 - 9 | 35,833 | 18,225 | 17,608 | 33,407 | 16,984 | 16,423 | 2,426 | 1,241 | 1,185 |
| 10 | 7,877 | 4,028 | 3,849 | 7,371 | 3,762 | 3,609 | 506 | 266 | 240 |
| 11 | 5,454 | 2,674 | 2,780 | 5,056 | 2,485 | 2,571 | 398 | 189 | 209 |
| 12 | 8,445 | 4,375 | 4,070 | 7,837 | 4,032 | 3,805 | 608 | 343 | 265 |
| 13 | 6,159 | 3,082 | 3,077 | 5,685 | 2,851 | 2,834 | 474 | 231 | 243 |
| 14 | 5,226 | 2,680 | 2,546 | 4,766 | 2,454 | 2,312 | 460 | 226 | 234 |
| 10 - 14 | 33,161 | 16,839 | 16,322 | 30,715 | 15,584 | 15,131 | 2,446 | 1,255 | 1,191 |
| 15 | 5,298 | 2,930 | 2,368 | 4,871 | 2,726 | 2,145 | 427 | 204 | 223 |
| 16 | 4,542 | 2,468 | 2,074 | 4,067 | 2,236 | 1,831 | 475 | 232 | 243 |
| 17 | 3,872 | 2,083 | 1,789 | 3,419 | 1,863 | 1,556 | 453 | 220 | 233 |
| 18 | 5,171 | 2,779 | 2,392 | 4,686 | 2,555 | 2,131 | 485 | 224 | 261 |
| 19 | 3,425 | 1,709 | 1,716 | 3,070 | 1,540 | 1,530 | 355 | 169 | 186 |
| 15 - 19 | 22,308 | 11,969 | 10,339 | 20,113 | 10,920 | 9,193 | 2,195 | 1,049 | 1,146 |
| 20 | 5,490 | 2,537 | 2,953 | 5,016 | 2,329 | 2,687 | 474 | 208 | 266 |
| 21 | 2,301 | 1,119 | 1,182 | 2,065 | 1,012 | 1,053 | 236 | 107 | 129 |
| 22 | 3,694 | 1,665 | 2,029 | 3,357 | 1,515 | 1,842 | 337 | 150 | 187 |
| 23 | 2,381 | 1,012 | 1,369 | 2,139 | 917 | 1,222 | 242 | 95 | 147 |
| 24 | 2,349 | 987 | 1,362 | 2,125 | 891 | 1,234 | 224 | 96 | 128 |
| 20 - 24 | 16,215 | 7,320 | 8,895 | 14,702 | 6,664 | 8,038 | 1,513 | 656 | 857 |
| 25 | 4,685 | 1,966 | 2,719 | 4,364 | 1,828 | 2,536 | 321 | 138 | 183 |
| 26 | 2,480 | 1,100 | 1,380 | 2,201 | 973 | 1,228 | 279 | 127 | 152 |
| 27 | 2,296 | 1,015 | 1,281 | 2,063 | 924 | 1,139 | 233 | 91 | 142 |
| 28 | 3,738 | 1,599 | 2,139 | 3,391 | 1,454 | 1,937 | 347 | 145 | 202 |
| 29 | 2,130 | 915 | 1,215 | 1,901 | 822 | 1,079 | 229 | 93 | 136 |
| 25 - 29 | 15,329 | 6,595 | 8,734 | 13,920 | 6,001 | 7,919 | 1,409 | 594 | 815 |
| 30 | 6,723 | 3,031 | 3,692 | 6,232 | 2,812 | 3,420 | 491 | 219 | 272 |
| 31 | 1,332 | 643 | 689 | 1,195 | 592 | 603 | 137 | 51 | 86 |
| 32 | 3,070 | 1,390 | 1,680 | 2,738 | 1,252 | 1,486 | 332 | 138 | 194 |
| 33 | 1,734 | 774 | 960 | 1,557 | 710 | 847 | 177 | 64 | 113 |
| 34 | 1,702 | 776 | 926 | 1,520 | 704 | 816 | 182 | 72 | 110 |
| 30 - 34 | 14,561 | 6,614 | 7,947 | 13,242 | 6,070 | 7,172 | 1,319 | 544 | 775 |
| 35 | 5,157 | 2,345 | 2,812 | 4,777 | 2,170 | 2,607 | 380 | 175 | 205 |
| 36 | 2,019 | 899 | 1,120 | 1,816 | 800 | 1,016 | 203 | 99 | 104 |
| 37 | 2,007 | 989 | 1,018 | 1,798 | 899 | 899 | 209 | 90 | 119 |
| 38 | 2,676 | 1,243 | 1,433 | 2,476 | 1,153 | 1,323 | 200 | 90 | 110 |
| 39 | 1,648 | 760 | 888 | 1,457 | 678 | 779 | 191 | 82 | 109 |
| 35 - 39 | 13,507 | 6,236 | 7,271 | 12,324 | 5,700 | 6,624 | 1,183 | 536 | 647 |

Table 4.2: Korogwe District Council: Total Population by Age in Single Years, Five Year Age Groups and Sex

| Age | Total | | | Rural | | | Urban | | |
|----------------|---------------|--------------|--------------|---------------|--------------|--------------|--------------|------------|------------|
| | Both Sexes | Male | Female | Both Sexes | Male | Female | Both Sexes | Male | Female |
| 40 | 5,533 | 2,666 | 2,867 | 5,138 | 2,467 | 2,671 | 395 | 199 | 196 |
| 41 | 1,026 | 516 | 510 | 905 | 449 | 456 | 121 | 67 | 54 |
| 42 | 2,445 | 1,214 | 1,231 | 2,227 | 1,104 | 1,123 | 218 | 110 | 108 |
| 43 | 1,152 | 549 | 603 | 1,041 | 490 | 551 | 111 | 59 | 52 |
| 44 | 1,220 | 593 | 627 | 1,118 | 539 | 579 | 102 | 54 | 48 |
| 40 - 44 | 11,376 | 5,538 | 5,838 | 10,429 | 5,049 | 5,380 | 947 | 489 | 458 |
| 45 | 3,634 | 1,796 | 1,838 | 3,368 | 1,665 | 1,703 | 266 | 131 | 135 |
| 46 | 1,307 | 589 | 718 | 1,200 | 545 | 655 | 107 | 44 | 63 |
| 47 | 1,183 | 601 | 582 | 1,089 | 550 | 539 | 94 | 51 | 43 |
| 48 | 2,058 | 1,008 | 1,050 | 1,899 | 940 | 959 | 159 | 68 | 91 |
| 49 | 2,835 | 594 | 2,241 | 2,415 | 541 | 1,874 | 420 | 53 | 367 |
| 45 - 49 | 11,017 | 4,588 | 6,429 | 9,971 | 4,241 | 5,730 | 1,046 | 347 | 699 |
| 50 | 3,929 | 1,899 | 2,030 | 3,701 | 1,767 | 1,934 | 228 | 132 | 96 |
| 51 | 952 | 562 | 390 | 858 | 498 | 360 | 94 | 64 | 30 |
| 52 | 1,643 | 874 | 769 | 1,509 | 797 | 712 | 134 | 77 | 57 |
| 53 | 840 | 457 | 383 | 747 | 408 | 339 | 93 | 49 | 44 |
| 54 | 1,024 | 525 | 499 | 937 | 476 | 461 | 87 | 49 | 38 |
| 50 - 54 | 8,388 | 4,317 | 4,071 | 7,752 | 3,946 | 3,806 | 636 | 371 | 265 |
| 55 | 1,851 | 931 | 920 | 1,745 | 877 | 868 | 106 | 54 | 52 |
| 56 | 1,014 | 567 | 447 | 946 | 522 | 424 | 68 | 45 | 23 |
| 57 | 703 | 375 | 328 | 651 | 349 | 302 | 52 | 26 | 26 |
| 58 | 1,124 | 570 | 554 | 1,035 | 529 | 506 | 89 | 41 | 48 |
| 59 | 552 | 281 | 271 | 513 | 257 | 256 | 39 | 24 | 15 |
| 55 - 59 | 5,244 | 2,724 | 2,520 | 4,890 | 2,534 | 2,356 | 354 | 190 | 164 |
| 60 | 3,176 | 1,519 | 1,657 | 2,969 | 1,419 | 1,550 | 207 | 100 | 107 |
| 61 | 453 | 256 | 197 | 417 | 235 | 182 | 36 | 21 | 15 |
| 62 | 1,021 | 510 | 511 | 935 | 462 | 473 | 86 | 48 | 38 |
| 63 | 580 | 332 | 248 | 538 | 311 | 227 | 42 | 21 | 21 |
| 64 | 541 | 312 | 229 | 505 | 293 | 212 | 36 | 19 | 17 |
| 60 - 64 | 5,771 | 2,929 | 2,842 | 5,364 | 2,720 | 2,644 | 407 | 209 | 198 |
| 65 | 1,571 | 747 | 824 | 1,484 | 701 | 783 | 87 | 46 | 41 |
| 66 | 460 | 266 | 194 | 432 | 249 | 183 | 28 | 17 | 11 |
| 67 | 537 | 283 | 254 | 480 | 257 | 223 | 57 | 26 | 31 |
| 68 | 753 | 385 | 368 | 699 | 353 | 346 | 54 | 32 | 22 |
| 69 | 309 | 163 | 146 | 293 | 153 | 140 | 16 | 10 | 6 |
| 65 - 69 | 3,630 | 1,844 | 1,786 | 3,388 | 1,713 | 1,675 | 242 | 131 | 111 |
| 70 | 2,544 | 1,139 | 1,405 | 2,407 | 1,079 | 1,328 | 137 | 60 | 77 |
| 71 | 228 | 145 | 83 | 214 | 135 | 79 | 14 | 10 | 4 |
| 72 | 683 | 357 | 326 | 638 | 329 | 309 | 45 | 28 | 17 |
| 73 | 329 | 204 | 125 | 304 | 190 | 114 | 25 | 14 | 11 |
| 74 | 288 | 166 | 122 | 266 | 151 | 115 | 22 | 15 | 7 |
| 70 - 74 | 4,072 | 2,011 | 2,061 | 3,829 | 1,884 | 1,945 | 243 | 127 | 116 |
| 75 | 947 | 442 | 505 | 876 | 399 | 477 | 71 | 43 | 28 |
| 76 | 399 | 239 | 160 | 372 | 222 | 150 | 27 | 17 | 10 |
| 77 | 294 | 186 | 108 | 265 | 167 | 98 | 29 | 19 | 10 |
| 78 | 456 | 248 | 208 | 429 | 234 | 195 | 27 | 14 | 13 |
| 79 | 280 | 174 | 106 | 266 | 167 | 99 | 14 | 7 | 7 |
| 75 - 79 | 2,376 | 1,289 | 1,087 | 2,208 | 1,189 | 1,019 | 168 | 100 | 68 |
| 80+ | 3,973 | 1,844 | 2,129 | 3,696 | 1,719 | 1,977 | 277 | 125 | 152 |

Table 4.3: Muheza District Council: Total Population by Age in Single Years, Five Year Age Groups and Sex

| Age | Total | | | Rural | | | Urban | | |
|----------------|----------------|----------------|----------------|----------------|---------------|---------------|---------------|--------------|--------------|
| | Both Sexes | Male | Female | Both Sexes | Male | Female | Both Sexes | Male | Female |
| Total | 204,461 | 100,843 | 103,618 | 191,622 | 94,984 | 96,638 | 12,839 | 5,859 | 6,980 |
| 0 | 6,265 | 3,166 | 3,099 | 5,911 | 2,993 | 2,918 | 354 | 173 | 181 |
| 1 | 4,237 | 2,093 | 2,144 | 3,987 | 1,968 | 2,019 | 250 | 125 | 125 |
| 2 | 5,383 | 2,712 | 2,671 | 5,091 | 2,570 | 2,521 | 292 | 142 | 150 |
| 3 | 5,527 | 2,787 | 2,740 | 5,163 | 2,609 | 2,554 | 364 | 178 | 186 |
| 4 | 5,428 | 2,704 | 2,724 | 5,125 | 2,553 | 2,572 | 303 | 151 | 152 |
| 0 - 4 | 26,840 | 13,462 | 13,378 | 25,277 | 12,693 | 12,584 | 1,563 | 769 | 794 |
| 5 | 5,576 | 2,881 | 2,695 | 5,235 | 2,702 | 2,533 | 341 | 179 | 162 |
| 6 | 5,460 | 2,773 | 2,687 | 5,140 | 2,623 | 2,517 | 320 | 150 | 170 |
| 7 | 5,639 | 2,869 | 2,770 | 5,346 | 2,730 | 2,616 | 293 | 139 | 154 |
| 8 | 5,078 | 2,502 | 2,576 | 4,791 | 2,372 | 2,419 | 287 | 130 | 157 |
| 9 | 4,756 | 2,400 | 2,356 | 4,451 | 2,247 | 2,204 | 305 | 153 | 152 |
| 5 - 9 | 26,509 | 13,425 | 13,084 | 24,963 | 12,674 | 12,289 | 1,546 | 751 | 795 |
| 10 | 5,755 | 2,914 | 2,841 | 5,448 | 2,777 | 2,671 | 307 | 137 | 170 |
| 11 | 4,354 | 2,209 | 2,145 | 4,107 | 2,081 | 2,026 | 247 | 128 | 119 |
| 12 | 6,541 | 3,322 | 3,219 | 6,118 | 3,110 | 3,008 | 423 | 212 | 211 |
| 13 | 4,795 | 2,432 | 2,363 | 4,488 | 2,282 | 2,206 | 307 | 150 | 157 |
| 14 | 4,413 | 2,225 | 2,188 | 4,105 | 2,083 | 2,022 | 308 | 142 | 166 |
| 10 - 14 | 25,858 | 13,102 | 12,756 | 24,266 | 12,333 | 11,933 | 1,592 | 769 | 823 |
| 15 | 4,482 | 2,326 | 2,156 | 4,190 | 2,183 | 2,007 | 292 | 143 | 149 |
| 16 | 3,905 | 2,020 | 1,885 | 3,585 | 1,863 | 1,722 | 320 | 157 | 163 |
| 17 | 3,715 | 1,967 | 1,748 | 3,432 | 1,839 | 1,593 | 283 | 128 | 155 |
| 18 | 4,467 | 2,340 | 2,127 | 4,118 | 2,178 | 1,940 | 349 | 162 | 187 |
| 19 | 3,162 | 1,555 | 1,607 | 2,917 | 1,434 | 1,483 | 245 | 121 | 124 |
| 15 - 19 | 19,731 | 10,208 | 9,523 | 18,242 | 9,497 | 8,745 | 1,489 | 711 | 778 |
| 20 | 4,900 | 2,248 | 2,652 | 4,591 | 2,109 | 2,482 | 309 | 139 | 170 |
| 21 | 2,420 | 1,115 | 1,305 | 2,226 | 1,047 | 1,179 | 194 | 68 | 126 |
| 22 | 3,664 | 1,603 | 2,061 | 3,403 | 1,510 | 1,893 | 261 | 93 | 168 |
| 23 | 2,411 | 1,023 | 1,388 | 2,228 | 951 | 1,277 | 183 | 72 | 111 |
| 24 | 2,411 | 1,050 | 1,361 | 2,225 | 973 | 1,252 | 186 | 77 | 109 |
| 20 - 24 | 15,806 | 7,039 | 8,767 | 14,673 | 6,590 | 8,083 | 1,133 | 449 | 684 |
| 25 | 4,258 | 1,899 | 2,359 | 3,959 | 1,771 | 2,188 | 299 | 128 | 171 |
| 26 | 2,422 | 1,041 | 1,381 | 2,247 | 972 | 1,275 | 175 | 69 | 106 |
| 27 | 2,373 | 1,096 | 1,277 | 2,206 | 1,026 | 1,180 | 167 | 70 | 97 |
| 28 | 3,419 | 1,515 | 1,904 | 3,174 | 1,434 | 1,740 | 245 | 81 | 164 |
| 29 | 2,015 | 871 | 1,144 | 1,869 | 817 | 1,052 | 146 | 54 | 92 |
| 25 - 29 | 14,487 | 6,422 | 8,065 | 13,455 | 6,020 | 7,435 | 1,032 | 402 | 630 |
| 30 | 5,864 | 2,712 | 3,152 | 5,489 | 2,551 | 2,938 | 375 | 161 | 214 |
| 31 | 1,281 | 598 | 683 | 1,187 | 563 | 624 | 94 | 35 | 59 |
| 32 | 3,135 | 1,536 | 1,599 | 2,900 | 1,430 | 1,470 | 235 | 106 | 129 |
| 33 | 1,794 | 817 | 977 | 1,664 | 762 | 902 | 130 | 55 | 75 |
| 34 | 1,674 | 803 | 871 | 1,560 | 750 | 810 | 114 | 53 | 61 |
| 30 - 34 | 13,748 | 6,466 | 7,282 | 12,800 | 6,056 | 6,744 | 948 | 410 | 538 |
| 35 | 4,495 | 2,271 | 2,224 | 4,186 | 2,118 | 2,068 | 309 | 153 | 156 |
| 36 | 2,047 | 988 | 1,059 | 1,937 | 943 | 994 | 110 | 45 | 65 |
| 37 | 2,064 | 1,017 | 1,047 | 1,904 | 938 | 966 | 160 | 79 | 81 |
| 38 | 2,540 | 1,241 | 1,299 | 2,375 | 1,168 | 1,207 | 165 | 73 | 92 |
| 39 | 1,582 | 798 | 784 | 1,488 | 759 | 729 | 94 | 39 | 55 |
| 35 - 39 | 12,728 | 6,315 | 6,413 | 11,890 | 5,926 | 5,964 | 838 | 389 | 449 |

Table 4.3: Muheza District Council: Total Population by Age in Single Years, Five Year Age Groups and Sex

| Age | Total | | | Rural | | | Urban | | |
|----------------|---------------|--------------|--------------|--------------|--------------|--------------|------------|------------|------------|
| | Both Sexes | Male | Female | Both Sexes | Male | Female | Both Sexes | Male | Female |
| 40 | 4,686 | 2,372 | 2,314 | 4,430 | 2,253 | 2,177 | 256 | 119 | 137 |
| 41 | 906 | 469 | 437 | 855 | 444 | 411 | 51 | 25 | 26 |
| 42 | 2,288 | 1,184 | 1,104 | 2,164 | 1,120 | 1,044 | 124 | 64 | 60 |
| 43 | 1,134 | 577 | 557 | 1,056 | 543 | 513 | 78 | 34 | 44 |
| 44 | 1,214 | 614 | 600 | 1,128 | 575 | 553 | 86 | 39 | 47 |
| 40 - 44 | 10,228 | 5,216 | 5,012 | 9,633 | 4,935 | 4,698 | 595 | 281 | 314 |
| 45 | 3,109 | 1,589 | 1,520 | 2,939 | 1,504 | 1,435 | 170 | 85 | 85 |
| 46 | 1,213 | 605 | 608 | 1,160 | 576 | 584 | 53 | 29 | 24 |
| 47 | 1,111 | 589 | 522 | 1,055 | 560 | 495 | 56 | 29 | 27 |
| 48 | 1,706 | 909 | 797 | 1,625 | 868 | 757 | 81 | 41 | 40 |
| 49 | 2,712 | 550 | 2,162 | 2,453 | 521 | 1,932 | 259 | 29 | 230 |
| 45 - 49 | 9,851 | 4,242 | 5,609 | 9,232 | 4,029 | 5,203 | 619 | 213 | 406 |
| 50 | 2,856 | 1,487 | 1,369 | 2,699 | 1,405 | 1,294 | 157 | 82 | 75 |
| 51 | 828 | 460 | 368 | 784 | 433 | 351 | 44 | 27 | 17 |
| 52 | 1,580 | 869 | 711 | 1,508 | 832 | 676 | 72 | 37 | 35 |
| 53 | 716 | 382 | 334 | 675 | 359 | 316 | 41 | 23 | 18 |
| 54 | 885 | 461 | 424 | 846 | 441 | 405 | 39 | 20 | 19 |
| 50 - 54 | 6,865 | 3,659 | 3,206 | 6,512 | 3,470 | 3,042 | 353 | 189 | 164 |
| 55 | 1,430 | 761 | 669 | 1,362 | 729 | 633 | 68 | 32 | 36 |
| 56 | 851 | 486 | 365 | 817 | 463 | 354 | 34 | 23 | 11 |
| 57 | 663 | 376 | 287 | 622 | 355 | 267 | 41 | 21 | 20 |
| 58 | 964 | 508 | 456 | 912 | 481 | 431 | 52 | 27 | 25 |
| 59 | 552 | 285 | 267 | 527 | 272 | 255 | 25 | 13 | 12 |
| 55 - 59 | 4,460 | 2,416 | 2,044 | 4,240 | 2,300 | 1,940 | 220 | 116 | 104 |
| 60 | 2,582 | 1,241 | 1,341 | 2,462 | 1,187 | 1,275 | 120 | 54 | 66 |
| 61 | 445 | 237 | 208 | 426 | 230 | 196 | 19 | 7 | 12 |
| 62 | 930 | 515 | 415 | 874 | 486 | 388 | 56 | 29 | 27 |
| 63 | 542 | 304 | 238 | 512 | 291 | 221 | 30 | 13 | 17 |
| 64 | 573 | 322 | 251 | 534 | 301 | 233 | 39 | 21 | 18 |
| 60 - 64 | 5,072 | 2,619 | 2,453 | 4,808 | 2,495 | 2,313 | 264 | 124 | 140 |
| 65 | 1,337 | 637 | 700 | 1,280 | 614 | 666 | 57 | 23 | 34 |
| 66 | 417 | 243 | 174 | 394 | 229 | 165 | 23 | 14 | 9 |
| 67 | 605 | 335 | 270 | 570 | 322 | 248 | 35 | 13 | 22 |
| 68 | 609 | 331 | 278 | 579 | 311 | 268 | 30 | 20 | 10 |
| 69 | 290 | 157 | 133 | 278 | 150 | 128 | 12 | 7 | 5 |
| 65 - 69 | 3,258 | 1,703 | 1,555 | 3,101 | 1,626 | 1,475 | 157 | 77 | 80 |
| 70 | 2,035 | 943 | 1,092 | 1,925 | 892 | 1,033 | 110 | 51 | 59 |
| 71 | 243 | 137 | 106 | 231 | 130 | 101 | 12 | 7 | 5 |
| 72 | 567 | 315 | 252 | 531 | 300 | 231 | 36 | 15 | 21 |
| 73 | 328 | 203 | 125 | 311 | 193 | 118 | 17 | 10 | 7 |
| 74 | 255 | 157 | 98 | 242 | 153 | 89 | 13 | 4 | 9 |
| 70 - 74 | 3,428 | 1,755 | 1,673 | 3,240 | 1,668 | 1,572 | 188 | 87 | 101 |
| 75 | 850 | 442 | 408 | 808 | 425 | 383 | 42 | 17 | 25 |
| 76 | 339 | 211 | 128 | 329 | 205 | 124 | 10 | 6 | 4 |
| 77 | 272 | 167 | 105 | 254 | 154 | 100 | 18 | 13 | 5 |
| 78 | 392 | 216 | 176 | 375 | 211 | 164 | 17 | 5 | 12 |
| 79 | 211 | 131 | 80 | 196 | 124 | 72 | 15 | 7 | 8 |
| 75 - 79 | 2,064 | 1,167 | 897 | 1,962 | 1,119 | 843 | 102 | 48 | 54 |
| 80+ | 3,528 | 1,627 | 1,901 | 3,328 | 1,553 | 1,775 | 200 | 74 | 126 |

Table 4.4: Tanga City Council: Total Population by Age in Single Years, Five Year Age Groups and Sex

| Age | Total | | | Rural | | | Urban | | |
|----------------|----------------|----------------|----------------|---------------|---------------|---------------|----------------|----------------|----------------|
| | Both Sexes | Male | Female | Both Sexes | Male | Female | Both Sexes | Male | Female |
| Total | 273,332 | 130,920 | 142,412 | 52,205 | 26,501 | 25,704 | 221,127 | 104,419 | 116,708 |
| 0 | 6,682 | 3,324 | 3,358 | 1,360 | 635 | 725 | 5,322 | 2,689 | 2,633 |
| 1 | 5,516 | 2,825 | 2,691 | 1,147 | 571 | 576 | 4,369 | 2,254 | 2,115 |
| 2 | 6,038 | 3,004 | 3,034 | 1,306 | 688 | 618 | 4,732 | 2,316 | 2,416 |
| 3 | 6,501 | 3,310 | 3,191 | 1,375 | 698 | 677 | 5,126 | 2,612 | 2,514 |
| 4 | 6,917 | 3,476 | 3,441 | 1,518 | 774 | 744 | 5,399 | 2,702 | 2,697 |
| 0 - 4 | 31,654 | 15,939 | 15,715 | 6,706 | 3,366 | 3,340 | 24,948 | 12,573 | 12,375 |
| 5 | 6,569 | 3,292 | 3,277 | 1,401 | 723 | 678 | 5,168 | 2,569 | 2,599 |
| 6 | 6,411 | 3,191 | 3,220 | 1,362 | 668 | 694 | 5,049 | 2,523 | 2,526 |
| 7 | 6,960 | 3,496 | 3,464 | 1,427 | 725 | 702 | 5,533 | 2,771 | 2,762 |
| 8 | 5,934 | 2,896 | 3,038 | 1,251 | 602 | 649 | 4,683 | 2,294 | 2,389 |
| 9 | 5,966 | 2,979 | 2,987 | 1,247 | 652 | 595 | 4,719 | 2,327 | 2,392 |
| 5 - 9 | 31,840 | 15,854 | 15,986 | 6,688 | 3,370 | 3,318 | 25,152 | 12,484 | 12,668 |
| 10 | 6,993 | 3,423 | 3,570 | 1,460 | 738 | 722 | 5,533 | 2,685 | 2,848 |
| 11 | 5,160 | 2,437 | 2,723 | 1,010 | 488 | 522 | 4,150 | 1,949 | 2,201 |
| 12 | 8,224 | 4,076 | 4,148 | 1,654 | 858 | 796 | 6,570 | 3,218 | 3,352 |
| 13 | 6,209 | 2,978 | 3,231 | 1,231 | 608 | 623 | 4,978 | 2,370 | 2,608 |
| 14 | 6,222 | 2,956 | 3,266 | 1,152 | 613 | 539 | 5,070 | 2,343 | 2,727 |
| 10 - 14 | 32,808 | 15,870 | 16,938 | 6,507 | 3,305 | 3,202 | 26,301 | 12,565 | 13,736 |
| 15 | 6,216 | 2,987 | 3,229 | 1,177 | 614 | 563 | 5,039 | 2,373 | 2,666 |
| 16 | 5,989 | 2,677 | 3,312 | 954 | 486 | 468 | 5,035 | 2,191 | 2,844 |
| 17 | 6,046 | 2,864 | 3,182 | 943 | 476 | 467 | 5,103 | 2,388 | 2,715 |
| 18 | 7,615 | 3,561 | 4,054 | 1,280 | 657 | 623 | 6,335 | 2,904 | 3,431 |
| 19 | 5,630 | 2,652 | 2,978 | 916 | 455 | 461 | 4,714 | 2,197 | 2,517 |
| 15 - 19 | 31,496 | 14,741 | 16,755 | 5,270 | 2,688 | 2,582 | 26,226 | 12,053 | 14,173 |
| 20 | 8,370 | 3,775 | 4,595 | 1,427 | 689 | 738 | 6,943 | 3,086 | 3,857 |
| 21 | 4,286 | 2,012 | 2,274 | 674 | 332 | 342 | 3,612 | 1,680 | 1,932 |
| 22 | 6,393 | 2,919 | 3,474 | 1,091 | 530 | 561 | 5,302 | 2,389 | 2,913 |
| 23 | 4,443 | 1,914 | 2,529 | 752 | 364 | 388 | 3,691 | 1,550 | 2,141 |
| 24 | 4,374 | 1,963 | 2,411 | 798 | 413 | 385 | 3,576 | 1,550 | 2,026 |
| 20 - 24 | 27,866 | 12,583 | 15,283 | 4,742 | 2,328 | 2,414 | 23,124 | 10,255 | 12,869 |
| 25 | 6,620 | 2,794 | 3,826 | 1,193 | 566 | 627 | 5,427 | 2,228 | 3,199 |
| 26 | 4,285 | 1,836 | 2,449 | 740 | 342 | 398 | 3,545 | 1,494 | 2,051 |
| 27 | 4,059 | 1,793 | 2,266 | 689 | 342 | 347 | 3,370 | 1,451 | 1,919 |
| 28 | 5,711 | 2,534 | 3,177 | 949 | 492 | 457 | 4,762 | 2,042 | 2,720 |
| 29 | 3,262 | 1,403 | 1,859 | 511 | 262 | 249 | 2,751 | 1,141 | 1,610 |
| 25 - 29 | 23,937 | 10,360 | 13,577 | 4,082 | 2,004 | 2,078 | 19,855 | 8,356 | 11,499 |
| 30 | 8,274 | 3,722 | 4,552 | 1,496 | 721 | 775 | 6,778 | 3,001 | 3,777 |
| 31 | 2,111 | 975 | 1,136 | 341 | 187 | 154 | 1,770 | 788 | 982 |
| 32 | 4,822 | 2,207 | 2,615 | 772 | 353 | 419 | 4,050 | 1,854 | 2,196 |
| 33 | 2,922 | 1,278 | 1,644 | 509 | 234 | 275 | 2,413 | 1,044 | 1,369 |
| 34 | 2,631 | 1,197 | 1,434 | 417 | 224 | 193 | 2,214 | 973 | 1,241 |
| 30 - 34 | 20,760 | 9,379 | 11,381 | 3,535 | 1,719 | 1,816 | 17,225 | 7,660 | 9,565 |
| 35 | 6,166 | 2,916 | 3,250 | 1,173 | 628 | 545 | 4,993 | 2,288 | 2,705 |
| 36 | 2,668 | 1,174 | 1,494 | 456 | 227 | 229 | 2,212 | 947 | 1,265 |
| 37 | 2,853 | 1,390 | 1,463 | 484 | 259 | 225 | 2,369 | 1,131 | 1,238 |
| 38 | 3,342 | 1,573 | 1,769 | 541 | 262 | 279 | 2,801 | 1,311 | 1,490 |
| 39 | 2,136 | 950 | 1,186 | 364 | 170 | 194 | 1,772 | 780 | 992 |
| 35 - 39 | 17,165 | 8,003 | 9,162 | 3,018 | 1,546 | 1,472 | 14,147 | 6,457 | 7,690 |

Table 4.4: Tanga City Council: Total Population by Age in Single Years, Five Year Age Groups and Sex

| Age | Total | | | Rural | | | Urban | | |
|----------------|---------------|--------------|--------------|--------------|--------------|--------------|---------------|--------------|--------------|
| | Both Sexes | Male | Female | Both Sexes | Male | Female | Both Sexes | Male | Female |
| 40 | 6,244 | 3,120 | 3,124 | 1,183 | 612 | 571 | 5,061 | 2,508 | 2,553 |
| 41 | 1,235 | 609 | 626 | 236 | 120 | 116 | 999 | 489 | 510 |
| 42 | 3,022 | 1,480 | 1,542 | 561 | 298 | 263 | 2,461 | 1,182 | 1,279 |
| 43 | 1,677 | 809 | 868 | 269 | 150 | 119 | 1,408 | 659 | 749 |
| 44 | 1,573 | 751 | 822 | 265 | 148 | 117 | 1,308 | 603 | 705 |
| 40 - 44 | 13,751 | 6,769 | 6,982 | 2,514 | 1,328 | 1,186 | 11,237 | 5,441 | 5,796 |
| 45 | 3,763 | 1,851 | 1,912 | 814 | 424 | 390 | 2,949 | 1,427 | 1,522 |
| 46 | 1,502 | 690 | 812 | 281 | 143 | 138 | 1,221 | 547 | 674 |
| 47 | 1,420 | 725 | 695 | 277 | 163 | 114 | 1,143 | 562 | 581 |
| 48 | 2,155 | 1,011 | 1,144 | 383 | 195 | 188 | 1,772 | 816 | 956 |
| 49 | 3,261 | 651 | 2,610 | 612 | 134 | 478 | 2,649 | 517 | 2,132 |
| 45 - 49 | 12,101 | 4,928 | 7,173 | 2,367 | 1,059 | 1,308 | 9,734 | 3,869 | 5,865 |
| 50 | 3,679 | 1,993 | 1,686 | 788 | 435 | 353 | 2,891 | 1,558 | 1,333 |
| 51 | 1,043 | 592 | 451 | 233 | 139 | 94 | 810 | 453 | 357 |
| 52 | 1,746 | 978 | 768 | 384 | 214 | 170 | 1,362 | 764 | 598 |
| 53 | 922 | 558 | 364 | 178 | 122 | 56 | 744 | 436 | 308 |
| 54 | 1,124 | 648 | 476 | 221 | 135 | 86 | 903 | 513 | 390 |
| 50 - 54 | 8,514 | 4,769 | 3,745 | 1,804 | 1,045 | 759 | 6,710 | 3,724 | 2,986 |
| 55 | 1,885 | 1,033 | 852 | 373 | 203 | 170 | 1,512 | 830 | 682 |
| 56 | 1,099 | 654 | 445 | 213 | 143 | 70 | 886 | 511 | 375 |
| 57 | 818 | 493 | 325 | 151 | 91 | 60 | 667 | 402 | 265 |
| 58 | 1,195 | 673 | 522 | 219 | 114 | 105 | 976 | 559 | 417 |
| 59 | 659 | 379 | 280 | 116 | 73 | 43 | 543 | 306 | 237 |
| 55 - 59 | 5,656 | 3,232 | 2,424 | 1,072 | 624 | 448 | 4,584 | 2,608 | 1,976 |
| 60 | 2,760 | 1,491 | 1,269 | 647 | 346 | 301 | 2,113 | 1,145 | 968 |
| 61 | 454 | 267 | 187 | 103 | 58 | 45 | 351 | 209 | 142 |
| 62 | 944 | 607 | 337 | 206 | 135 | 71 | 738 | 472 | 266 |
| 63 | 574 | 373 | 201 | 109 | 71 | 38 | 465 | 302 | 163 |
| 64 | 583 | 371 | 212 | 116 | 70 | 46 | 467 | 301 | 166 |
| 60 - 64 | 5,315 | 3,109 | 2,206 | 1,181 | 680 | 501 | 4,134 | 2,429 | 1,705 |
| 65 | 1,385 | 730 | 655 | 335 | 173 | 162 | 1,050 | 557 | 493 |
| 66 | 399 | 225 | 174 | 75 | 45 | 30 | 324 | 180 | 144 |
| 67 | 514 | 282 | 232 | 86 | 47 | 39 | 428 | 235 | 193 |
| 68 | 484 | 258 | 226 | 109 | 49 | 60 | 375 | 209 | 166 |
| 69 | 247 | 144 | 103 | 61 | 34 | 27 | 186 | 110 | 76 |
| 65 - 69 | 3,029 | 1,639 | 1,390 | 666 | 348 | 318 | 2,363 | 1,291 | 1,072 |
| 70 | 1,898 | 934 | 964 | 514 | 273 | 241 | 1,384 | 661 | 723 |
| 71 | 196 | 124 | 72 | 46 | 31 | 15 | 150 | 93 | 57 |
| 72 | 468 | 259 | 209 | 122 | 67 | 55 | 346 | 192 | 154 |
| 73 | 313 | 183 | 130 | 91 | 56 | 35 | 222 | 127 | 95 |
| 74 | 204 | 110 | 94 | 49 | 27 | 22 | 155 | 83 | 72 |
| 70 - 74 | 3,079 | 1,610 | 1,469 | 822 | 454 | 368 | 2,257 | 1,156 | 1,101 |
| 75 | 713 | 375 | 338 | 198 | 106 | 92 | 515 | 269 | 246 |
| 76 | 257 | 169 | 88 | 52 | 39 | 13 | 205 | 130 | 75 |
| 77 | 208 | 114 | 94 | 53 | 29 | 24 | 155 | 85 | 70 |
| 78 | 276 | 153 | 123 | 58 | 34 | 24 | 218 | 119 | 99 |
| 79 | 160 | 89 | 71 | 52 | 33 | 19 | 108 | 56 | 52 |
| 75 - 79 | 1,614 | 900 | 714 | 413 | 241 | 172 | 1,201 | 659 | 542 |
| 80+ | 2,747 | 1,235 | 1,512 | 818 | 396 | 422 | 1,929 | 839 | 1,090 |

Table 4.5: Pangani District Council: Total Population by Age in Single Years, Five Year Age Groups and Sex

| Age | Total | | | Rural | | | Urban | | |
|----------------|---------------|---------------|---------------|---------------|---------------|---------------|--------------|--------------|--------------|
| | Both Sexes | Male | Female | Both Sexes | Male | Female | Both Sexes | Male | Female |
| Total | 54,025 | 26,870 | 27,155 | 45,235 | 22,783 | 22,452 | 8,790 | 4,087 | 4,703 |
| 0 | 1,489 | 745 | 744 | 1,281 | 650 | 631 | 208 | 95 | 113 |
| 1 | 1,258 | 630 | 628 | 1,078 | 537 | 541 | 180 | 93 | 87 |
| 2 | 1,484 | 765 | 719 | 1,290 | 652 | 638 | 194 | 113 | 81 |
| 3 | 1,516 | 780 | 736 | 1,297 | 672 | 625 | 219 | 108 | 111 |
| 4 | 1,559 | 813 | 746 | 1,352 | 711 | 641 | 207 | 102 | 105 |
| 0 - 4 | 7,306 | 3,733 | 3,573 | 6,298 | 3,222 | 3,076 | 1,008 | 511 | 497 |
| 5 | 1,549 | 780 | 769 | 1,349 | 682 | 667 | 200 | 98 | 102 |
| 6 | 1,539 | 782 | 757 | 1,294 | 673 | 621 | 245 | 109 | 136 |
| 7 | 1,524 | 785 | 739 | 1,293 | 679 | 614 | 231 | 106 | 125 |
| 8 | 1,301 | 658 | 643 | 1,104 | 562 | 542 | 197 | 96 | 101 |
| 9 | 1,268 | 621 | 647 | 1,051 | 510 | 541 | 217 | 111 | 106 |
| 5 - 9 | 7,181 | 3,626 | 3,555 | 6,091 | 3,106 | 2,985 | 1,090 | 520 | 570 |
| 10 | 1,483 | 761 | 722 | 1,250 | 648 | 602 | 233 | 113 | 120 |
| 11 | 1,096 | 566 | 530 | 905 | 473 | 432 | 191 | 93 | 98 |
| 12 | 1,692 | 875 | 817 | 1,453 | 750 | 703 | 239 | 125 | 114 |
| 13 | 1,243 | 653 | 590 | 1,021 | 548 | 473 | 222 | 105 | 117 |
| 14 | 1,137 | 595 | 542 | 947 | 508 | 439 | 190 | 87 | 103 |
| 10 - 14 | 6,651 | 3,450 | 3,201 | 5,576 | 2,927 | 2,649 | 1,075 | 523 | 552 |
| 15 | 1,106 | 566 | 540 | 920 | 470 | 450 | 186 | 96 | 90 |
| 16 | 975 | 503 | 472 | 768 | 416 | 352 | 207 | 87 | 120 |
| 17 | 905 | 429 | 476 | 724 | 357 | 367 | 181 | 72 | 109 |
| 18 | 1,220 | 613 | 607 | 987 | 509 | 478 | 233 | 104 | 129 |
| 19 | 844 | 390 | 454 | 674 | 325 | 349 | 170 | 65 | 105 |
| 15 - 19 | 5,050 | 2,501 | 2,549 | 4,073 | 2,077 | 1,996 | 977 | 424 | 553 |
| 20 | 1,327 | 584 | 743 | 1,109 | 500 | 609 | 218 | 84 | 134 |
| 21 | 647 | 292 | 355 | 524 | 243 | 281 | 123 | 49 | 74 |
| 22 | 1,041 | 462 | 579 | 844 | 377 | 467 | 197 | 85 | 112 |
| 23 | 647 | 292 | 355 | 525 | 239 | 286 | 122 | 53 | 69 |
| 24 | 682 | 288 | 394 | 537 | 233 | 304 | 145 | 55 | 90 |
| 20 - 24 | 4,344 | 1,918 | 2,426 | 3,539 | 1,592 | 1,947 | 805 | 326 | 479 |
| 25 | 1,203 | 532 | 671 | 1,015 | 452 | 563 | 188 | 80 | 108 |
| 26 | 731 | 323 | 408 | 599 | 262 | 337 | 132 | 61 | 71 |
| 27 | 676 | 297 | 379 | 547 | 242 | 305 | 129 | 55 | 74 |
| 28 | 984 | 451 | 533 | 801 | 375 | 426 | 183 | 76 | 107 |
| 29 | 589 | 271 | 318 | 477 | 225 | 252 | 112 | 46 | 66 |
| 25 - 29 | 4,183 | 1,874 | 2,309 | 3,439 | 1,556 | 1,883 | 744 | 318 | 426 |
| 30 | 1,647 | 747 | 900 | 1,390 | 636 | 754 | 257 | 111 | 146 |
| 31 | 362 | 182 | 180 | 285 | 142 | 143 | 77 | 40 | 37 |
| 32 | 921 | 459 | 462 | 760 | 377 | 383 | 161 | 82 | 79 |
| 33 | 437 | 223 | 214 | 364 | 183 | 181 | 73 | 40 | 33 |
| 34 | 460 | 211 | 249 | 360 | 169 | 191 | 100 | 42 | 58 |
| 30 - 34 | 3,827 | 1,822 | 2,005 | 3,159 | 1,507 | 1,652 | 668 | 315 | 353 |
| 35 | 1,200 | 579 | 621 | 1,039 | 499 | 540 | 161 | 80 | 81 |
| 36 | 465 | 193 | 272 | 380 | 160 | 220 | 85 | 33 | 52 |
| 37 | 515 | 265 | 250 | 408 | 211 | 197 | 107 | 54 | 53 |
| 38 | 700 | 347 | 353 | 571 | 286 | 285 | 129 | 61 | 68 |
| 39 | 407 | 204 | 203 | 321 | 171 | 150 | 86 | 33 | 53 |
| 35 - 39 | 3,287 | 1,588 | 1,699 | 2,719 | 1,327 | 1,392 | 568 | 261 | 307 |

Table 4.5: Pangani District Council: Total Population by Age in Single Years, Five Year Age Groups and Sex

| Age | Total | | | Rural | | | Urban | | |
|----------------|--------------|--------------|--------------|--------------|--------------|--------------|------------|------------|------------|
| | Both Sexes | Male | Female | Both Sexes | Male | Female | Both Sexes | Male | Female |
| 40 | 1,296 | 687 | 609 | 1,100 | 603 | 497 | 196 | 84 | 112 |
| 41 | 255 | 139 | 116 | 213 | 109 | 104 | 42 | 30 | 12 |
| 42 | 640 | 347 | 293 | 538 | 296 | 242 | 102 | 51 | 51 |
| 43 | 324 | 170 | 154 | 248 | 136 | 112 | 76 | 34 | 42 |
| 44 | 307 | 160 | 147 | 260 | 134 | 126 | 47 | 26 | 21 |
| 40 - 44 | 2,822 | 1,503 | 1,319 | 2,359 | 1,278 | 1,081 | 463 | 225 | 238 |
| 45 | 763 | 394 | 369 | 650 | 338 | 312 | 113 | 56 | 57 |
| 46 | 304 | 162 | 142 | 243 | 137 | 106 | 61 | 25 | 36 |
| 47 | 279 | 142 | 137 | 215 | 119 | 96 | 64 | 23 | 41 |
| 48 | 434 | 244 | 190 | 352 | 197 | 155 | 82 | 47 | 35 |
| 49 | 556 | 126 | 430 | 410 | 110 | 300 | 146 | 16 | 130 |
| 45 - 49 | 2,336 | 1,068 | 1,268 | 1,870 | 901 | 969 | 466 | 167 | 299 |
| 50 | 794 | 400 | 394 | 680 | 340 | 340 | 114 | 60 | 54 |
| 51 | 220 | 130 | 90 | 191 | 112 | 79 | 29 | 18 | 11 |
| 52 | 351 | 209 | 142 | 307 | 182 | 125 | 44 | 27 | 17 |
| 53 | 175 | 104 | 71 | 150 | 88 | 62 | 25 | 16 | 9 |
| 54 | 235 | 124 | 111 | 202 | 101 | 101 | 33 | 23 | 10 |
| 50 - 54 | 1,775 | 967 | 808 | 1,530 | 823 | 707 | 245 | 144 | 101 |
| 55 | 397 | 230 | 167 | 351 | 202 | 149 | 46 | 28 | 18 |
| 56 | 201 | 114 | 87 | 159 | 92 | 67 | 42 | 22 | 20 |
| 57 | 125 | 68 | 57 | 108 | 59 | 49 | 17 | 9 | 8 |
| 58 | 234 | 138 | 96 | 188 | 109 | 79 | 46 | 29 | 17 |
| 59 | 139 | 85 | 54 | 114 | 69 | 45 | 25 | 16 | 9 |
| 55 - 59 | 1,096 | 635 | 461 | 920 | 531 | 389 | 176 | 104 | 72 |
| 60 | 666 | 353 | 313 | 579 | 310 | 269 | 87 | 43 | 44 |
| 61 | 93 | 51 | 42 | 82 | 45 | 37 | 11 | 6 | 5 |
| 62 | 230 | 124 | 106 | 203 | 112 | 91 | 27 | 12 | 15 |
| 63 | 120 | 70 | 50 | 102 | 59 | 43 | 18 | 11 | 7 |
| 64 | 106 | 65 | 41 | 88 | 53 | 35 | 18 | 12 | 6 |
| 60 - 64 | 1,215 | 663 | 552 | 1,054 | 579 | 475 | 161 | 84 | 77 |
| 65 | 340 | 177 | 163 | 302 | 154 | 148 | 38 | 23 | 15 |
| 66 | 98 | 62 | 36 | 91 | 56 | 35 | 7 | 6 | 1 |
| 67 | 135 | 78 | 57 | 117 | 69 | 48 | 18 | 9 | 9 |
| 68 | 150 | 72 | 78 | 139 | 68 | 71 | 11 | 4 | 7 |
| 69 | 51 | 23 | 28 | 44 | 21 | 23 | 7 | 2 | 5 |
| 65 - 69 | 774 | 412 | 362 | 693 | 368 | 325 | 81 | 44 | 37 |
| 70 | 528 | 257 | 271 | 461 | 237 | 224 | 67 | 20 | 47 |
| 71 | 60 | 38 | 22 | 55 | 34 | 21 | 5 | 4 | 1 |
| 72 | 166 | 107 | 59 | 149 | 96 | 53 | 17 | 11 | 6 |
| 73 | 74 | 40 | 34 | 62 | 33 | 29 | 12 | 7 | 5 |
| 74 | 52 | 32 | 20 | 41 | 25 | 16 | 11 | 7 | 4 |
| 70 - 74 | 880 | 474 | 406 | 768 | 425 | 343 | 112 | 49 | 63 |
| 75 | 191 | 93 | 98 | 167 | 83 | 84 | 24 | 10 | 14 |
| 76 | 75 | 53 | 22 | 71 | 50 | 21 | 4 | 3 | 1 |
| 77 | 52 | 25 | 27 | 43 | 21 | 22 | 9 | 4 | 5 |
| 78 | 104 | 62 | 42 | 95 | 56 | 39 | 9 | 6 | 3 |
| 79 | 58 | 36 | 22 | 56 | 35 | 21 | 2 | 1 | 1 |
| 75 - 79 | 480 | 269 | 211 | 432 | 245 | 187 | 48 | 24 | 24 |
| 80+ | 818 | 367 | 451 | 715 | 319 | 396 | 103 | 48 | 55 |

Table 4.6: Handeni District Council: Total Population by Age in Single Years, Five Year Age Groups and Sex

| Age | Total | | | Rural | | | Urban | | |
|----------------|----------------|----------------|----------------|----------------|----------------|----------------|------------|----------|----------|
| | Both Sexes | Male | Female | Both Sexes | Male | Female | Both Sexes | Male | Female |
| Total | 276,646 | 137,218 | 139,428 | 276,646 | 137,218 | 139,428 | 0 | 0 | 0 |
| 0 | 10,206 | 5,073 | 5,133 | 10,206 | 5,073 | 5,133 | 0 | 0 | 0 |
| 1 | 8,177 | 4,082 | 4,095 | 8,177 | 4,082 | 4,095 | 0 | 0 | 0 |
| 2 | 9,762 | 4,740 | 5,022 | 9,762 | 4,740 | 5,022 | 0 | 0 | 0 |
| 3 | 10,285 | 5,153 | 5,132 | 10,285 | 5,153 | 5,132 | 0 | 0 | 0 |
| 4 | 10,305 | 5,081 | 5,224 | 10,305 | 5,081 | 5,224 | 0 | 0 | 0 |
| 0 - 4 | 48,735 | 24,129 | 24,606 | 48,735 | 24,129 | 24,606 | 0 | 0 | 0 |
| 5 | 10,160 | 5,186 | 4,974 | 10,160 | 5,186 | 4,974 | 0 | 0 | 0 |
| 6 | 9,781 | 4,970 | 4,811 | 9,781 | 4,970 | 4,811 | 0 | 0 | 0 |
| 7 | 10,139 | 5,199 | 4,940 | 10,139 | 5,199 | 4,940 | 0 | 0 | 0 |
| 8 | 8,762 | 4,379 | 4,383 | 8,762 | 4,379 | 4,383 | 0 | 0 | 0 |
| 9 | 7,809 | 3,918 | 3,891 | 7,809 | 3,918 | 3,891 | 0 | 0 | 0 |
| 5 - 9 | 46,651 | 23,652 | 22,999 | 46,651 | 23,652 | 22,999 | 0 | 0 | 0 |
| 10 | 9,407 | 4,829 | 4,578 | 9,407 | 4,829 | 4,578 | 0 | 0 | 0 |
| 11 | 5,674 | 2,847 | 2,827 | 5,674 | 2,847 | 2,827 | 0 | 0 | 0 |
| 12 | 9,256 | 4,770 | 4,486 | 9,256 | 4,770 | 4,486 | 0 | 0 | 0 |
| 13 | 6,017 | 3,154 | 2,863 | 6,017 | 3,154 | 2,863 | 0 | 0 | 0 |
| 14 | 5,521 | 2,872 | 2,649 | 5,521 | 2,872 | 2,649 | 0 | 0 | 0 |
| 10 - 14 | 35,875 | 18,472 | 17,403 | 35,875 | 18,472 | 17,403 | 0 | 0 | 0 |
| 15 | 6,025 | 3,374 | 2,651 | 6,025 | 3,374 | 2,651 | 0 | 0 | 0 |
| 16 | 4,612 | 2,405 | 2,207 | 4,612 | 2,405 | 2,207 | 0 | 0 | 0 |
| 17 | 4,001 | 2,145 | 1,856 | 4,001 | 2,145 | 1,856 | 0 | 0 | 0 |
| 18 | 6,306 | 3,259 | 3,047 | 6,306 | 3,259 | 3,047 | 0 | 0 | 0 |
| 19 | 3,738 | 1,792 | 1,946 | 3,738 | 1,792 | 1,946 | 0 | 0 | 0 |
| 15 - 19 | 24,682 | 12,975 | 11,707 | 24,682 | 12,975 | 11,707 | 0 | 0 | 0 |
| 20 | 7,132 | 3,100 | 4,032 | 7,132 | 3,100 | 4,032 | 0 | 0 | 0 |
| 21 | 2,968 | 1,467 | 1,501 | 2,968 | 1,467 | 1,501 | 0 | 0 | 0 |
| 22 | 4,751 | 2,159 | 2,592 | 4,751 | 2,159 | 2,592 | 0 | 0 | 0 |
| 23 | 2,709 | 1,276 | 1,433 | 2,709 | 1,276 | 1,433 | 0 | 0 | 0 |
| 24 | 2,757 | 1,161 | 1,596 | 2,757 | 1,161 | 1,596 | 0 | 0 | 0 |
| 20 - 24 | 20,317 | 9,163 | 11,154 | 20,317 | 9,163 | 11,154 | 0 | 0 | 0 |
| 25 | 6,634 | 2,747 | 3,887 | 6,634 | 2,747 | 3,887 | 0 | 0 | 0 |
| 26 | 2,790 | 1,187 | 1,603 | 2,790 | 1,187 | 1,603 | 0 | 0 | 0 |
| 27 | 2,870 | 1,271 | 1,599 | 2,870 | 1,271 | 1,599 | 0 | 0 | 0 |
| 28 | 4,341 | 1,925 | 2,416 | 4,341 | 1,925 | 2,416 | 0 | 0 | 0 |
| 29 | 2,173 | 936 | 1,237 | 2,173 | 936 | 1,237 | 0 | 0 | 0 |
| 25 - 29 | 18,808 | 8,066 | 10,742 | 18,808 | 8,066 | 10,742 | 0 | 0 | 0 |
| 30 | 8,162 | 3,606 | 4,556 | 8,162 | 3,606 | 4,556 | 0 | 0 | 0 |
| 31 | 1,431 | 667 | 764 | 1,431 | 667 | 764 | 0 | 0 | 0 |
| 32 | 3,404 | 1,628 | 1,776 | 3,404 | 1,628 | 1,776 | 0 | 0 | 0 |
| 33 | 1,855 | 893 | 962 | 1,855 | 893 | 962 | 0 | 0 | 0 |
| 34 | 1,619 | 771 | 848 | 1,619 | 771 | 848 | 0 | 0 | 0 |
| 30 - 34 | 16,471 | 7,565 | 8,906 | 16,471 | 7,565 | 8,906 | 0 | 0 | 0 |
| 35 | 6,395 | 3,156 | 3,239 | 6,395 | 3,156 | 3,239 | 0 | 0 | 0 |
| 36 | 2,101 | 971 | 1,130 | 2,101 | 971 | 1,130 | 0 | 0 | 0 |
| 37 | 1,998 | 988 | 1,010 | 1,998 | 988 | 1,010 | 0 | 0 | 0 |
| 38 | 2,862 | 1,333 | 1,529 | 2,862 | 1,333 | 1,529 | 0 | 0 | 0 |
| 39 | 1,614 | 766 | 848 | 1,614 | 766 | 848 | 0 | 0 | 0 |
| 35 - 39 | 14,970 | 7,214 | 7,756 | 14,970 | 7,214 | 7,756 | 0 | 0 | 0 |

Table 4.6: Handeni District Council: Total Population by Age in Single Years, Five Year Age Groups and Sex

| Age | Total | | | Rural | | | Urban | | |
|----------------|---------------|--------------|--------------|---------------|--------------|--------------|------------|----------|----------|
| | Both Sexes | Male | Female | Both Sexes | Male | Female | Both Sexes | Male | Female |
| 40 | 6,109 | 3,139 | 2,970 | 6,109 | 3,139 | 2,970 | 0 | 0 | 0 |
| 41 | 1,014 | 547 | 467 | 1,014 | 547 | 467 | 0 | 0 | 0 |
| 42 | 2,508 | 1,335 | 1,173 | 2,508 | 1,335 | 1,173 | 0 | 0 | 0 |
| 43 | 1,114 | 574 | 540 | 1,114 | 574 | 540 | 0 | 0 | 0 |
| 44 | 1,108 | 601 | 507 | 1,108 | 601 | 507 | 0 | 0 | 0 |
| 40 - 44 | 11,853 | 6,196 | 5,657 | 11,853 | 6,196 | 5,657 | 0 | 0 | 0 |
| 45 | 4,098 | 2,113 | 1,985 | 4,098 | 2,113 | 1,985 | 0 | 0 | 0 |
| 46 | 1,099 | 601 | 498 | 1,099 | 601 | 498 | 0 | 0 | 0 |
| 47 | 1,028 | 565 | 463 | 1,028 | 565 | 463 | 0 | 0 | 0 |
| 48 | 1,760 | 925 | 835 | 1,760 | 925 | 835 | 0 | 0 | 0 |
| 49 | 2,037 | 519 | 1,518 | 2,037 | 519 | 1,518 | 0 | 0 | 0 |
| 45 - 49 | 10,022 | 4,723 | 5,299 | 10,022 | 4,723 | 5,299 | 0 | 0 | 0 |
| 50 | 3,800 | 2,019 | 1,781 | 3,800 | 2,019 | 1,781 | 0 | 0 | 0 |
| 51 | 860 | 519 | 341 | 860 | 519 | 341 | 0 | 0 | 0 |
| 52 | 1,433 | 847 | 586 | 1,433 | 847 | 586 | 0 | 0 | 0 |
| 53 | 615 | 366 | 249 | 615 | 366 | 249 | 0 | 0 | 0 |
| 54 | 795 | 475 | 320 | 795 | 475 | 320 | 0 | 0 | 0 |
| 50 - 54 | 7,503 | 4,226 | 3,277 | 7,503 | 4,226 | 3,277 | 0 | 0 | 0 |
| 55 | 1,902 | 1,007 | 895 | 1,902 | 1,007 | 895 | 0 | 0 | 0 |
| 56 | 748 | 438 | 310 | 748 | 438 | 310 | 0 | 0 | 0 |
| 57 | 552 | 310 | 242 | 552 | 310 | 242 | 0 | 0 | 0 |
| 58 | 904 | 471 | 433 | 904 | 471 | 433 | 0 | 0 | 0 |
| 59 | 433 | 237 | 196 | 433 | 237 | 196 | 0 | 0 | 0 |
| 55 - 59 | 4,539 | 2,463 | 2,076 | 4,539 | 2,463 | 2,076 | 0 | 0 | 0 |
| 60 | 2,879 | 1,492 | 1,387 | 2,879 | 1,492 | 1,387 | 0 | 0 | 0 |
| 61 | 374 | 222 | 152 | 374 | 222 | 152 | 0 | 0 | 0 |
| 62 | 814 | 483 | 331 | 814 | 483 | 331 | 0 | 0 | 0 |
| 63 | 411 | 219 | 192 | 411 | 219 | 192 | 0 | 0 | 0 |
| 64 | 400 | 230 | 170 | 400 | 230 | 170 | 0 | 0 | 0 |
| 60 - 64 | 4,878 | 2,646 | 2,232 | 4,878 | 2,646 | 2,232 | 0 | 0 | 0 |
| 65 | 1,446 | 743 | 703 | 1,446 | 743 | 703 | 0 | 0 | 0 |
| 66 | 353 | 203 | 150 | 353 | 203 | 150 | 0 | 0 | 0 |
| 67 | 471 | 277 | 194 | 471 | 277 | 194 | 0 | 0 | 0 |
| 68 | 519 | 275 | 244 | 519 | 275 | 244 | 0 | 0 | 0 |
| 69 | 263 | 127 | 136 | 263 | 127 | 136 | 0 | 0 | 0 |
| 65 - 69 | 3,052 | 1,625 | 1,427 | 3,052 | 1,625 | 1,427 | 0 | 0 | 0 |
| 70 | 2,140 | 1,048 | 1,092 | 2,140 | 1,048 | 1,092 | 0 | 0 | 0 |
| 71 | 189 | 106 | 83 | 189 | 106 | 83 | 0 | 0 | 0 |
| 72 | 531 | 276 | 255 | 531 | 276 | 255 | 0 | 0 | 0 |
| 73 | 178 | 99 | 79 | 178 | 99 | 79 | 0 | 0 | 0 |
| 74 | 201 | 112 | 89 | 201 | 112 | 89 | 0 | 0 | 0 |
| 70 - 74 | 3,239 | 1,641 | 1,598 | 3,239 | 1,641 | 1,598 | 0 | 0 | 0 |
| 75 | 850 | 422 | 428 | 850 | 422 | 428 | 0 | 0 | 0 |
| 76 | 248 | 155 | 93 | 248 | 155 | 93 | 0 | 0 | 0 |
| 77 | 196 | 124 | 72 | 196 | 124 | 72 | 0 | 0 | 0 |
| 78 | 347 | 194 | 153 | 347 | 194 | 153 | 0 | 0 | 0 |
| 79 | 244 | 133 | 111 | 244 | 133 | 111 | 0 | 0 | 0 |
| 75 - 79 | 1,885 | 1,028 | 857 | 1,885 | 1,028 | 857 | 0 | 0 | 0 |
| 80+ | 3,166 | 1,434 | 1,732 | 3,166 | 1,434 | 1,732 | 0 | 0 | 0 |

Table 4.7: Kilindi District Council: Total Population by Age in Single Years, Five Year Age Groups and Sex

| Age | Total | | | Rural | | | Urban | | |
|----------------|----------------|----------------|----------------|----------------|----------------|----------------|------------|----------|----------|
| | Both Sexes | Male | Female | Both Sexes | Male | Female | Both Sexes | Male | Female |
| Total | 236,833 | 118,167 | 118,666 | 236,833 | 118,167 | 118,666 | 0 | 0 | 0 |
| 0 | 9,513 | 4,672 | 4,841 | 9,513 | 4,672 | 4,841 | 0 | 0 | 0 |
| 1 | 7,710 | 3,775 | 3,935 | 7,710 | 3,775 | 3,935 | 0 | 0 | 0 |
| 2 | 8,708 | 4,384 | 4,324 | 8,708 | 4,384 | 4,324 | 0 | 0 | 0 |
| 3 | 9,539 | 4,767 | 4,772 | 9,539 | 4,767 | 4,772 | 0 | 0 | 0 |
| 4 | 9,387 | 4,742 | 4,645 | 9,387 | 4,742 | 4,645 | 0 | 0 | 0 |
| 0 - 4 | 44,857 | 22,340 | 22,517 | 44,857 | 22,340 | 22,517 | 0 | 0 | 0 |
| 5 | 9,260 | 4,756 | 4,504 | 9,260 | 4,756 | 4,504 | 0 | 0 | 0 |
| 6 | 8,355 | 4,292 | 4,063 | 8,355 | 4,292 | 4,063 | 0 | 0 | 0 |
| 7 | 8,841 | 4,558 | 4,283 | 8,841 | 4,558 | 4,283 | 0 | 0 | 0 |
| 8 | 7,622 | 3,766 | 3,856 | 7,622 | 3,766 | 3,856 | 0 | 0 | 0 |
| 9 | 6,359 | 3,199 | 3,160 | 6,359 | 3,199 | 3,160 | 0 | 0 | 0 |
| 5 - 9 | 40,437 | 20,571 | 19,866 | 40,437 | 20,571 | 19,866 | 0 | 0 | 0 |
| 10 | 7,997 | 4,016 | 3,981 | 7,997 | 4,016 | 3,981 | 0 | 0 | 0 |
| 11 | 4,531 | 2,245 | 2,286 | 4,531 | 2,245 | 2,286 | 0 | 0 | 0 |
| 12 | 7,535 | 3,879 | 3,656 | 7,535 | 3,879 | 3,656 | 0 | 0 | 0 |
| 13 | 4,800 | 2,403 | 2,397 | 4,800 | 2,403 | 2,397 | 0 | 0 | 0 |
| 14 | 4,544 | 2,246 | 2,298 | 4,544 | 2,246 | 2,298 | 0 | 0 | 0 |
| 10 - 14 | 29,407 | 14,789 | 14,618 | 29,407 | 14,789 | 14,618 | 0 | 0 | 0 |
| 15 | 5,057 | 2,756 | 2,301 | 5,057 | 2,756 | 2,301 | 0 | 0 | 0 |
| 16 | 3,874 | 1,902 | 1,972 | 3,874 | 1,902 | 1,972 | 0 | 0 | 0 |
| 17 | 3,485 | 1,851 | 1,634 | 3,485 | 1,851 | 1,634 | 0 | 0 | 0 |
| 18 | 5,404 | 2,664 | 2,740 | 5,404 | 2,664 | 2,740 | 0 | 0 | 0 |
| 19 | 3,280 | 1,498 | 1,782 | 3,280 | 1,498 | 1,782 | 0 | 0 | 0 |
| 15 - 19 | 21,100 | 10,671 | 10,429 | 21,100 | 10,671 | 10,429 | 0 | 0 | 0 |
| 20 | 6,135 | 2,614 | 3,521 | 6,135 | 2,614 | 3,521 | 0 | 0 | 0 |
| 21 | 2,526 | 1,204 | 1,322 | 2,526 | 1,204 | 1,322 | 0 | 0 | 0 |
| 22 | 3,992 | 1,778 | 2,214 | 3,992 | 1,778 | 2,214 | 0 | 0 | 0 |
| 23 | 2,355 | 1,059 | 1,296 | 2,355 | 1,059 | 1,296 | 0 | 0 | 0 |
| 24 | 2,669 | 1,157 | 1,512 | 2,669 | 1,157 | 1,512 | 0 | 0 | 0 |
| 20 - 24 | 17,677 | 7,812 | 9,865 | 17,677 | 7,812 | 9,865 | 0 | 0 | 0 |
| 25 | 5,963 | 2,571 | 3,392 | 5,963 | 2,571 | 3,392 | 0 | 0 | 0 |
| 26 | 2,657 | 1,205 | 1,452 | 2,657 | 1,205 | 1,452 | 0 | 0 | 0 |
| 27 | 2,703 | 1,263 | 1,440 | 2,703 | 1,263 | 1,440 | 0 | 0 | 0 |
| 28 | 4,011 | 1,755 | 2,256 | 4,011 | 1,755 | 2,256 | 0 | 0 | 0 |
| 29 | 1,980 | 908 | 1,072 | 1,980 | 908 | 1,072 | 0 | 0 | 0 |
| 25 - 29 | 17,314 | 7,702 | 9,612 | 17,314 | 7,702 | 9,612 | 0 | 0 | 0 |
| 30 | 6,976 | 3,237 | 3,739 | 6,976 | 3,237 | 3,739 | 0 | 0 | 0 |
| 31 | 1,422 | 746 | 676 | 1,422 | 746 | 676 | 0 | 0 | 0 |
| 32 | 3,187 | 1,588 | 1,599 | 3,187 | 1,588 | 1,599 | 0 | 0 | 0 |
| 33 | 1,676 | 846 | 830 | 1,676 | 846 | 830 | 0 | 0 | 0 |
| 34 | 1,603 | 816 | 787 | 1,603 | 816 | 787 | 0 | 0 | 0 |
| 30 - 34 | 14,864 | 7,233 | 7,631 | 14,864 | 7,233 | 7,631 | 0 | 0 | 0 |
| 35 | 5,106 | 2,513 | 2,593 | 5,106 | 2,513 | 2,593 | 0 | 0 | 0 |
| 36 | 1,777 | 884 | 893 | 1,777 | 884 | 893 | 0 | 0 | 0 |
| 37 | 1,725 | 898 | 827 | 1,725 | 898 | 827 | 0 | 0 | 0 |
| 38 | 2,578 | 1,281 | 1,297 | 2,578 | 1,281 | 1,297 | 0 | 0 | 0 |
| 39 | 1,361 | 712 | 649 | 1,361 | 712 | 649 | 0 | 0 | 0 |
| 35 - 39 | 12,547 | 6,288 | 6,259 | 12,547 | 6,288 | 6,259 | 0 | 0 | 0 |

Table 4.7: Kilindi District Council: Total Population by Age in Single Years, Five Year Age Groups and Sex

| Age | Total | | | Rural | | | Urban | | |
|----------------|--------------|--------------|--------------|--------------|--------------|--------------|------------|----------|----------|
| | Both Sexes | Male | Female | Both Sexes | Male | Female | Both Sexes | Male | Female |
| 40 | 5,001 | 2,595 | 2,406 | 5,001 | 2,595 | 2,406 | 0 | 0 | 0 |
| 41 | 835 | 462 | 373 | 835 | 462 | 373 | 0 | 0 | 0 |
| 42 | 1,969 | 1,103 | 866 | 1,969 | 1,103 | 866 | 0 | 0 | 0 |
| 43 | 883 | 484 | 399 | 883 | 484 | 399 | 0 | 0 | 0 |
| 44 | 1,044 | 582 | 462 | 1,044 | 582 | 462 | 0 | 0 | 0 |
| 40 - 44 | 9,732 | 5,226 | 4,506 | 9,732 | 5,226 | 4,506 | 0 | 0 | 0 |
| 45 | 2,999 | 1,561 | 1,438 | 2,999 | 1,561 | 1,438 | 0 | 0 | 0 |
| 46 | 974 | 526 | 448 | 974 | 526 | 448 | 0 | 0 | 0 |
| 47 | 838 | 471 | 367 | 838 | 471 | 367 | 0 | 0 | 0 |
| 48 | 1,447 | 758 | 689 | 1,447 | 758 | 689 | 0 | 0 | 0 |
| 49 | 2,038 | 439 | 1,599 | 2,038 | 439 | 1,599 | 0 | 0 | 0 |
| 45 - 49 | 8,296 | 3,755 | 4,541 | 8,296 | 3,755 | 4,541 | 0 | 0 | 0 |
| 50 | 2,844 | 1,623 | 1,221 | 2,844 | 1,623 | 1,221 | 0 | 0 | 0 |
| 51 | 701 | 414 | 287 | 701 | 414 | 287 | 0 | 0 | 0 |
| 52 | 1,044 | 638 | 406 | 1,044 | 638 | 406 | 0 | 0 | 0 |
| 53 | 484 | 302 | 182 | 484 | 302 | 182 | 0 | 0 | 0 |
| 54 | 578 | 393 | 185 | 578 | 393 | 185 | 0 | 0 | 0 |
| 50 - 54 | 5,651 | 3,370 | 2,281 | 5,651 | 3,370 | 2,281 | 0 | 0 | 0 |
| 55 | 1,433 | 846 | 587 | 1,433 | 846 | 587 | 0 | 0 | 0 |
| 56 | 624 | 368 | 256 | 624 | 368 | 256 | 0 | 0 | 0 |
| 57 | 512 | 280 | 232 | 512 | 280 | 232 | 0 | 0 | 0 |
| 58 | 664 | 381 | 283 | 664 | 381 | 283 | 0 | 0 | 0 |
| 59 | 343 | 206 | 137 | 343 | 206 | 137 | 0 | 0 | 0 |
| 55 - 59 | 3,576 | 2,081 | 1,495 | 3,576 | 2,081 | 1,495 | 0 | 0 | 0 |
| 60 | 1,978 | 1,132 | 846 | 1,978 | 1,132 | 846 | 0 | 0 | 0 |
| 61 | 327 | 200 | 127 | 327 | 200 | 127 | 0 | 0 | 0 |
| 62 | 581 | 331 | 250 | 581 | 331 | 250 | 0 | 0 | 0 |
| 63 | 329 | 201 | 128 | 329 | 201 | 128 | 0 | 0 | 0 |
| 64 | 325 | 221 | 104 | 325 | 221 | 104 | 0 | 0 | 0 |
| 60 - 64 | 3,540 | 2,085 | 1,455 | 3,540 | 2,085 | 1,455 | 0 | 0 | 0 |
| 65 | 977 | 555 | 422 | 977 | 555 | 422 | 0 | 0 | 0 |
| 66 | 245 | 152 | 93 | 245 | 152 | 93 | 0 | 0 | 0 |
| 67 | 318 | 201 | 117 | 318 | 201 | 117 | 0 | 0 | 0 |
| 68 | 427 | 232 | 195 | 427 | 232 | 195 | 0 | 0 | 0 |
| 69 | 197 | 115 | 82 | 197 | 115 | 82 | 0 | 0 | 0 |
| 65 - 69 | 2,164 | 1,255 | 909 | 2,164 | 1,255 | 909 | 0 | 0 | 0 |
| 70 | 1,531 | 776 | 755 | 1,531 | 776 | 755 | 0 | 0 | 0 |
| 71 | 121 | 79 | 42 | 121 | 79 | 42 | 0 | 0 | 0 |
| 72 | 347 | 198 | 149 | 347 | 198 | 149 | 0 | 0 | 0 |
| 73 | 151 | 90 | 61 | 151 | 90 | 61 | 0 | 0 | 0 |
| 74 | 146 | 85 | 61 | 146 | 85 | 61 | 0 | 0 | 0 |
| 70 - 74 | 2,296 | 1,228 | 1,068 | 2,296 | 1,228 | 1,068 | 0 | 0 | 0 |
| 75 | 611 | 326 | 285 | 611 | 326 | 285 | 0 | 0 | 0 |
| 76 | 149 | 87 | 62 | 149 | 87 | 62 | 0 | 0 | 0 |
| 77 | 150 | 85 | 65 | 150 | 85 | 65 | 0 | 0 | 0 |
| 78 | 222 | 114 | 108 | 222 | 114 | 108 | 0 | 0 | 0 |
| 79 | 129 | 77 | 52 | 129 | 77 | 52 | 0 | 0 | 0 |
| 75 - 79 | 1,261 | 689 | 572 | 1,261 | 689 | 572 | 0 | 0 | 0 |
| 80+ | 2,114 | 1,072 | 1,042 | 2,114 | 1,072 | 1,042 | 0 | 0 | 0 |

Table 4.8: Mkinga District Council: Total Population by Age in Single Years, Five Year Age Groups and Sex

| Age | Total | | | Rural | | | Urban | | |
|----------------|----------------|---------------|---------------|----------------|---------------|---------------|--------------|--------------|--------------|
| | Both Sexes | Male | Female | Both Sexes | Male | Female | Both Sexes | Male | Female |
| Total | 118,065 | 57,760 | 60,305 | 109,592 | 53,742 | 55,850 | 8,473 | 4,018 | 4,455 |
| 0 | 3,479 | 1,802 | 1,677 | 3,254 | 1,688 | 1,566 | 225 | 114 | 111 |
| 1 | 2,877 | 1,417 | 1,460 | 2,682 | 1,325 | 1,357 | 195 | 92 | 103 |
| 2 | 3,460 | 1,771 | 1,689 | 3,289 | 1,692 | 1,597 | 171 | 79 | 92 |
| 3 | 3,923 | 1,980 | 1,943 | 3,701 | 1,848 | 1,853 | 222 | 132 | 90 |
| 4 | 3,722 | 1,901 | 1,821 | 3,520 | 1,800 | 1,720 | 202 | 101 | 101 |
| 0 - 4 | 17,461 | 8,871 | 8,590 | 16,446 | 8,353 | 8,093 | 1,015 | 518 | 497 |
| 5 | 3,927 | 2,025 | 1,902 | 3,688 | 1,894 | 1,794 | 239 | 131 | 108 |
| 6 | 3,735 | 1,885 | 1,850 | 3,525 | 1,797 | 1,728 | 210 | 88 | 122 |
| 7 | 3,981 | 2,023 | 1,958 | 3,753 | 1,903 | 1,850 | 228 | 120 | 108 |
| 8 | 3,342 | 1,700 | 1,642 | 3,148 | 1,608 | 1,540 | 194 | 92 | 102 |
| 9 | 3,006 | 1,517 | 1,489 | 2,823 | 1,439 | 1,384 | 183 | 78 | 105 |
| 5 - 9 | 17,991 | 9,150 | 8,841 | 16,937 | 8,641 | 8,296 | 1,054 | 509 | 545 |
| 10 | 3,832 | 2,001 | 1,831 | 3,618 | 1,900 | 1,718 | 214 | 101 | 113 |
| 11 | 2,261 | 1,127 | 1,134 | 2,098 | 1,065 | 1,033 | 163 | 62 | 101 |
| 12 | 4,173 | 2,064 | 2,109 | 3,924 | 1,934 | 1,990 | 249 | 130 | 119 |
| 13 | 2,919 | 1,451 | 1,468 | 2,691 | 1,362 | 1,329 | 228 | 89 | 139 |
| 14 | 2,649 | 1,381 | 1,268 | 2,451 | 1,289 | 1,162 | 198 | 92 | 106 |
| 10 - 14 | 15,834 | 8,024 | 7,810 | 14,782 | 7,550 | 7,232 | 1,052 | 474 | 578 |
| 15 | 2,735 | 1,485 | 1,250 | 2,545 | 1,385 | 1,160 | 190 | 100 | 90 |
| 16 | 2,263 | 1,152 | 1,111 | 2,080 | 1,067 | 1,013 | 183 | 85 | 98 |
| 17 | 1,901 | 991 | 910 | 1,730 | 917 | 813 | 171 | 74 | 97 |
| 18 | 2,811 | 1,431 | 1,380 | 2,584 | 1,317 | 1,267 | 227 | 114 | 113 |
| 19 | 1,763 | 830 | 933 | 1,603 | 753 | 850 | 160 | 77 | 83 |
| 15 - 19 | 11,473 | 5,889 | 5,584 | 10,542 | 5,439 | 5,103 | 931 | 450 | 481 |
| 20 | 2,980 | 1,306 | 1,674 | 2,742 | 1,193 | 1,549 | 238 | 113 | 125 |
| 21 | 1,047 | 464 | 583 | 934 | 413 | 521 | 113 | 51 | 62 |
| 22 | 1,872 | 766 | 1,106 | 1,693 | 688 | 1,005 | 179 | 78 | 101 |
| 23 | 1,101 | 454 | 647 | 978 | 397 | 581 | 123 | 57 | 66 |
| 24 | 1,196 | 475 | 721 | 1,064 | 417 | 647 | 132 | 58 | 74 |
| 20 - 24 | 8,196 | 3,465 | 4,731 | 7,411 | 3,108 | 4,303 | 785 | 357 | 428 |
| 25 | 2,691 | 1,142 | 1,549 | 2,485 | 1,057 | 1,428 | 206 | 85 | 121 |
| 26 | 1,147 | 484 | 663 | 1,040 | 438 | 602 | 107 | 46 | 61 |
| 27 | 1,166 | 486 | 680 | 1,073 | 453 | 620 | 93 | 33 | 60 |
| 28 | 1,783 | 744 | 1,039 | 1,645 | 688 | 957 | 138 | 56 | 82 |
| 29 | 935 | 385 | 550 | 837 | 348 | 489 | 98 | 37 | 61 |
| 25 - 29 | 7,722 | 3,241 | 4,481 | 7,080 | 2,984 | 4,096 | 642 | 257 | 385 |
| 30 | 3,540 | 1,435 | 2,105 | 3,304 | 1,338 | 1,966 | 236 | 97 | 139 |
| 31 | 521 | 238 | 283 | 463 | 212 | 251 | 58 | 26 | 32 |
| 32 | 1,385 | 643 | 742 | 1,284 | 587 | 697 | 101 | 56 | 45 |
| 33 | 721 | 331 | 390 | 640 | 297 | 343 | 81 | 34 | 47 |
| 34 | 647 | 317 | 330 | 589 | 281 | 308 | 58 | 36 | 22 |
| 30 - 34 | 6,814 | 2,964 | 3,850 | 6,280 | 2,715 | 3,565 | 534 | 249 | 285 |
| 35 | 2,653 | 1,245 | 1,408 | 2,485 | 1,168 | 1,317 | 168 | 77 | 91 |
| 36 | 805 | 399 | 406 | 724 | 356 | 368 | 81 | 43 | 38 |
| 37 | 835 | 354 | 481 | 751 | 315 | 436 | 84 | 39 | 45 |
| 38 | 1,133 | 545 | 588 | 1,047 | 505 | 542 | 86 | 40 | 46 |
| 39 | 625 | 291 | 334 | 560 | 261 | 299 | 65 | 30 | 35 |
| 35 - 39 | 6,051 | 2,834 | 3,217 | 5,567 | 2,605 | 2,962 | 484 | 229 | 255 |

Table 4.8: Mkinga District Council: Total Population by Age in Single Years, Five Year Age Groups and Sex

| Age | Total | | | Rural | | | Urban | | |
|----------------|--------------|--------------|--------------|--------------|--------------|--------------|------------|------------|------------|
| | Both Sexes | Male | Female | Both Sexes | Male | Female | Both Sexes | Male | Female |
| 40 | 2,995 | 1,430 | 1,565 | 2,784 | 1,323 | 1,461 | 211 | 107 | 104 |
| 41 | 405 | 211 | 194 | 386 | 202 | 184 | 19 | 9 | 10 |
| 42 | 1,021 | 503 | 518 | 935 | 458 | 477 | 86 | 45 | 41 |
| 43 | 492 | 258 | 234 | 433 | 232 | 201 | 59 | 26 | 33 |
| 44 | 464 | 238 | 226 | 419 | 212 | 207 | 45 | 26 | 19 |
| 40 - 44 | 5,377 | 2,640 | 2,737 | 4,957 | 2,427 | 2,530 | 420 | 213 | 207 |
| 45 | 1,941 | 968 | 973 | 1,821 | 905 | 916 | 120 | 63 | 57 |
| 46 | 544 | 271 | 273 | 485 | 247 | 238 | 59 | 24 | 35 |
| 47 | 490 | 258 | 232 | 438 | 234 | 204 | 52 | 24 | 28 |
| 48 | 878 | 419 | 459 | 791 | 381 | 410 | 87 | 38 | 49 |
| 49 | 1,257 | 240 | 1,017 | 1,050 | 222 | 828 | 207 | 18 | 189 |
| 45 - 49 | 5,110 | 2,156 | 2,954 | 4,585 | 1,989 | 2,596 | 525 | 167 | 358 |
| 50 | 2,039 | 1,014 | 1,025 | 1,924 | 943 | 981 | 115 | 71 | 44 |
| 51 | 369 | 242 | 127 | 340 | 220 | 120 | 29 | 22 | 7 |
| 52 | 641 | 380 | 261 | 595 | 352 | 243 | 46 | 28 | 18 |
| 53 | 317 | 185 | 132 | 292 | 170 | 122 | 25 | 15 | 10 |
| 54 | 363 | 213 | 150 | 329 | 195 | 134 | 34 | 18 | 16 |
| 50 - 54 | 3,729 | 2,034 | 1,695 | 3,480 | 1,880 | 1,600 | 249 | 154 | 95 |
| 55 | 1,000 | 518 | 482 | 947 | 487 | 460 | 53 | 31 | 22 |
| 56 | 378 | 220 | 158 | 345 | 204 | 141 | 33 | 16 | 17 |
| 57 | 270 | 156 | 114 | 255 | 145 | 110 | 15 | 11 | 4 |
| 58 | 481 | 280 | 201 | 440 | 255 | 185 | 41 | 25 | 16 |
| 59 | 214 | 114 | 100 | 197 | 104 | 93 | 17 | 10 | 7 |
| 55 - 59 | 2,343 | 1,288 | 1,055 | 2,184 | 1,195 | 989 | 159 | 93 | 66 |
| 60 | 1,865 | 910 | 955 | 1,742 | 844 | 898 | 123 | 66 | 57 |
| 61 | 169 | 86 | 83 | 158 | 81 | 77 | 11 | 5 | 6 |
| 62 | 458 | 250 | 208 | 426 | 231 | 195 | 32 | 19 | 13 |
| 63 | 256 | 166 | 90 | 237 | 152 | 85 | 19 | 14 | 5 |
| 64 | 203 | 124 | 79 | 177 | 107 | 70 | 26 | 17 | 9 |
| 60 - 64 | 2,951 | 1,536 | 1,415 | 2,740 | 1,415 | 1,325 | 211 | 121 | 90 |
| 65 | 892 | 431 | 461 | 839 | 408 | 431 | 53 | 23 | 30 |
| 66 | 186 | 118 | 68 | 170 | 106 | 64 | 16 | 12 | 4 |
| 67 | 276 | 174 | 102 | 252 | 154 | 98 | 24 | 20 | 4 |
| 68 | 334 | 158 | 176 | 314 | 150 | 164 | 20 | 8 | 12 |
| 69 | 144 | 79 | 65 | 135 | 75 | 60 | 9 | 4 | 5 |
| 65 - 69 | 1,832 | 960 | 872 | 1,710 | 893 | 817 | 122 | 67 | 55 |
| 70 | 1,350 | 684 | 666 | 1,271 | 645 | 626 | 79 | 39 | 40 |
| 71 | 102 | 60 | 42 | 95 | 55 | 40 | 7 | 5 | 2 |
| 72 | 305 | 178 | 127 | 293 | 172 | 121 | 12 | 6 | 6 |
| 73 | 139 | 86 | 53 | 132 | 81 | 51 | 7 | 5 | 2 |
| 74 | 104 | 64 | 40 | 96 | 58 | 38 | 8 | 6 | 2 |
| 70 - 74 | 2,000 | 1,072 | 928 | 1,887 | 1,011 | 876 | 113 | 61 | 52 |
| 75 | 588 | 328 | 260 | 562 | 313 | 249 | 26 | 15 | 11 |
| 76 | 153 | 87 | 66 | 141 | 79 | 62 | 12 | 8 | 4 |
| 77 | 104 | 66 | 38 | 95 | 57 | 38 | 9 | 9 | 0 |
| 78 | 221 | 124 | 97 | 205 | 114 | 91 | 16 | 10 | 6 |
| 79 | 104 | 70 | 34 | 90 | 60 | 30 | 14 | 10 | 4 |
| 75 - 79 | 1,170 | 675 | 495 | 1,093 | 623 | 470 | 77 | 52 | 25 |
| 80+ | 2,011 | 961 | 1,050 | 1,911 | 914 | 997 | 100 | 47 | 53 |

Table 4.9: Korogwe Town Council: Total Population by Age in Single Years, Five Year Age Groups and Sex

| Age | Total | | | Rural | | | Urban | | |
|----------------|---------------|---------------|---------------|---------------|--------------|--------------|---------------|---------------|---------------|
| | Both Sexes | Male | Female | Both Sexes | Male | Female | Both Sexes | Male | Female |
| Total | 68,308 | 33,121 | 35,187 | 12,026 | 5,810 | 6,216 | 56,282 | 27,311 | 28,971 |
| 0 | 1,893 | 948 | 945 | 355 | 178 | 177 | 1,538 | 770 | 768 |
| 1 | 1,407 | 744 | 663 | 281 | 154 | 127 | 1,126 | 590 | 536 |
| 2 | 1,676 | 860 | 816 | 344 | 182 | 162 | 1,332 | 678 | 654 |
| 3 | 1,648 | 857 | 791 | 366 | 211 | 155 | 1,282 | 646 | 636 |
| 4 | 1,734 | 876 | 858 | 343 | 179 | 164 | 1,391 | 697 | 694 |
| 0 - 4 | 8,358 | 4,285 | 4,073 | 1,689 | 904 | 785 | 6,669 | 3,381 | 3,288 |
| 5 | 1,674 | 859 | 815 | 327 | 176 | 151 | 1,347 | 683 | 664 |
| 6 | 1,730 | 826 | 904 | 355 | 171 | 184 | 1,375 | 655 | 720 |
| 7 | 1,727 | 890 | 837 | 332 | 162 | 170 | 1,395 | 728 | 667 |
| 8 | 1,610 | 808 | 802 | 314 | 154 | 160 | 1,296 | 654 | 642 |
| 9 | 1,515 | 739 | 776 | 304 | 164 | 140 | 1,211 | 575 | 636 |
| 5 - 9 | 8,256 | 4,122 | 4,134 | 1,632 | 827 | 805 | 6,624 | 3,295 | 3,329 |
| 10 | 1,832 | 914 | 918 | 333 | 153 | 180 | 1,499 | 761 | 738 |
| 11 | 1,367 | 678 | 689 | 259 | 124 | 135 | 1,108 | 554 | 554 |
| 12 | 1,926 | 980 | 946 | 351 | 181 | 170 | 1,575 | 799 | 776 |
| 13 | 1,626 | 822 | 804 | 294 | 166 | 128 | 1,332 | 656 | 676 |
| 14 | 1,489 | 722 | 767 | 277 | 152 | 125 | 1,212 | 570 | 642 |
| 10 - 14 | 8,240 | 4,116 | 4,124 | 1,514 | 776 | 738 | 6,726 | 3,340 | 3,386 |
| 15 | 1,570 | 783 | 787 | 266 | 135 | 131 | 1,304 | 648 | 656 |
| 16 | 1,466 | 713 | 753 | 237 | 120 | 117 | 1,229 | 593 | 636 |
| 17 | 1,510 | 710 | 800 | 271 | 106 | 165 | 1,239 | 604 | 635 |
| 18 | 1,791 | 864 | 927 | 274 | 118 | 156 | 1,517 | 746 | 771 |
| 19 | 1,248 | 575 | 673 | 166 | 73 | 93 | 1,082 | 502 | 580 |
| 15 - 19 | 7,585 | 3,645 | 3,940 | 1,214 | 552 | 662 | 6,371 | 3,093 | 3,278 |
| 20 | 1,776 | 790 | 986 | 219 | 90 | 129 | 1,557 | 700 | 857 |
| 21 | 1,106 | 521 | 585 | 109 | 50 | 59 | 997 | 471 | 526 |
| 22 | 1,587 | 716 | 871 | 163 | 67 | 96 | 1,424 | 649 | 775 |
| 23 | 1,172 | 518 | 654 | 141 | 58 | 83 | 1,031 | 460 | 571 |
| 24 | 1,084 | 519 | 565 | 137 | 62 | 75 | 947 | 457 | 490 |
| 20 - 24 | 6,725 | 3,064 | 3,661 | 769 | 327 | 442 | 5,956 | 2,737 | 3,219 |
| 25 | 1,504 | 733 | 771 | 217 | 100 | 117 | 1,287 | 633 | 654 |
| 26 | 1,012 | 444 | 568 | 127 | 51 | 76 | 885 | 393 | 492 |
| 27 | 858 | 383 | 475 | 114 | 50 | 64 | 744 | 333 | 411 |
| 28 | 1,355 | 606 | 749 | 177 | 71 | 106 | 1,178 | 535 | 643 |
| 29 | 805 | 345 | 460 | 104 | 33 | 71 | 701 | 312 | 389 |
| 25 - 29 | 5,534 | 2,511 | 3,023 | 739 | 305 | 434 | 4,795 | 2,206 | 2,589 |
| 30 | 1,784 | 799 | 985 | 274 | 113 | 161 | 1,510 | 686 | 824 |
| 31 | 539 | 261 | 278 | 78 | 33 | 45 | 461 | 228 | 233 |
| 32 | 1,090 | 508 | 582 | 155 | 80 | 75 | 935 | 428 | 507 |
| 33 | 689 | 326 | 363 | 113 | 56 | 57 | 576 | 270 | 306 |
| 34 | 672 | 319 | 353 | 96 | 44 | 52 | 576 | 275 | 301 |
| 30 - 34 | 4,774 | 2,213 | 2,561 | 716 | 326 | 390 | 4,058 | 1,887 | 2,171 |
| 35 | 1,275 | 647 | 628 | 219 | 106 | 113 | 1,056 | 541 | 515 |
| 36 | 687 | 333 | 354 | 116 | 63 | 53 | 571 | 270 | 301 |
| 37 | 666 | 298 | 368 | 104 | 45 | 59 | 562 | 253 | 309 |
| 38 | 791 | 400 | 391 | 134 | 73 | 61 | 657 | 327 | 330 |
| 39 | 499 | 234 | 265 | 80 | 35 | 45 | 419 | 199 | 220 |
| 35 - 39 | 3,918 | 1,912 | 2,006 | 653 | 322 | 331 | 3,265 | 1,590 | 1,675 |

Table 4.9: Korogwe Town Council: Total Population by Age in Single Years, Five Year Age Groups and Sex

| Age | Total | | | Rural | | | Urban | | |
|----------------|--------------|--------------|--------------|------------|------------|------------|--------------|--------------|--------------|
| | Both Sexes | Male | Female | Both Sexes | Male | Female | Both Sexes | Male | Female |
| 40 | 1,366 | 690 | 676 | 265 | 119 | 146 | 1,101 | 571 | 530 |
| 41 | 327 | 160 | 167 | 58 | 32 | 26 | 269 | 128 | 141 |
| 42 | 790 | 390 | 400 | 165 | 87 | 78 | 625 | 303 | 322 |
| 43 | 400 | 188 | 212 | 65 | 28 | 37 | 335 | 160 | 175 |
| 44 | 392 | 199 | 193 | 75 | 42 | 33 | 317 | 157 | 160 |
| 40 - 44 | 3,275 | 1,627 | 1,648 | 628 | 308 | 320 | 2,647 | 1,319 | 1,328 |
| 45 | 932 | 453 | 479 | 169 | 88 | 81 | 763 | 365 | 398 |
| 46 | 419 | 233 | 186 | 75 | 44 | 31 | 344 | 189 | 155 |
| 47 | 385 | 210 | 175 | 81 | 39 | 42 | 304 | 171 | 133 |
| 48 | 540 | 248 | 292 | 106 | 41 | 65 | 434 | 207 | 227 |
| 49 | 695 | 172 | 523 | 177 | 29 | 148 | 518 | 143 | 375 |
| 45 - 49 | 2,971 | 1,316 | 1,655 | 608 | 241 | 367 | 2,363 | 1,075 | 1,288 |
| 50 | 807 | 420 | 387 | 170 | 89 | 81 | 637 | 331 | 306 |
| 51 | 257 | 142 | 115 | 51 | 24 | 27 | 206 | 118 | 88 |
| 52 | 536 | 254 | 282 | 108 | 53 | 55 | 428 | 201 | 227 |
| 53 | 260 | 130 | 130 | 48 | 23 | 25 | 212 | 107 | 105 |
| 54 | 290 | 144 | 146 | 48 | 20 | 28 | 242 | 124 | 118 |
| 50 - 54 | 2,150 | 1,090 | 1,060 | 425 | 209 | 216 | 1,725 | 881 | 844 |
| 55 | 462 | 239 | 223 | 89 | 48 | 41 | 373 | 191 | 182 |
| 56 | 266 | 120 | 146 | 45 | 16 | 29 | 221 | 104 | 117 |
| 57 | 216 | 103 | 113 | 36 | 17 | 19 | 180 | 86 | 94 |
| 58 | 330 | 158 | 172 | 66 | 34 | 32 | 264 | 124 | 140 |
| 59 | 195 | 89 | 106 | 29 | 19 | 10 | 166 | 70 | 96 |
| 55 - 59 | 1,469 | 709 | 760 | 265 | 134 | 131 | 1,204 | 575 | 629 |
| 60 | 705 | 335 | 370 | 147 | 82 | 65 | 558 | 253 | 305 |
| 61 | 133 | 67 | 66 | 36 | 15 | 21 | 97 | 52 | 45 |
| 62 | 326 | 176 | 150 | 67 | 29 | 38 | 259 | 147 | 112 |
| 63 | 190 | 115 | 75 | 39 | 25 | 14 | 151 | 90 | 61 |
| 64 | 201 | 112 | 89 | 35 | 16 | 19 | 166 | 96 | 70 |
| 60 - 64 | 1,555 | 805 | 750 | 324 | 167 | 157 | 1,231 | 638 | 593 |
| 65 | 361 | 188 | 173 | 93 | 47 | 46 | 268 | 141 | 127 |
| 66 | 149 | 88 | 61 | 27 | 15 | 12 | 122 | 73 | 49 |
| 67 | 179 | 110 | 69 | 41 | 25 | 16 | 138 | 85 | 53 |
| 68 | 180 | 88 | 92 | 44 | 22 | 22 | 136 | 66 | 70 |
| 69 | 99 | 50 | 49 | 22 | 11 | 11 | 77 | 39 | 38 |
| 65 - 69 | 968 | 524 | 444 | 227 | 120 | 107 | 741 | 404 | 337 |
| 70 | 561 | 233 | 328 | 138 | 52 | 86 | 423 | 181 | 242 |
| 71 | 45 | 19 | 26 | 8 | 3 | 5 | 37 | 16 | 21 |
| 72 | 194 | 97 | 97 | 44 | 24 | 20 | 150 | 73 | 77 |
| 73 | 108 | 58 | 50 | 28 | 14 | 14 | 80 | 44 | 36 |
| 74 | 84 | 50 | 34 | 16 | 6 | 10 | 68 | 44 | 24 |
| 70 - 74 | 992 | 457 | 535 | 234 | 99 | 135 | 758 | 358 | 400 |
| 75 | 211 | 95 | 116 | 50 | 26 | 24 | 161 | 69 | 92 |
| 76 | 117 | 69 | 48 | 24 | 11 | 13 | 93 | 58 | 35 |
| 77 | 98 | 52 | 46 | 27 | 18 | 9 | 71 | 34 | 37 |
| 78 | 98 | 39 | 59 | 29 | 9 | 20 | 69 | 30 | 39 |
| 79 | 96 | 47 | 49 | 22 | 14 | 8 | 74 | 33 | 41 |
| 75 - 79 | 620 | 302 | 318 | 152 | 78 | 74 | 468 | 224 | 244 |
| 80+ | 918 | 423 | 495 | 237 | 115 | 122 | 681 | 308 | 373 |

Table 4.10: Handeni Town Council: Total Population by Age in Single Years, Five Year Age Groups and Sex

| Age | Total | | | Rural | | | Urban | | |
|----------------|---------------|---------------|---------------|------------|----------|----------|---------------|---------------|---------------|
| | Both Sexes | Male | Female | Both Sexes | Male | Female | Both Sexes | Male | Female |
| Total | 79,056 | 38,668 | 40,388 | 0 | 0 | 0 | 79,056 | 38,668 | 40,388 |
| 0 | 2,806 | 1,382 | 1,424 | 0 | 0 | 0 | 2,806 | 1,382 | 1,424 |
| 1 | 2,025 | 1,034 | 991 | 0 | 0 | 0 | 2,025 | 1,034 | 991 |
| 2 | 2,279 | 1,150 | 1,129 | 0 | 0 | 0 | 2,279 | 1,150 | 1,129 |
| 3 | 2,700 | 1,365 | 1,335 | 0 | 0 | 0 | 2,700 | 1,365 | 1,335 |
| 4 | 2,545 | 1,312 | 1,233 | 0 | 0 | 0 | 2,545 | 1,312 | 1,233 |
| 0 - 4 | 12,355 | 6,243 | 6,112 | 0 | 0 | 0 | 12,355 | 6,243 | 6,112 |
| 5 | 2,681 | 1,415 | 1,266 | 0 | 0 | 0 | 2,681 | 1,415 | 1,266 |
| 6 | 2,502 | 1,323 | 1,179 | 0 | 0 | 0 | 2,502 | 1,323 | 1,179 |
| 7 | 2,662 | 1,354 | 1,308 | 0 | 0 | 0 | 2,662 | 1,354 | 1,308 |
| 8 | 2,210 | 1,028 | 1,182 | 0 | 0 | 0 | 2,210 | 1,028 | 1,182 |
| 9 | 2,251 | 1,138 | 1,113 | 0 | 0 | 0 | 2,251 | 1,138 | 1,113 |
| 5 - 9 | 12,306 | 6,258 | 6,048 | 0 | 0 | 0 | 12,306 | 6,258 | 6,048 |
| 10 | 2,614 | 1,301 | 1,313 | 0 | 0 | 0 | 2,614 | 1,301 | 1,313 |
| 11 | 1,595 | 810 | 785 | 0 | 0 | 0 | 1,595 | 810 | 785 |
| 12 | 2,630 | 1,346 | 1,284 | 0 | 0 | 0 | 2,630 | 1,346 | 1,284 |
| 13 | 1,902 | 941 | 961 | 0 | 0 | 0 | 1,902 | 941 | 961 |
| 14 | 1,819 | 885 | 934 | 0 | 0 | 0 | 1,819 | 885 | 934 |
| 10 - 14 | 10,560 | 5,283 | 5,277 | 0 | 0 | 0 | 10,560 | 5,283 | 5,277 |
| 15 | 1,881 | 973 | 908 | 0 | 0 | 0 | 1,881 | 973 | 908 |
| 16 | 1,651 | 846 | 805 | 0 | 0 | 0 | 1,651 | 846 | 805 |
| 17 | 1,504 | 814 | 690 | 0 | 0 | 0 | 1,504 | 814 | 690 |
| 18 | 2,035 | 1,057 | 978 | 0 | 0 | 0 | 2,035 | 1,057 | 978 |
| 19 | 1,307 | 611 | 696 | 0 | 0 | 0 | 1,307 | 611 | 696 |
| 15 - 19 | 8,378 | 4,301 | 4,077 | 0 | 0 | 0 | 8,378 | 4,301 | 4,077 |
| 20 | 2,002 | 926 | 1,076 | 0 | 0 | 0 | 2,002 | 926 | 1,076 |
| 21 | 902 | 447 | 455 | 0 | 0 | 0 | 902 | 447 | 455 |
| 22 | 1,433 | 616 | 817 | 0 | 0 | 0 | 1,433 | 616 | 817 |
| 23 | 886 | 377 | 509 | 0 | 0 | 0 | 886 | 377 | 509 |
| 24 | 882 | 395 | 487 | 0 | 0 | 0 | 882 | 395 | 487 |
| 20 - 24 | 6,105 | 2,761 | 3,344 | 0 | 0 | 0 | 6,105 | 2,761 | 3,344 |
| 25 | 1,784 | 750 | 1,034 | 0 | 0 | 0 | 1,784 | 750 | 1,034 |
| 26 | 896 | 367 | 529 | 0 | 0 | 0 | 896 | 367 | 529 |
| 27 | 878 | 376 | 502 | 0 | 0 | 0 | 878 | 376 | 502 |
| 28 | 1,237 | 527 | 710 | 0 | 0 | 0 | 1,237 | 527 | 710 |
| 29 | 661 | 280 | 381 | 0 | 0 | 0 | 661 | 280 | 381 |
| 25 - 29 | 5,456 | 2,300 | 3,156 | 0 | 0 | 0 | 5,456 | 2,300 | 3,156 |
| 30 | 2,363 | 1,073 | 1,290 | 0 | 0 | 0 | 2,363 | 1,073 | 1,290 |
| 31 | 432 | 217 | 215 | 0 | 0 | 0 | 432 | 217 | 215 |
| 32 | 1,068 | 483 | 585 | 0 | 0 | 0 | 1,068 | 483 | 585 |
| 33 | 600 | 272 | 328 | 0 | 0 | 0 | 600 | 272 | 328 |
| 34 | 532 | 244 | 288 | 0 | 0 | 0 | 532 | 244 | 288 |
| 30 - 34 | 4,995 | 2,289 | 2,706 | 0 | 0 | 0 | 4,995 | 2,289 | 2,706 |
| 35 | 1,676 | 815 | 861 | 0 | 0 | 0 | 1,676 | 815 | 861 |
| 36 | 656 | 307 | 349 | 0 | 0 | 0 | 656 | 307 | 349 |
| 37 | 627 | 311 | 316 | 0 | 0 | 0 | 627 | 311 | 316 |
| 38 | 813 | 393 | 420 | 0 | 0 | 0 | 813 | 393 | 420 |
| 39 | 496 | 236 | 260 | 0 | 0 | 0 | 496 | 236 | 260 |
| 35 - 39 | 4,268 | 2,062 | 2,206 | 0 | 0 | 0 | 4,268 | 2,062 | 2,206 |

Table 4.10: Handeni Town Council: Total Population by Age in Single Years, Five Year Age Groups and Sex

| Age | Total | | | Rural | | | Urban | | |
|----------------|--------------|--------------|--------------|------------|----------|----------|--------------|--------------|--------------|
| | Both Sexes | Male | Female | Both Sexes | Male | Female | Both Sexes | Male | Female |
| 40 | 1,641 | 832 | 809 | 0 | 0 | 0 | 1,641 | 832 | 809 |
| 41 | 279 | 130 | 149 | 0 | 0 | 0 | 279 | 130 | 149 |
| 42 | 682 | 366 | 316 | 0 | 0 | 0 | 682 | 366 | 316 |
| 43 | 360 | 183 | 177 | 0 | 0 | 0 | 360 | 183 | 177 |
| 44 | 335 | 164 | 171 | 0 | 0 | 0 | 335 | 164 | 171 |
| 40 - 44 | 3,297 | 1,675 | 1,622 | 0 | 0 | 0 | 3,297 | 1,675 | 1,622 |
| 45 | 1,029 | 544 | 485 | 0 | 0 | 0 | 1,029 | 544 | 485 |
| 46 | 332 | 154 | 178 | 0 | 0 | 0 | 332 | 154 | 178 |
| 47 | 275 | 137 | 138 | 0 | 0 | 0 | 275 | 137 | 138 |
| 48 | 518 | 276 | 242 | 0 | 0 | 0 | 518 | 276 | 242 |
| 49 | 657 | 154 | 503 | 0 | 0 | 0 | 657 | 154 | 503 |
| 45 - 49 | 2,811 | 1,265 | 1,546 | 0 | 0 | 0 | 2,811 | 1,265 | 1,546 |
| 50 | 991 | 508 | 483 | 0 | 0 | 0 | 991 | 508 | 483 |
| 51 | 216 | 115 | 101 | 0 | 0 | 0 | 216 | 115 | 101 |
| 52 | 369 | 185 | 184 | 0 | 0 | 0 | 369 | 185 | 184 |
| 53 | 181 | 92 | 89 | 0 | 0 | 0 | 181 | 92 | 89 |
| 54 | 270 | 127 | 143 | 0 | 0 | 0 | 270 | 127 | 143 |
| 50 - 54 | 2,027 | 1,027 | 1,000 | 0 | 0 | 0 | 2,027 | 1,027 | 1,000 |
| 55 | 539 | 270 | 269 | 0 | 0 | 0 | 539 | 270 | 269 |
| 56 | 219 | 123 | 96 | 0 | 0 | 0 | 219 | 123 | 96 |
| 57 | 175 | 96 | 79 | 0 | 0 | 0 | 175 | 96 | 79 |
| 58 | 295 | 156 | 139 | 0 | 0 | 0 | 295 | 156 | 139 |
| 59 | 127 | 68 | 59 | 0 | 0 | 0 | 127 | 68 | 59 |
| 55 - 59 | 1,355 | 713 | 642 | 0 | 0 | 0 | 1,355 | 713 | 642 |
| 60 | 817 | 401 | 416 | 0 | 0 | 0 | 817 | 401 | 416 |
| 61 | 133 | 64 | 69 | 0 | 0 | 0 | 133 | 64 | 69 |
| 62 | 276 | 126 | 150 | 0 | 0 | 0 | 276 | 126 | 150 |
| 63 | 135 | 73 | 62 | 0 | 0 | 0 | 135 | 73 | 62 |
| 64 | 154 | 90 | 64 | 0 | 0 | 0 | 154 | 90 | 64 |
| 60 - 64 | 1,515 | 754 | 761 | 0 | 0 | 0 | 1,515 | 754 | 761 |
| 65 | 477 | 224 | 253 | 0 | 0 | 0 | 477 | 224 | 253 |
| 66 | 100 | 58 | 42 | 0 | 0 | 0 | 100 | 58 | 42 |
| 67 | 143 | 79 | 64 | 0 | 0 | 0 | 143 | 79 | 64 |
| 68 | 163 | 80 | 83 | 0 | 0 | 0 | 163 | 80 | 83 |
| 69 | 87 | 43 | 44 | 0 | 0 | 0 | 87 | 43 | 44 |
| 65 - 69 | 970 | 484 | 486 | 0 | 0 | 0 | 970 | 484 | 486 |
| 70 | 673 | 311 | 362 | 0 | 0 | 0 | 673 | 311 | 362 |
| 71 | 49 | 25 | 24 | 0 | 0 | 0 | 49 | 25 | 24 |
| 72 | 170 | 83 | 87 | 0 | 0 | 0 | 170 | 83 | 87 |
| 73 | 73 | 46 | 27 | 0 | 0 | 0 | 73 | 46 | 27 |
| 74 | 68 | 41 | 27 | 0 | 0 | 0 | 68 | 41 | 27 |
| 70 - 74 | 1,033 | 506 | 527 | 0 | 0 | 0 | 1,033 | 506 | 527 |
| 75 | 257 | 125 | 132 | 0 | 0 | 0 | 257 | 125 | 132 |
| 76 | 65 | 31 | 34 | 0 | 0 | 0 | 65 | 31 | 34 |
| 77 | 93 | 55 | 38 | 0 | 0 | 0 | 93 | 55 | 38 |
| 78 | 100 | 51 | 49 | 0 | 0 | 0 | 100 | 51 | 49 |
| 79 | 71 | 32 | 39 | 0 | 0 | 0 | 71 | 32 | 39 |
| 75 - 79 | 586 | 294 | 292 | 0 | 0 | 0 | 586 | 294 | 292 |
| 80+ | 1,039 | 453 | 586 | 0 | 0 | 0 | 1,039 | 453 | 586 |

Table 5.0: Morogoro Region: Total Population by Age in Single Years, Five Year Age Groups, Sex and Rural-Urban

| Age | Total | | | Rural | | | Urban | | |
|----------------|------------------|------------------|------------------|------------------|----------------|----------------|----------------|----------------|----------------|
| | Both Sexes | Male | Female | Both Sexes | Male | Female | Both Sexes | Male | Female |
| Total | 2,218,492 | 1,093,302 | 1,125,190 | 1,582,434 | 786,087 | 796,347 | 636,058 | 307,215 | 328,843 |
| 0 | 66,332 | 32,933 | 33,399 | 49,121 | 24,416 | 24,705 | 17,211 | 8,517 | 8,694 |
| 1 | 59,924 | 29,994 | 29,930 | 45,323 | 22,642 | 22,681 | 14,601 | 7,352 | 7,249 |
| 2 | 65,859 | 33,006 | 32,853 | 50,275 | 25,271 | 25,004 | 15,584 | 7,735 | 7,849 |
| 3 | 64,787 | 32,195 | 32,592 | 49,517 | 24,509 | 25,008 | 15,270 | 7,686 | 7,584 |
| 4 | 67,458 | 33,322 | 34,136 | 51,595 | 25,525 | 26,070 | 15,863 | 7,797 | 8,066 |
| 0 - 4 | 324,360 | 161,450 | 162,910 | 245,831 | 122,363 | 123,468 | 78,529 | 39,087 | 39,442 |
| 5 | 66,680 | 33,875 | 32,805 | 51,092 | 26,030 | 25,062 | 15,588 | 7,845 | 7,743 |
| 6 | 67,170 | 33,861 | 33,309 | 51,122 | 25,787 | 25,335 | 16,048 | 8,074 | 7,974 |
| 7 | 65,447 | 32,697 | 32,750 | 49,777 | 24,906 | 24,871 | 15,670 | 7,791 | 7,879 |
| 8 | 58,933 | 29,070 | 29,863 | 44,775 | 22,157 | 22,618 | 14,158 | 6,913 | 7,245 |
| 9 | 55,416 | 27,510 | 27,906 | 41,554 | 20,842 | 20,712 | 13,862 | 6,668 | 7,194 |
| 5 - 9 | 313,646 | 157,013 | 156,633 | 238,320 | 119,722 | 118,598 | 75,326 | 37,291 | 38,035 |
| 10 | 62,042 | 31,195 | 30,847 | 46,984 | 23,776 | 23,208 | 15,058 | 7,419 | 7,639 |
| 11 | 46,710 | 23,155 | 23,555 | 34,433 | 17,168 | 17,265 | 12,277 | 5,987 | 6,290 |
| 12 | 69,891 | 35,439 | 34,452 | 51,706 | 26,576 | 25,130 | 18,185 | 8,863 | 9,322 |
| 13 | 49,522 | 24,759 | 24,763 | 35,767 | 18,218 | 17,549 | 13,755 | 6,541 | 7,214 |
| 14 | 50,713 | 25,452 | 25,261 | 36,255 | 18,697 | 17,558 | 14,458 | 6,755 | 7,703 |
| 10 - 14 | 278,878 | 140,000 | 138,878 | 205,145 | 104,435 | 100,710 | 73,733 | 35,565 | 38,168 |
| 15 | 45,747 | 23,741 | 22,006 | 32,110 | 17,410 | 14,700 | 13,637 | 6,331 | 7,306 |
| 16 | 42,899 | 21,726 | 21,173 | 28,510 | 15,141 | 13,369 | 14,389 | 6,585 | 7,804 |
| 17 | 41,790 | 21,227 | 20,563 | 27,182 | 14,463 | 12,719 | 14,608 | 6,764 | 7,844 |
| 18 | 49,380 | 24,139 | 25,241 | 33,130 | 16,484 | 16,646 | 16,250 | 7,655 | 8,595 |
| 19 | 36,960 | 17,280 | 19,680 | 23,925 | 11,385 | 12,540 | 13,035 | 5,895 | 7,140 |
| 15 - 19 | 216,776 | 108,113 | 108,663 | 144,857 | 74,883 | 69,974 | 71,919 | 33,230 | 38,689 |
| 20 | 53,617 | 24,203 | 29,414 | 36,031 | 16,294 | 19,737 | 17,586 | 7,909 | 9,677 |
| 21 | 31,266 | 14,812 | 16,454 | 20,101 | 9,570 | 10,531 | 11,165 | 5,242 | 5,923 |
| 22 | 44,959 | 20,210 | 24,749 | 29,449 | 13,296 | 16,153 | 15,510 | 6,914 | 8,596 |
| 23 | 30,267 | 14,019 | 16,248 | 18,837 | 8,773 | 10,064 | 11,430 | 5,246 | 6,184 |
| 24 | 33,240 | 15,140 | 18,100 | 21,322 | 9,785 | 11,537 | 11,918 | 5,355 | 6,563 |
| 20 - 24 | 193,349 | 88,384 | 104,965 | 125,740 | 57,718 | 68,022 | 67,609 | 30,666 | 36,943 |
| 25 | 44,949 | 21,109 | 23,840 | 30,662 | 14,368 | 16,294 | 14,287 | 6,741 | 7,546 |
| 26 | 31,548 | 14,451 | 17,097 | 20,188 | 9,338 | 10,850 | 11,360 | 5,113 | 6,247 |
| 27 | 30,258 | 14,197 | 16,061 | 19,469 | 9,277 | 10,192 | 10,789 | 4,920 | 5,869 |
| 28 | 41,337 | 19,191 | 22,146 | 26,990 | 12,552 | 14,438 | 14,347 | 6,639 | 7,708 |
| 29 | 25,609 | 11,542 | 14,067 | 16,507 | 7,593 | 8,914 | 9,102 | 3,949 | 5,153 |
| 25 - 29 | 173,701 | 80,490 | 93,211 | 113,816 | 53,128 | 60,688 | 59,885 | 27,362 | 32,523 |
| 30 | 56,176 | 26,521 | 29,655 | 39,059 | 18,351 | 20,708 | 17,117 | 8,170 | 8,947 |
| 31 | 18,985 | 9,147 | 9,838 | 12,588 | 6,080 | 6,508 | 6,397 | 3,067 | 3,330 |
| 32 | 37,533 | 18,460 | 19,073 | 24,682 | 12,222 | 12,460 | 12,851 | 6,238 | 6,613 |
| 33 | 22,737 | 11,332 | 11,405 | 14,847 | 7,431 | 7,416 | 7,890 | 3,901 | 3,989 |
| 34 | 21,783 | 10,860 | 10,923 | 14,199 | 7,052 | 7,147 | 7,584 | 3,808 | 3,776 |
| 30 - 34 | 157,214 | 76,320 | 80,894 | 105,375 | 51,136 | 54,239 | 51,839 | 25,184 | 26,655 |
| 35 | 40,803 | 20,887 | 19,916 | 28,618 | 14,605 | 14,013 | 12,185 | 6,282 | 5,903 |
| 36 | 22,789 | 11,172 | 11,617 | 15,397 | 7,577 | 7,820 | 7,392 | 3,595 | 3,797 |
| 37 | 21,118 | 10,807 | 10,311 | 14,054 | 7,248 | 6,806 | 7,064 | 3,559 | 3,505 |
| 38 | 27,800 | 13,771 | 14,029 | 19,406 | 9,610 | 9,796 | 8,394 | 4,161 | 4,233 |
| 39 | 17,370 | 8,585 | 8,785 | 11,854 | 5,908 | 5,946 | 5,516 | 2,677 | 2,839 |
| 35 - 39 | 129,880 | 65,222 | 64,658 | 89,329 | 44,948 | 44,381 | 40,551 | 20,274 | 20,277 |

Table 5.0: Morogoro Region: Total Population by Age in Single Years, Five Year Age Groups, Sex and Rural-Urban

| Age | Total | | | Rural | | | Urban | | |
|----------------|----------------|---------------|---------------|---------------|---------------|---------------|---------------|---------------|---------------|
| | Both Sexes | Male | Female | Both Sexes | Male | Female | Both Sexes | Male | Female |
| 40 | 40,231 | 20,359 | 19,872 | 28,925 | 14,458 | 14,467 | 11,306 | 5,901 | 5,405 |
| 41 | 10,912 | 5,556 | 5,356 | 7,600 | 3,831 | 3,769 | 3,312 | 1,725 | 1,587 |
| 42 | 24,024 | 12,758 | 11,266 | 16,641 | 8,914 | 7,727 | 7,383 | 3,844 | 3,539 |
| 43 | 12,684 | 6,321 | 6,363 | 8,650 | 4,322 | 4,328 | 4,034 | 1,999 | 2,035 |
| 44 | 13,701 | 7,122 | 6,579 | 9,545 | 4,998 | 4,547 | 4,156 | 2,124 | 2,032 |
| 40 - 44 | 101,552 | 52,116 | 49,436 | 71,361 | 36,523 | 34,838 | 30,191 | 15,593 | 14,598 |
| 45 | 25,560 | 13,408 | 12,152 | 18,410 | 9,604 | 8,806 | 7,150 | 3,804 | 3,346 |
| 46 | 13,117 | 6,740 | 6,377 | 9,410 | 4,859 | 4,551 | 3,707 | 1,881 | 1,826 |
| 47 | 11,795 | 6,051 | 5,744 | 8,104 | 4,208 | 3,896 | 3,691 | 1,843 | 1,848 |
| 48 | 17,097 | 8,772 | 8,325 | 12,248 | 6,309 | 5,939 | 4,849 | 2,463 | 2,386 |
| 49 | 10,475 | 5,255 | 5,220 | 7,407 | 3,725 | 3,682 | 3,068 | 1,530 | 1,538 |
| 45 - 49 | 78,044 | 40,226 | 37,818 | 55,579 | 28,705 | 26,874 | 22,465 | 11,521 | 10,944 |
| 50 | 26,413 | 12,405 | 14,008 | 19,569 | 9,216 | 10,353 | 6,844 | 3,189 | 3,655 |
| 51 | 8,803 | 4,743 | 4,060 | 6,330 | 3,427 | 2,903 | 2,473 | 1,316 | 1,157 |
| 52 | 14,304 | 7,708 | 6,596 | 10,230 | 5,502 | 4,728 | 4,074 | 2,206 | 1,868 |
| 53 | 7,608 | 3,908 | 3,700 | 5,157 | 2,672 | 2,485 | 2,451 | 1,236 | 1,215 |
| 54 | 9,507 | 5,029 | 4,478 | 6,664 | 3,536 | 3,128 | 2,843 | 1,493 | 1,350 |
| 50 - 54 | 66,635 | 33,793 | 32,842 | 47,950 | 24,353 | 23,597 | 18,685 | 9,440 | 9,245 |
| 55 | 13,554 | 6,628 | 6,926 | 10,086 | 4,883 | 5,203 | 3,468 | 1,745 | 1,723 |
| 56 | 8,577 | 4,437 | 4,140 | 6,147 | 3,182 | 2,965 | 2,430 | 1,255 | 1,175 |
| 57 | 6,720 | 3,519 | 3,201 | 4,791 | 2,486 | 2,305 | 1,929 | 1,033 | 896 |
| 58 | 10,339 | 5,159 | 5,180 | 7,470 | 3,667 | 3,803 | 2,869 | 1,492 | 1,377 |
| 59 | 5,458 | 2,765 | 2,693 | 3,854 | 1,945 | 1,909 | 1,604 | 820 | 784 |
| 55 - 59 | 44,648 | 22,508 | 22,140 | 32,348 | 16,163 | 16,185 | 12,300 | 6,345 | 5,955 |
| 60 | 21,001 | 9,557 | 11,444 | 15,963 | 7,238 | 8,725 | 5,038 | 2,319 | 2,719 |
| 61 | 4,632 | 2,479 | 2,153 | 3,401 | 1,834 | 1,567 | 1,231 | 645 | 586 |
| 62 | 9,114 | 4,671 | 4,443 | 6,737 | 3,435 | 3,302 | 2,377 | 1,236 | 1,141 |
| 63 | 5,057 | 2,692 | 2,365 | 3,658 | 1,925 | 1,733 | 1,399 | 767 | 632 |
| 64 | 5,189 | 2,819 | 2,370 | 3,806 | 2,064 | 1,742 | 1,383 | 755 | 628 |
| 60 - 64 | 44,993 | 22,218 | 22,775 | 33,565 | 16,496 | 17,069 | 11,428 | 5,722 | 5,706 |
| 65 | 11,543 | 5,337 | 6,206 | 8,895 | 4,113 | 4,782 | 2,648 | 1,224 | 1,424 |
| 66 | 3,639 | 1,883 | 1,756 | 2,720 | 1,418 | 1,302 | 919 | 465 | 454 |
| 67 | 4,998 | 2,625 | 2,373 | 3,706 | 1,944 | 1,762 | 1,292 | 681 | 611 |
| 68 | 5,787 | 2,585 | 3,202 | 4,483 | 1,985 | 2,498 | 1,304 | 600 | 704 |
| 69 | 2,814 | 1,402 | 1,412 | 2,111 | 1,043 | 1,068 | 703 | 359 | 344 |
| 65 - 69 | 28,781 | 13,832 | 14,949 | 21,915 | 10,503 | 11,412 | 6,866 | 3,329 | 3,537 |
| 70 | 15,567 | 7,027 | 8,540 | 12,144 | 5,596 | 6,548 | 3,423 | 1,431 | 1,992 |
| 71 | 2,147 | 1,108 | 1,039 | 1,666 | 875 | 791 | 481 | 233 | 248 |
| 72 | 5,145 | 2,722 | 2,423 | 3,979 | 2,112 | 1,867 | 1,166 | 610 | 556 |
| 73 | 2,377 | 1,266 | 1,111 | 1,763 | 940 | 823 | 614 | 326 | 288 |
| 74 | 2,227 | 1,263 | 964 | 1,679 | 977 | 702 | 548 | 286 | 262 |
| 70 - 74 | 27,463 | 13,386 | 14,077 | 21,231 | 10,500 | 10,731 | 6,232 | 2,886 | 3,346 |
| 75 | 6,355 | 3,069 | 3,286 | 4,978 | 2,431 | 2,547 | 1,377 | 638 | 739 |
| 76 | 2,627 | 1,373 | 1,254 | 1,965 | 1,040 | 925 | 662 | 333 | 329 |
| 77 | 2,002 | 1,156 | 846 | 1,506 | 906 | 600 | 496 | 250 | 246 |
| 78 | 3,221 | 1,532 | 1,689 | 2,546 | 1,242 | 1,304 | 675 | 290 | 385 |
| 79 | 1,925 | 1,031 | 894 | 1,499 | 839 | 660 | 426 | 192 | 234 |
| 75 - 79 | 16,130 | 8,161 | 7,969 | 12,494 | 6,458 | 6,036 | 3,636 | 1,703 | 1,933 |
| 80+ | 22,442 | 10,070 | 12,372 | 17,578 | 8,053 | 9,525 | 4,864 | 2,017 | 2,847 |

Table 5.1: Kilosa District Council: Total Population by Age in Single Years, Five Year Age Groups, Sex and Rural-Urban

| Age | Total | | | Rural | | | Urban | | |
|----------------|----------------|----------------|----------------|----------------|----------------|----------------|----------------|---------------|---------------|
| | Both Sexes | Male | Female | Both Sexes | Male | Female | Both Sexes | Male | Female |
| Total | 438,175 | 218,378 | 219,797 | 311,946 | 156,549 | 155,397 | 126,229 | 61,829 | 64,400 |
| 0 | 13,510 | 6,725 | 6,785 | 9,844 | 4,911 | 4,933 | 3,666 | 1,814 | 1,852 |
| 1 | 12,056 | 5,985 | 6,071 | 9,005 | 4,450 | 4,555 | 3,051 | 1,535 | 1,516 |
| 2 | 13,273 | 6,675 | 6,598 | 9,925 | 4,991 | 4,934 | 3,348 | 1,684 | 1,664 |
| 3 | 13,151 | 6,592 | 6,559 | 9,908 | 4,866 | 5,042 | 3,243 | 1,726 | 1,517 |
| 4 | 13,664 | 6,735 | 6,929 | 10,206 | 5,037 | 5,169 | 3,458 | 1,698 | 1,760 |
| 0 - 4 | 65,654 | 32,712 | 32,942 | 48,888 | 24,255 | 24,633 | 16,766 | 8,457 | 8,309 |
| 5 | 13,326 | 6,784 | 6,542 | 10,006 | 5,078 | 4,928 | 3,320 | 1,706 | 1,614 |
| 6 | 13,384 | 6,821 | 6,563 | 10,048 | 5,099 | 4,949 | 3,336 | 1,722 | 1,614 |
| 7 | 12,927 | 6,481 | 6,446 | 9,637 | 4,860 | 4,777 | 3,290 | 1,621 | 1,669 |
| 8 | 11,829 | 5,816 | 6,013 | 8,833 | 4,392 | 4,441 | 2,996 | 1,424 | 1,572 |
| 9 | 10,769 | 5,375 | 5,394 | 7,849 | 3,955 | 3,894 | 2,920 | 1,420 | 1,500 |
| 5 - 9 | 62,235 | 31,277 | 30,958 | 46,373 | 23,384 | 22,989 | 15,862 | 7,893 | 7,969 |
| 10 | 12,154 | 6,046 | 6,108 | 8,888 | 4,451 | 4,437 | 3,266 | 1,595 | 1,671 |
| 11 | 9,206 | 4,590 | 4,616 | 6,691 | 3,323 | 3,368 | 2,515 | 1,267 | 1,248 |
| 12 | 13,789 | 7,018 | 6,771 | 9,953 | 5,070 | 4,883 | 3,836 | 1,948 | 1,888 |
| 13 | 9,419 | 4,810 | 4,609 | 6,578 | 3,415 | 3,163 | 2,841 | 1,395 | 1,446 |
| 14 | 9,930 | 5,113 | 4,817 | 7,006 | 3,665 | 3,341 | 2,924 | 1,448 | 1,476 |
| 10 - 14 | 54,498 | 27,577 | 26,921 | 39,116 | 19,924 | 19,192 | 15,382 | 7,653 | 7,729 |
| 15 | 8,705 | 4,676 | 4,029 | 5,966 | 3,303 | 2,663 | 2,739 | 1,373 | 1,366 |
| 16 | 8,208 | 4,320 | 3,888 | 5,439 | 2,930 | 2,509 | 2,769 | 1,390 | 1,379 |
| 17 | 7,803 | 4,013 | 3,790 | 5,178 | 2,757 | 2,421 | 2,625 | 1,256 | 1,369 |
| 18 | 9,295 | 4,599 | 4,696 | 6,394 | 3,232 | 3,162 | 2,901 | 1,367 | 1,534 |
| 19 | 7,021 | 3,268 | 3,753 | 4,779 | 2,260 | 2,519 | 2,242 | 1,008 | 1,234 |
| 15 - 19 | 41,032 | 20,876 | 20,156 | 27,756 | 14,482 | 13,274 | 13,276 | 6,394 | 6,882 |
| 20 | 10,273 | 4,697 | 5,576 | 7,223 | 3,320 | 3,903 | 3,050 | 1,377 | 1,673 |
| 21 | 5,851 | 2,815 | 3,036 | 4,010 | 1,976 | 2,034 | 1,841 | 839 | 1,002 |
| 22 | 8,767 | 3,956 | 4,811 | 6,030 | 2,784 | 3,246 | 2,737 | 1,172 | 1,565 |
| 23 | 5,612 | 2,600 | 3,012 | 3,687 | 1,722 | 1,965 | 1,925 | 878 | 1,047 |
| 24 | 6,304 | 2,853 | 3,451 | 4,335 | 2,003 | 2,332 | 1,969 | 850 | 1,119 |
| 20 - 24 | 36,807 | 16,921 | 19,886 | 25,285 | 11,805 | 13,480 | 11,522 | 5,116 | 6,406 |
| 25 | 8,630 | 4,174 | 4,456 | 6,008 | 2,934 | 3,074 | 2,622 | 1,240 | 1,382 |
| 26 | 6,040 | 2,857 | 3,183 | 4,054 | 1,938 | 2,116 | 1,986 | 919 | 1,067 |
| 27 | 5,650 | 2,664 | 2,986 | 3,831 | 1,820 | 2,011 | 1,819 | 844 | 975 |
| 28 | 7,894 | 3,694 | 4,200 | 5,330 | 2,537 | 2,793 | 2,564 | 1,157 | 1,407 |
| 29 | 4,880 | 2,228 | 2,652 | 3,198 | 1,493 | 1,705 | 1,682 | 735 | 947 |
| 25 - 29 | 33,094 | 15,617 | 17,477 | 22,421 | 10,722 | 11,699 | 10,673 | 4,895 | 5,778 |
| 30 | 10,671 | 5,175 | 5,496 | 7,360 | 3,601 | 3,759 | 3,311 | 1,574 | 1,737 |
| 31 | 3,675 | 1,777 | 1,898 | 2,493 | 1,215 | 1,278 | 1,182 | 562 | 620 |
| 32 | 7,245 | 3,589 | 3,656 | 4,918 | 2,450 | 2,468 | 2,327 | 1,139 | 1,188 |
| 33 | 4,389 | 2,251 | 2,138 | 2,960 | 1,559 | 1,401 | 1,429 | 692 | 737 |
| 34 | 4,475 | 2,260 | 2,215 | 3,039 | 1,562 | 1,477 | 1,436 | 698 | 738 |
| 30 - 34 | 30,455 | 15,052 | 15,403 | 20,770 | 10,387 | 10,383 | 9,685 | 4,665 | 5,020 |
| 35 | 7,988 | 4,118 | 3,870 | 5,478 | 2,802 | 2,676 | 2,510 | 1,316 | 1,194 |
| 36 | 4,665 | 2,328 | 2,337 | 3,218 | 1,621 | 1,597 | 1,447 | 707 | 740 |
| 37 | 4,280 | 2,254 | 2,026 | 2,913 | 1,555 | 1,358 | 1,367 | 699 | 668 |
| 38 | 5,500 | 2,799 | 2,701 | 3,876 | 1,954 | 1,922 | 1,624 | 845 | 779 |
| 39 | 3,444 | 1,720 | 1,724 | 2,379 | 1,212 | 1,167 | 1,065 | 508 | 557 |
| 35 - 39 | 25,877 | 13,219 | 12,658 | 17,864 | 9,144 | 8,720 | 8,013 | 4,075 | 3,938 |

Table 5.1: Kilosa District Council: Total Population by Age in Single Years, Five Year Age Groups, Sex and Rural-Urban

| Age | Total | | | Rural | | | Urban | | |
|----------------|---------------|---------------|---------------|---------------|--------------|--------------|--------------|--------------|--------------|
| | Both Sexes | Male | Female | Both Sexes | Male | Female | Both Sexes | Male | Female |
| 40 | 8,111 | 4,115 | 3,996 | 5,741 | 2,850 | 2,891 | 2,370 | 1,265 | 1,105 |
| 41 | 2,204 | 1,113 | 1,091 | 1,588 | 804 | 784 | 616 | 309 | 307 |
| 42 | 4,876 | 2,618 | 2,258 | 3,422 | 1,826 | 1,596 | 1,454 | 792 | 662 |
| 43 | 2,518 | 1,284 | 1,234 | 1,735 | 870 | 865 | 783 | 414 | 369 |
| 44 | 2,934 | 1,505 | 1,429 | 2,055 | 1,072 | 983 | 879 | 433 | 446 |
| 40 - 44 | 20,643 | 10,635 | 10,008 | 14,541 | 7,422 | 7,119 | 6,102 | 3,213 | 2,889 |
| 45 | 5,147 | 2,767 | 2,380 | 3,606 | 1,917 | 1,689 | 1,541 | 850 | 691 |
| 46 | 2,717 | 1,404 | 1,313 | 1,975 | 1,023 | 952 | 742 | 381 | 361 |
| 47 | 2,437 | 1,275 | 1,162 | 1,710 | 910 | 800 | 727 | 365 | 362 |
| 48 | 3,557 | 1,799 | 1,758 | 2,557 | 1,297 | 1,260 | 1,000 | 502 | 498 |
| 49 | 2,122 | 1,074 | 1,048 | 1,504 | 774 | 730 | 618 | 300 | 318 |
| 45 - 49 | 15,980 | 8,319 | 7,661 | 11,352 | 5,921 | 5,431 | 4,628 | 2,398 | 2,230 |
| 50 | 5,449 | 2,565 | 2,884 | 3,970 | 1,906 | 2,064 | 1,479 | 659 | 820 |
| 51 | 1,841 | 1,023 | 818 | 1,281 | 711 | 570 | 560 | 312 | 248 |
| 52 | 3,026 | 1,654 | 1,372 | 2,145 | 1,171 | 974 | 881 | 483 | 398 |
| 53 | 1,575 | 830 | 745 | 1,088 | 591 | 497 | 487 | 239 | 248 |
| 54 | 1,888 | 1,044 | 844 | 1,341 | 754 | 587 | 547 | 290 | 257 |
| 50 - 54 | 13,779 | 7,116 | 6,663 | 9,825 | 5,133 | 4,692 | 3,954 | 1,983 | 1,971 |
| 55 | 2,798 | 1,410 | 1,388 | 2,021 | 1,021 | 1,000 | 777 | 389 | 388 |
| 56 | 1,748 | 925 | 823 | 1,231 | 652 | 579 | 517 | 273 | 244 |
| 57 | 1,380 | 729 | 651 | 993 | 528 | 465 | 387 | 201 | 186 |
| 58 | 2,129 | 1,101 | 1,028 | 1,506 | 767 | 739 | 623 | 334 | 289 |
| 59 | 1,018 | 520 | 498 | 749 | 382 | 367 | 269 | 138 | 131 |
| 55 - 59 | 9,073 | 4,685 | 4,388 | 6,500 | 3,350 | 3,150 | 2,573 | 1,335 | 1,238 |
| 60 | 4,316 | 2,041 | 2,275 | 3,155 | 1,504 | 1,651 | 1,161 | 537 | 624 |
| 61 | 924 | 504 | 420 | 685 | 374 | 311 | 239 | 130 | 109 |
| 62 | 1,872 | 992 | 880 | 1,371 | 714 | 657 | 501 | 278 | 223 |
| 63 | 1,026 | 569 | 457 | 737 | 409 | 328 | 289 | 160 | 129 |
| 64 | 1,039 | 558 | 481 | 760 | 397 | 363 | 279 | 161 | 118 |
| 60 - 64 | 9,177 | 4,664 | 4,513 | 6,708 | 3,398 | 3,310 | 2,469 | 1,266 | 1,203 |
| 65 | 2,419 | 1,141 | 1,278 | 1,785 | 846 | 939 | 634 | 295 | 339 |
| 66 | 745 | 400 | 345 | 536 | 288 | 248 | 209 | 112 | 97 |
| 67 | 1,014 | 532 | 482 | 691 | 374 | 317 | 323 | 158 | 165 |
| 68 | 1,166 | 552 | 614 | 871 | 412 | 459 | 295 | 140 | 155 |
| 69 | 569 | 284 | 285 | 429 | 222 | 207 | 140 | 62 | 78 |
| 65 - 69 | 5,913 | 2,909 | 3,004 | 4,312 | 2,142 | 2,170 | 1,601 | 767 | 834 |
| 70 | 3,299 | 1,504 | 1,795 | 2,430 | 1,134 | 1,296 | 869 | 370 | 499 |
| 71 | 437 | 234 | 203 | 313 | 167 | 146 | 124 | 67 | 57 |
| 72 | 1,070 | 574 | 496 | 794 | 428 | 366 | 276 | 146 | 130 |
| 73 | 447 | 247 | 200 | 315 | 175 | 140 | 132 | 72 | 60 |
| 74 | 492 | 279 | 213 | 353 | 215 | 138 | 139 | 64 | 75 |
| 70 - 74 | 5,745 | 2,838 | 2,907 | 4,205 | 2,119 | 2,086 | 1,540 | 719 | 821 |
| 75 | 1,321 | 624 | 697 | 975 | 467 | 508 | 346 | 157 | 189 |
| 76 | 540 | 281 | 259 | 376 | 200 | 176 | 164 | 81 | 83 |
| 77 | 461 | 274 | 187 | 327 | 204 | 123 | 134 | 70 | 64 |
| 78 | 633 | 299 | 334 | 462 | 225 | 237 | 171 | 74 | 97 |
| 79 | 344 | 188 | 156 | 272 | 156 | 116 | 72 | 32 | 40 |
| 75 - 79 | 3,299 | 1,666 | 1,633 | 2,412 | 1,252 | 1,160 | 887 | 414 | 473 |
| 80+ | 4,914 | 2,295 | 2,619 | 3,618 | 1,709 | 1,909 | 1,296 | 586 | 710 |

Table 5.2: Morogoro District Council: Total Population by Age in Single Years, Five Year Age Groups, Sex and Rural-Urban

| Age | Total | | | Rural | | | Urban | | |
|----------------|----------------|----------------|----------------|----------------|----------------|----------------|---------------|--------------|--------------|
| | Both Sexes | Male | Female | Both Sexes | Male | Female | Both Sexes | Male | Female |
| Total | 286,248 | 140,824 | 145,424 | 273,231 | 134,698 | 138,533 | 13,017 | 6,126 | 6,891 |
| 0 | 8,524 | 4,195 | 4,329 | 8,170 | 4,025 | 4,145 | 354 | 170 | 184 |
| 1 | 7,799 | 3,876 | 3,923 | 7,443 | 3,693 | 3,750 | 356 | 183 | 173 |
| 2 | 8,572 | 4,257 | 4,315 | 8,208 | 4,092 | 4,116 | 364 | 165 | 199 |
| 3 | 8,504 | 4,284 | 4,220 | 8,203 | 4,128 | 4,075 | 301 | 156 | 145 |
| 4 | 9,186 | 4,523 | 4,663 | 8,775 | 4,334 | 4,441 | 411 | 189 | 222 |
| 0 - 4 | 42,585 | 21,135 | 21,450 | 40,799 | 20,272 | 20,527 | 1,786 | 863 | 923 |
| 5 | 8,763 | 4,544 | 4,219 | 8,420 | 4,368 | 4,052 | 343 | 176 | 167 |
| 6 | 8,743 | 4,411 | 4,332 | 8,392 | 4,241 | 4,151 | 351 | 170 | 181 |
| 7 | 8,647 | 4,353 | 4,294 | 8,312 | 4,179 | 4,133 | 335 | 174 | 161 |
| 8 | 7,372 | 3,664 | 3,708 | 7,086 | 3,533 | 3,553 | 286 | 131 | 155 |
| 9 | 7,135 | 3,646 | 3,489 | 6,845 | 3,510 | 3,335 | 290 | 136 | 154 |
| 5 - 9 | 40,660 | 20,618 | 20,042 | 39,055 | 19,831 | 19,224 | 1,605 | 787 | 818 |
| 10 | 8,453 | 4,317 | 4,136 | 8,113 | 4,151 | 3,962 | 340 | 166 | 174 |
| 11 | 6,044 | 3,111 | 2,933 | 5,745 | 2,958 | 2,787 | 299 | 153 | 146 |
| 12 | 9,161 | 4,763 | 4,398 | 8,770 | 4,577 | 4,193 | 391 | 186 | 205 |
| 13 | 6,861 | 3,535 | 3,326 | 6,559 | 3,415 | 3,144 | 302 | 120 | 182 |
| 14 | 6,122 | 3,192 | 2,930 | 5,817 | 3,045 | 2,772 | 305 | 147 | 158 |
| 10 - 14 | 36,641 | 18,918 | 17,723 | 35,004 | 18,146 | 16,858 | 1,637 | 772 | 865 |
| 15 | 5,578 | 3,175 | 2,403 | 5,312 | 3,040 | 2,272 | 266 | 135 | 131 |
| 16 | 4,777 | 2,689 | 2,088 | 4,503 | 2,556 | 1,947 | 274 | 133 | 141 |
| 17 | 4,205 | 2,399 | 1,806 | 3,953 | 2,262 | 1,691 | 252 | 137 | 115 |
| 18 | 5,335 | 2,775 | 2,560 | 5,051 | 2,636 | 2,415 | 284 | 139 | 145 |
| 19 | 3,838 | 1,811 | 2,027 | 3,615 | 1,713 | 1,902 | 223 | 98 | 125 |
| 15 - 19 | 23,733 | 12,849 | 10,884 | 22,434 | 12,207 | 10,227 | 1,299 | 642 | 657 |
| 20 | 6,305 | 2,850 | 3,455 | 6,009 | 2,742 | 3,267 | 296 | 108 | 188 |
| 21 | 3,143 | 1,439 | 1,704 | 2,943 | 1,364 | 1,579 | 200 | 75 | 125 |
| 22 | 4,923 | 2,106 | 2,817 | 4,676 | 2,015 | 2,661 | 247 | 91 | 156 |
| 23 | 3,307 | 1,507 | 1,800 | 3,110 | 1,428 | 1,682 | 197 | 79 | 118 |
| 24 | 3,557 | 1,631 | 1,926 | 3,363 | 1,558 | 1,805 | 194 | 73 | 121 |
| 20 - 24 | 21,235 | 9,533 | 11,702 | 20,101 | 9,107 | 10,994 | 1,134 | 426 | 708 |
| 25 | 6,080 | 2,767 | 3,313 | 5,855 | 2,665 | 3,190 | 225 | 102 | 123 |
| 26 | 3,470 | 1,578 | 1,892 | 3,253 | 1,480 | 1,773 | 217 | 98 | 119 |
| 27 | 3,486 | 1,662 | 1,824 | 3,296 | 1,567 | 1,729 | 190 | 95 | 95 |
| 28 | 4,810 | 2,085 | 2,725 | 4,552 | 1,982 | 2,570 | 258 | 103 | 155 |
| 29 | 2,837 | 1,284 | 1,553 | 2,678 | 1,224 | 1,454 | 159 | 60 | 99 |
| 25 - 29 | 20,683 | 9,376 | 11,307 | 19,634 | 8,918 | 10,716 | 1,049 | 458 | 591 |
| 30 | 7,715 | 3,526 | 4,189 | 7,379 | 3,382 | 3,997 | 336 | 144 | 192 |
| 31 | 2,108 | 1,010 | 1,098 | 1,994 | 954 | 1,040 | 114 | 56 | 58 |
| 32 | 4,177 | 2,004 | 2,173 | 3,932 | 1,886 | 2,046 | 245 | 118 | 127 |
| 33 | 2,467 | 1,181 | 1,286 | 2,327 | 1,117 | 1,210 | 140 | 64 | 76 |
| 34 | 2,293 | 1,104 | 1,189 | 2,148 | 1,036 | 1,112 | 145 | 68 | 77 |
| 30 - 34 | 18,760 | 8,825 | 9,935 | 17,780 | 8,375 | 9,405 | 980 | 450 | 530 |
| 35 | 5,765 | 2,870 | 2,895 | 5,517 | 2,747 | 2,770 | 248 | 123 | 125 |
| 36 | 2,623 | 1,210 | 1,413 | 2,471 | 1,137 | 1,334 | 152 | 73 | 79 |
| 37 | 2,275 | 1,128 | 1,147 | 2,129 | 1,055 | 1,074 | 146 | 73 | 73 |
| 38 | 3,316 | 1,573 | 1,743 | 3,120 | 1,486 | 1,634 | 196 | 87 | 109 |
| 39 | 1,972 | 945 | 1,027 | 1,865 | 891 | 974 | 107 | 54 | 53 |
| 35 - 39 | 15,951 | 7,726 | 8,225 | 15,102 | 7,316 | 7,786 | 849 | 410 | 439 |

Table 5.2: Morogoro District Council: Total Population by Age in Single Years, Five Year Age Groups, Sex and Rural-Urban

| Age | Total | | | Rural | | | Urban | | |
|----------------|---------------|--------------|--------------|---------------|--------------|--------------|------------|------------|------------|
| | Both Sexes | Male | Female | Both Sexes | Male | Female | Both Sexes | Male | Female |
| 40 | 5,719 | 2,772 | 2,947 | 5,486 | 2,658 | 2,828 | 233 | 114 | 119 |
| 41 | 1,224 | 580 | 644 | 1,163 | 546 | 617 | 61 | 34 | 27 |
| 42 | 2,899 | 1,539 | 1,360 | 2,753 | 1,463 | 1,290 | 146 | 76 | 70 |
| 43 | 1,476 | 705 | 771 | 1,413 | 678 | 735 | 63 | 27 | 36 |
| 44 | 1,512 | 760 | 752 | 1,424 | 712 | 712 | 88 | 48 | 40 |
| 40 - 44 | 12,830 | 6,356 | 6,474 | 12,239 | 6,057 | 6,182 | 591 | 299 | 292 |
| 45 | 3,965 | 2,049 | 1,916 | 3,833 | 1,974 | 1,859 | 132 | 75 | 57 |
| 46 | 1,628 | 840 | 788 | 1,563 | 803 | 760 | 65 | 37 | 28 |
| 47 | 1,533 | 802 | 731 | 1,453 | 759 | 694 | 80 | 43 | 37 |
| 48 | 2,329 | 1,196 | 1,133 | 2,201 | 1,129 | 1,072 | 128 | 67 | 61 |
| 49 | 1,405 | 693 | 712 | 1,346 | 661 | 685 | 59 | 32 | 27 |
| 45 - 49 | 10,860 | 5,580 | 5,280 | 10,396 | 5,326 | 5,070 | 464 | 254 | 210 |
| 50 | 4,112 | 1,862 | 2,250 | 3,972 | 1,788 | 2,184 | 140 | 74 | 66 |
| 51 | 1,280 | 683 | 597 | 1,206 | 646 | 560 | 74 | 37 | 37 |
| 52 | 2,019 | 1,063 | 956 | 1,935 | 1,014 | 921 | 84 | 49 | 35 |
| 53 | 1,009 | 508 | 501 | 927 | 458 | 469 | 82 | 50 | 32 |
| 54 | 1,248 | 635 | 613 | 1,195 | 613 | 582 | 53 | 22 | 31 |
| 50 - 54 | 9,668 | 4,751 | 4,917 | 9,235 | 4,519 | 4,716 | 433 | 232 | 201 |
| 55 | 2,223 | 984 | 1,239 | 2,148 | 946 | 1,202 | 75 | 38 | 37 |
| 56 | 1,138 | 586 | 552 | 1,090 | 556 | 534 | 48 | 30 | 18 |
| 57 | 897 | 464 | 433 | 858 | 449 | 409 | 39 | 15 | 24 |
| 58 | 1,481 | 656 | 825 | 1,419 | 626 | 793 | 62 | 30 | 32 |
| 59 | 752 | 378 | 374 | 718 | 364 | 354 | 34 | 14 | 20 |
| 55 - 59 | 6,491 | 3,068 | 3,423 | 6,233 | 2,941 | 3,292 | 258 | 127 | 131 |
| 60 | 3,817 | 1,575 | 2,242 | 3,696 | 1,526 | 2,170 | 121 | 49 | 72 |
| 61 | 737 | 340 | 397 | 701 | 326 | 375 | 36 | 14 | 22 |
| 62 | 1,416 | 671 | 745 | 1,367 | 647 | 720 | 49 | 24 | 25 |
| 63 | 792 | 391 | 401 | 749 | 368 | 381 | 43 | 23 | 20 |
| 64 | 790 | 399 | 391 | 765 | 386 | 379 | 25 | 13 | 12 |
| 60 - 64 | 7,552 | 3,376 | 4,176 | 7,278 | 3,253 | 4,025 | 274 | 123 | 151 |
| 65 | 2,313 | 1,018 | 1,295 | 2,236 | 992 | 1,244 | 77 | 26 | 51 |
| 66 | 638 | 315 | 323 | 624 | 308 | 316 | 14 | 7 | 7 |
| 67 | 792 | 394 | 398 | 754 | 371 | 383 | 38 | 23 | 15 |
| 68 | 1,037 | 434 | 603 | 1,002 | 419 | 583 | 35 | 15 | 20 |
| 69 | 498 | 258 | 240 | 481 | 249 | 232 | 17 | 9 | 8 |
| 65 - 69 | 5,278 | 2,419 | 2,859 | 5,097 | 2,339 | 2,758 | 181 | 80 | 101 |
| 70 | 3,182 | 1,440 | 1,742 | 3,066 | 1,398 | 1,668 | 116 | 42 | 74 |
| 71 | 366 | 190 | 176 | 356 | 190 | 166 | 10 | 0 | 10 |
| 72 | 939 | 464 | 475 | 905 | 447 | 458 | 34 | 17 | 17 |
| 73 | 390 | 189 | 201 | 387 | 188 | 199 | 3 | 1 | 2 |
| 74 | 334 | 186 | 148 | 323 | 181 | 142 | 11 | 5 | 6 |
| 70 - 74 | 5,211 | 2,469 | 2,742 | 5,037 | 2,404 | 2,633 | 174 | 65 | 109 |
| 75 | 1,341 | 659 | 682 | 1,287 | 636 | 651 | 54 | 23 | 31 |
| 76 | 465 | 239 | 226 | 449 | 231 | 218 | 16 | 8 | 8 |
| 77 | 315 | 194 | 121 | 293 | 181 | 112 | 22 | 13 | 9 |
| 78 | 672 | 307 | 365 | 641 | 296 | 345 | 31 | 11 | 20 |
| 79 | 373 | 192 | 181 | 355 | 186 | 169 | 18 | 6 | 12 |
| 75 - 79 | 3,166 | 1,591 | 1,575 | 3,025 | 1,530 | 1,495 | 141 | 61 | 80 |
| 80+ | 4,944 | 2,234 | 2,710 | 4,782 | 2,157 | 2,625 | 162 | 77 | 85 |

Table 5.3: Kilombero District Council: Total Population by Age in Single Years, Five Year Age Groups, Sex and Rural-Urban

| Age | Total | | | Rural | | | Urban | | |
|----------------|----------------|----------------|----------------|----------------|----------------|----------------|---------------|---------------|---------------|
| | Both Sexes | Male | Female | Both Sexes | Male | Female | Both Sexes | Male | Female |
| Total | 407,880 | 202,789 | 205,091 | 309,426 | 155,540 | 153,886 | 98,454 | 47,249 | 51,205 |
| 0 | 10,871 | 5,537 | 5,334 | 8,479 | 4,329 | 4,150 | 2,392 | 1,208 | 1,184 |
| 1 | 10,440 | 5,290 | 5,150 | 8,246 | 4,222 | 4,024 | 2,194 | 1,068 | 1,126 |
| 2 | 11,016 | 5,522 | 5,494 | 8,767 | 4,408 | 4,359 | 2,249 | 1,114 | 1,135 |
| 3 | 10,581 | 5,219 | 5,362 | 8,447 | 4,172 | 4,275 | 2,134 | 1,047 | 1,087 |
| 4 | 11,444 | 5,813 | 5,631 | 9,087 | 4,616 | 4,471 | 2,357 | 1,197 | 1,160 |
| 0 - 4 | 54,352 | 27,381 | 26,971 | 43,026 | 21,747 | 21,279 | 11,326 | 5,634 | 5,692 |
| 5 | 11,579 | 5,865 | 5,714 | 9,267 | 4,719 | 4,548 | 2,312 | 1,146 | 1,166 |
| 6 | 11,865 | 5,944 | 5,921 | 9,467 | 4,785 | 4,682 | 2,398 | 1,159 | 1,239 |
| 7 | 11,691 | 5,876 | 5,815 | 9,151 | 4,619 | 4,532 | 2,540 | 1,257 | 1,283 |
| 8 | 10,828 | 5,282 | 5,546 | 8,549 | 4,175 | 4,374 | 2,279 | 1,107 | 1,172 |
| 9 | 10,449 | 5,190 | 5,259 | 8,236 | 4,142 | 4,094 | 2,213 | 1,048 | 1,165 |
| 5 - 9 | 56,412 | 28,157 | 28,255 | 44,670 | 22,440 | 22,230 | 11,742 | 5,717 | 6,025 |
| 10 | 11,128 | 5,637 | 5,491 | 8,749 | 4,488 | 4,261 | 2,379 | 1,149 | 1,230 |
| 11 | 8,788 | 4,375 | 4,413 | 6,678 | 3,323 | 3,355 | 2,110 | 1,052 | 1,058 |
| 12 | 12,990 | 6,613 | 6,377 | 10,087 | 5,191 | 4,896 | 2,903 | 1,422 | 1,481 |
| 13 | 9,201 | 4,624 | 4,577 | 7,067 | 3,587 | 3,480 | 2,134 | 1,037 | 1,097 |
| 14 | 9,625 | 4,834 | 4,791 | 7,298 | 3,749 | 3,549 | 2,327 | 1,085 | 1,242 |
| 10 - 14 | 51,732 | 26,083 | 25,649 | 39,879 | 20,338 | 19,541 | 11,853 | 5,745 | 6,108 |
| 15 | 8,385 | 4,249 | 4,136 | 6,333 | 3,300 | 3,033 | 2,052 | 949 | 1,103 |
| 16 | 7,824 | 3,945 | 3,879 | 5,692 | 2,976 | 2,716 | 2,132 | 969 | 1,163 |
| 17 | 7,805 | 3,989 | 3,816 | 5,671 | 2,955 | 2,716 | 2,134 | 1,034 | 1,100 |
| 18 | 8,907 | 4,399 | 4,508 | 6,541 | 3,234 | 3,307 | 2,366 | 1,165 | 1,201 |
| 19 | 6,762 | 3,275 | 3,487 | 4,879 | 2,386 | 2,493 | 1,883 | 889 | 994 |
| 15 - 19 | 39,683 | 19,857 | 19,826 | 29,116 | 14,851 | 14,265 | 10,567 | 5,006 | 5,561 |
| 20 | 9,522 | 4,408 | 5,114 | 6,973 | 3,241 | 3,732 | 2,549 | 1,167 | 1,382 |
| 21 | 5,702 | 2,742 | 2,960 | 4,113 | 1,978 | 2,135 | 1,589 | 764 | 825 |
| 22 | 8,118 | 3,742 | 4,376 | 5,860 | 2,687 | 3,173 | 2,258 | 1,055 | 1,203 |
| 23 | 5,595 | 2,563 | 3,032 | 3,899 | 1,814 | 2,085 | 1,696 | 749 | 947 |
| 24 | 6,140 | 2,733 | 3,407 | 4,352 | 1,959 | 2,393 | 1,788 | 774 | 1,014 |
| 20 - 24 | 35,077 | 16,188 | 18,889 | 25,197 | 11,679 | 13,518 | 9,880 | 4,509 | 5,371 |
| 25 | 7,713 | 3,683 | 4,030 | 5,591 | 2,700 | 2,891 | 2,122 | 983 | 1,139 |
| 26 | 5,987 | 2,698 | 3,289 | 4,276 | 1,948 | 2,328 | 1,711 | 750 | 961 |
| 27 | 5,538 | 2,567 | 2,971 | 3,838 | 1,833 | 2,005 | 1,700 | 734 | 966 |
| 28 | 7,889 | 3,697 | 4,192 | 5,674 | 2,645 | 3,029 | 2,215 | 1,052 | 1,163 |
| 29 | 5,130 | 2,272 | 2,858 | 3,661 | 1,633 | 2,028 | 1,469 | 639 | 830 |
| 25 - 29 | 32,257 | 14,917 | 17,340 | 23,040 | 10,759 | 12,281 | 9,217 | 4,158 | 5,059 |
| 30 | 10,370 | 4,913 | 5,457 | 7,608 | 3,591 | 4,017 | 2,762 | 1,322 | 1,440 |
| 31 | 3,887 | 1,837 | 2,050 | 2,845 | 1,350 | 1,495 | 1,042 | 487 | 555 |
| 32 | 7,677 | 3,855 | 3,822 | 5,560 | 2,798 | 2,762 | 2,117 | 1,057 | 1,060 |
| 33 | 4,748 | 2,417 | 2,331 | 3,442 | 1,752 | 1,690 | 1,306 | 665 | 641 |
| 34 | 4,447 | 2,285 | 2,162 | 3,209 | 1,657 | 1,552 | 1,238 | 628 | 610 |
| 30 - 34 | 31,129 | 15,307 | 15,822 | 22,664 | 11,148 | 11,516 | 8,465 | 4,159 | 4,306 |
| 35 | 7,721 | 4,018 | 3,703 | 5,818 | 3,052 | 2,766 | 1,903 | 966 | 937 |
| 36 | 4,620 | 2,347 | 2,273 | 3,430 | 1,764 | 1,666 | 1,190 | 583 | 607 |
| 37 | 4,364 | 2,361 | 2,003 | 3,140 | 1,719 | 1,421 | 1,224 | 642 | 582 |
| 38 | 5,526 | 2,851 | 2,675 | 4,194 | 2,164 | 2,030 | 1,332 | 687 | 645 |
| 39 | 3,592 | 1,832 | 1,760 | 2,693 | 1,369 | 1,324 | 899 | 463 | 436 |
| 35 - 39 | 25,823 | 13,409 | 12,414 | 19,275 | 10,068 | 9,207 | 6,548 | 3,341 | 3,207 |

Table 5.3: Kilombero District Council: Total Population by Age in Single Years, Five Year Age Groups, Sex and Rural-Urban

| Age | Total | | | Rural | | | Urban | | |
|----------------|---------------|---------------|--------------|---------------|--------------|--------------|--------------|--------------|--------------|
| | Both Sexes | Male | Female | Both Sexes | Male | Female | Both Sexes | Male | Female |
| 40 | 7,531 | 3,912 | 3,619 | 5,765 | 2,980 | 2,785 | 1,766 | 932 | 834 |
| 41 | 2,148 | 1,110 | 1,038 | 1,671 | 863 | 808 | 477 | 247 | 230 |
| 42 | 4,742 | 2,526 | 2,216 | 3,603 | 1,933 | 1,670 | 1,139 | 593 | 546 |
| 43 | 2,624 | 1,320 | 1,304 | 1,963 | 1,014 | 949 | 661 | 306 | 355 |
| 44 | 2,735 | 1,483 | 1,252 | 2,097 | 1,165 | 932 | 638 | 318 | 320 |
| 40 - 44 | 19,780 | 10,351 | 9,429 | 15,099 | 7,955 | 7,144 | 4,681 | 2,396 | 2,285 |
| 45 | 4,638 | 2,459 | 2,179 | 3,521 | 1,880 | 1,641 | 1,117 | 579 | 538 |
| 46 | 2,529 | 1,328 | 1,201 | 1,972 | 1,046 | 926 | 557 | 282 | 275 |
| 47 | 2,331 | 1,189 | 1,142 | 1,709 | 890 | 819 | 622 | 299 | 323 |
| 48 | 3,306 | 1,722 | 1,584 | 2,562 | 1,364 | 1,198 | 744 | 358 | 386 |
| 49 | 1,990 | 973 | 1,017 | 1,542 | 760 | 782 | 448 | 213 | 235 |
| 45 - 49 | 14,794 | 7,671 | 7,123 | 11,306 | 5,940 | 5,366 | 3,488 | 1,731 | 1,757 |
| 50 | 4,660 | 2,182 | 2,478 | 3,613 | 1,731 | 1,882 | 1,047 | 451 | 596 |
| 51 | 1,655 | 891 | 764 | 1,317 | 714 | 603 | 338 | 177 | 161 |
| 52 | 2,684 | 1,462 | 1,222 | 2,053 | 1,134 | 919 | 631 | 328 | 303 |
| 53 | 1,542 | 803 | 739 | 1,131 | 596 | 535 | 411 | 207 | 204 |
| 54 | 1,906 | 974 | 932 | 1,428 | 756 | 672 | 478 | 218 | 260 |
| 50 - 54 | 12,447 | 6,312 | 6,135 | 9,542 | 4,931 | 4,611 | 2,905 | 1,381 | 1,524 |
| 55 | 2,447 | 1,220 | 1,227 | 1,877 | 950 | 927 | 570 | 270 | 300 |
| 56 | 1,772 | 935 | 837 | 1,374 | 744 | 630 | 398 | 191 | 207 |
| 57 | 1,372 | 726 | 646 | 1,053 | 556 | 497 | 319 | 170 | 149 |
| 58 | 2,078 | 1,039 | 1,039 | 1,621 | 832 | 789 | 457 | 207 | 250 |
| 59 | 1,062 | 549 | 513 | 805 | 431 | 374 | 257 | 118 | 139 |
| 55 - 59 | 8,731 | 4,469 | 4,262 | 6,730 | 3,513 | 3,217 | 2,001 | 956 | 1,045 |
| 60 | 3,614 | 1,697 | 1,917 | 2,743 | 1,338 | 1,405 | 871 | 359 | 512 |
| 61 | 902 | 529 | 373 | 717 | 431 | 286 | 185 | 98 | 87 |
| 62 | 1,805 | 932 | 873 | 1,395 | 737 | 658 | 410 | 195 | 215 |
| 63 | 1,014 | 546 | 468 | 773 | 426 | 347 | 241 | 120 | 121 |
| 64 | 1,086 | 615 | 471 | 853 | 489 | 364 | 233 | 126 | 107 |
| 60 - 64 | 8,421 | 4,319 | 4,102 | 6,481 | 3,421 | 3,060 | 1,940 | 898 | 1,042 |
| 65 | 2,006 | 930 | 1,076 | 1,515 | 723 | 792 | 491 | 207 | 284 |
| 66 | 679 | 368 | 311 | 507 | 289 | 218 | 172 | 79 | 93 |
| 67 | 1,055 | 578 | 477 | 836 | 476 | 360 | 219 | 102 | 117 |
| 68 | 1,096 | 506 | 590 | 869 | 416 | 453 | 227 | 90 | 137 |
| 69 | 564 | 279 | 285 | 434 | 218 | 216 | 130 | 61 | 69 |
| 65 - 69 | 5,400 | 2,661 | 2,739 | 4,161 | 2,122 | 2,039 | 1,239 | 539 | 700 |
| 70 | 2,751 | 1,249 | 1,502 | 2,100 | 1,001 | 1,099 | 651 | 248 | 403 |
| 71 | 417 | 225 | 192 | 336 | 186 | 150 | 81 | 39 | 42 |
| 72 | 964 | 536 | 428 | 771 | 436 | 335 | 193 | 100 | 93 |
| 73 | 519 | 279 | 240 | 384 | 217 | 167 | 135 | 62 | 73 |
| 74 | 417 | 252 | 165 | 314 | 194 | 120 | 103 | 58 | 45 |
| 70 - 74 | 5,068 | 2,541 | 2,527 | 3,905 | 2,034 | 1,871 | 1,163 | 507 | 656 |
| 75 | 1,133 | 536 | 597 | 872 | 433 | 439 | 261 | 103 | 158 |
| 76 | 501 | 255 | 246 | 379 | 201 | 178 | 122 | 54 | 68 |
| 77 | 371 | 219 | 152 | 276 | 173 | 103 | 95 | 46 | 49 |
| 78 | 598 | 292 | 306 | 473 | 234 | 239 | 125 | 58 | 67 |
| 79 | 373 | 212 | 161 | 291 | 177 | 114 | 82 | 35 | 47 |
| 75 - 79 | 2,976 | 1,514 | 1,462 | 2,291 | 1,218 | 1,073 | 685 | 296 | 389 |
| 80+ | 3,798 | 1,652 | 2,146 | 3,044 | 1,376 | 1,668 | 754 | 276 | 478 |

Table 5.4: Ulanga District Council: Total Population by Age in Single Years, Five Year Age Groups, Sex and Rural-Urban

| Age | Total | | | Rural | | | Urban | | |
|----------------|----------------|----------------|----------------|----------------|----------------|----------------|---------------|---------------|---------------|
| | Both Sexes | Male | Female | Both Sexes | Male | Female | Both Sexes | Male | Female |
| Total | 265,203 | 131,562 | 133,641 | 231,295 | 115,340 | 115,955 | 33,908 | 16,222 | 17,686 |
| 0 | 7,619 | 3,785 | 3,834 | 6,825 | 3,407 | 3,418 | 794 | 378 | 416 |
| 1 | 7,555 | 3,810 | 3,745 | 6,773 | 3,419 | 3,354 | 782 | 391 | 391 |
| 2 | 8,431 | 4,146 | 4,285 | 7,535 | 3,740 | 3,795 | 896 | 406 | 490 |
| 3 | 8,319 | 4,107 | 4,212 | 7,498 | 3,677 | 3,821 | 821 | 430 | 391 |
| 4 | 8,443 | 4,130 | 4,313 | 7,543 | 3,693 | 3,850 | 900 | 437 | 463 |
| 0 - 4 | 40,367 | 19,978 | 20,389 | 36,174 | 17,936 | 18,238 | 4,193 | 2,042 | 2,151 |
| 5 | 8,213 | 4,140 | 4,073 | 7,361 | 3,713 | 3,648 | 852 | 427 | 425 |
| 6 | 8,509 | 4,332 | 4,177 | 7,626 | 3,892 | 3,734 | 883 | 440 | 443 |
| 7 | 8,207 | 4,059 | 4,148 | 7,337 | 3,604 | 3,733 | 870 | 455 | 415 |
| 8 | 7,681 | 3,761 | 3,920 | 6,798 | 3,336 | 3,462 | 883 | 425 | 458 |
| 9 | 6,920 | 3,453 | 3,467 | 6,116 | 3,069 | 3,047 | 804 | 384 | 420 |
| 5 - 9 | 39,530 | 19,745 | 19,785 | 35,238 | 17,614 | 17,624 | 4,292 | 2,131 | 2,161 |
| 10 | 7,884 | 4,047 | 3,837 | 7,023 | 3,611 | 3,412 | 861 | 436 | 425 |
| 11 | 5,875 | 2,881 | 2,994 | 5,116 | 2,514 | 2,602 | 759 | 367 | 392 |
| 12 | 8,900 | 4,683 | 4,217 | 7,792 | 4,114 | 3,678 | 1,108 | 569 | 539 |
| 13 | 5,896 | 2,961 | 2,935 | 5,160 | 2,638 | 2,522 | 736 | 323 | 413 |
| 14 | 6,447 | 3,172 | 3,275 | 5,503 | 2,777 | 2,726 | 944 | 395 | 549 |
| 10 - 14 | 35,002 | 17,744 | 17,258 | 30,594 | 15,654 | 14,940 | 4,408 | 2,090 | 2,318 |
| 15 | 5,886 | 3,081 | 2,805 | 5,070 | 2,730 | 2,340 | 816 | 351 | 465 |
| 16 | 5,162 | 2,604 | 2,558 | 4,401 | 2,262 | 2,139 | 761 | 342 | 419 |
| 17 | 5,162 | 2,683 | 2,479 | 4,316 | 2,292 | 2,024 | 846 | 391 | 455 |
| 18 | 5,971 | 2,973 | 2,998 | 5,104 | 2,547 | 2,557 | 867 | 426 | 441 |
| 19 | 4,201 | 2,008 | 2,193 | 3,542 | 1,692 | 1,850 | 659 | 316 | 343 |
| 15 - 19 | 26,382 | 13,349 | 13,033 | 22,433 | 11,523 | 10,910 | 3,949 | 1,826 | 2,123 |
| 20 | 6,384 | 2,883 | 3,501 | 5,527 | 2,487 | 3,040 | 857 | 396 | 461 |
| 21 | 3,466 | 1,670 | 1,796 | 2,946 | 1,408 | 1,538 | 520 | 262 | 258 |
| 22 | 5,009 | 2,299 | 2,710 | 4,288 | 1,969 | 2,319 | 721 | 330 | 391 |
| 23 | 3,287 | 1,530 | 1,757 | 2,816 | 1,312 | 1,504 | 471 | 218 | 253 |
| 24 | 3,772 | 1,719 | 2,053 | 3,231 | 1,481 | 1,750 | 541 | 238 | 303 |
| 20 - 24 | 21,918 | 10,101 | 11,817 | 18,808 | 8,657 | 10,151 | 3,110 | 1,444 | 1,666 |
| 25 | 5,288 | 2,442 | 2,846 | 4,604 | 2,118 | 2,486 | 684 | 324 | 360 |
| 26 | 3,566 | 1,692 | 1,874 | 3,049 | 1,433 | 1,616 | 517 | 259 | 258 |
| 27 | 3,531 | 1,687 | 1,844 | 3,010 | 1,439 | 1,571 | 521 | 248 | 273 |
| 28 | 5,009 | 2,406 | 2,603 | 4,352 | 2,103 | 2,249 | 657 | 303 | 354 |
| 29 | 3,002 | 1,374 | 1,628 | 2,560 | 1,198 | 1,362 | 442 | 176 | 266 |
| 25 - 29 | 20,396 | 9,601 | 10,795 | 17,575 | 8,291 | 9,284 | 2,821 | 1,310 | 1,511 |
| 30 | 6,767 | 3,181 | 3,586 | 5,922 | 2,779 | 3,143 | 845 | 402 | 443 |
| 31 | 2,145 | 1,094 | 1,051 | 1,840 | 940 | 900 | 305 | 154 | 151 |
| 32 | 4,137 | 2,133 | 2,004 | 3,557 | 1,854 | 1,703 | 580 | 279 | 301 |
| 33 | 2,455 | 1,212 | 1,243 | 2,066 | 1,017 | 1,049 | 389 | 195 | 194 |
| 34 | 2,422 | 1,215 | 1,207 | 2,066 | 1,033 | 1,033 | 356 | 182 | 174 |
| 30 - 34 | 17,926 | 8,835 | 9,091 | 15,451 | 7,623 | 7,828 | 2,475 | 1,212 | 1,263 |
| 35 | 4,652 | 2,400 | 2,252 | 4,032 | 2,090 | 1,942 | 620 | 310 | 310 |
| 36 | 2,544 | 1,279 | 1,265 | 2,159 | 1,086 | 1,073 | 385 | 193 | 192 |
| 37 | 2,423 | 1,257 | 1,166 | 2,058 | 1,079 | 979 | 365 | 178 | 187 |
| 38 | 3,275 | 1,668 | 1,607 | 2,860 | 1,472 | 1,388 | 415 | 196 | 219 |
| 39 | 2,015 | 1,033 | 982 | 1,709 | 902 | 807 | 306 | 131 | 175 |
| 35 - 39 | 14,909 | 7,637 | 7,272 | 12,818 | 6,629 | 6,189 | 2,091 | 1,008 | 1,083 |

Table 5.4: Ulanga District Council: Total Population by Age in Single Years, Five Year Age Groups, Sex and Rural-Urban

| Age | Total | | | Rural | | | Urban | | |
|----------------|---------------|--------------|--------------|--------------|--------------|--------------|--------------|------------|------------|
| | Both Sexes | Male | Female | Both Sexes | Male | Female | Both Sexes | Male | Female |
| 40 | 4,618 | 2,293 | 2,325 | 4,046 | 2,019 | 2,027 | 572 | 274 | 298 |
| 41 | 1,215 | 646 | 569 | 1,037 | 546 | 491 | 178 | 100 | 78 |
| 42 | 2,750 | 1,581 | 1,169 | 2,315 | 1,343 | 972 | 435 | 238 | 197 |
| 43 | 1,440 | 742 | 698 | 1,215 | 628 | 587 | 225 | 114 | 111 |
| 44 | 1,547 | 842 | 705 | 1,325 | 730 | 595 | 222 | 112 | 110 |
| 40 - 44 | 11,570 | 6,104 | 5,466 | 9,938 | 5,266 | 4,672 | 1,632 | 838 | 794 |
| 45 | 3,019 | 1,644 | 1,375 | 2,625 | 1,437 | 1,188 | 394 | 207 | 187 |
| 46 | 1,450 | 746 | 704 | 1,249 | 640 | 609 | 201 | 106 | 95 |
| 47 | 1,312 | 687 | 625 | 1,124 | 593 | 531 | 188 | 94 | 94 |
| 48 | 2,044 | 1,095 | 949 | 1,734 | 926 | 808 | 310 | 169 | 141 |
| 49 | 1,200 | 600 | 600 | 1,052 | 529 | 523 | 148 | 71 | 77 |
| 45 - 49 | 9,025 | 4,772 | 4,253 | 7,784 | 4,125 | 3,659 | 1,241 | 647 | 594 |
| 50 | 3,169 | 1,459 | 1,710 | 2,794 | 1,309 | 1,485 | 375 | 150 | 225 |
| 51 | 980 | 540 | 440 | 839 | 470 | 369 | 141 | 70 | 71 |
| 52 | 1,523 | 834 | 689 | 1,305 | 721 | 584 | 218 | 113 | 105 |
| 53 | 817 | 429 | 388 | 675 | 360 | 315 | 142 | 69 | 73 |
| 54 | 1,046 | 556 | 490 | 866 | 464 | 402 | 180 | 92 | 88 |
| 50 - 54 | 7,535 | 3,818 | 3,717 | 6,479 | 3,324 | 3,155 | 1,056 | 494 | 562 |
| 55 | 1,500 | 749 | 751 | 1,317 | 660 | 657 | 183 | 89 | 94 |
| 56 | 995 | 504 | 491 | 852 | 438 | 414 | 143 | 66 | 77 |
| 57 | 724 | 359 | 365 | 635 | 310 | 325 | 89 | 49 | 40 |
| 58 | 1,193 | 598 | 595 | 1,038 | 517 | 521 | 155 | 81 | 74 |
| 59 | 600 | 290 | 310 | 520 | 250 | 270 | 80 | 40 | 40 |
| 55 - 59 | 5,012 | 2,500 | 2,512 | 4,362 | 2,175 | 2,187 | 650 | 325 | 325 |
| 60 | 2,607 | 1,121 | 1,486 | 2,317 | 993 | 1,324 | 290 | 128 | 162 |
| 61 | 553 | 306 | 247 | 476 | 270 | 206 | 77 | 36 | 41 |
| 62 | 965 | 492 | 473 | 849 | 439 | 410 | 116 | 53 | 63 |
| 63 | 566 | 286 | 280 | 488 | 248 | 240 | 78 | 38 | 40 |
| 64 | 543 | 307 | 236 | 473 | 270 | 203 | 70 | 37 | 33 |
| 60 - 64 | 5,234 | 2,512 | 2,722 | 4,603 | 2,220 | 2,383 | 631 | 292 | 339 |
| 65 | 1,355 | 596 | 759 | 1,194 | 537 | 657 | 161 | 59 | 102 |
| 66 | 367 | 189 | 178 | 306 | 163 | 143 | 61 | 26 | 35 |
| 67 | 579 | 276 | 303 | 502 | 237 | 265 | 77 | 39 | 38 |
| 68 | 703 | 288 | 415 | 611 | 252 | 359 | 92 | 36 | 56 |
| 69 | 304 | 148 | 156 | 261 | 130 | 131 | 43 | 18 | 25 |
| 65 - 69 | 3,308 | 1,497 | 1,811 | 2,874 | 1,319 | 1,555 | 434 | 178 | 256 |
| 70 | 1,774 | 736 | 1,038 | 1,548 | 657 | 891 | 226 | 79 | 147 |
| 71 | 259 | 123 | 136 | 220 | 108 | 112 | 39 | 15 | 24 |
| 72 | 567 | 290 | 277 | 498 | 263 | 235 | 69 | 27 | 42 |
| 73 | 249 | 137 | 112 | 206 | 115 | 91 | 43 | 22 | 21 |
| 74 | 233 | 147 | 86 | 203 | 133 | 70 | 30 | 14 | 16 |
| 70 - 74 | 3,082 | 1,433 | 1,649 | 2,675 | 1,276 | 1,399 | 407 | 157 | 250 |
| 75 | 753 | 367 | 386 | 655 | 314 | 341 | 98 | 53 | 45 |
| 76 | 298 | 162 | 136 | 262 | 145 | 117 | 36 | 17 | 19 |
| 77 | 224 | 124 | 100 | 199 | 110 | 89 | 25 | 14 | 11 |
| 78 | 391 | 181 | 210 | 351 | 165 | 186 | 40 | 16 | 24 |
| 79 | 252 | 145 | 107 | 221 | 129 | 92 | 31 | 16 | 15 |
| 75 - 79 | 1,918 | 979 | 939 | 1,688 | 863 | 825 | 230 | 116 | 114 |
| 80+ | 2,089 | 957 | 1,132 | 1,801 | 845 | 956 | 288 | 112 | 176 |

Table 5.5: Morogoro Municipal Council: Total Population by Age in Single Years, Five Year Age Groups, Sex and Rural-Urban

| Age | Total | | | Rural | | | Urban | | |
|----------------|----------------|----------------|----------------|---------------|--------------|--------------|----------------|----------------|----------------|
| | Both Sexes | Male | Female | Both Sexes | Male | Female | Both Sexes | Male | Female |
| Total | 315,866 | 151,700 | 164,166 | 10,026 | 4,843 | 5,183 | 305,840 | 146,857 | 158,983 |
| 0 | 8,516 | 4,200 | 4,316 | 233 | 119 | 114 | 8,283 | 4,081 | 4,202 |
| 1 | 6,996 | 3,572 | 3,424 | 228 | 117 | 111 | 6,768 | 3,455 | 3,313 |
| 2 | 7,397 | 3,679 | 3,718 | 270 | 132 | 138 | 7,127 | 3,547 | 3,580 |
| 3 | 7,464 | 3,679 | 3,785 | 265 | 141 | 124 | 7,199 | 3,538 | 3,661 |
| 4 | 7,449 | 3,690 | 3,759 | 276 | 147 | 129 | 7,173 | 3,543 | 3,630 |
| 0 - 4 | 37,822 | 18,820 | 19,002 | 1,272 | 656 | 616 | 36,550 | 18,164 | 18,386 |
| 5 | 7,335 | 3,683 | 3,652 | 264 | 129 | 135 | 7,071 | 3,554 | 3,517 |
| 6 | 7,573 | 3,809 | 3,764 | 285 | 151 | 134 | 7,288 | 3,658 | 3,630 |
| 7 | 7,289 | 3,600 | 3,689 | 291 | 144 | 147 | 6,998 | 3,456 | 3,542 |
| 8 | 6,532 | 3,204 | 3,328 | 243 | 105 | 138 | 6,289 | 3,099 | 3,190 |
| 9 | 6,492 | 3,115 | 3,377 | 239 | 115 | 124 | 6,253 | 3,000 | 3,253 |
| 5 - 9 | 35,221 | 17,411 | 17,810 | 1,322 | 644 | 678 | 33,899 | 16,767 | 17,132 |
| 10 | 6,899 | 3,426 | 3,473 | 234 | 114 | 120 | 6,665 | 3,312 | 3,353 |
| 11 | 5,670 | 2,693 | 2,977 | 240 | 108 | 132 | 5,430 | 2,585 | 2,845 |
| 12 | 8,398 | 3,995 | 4,403 | 271 | 146 | 125 | 8,127 | 3,849 | 4,278 |
| 13 | 6,618 | 3,149 | 3,469 | 211 | 101 | 110 | 6,407 | 3,048 | 3,359 |
| 14 | 6,792 | 3,141 | 3,651 | 217 | 120 | 97 | 6,575 | 3,021 | 3,554 |
| 10 - 14 | 34,377 | 16,404 | 17,973 | 1,173 | 589 | 584 | 33,204 | 15,815 | 17,389 |
| 15 | 6,688 | 2,968 | 3,720 | 196 | 95 | 101 | 6,492 | 2,873 | 3,619 |
| 16 | 7,432 | 3,263 | 4,169 | 237 | 109 | 128 | 7,195 | 3,154 | 4,041 |
| 17 | 7,754 | 3,453 | 4,301 | 242 | 128 | 114 | 7,512 | 3,325 | 4,187 |
| 18 | 8,691 | 3,994 | 4,697 | 264 | 134 | 130 | 8,427 | 3,860 | 4,567 |
| 19 | 7,054 | 3,120 | 3,934 | 185 | 84 | 101 | 6,869 | 3,036 | 3,833 |
| 15 - 19 | 37,619 | 16,798 | 20,821 | 1,124 | 550 | 574 | 36,495 | 16,248 | 20,247 |
| 20 | 9,533 | 4,254 | 5,279 | 273 | 117 | 156 | 9,260 | 4,137 | 5,123 |
| 21 | 6,152 | 2,878 | 3,274 | 146 | 63 | 83 | 6,006 | 2,815 | 3,191 |
| 22 | 8,304 | 3,654 | 4,650 | 231 | 102 | 129 | 8,073 | 3,552 | 4,521 |
| 23 | 6,371 | 2,934 | 3,437 | 163 | 75 | 88 | 6,208 | 2,859 | 3,349 |
| 24 | 6,604 | 3,039 | 3,565 | 149 | 59 | 90 | 6,455 | 2,980 | 3,475 |
| 20 - 24 | 36,964 | 16,759 | 20,205 | 962 | 416 | 546 | 36,002 | 16,343 | 19,659 |
| 25 | 7,514 | 3,524 | 3,990 | 209 | 94 | 115 | 7,305 | 3,430 | 3,875 |
| 26 | 6,116 | 2,713 | 3,403 | 132 | 63 | 69 | 5,984 | 2,650 | 3,334 |
| 27 | 5,797 | 2,628 | 3,169 | 121 | 60 | 61 | 5,676 | 2,568 | 3,108 |
| 28 | 7,674 | 3,515 | 4,159 | 186 | 90 | 96 | 7,488 | 3,425 | 4,063 |
| 29 | 4,772 | 2,081 | 2,691 | 106 | 44 | 62 | 4,666 | 2,037 | 2,629 |
| 25 - 29 | 31,873 | 14,461 | 17,412 | 754 | 351 | 403 | 31,119 | 14,110 | 17,009 |
| 30 | 8,721 | 4,151 | 4,570 | 260 | 115 | 145 | 8,461 | 4,036 | 4,425 |
| 31 | 3,323 | 1,586 | 1,737 | 98 | 49 | 49 | 3,225 | 1,537 | 1,688 |
| 32 | 6,656 | 3,185 | 3,471 | 149 | 73 | 76 | 6,507 | 3,112 | 3,395 |
| 33 | 4,068 | 2,003 | 2,065 | 121 | 54 | 67 | 3,947 | 1,949 | 1,998 |
| 34 | 3,862 | 1,952 | 1,910 | 110 | 45 | 65 | 3,752 | 1,907 | 1,845 |
| 30 - 34 | 26,630 | 12,877 | 13,753 | 738 | 336 | 402 | 25,892 | 12,541 | 13,351 |
| 35 | 6,068 | 3,131 | 2,937 | 211 | 115 | 96 | 5,857 | 3,016 | 2,841 |
| 36 | 3,681 | 1,771 | 1,910 | 99 | 47 | 52 | 3,582 | 1,724 | 1,858 |
| 37 | 3,488 | 1,733 | 1,755 | 91 | 40 | 51 | 3,397 | 1,693 | 1,704 |
| 38 | 4,200 | 2,039 | 2,161 | 128 | 61 | 67 | 4,072 | 1,978 | 2,094 |
| 39 | 2,748 | 1,327 | 1,421 | 89 | 43 | 46 | 2,659 | 1,284 | 1,375 |
| 35 - 39 | 20,185 | 10,001 | 10,184 | 618 | 306 | 312 | 19,567 | 9,695 | 9,872 |

Table 5.5: Morogoro Municipal Council: Total Population by Age in Single Years, Five Year Age Groups, Sex and Rural-Urban

| Age | Total | | | Rural | | | Urban | | |
|----------------|---------------|--------------|--------------|------------|------------|------------|---------------|--------------|--------------|
| | Both Sexes | Male | Female | Both Sexes | Male | Female | Both Sexes | Male | Female |
| 40 | 5,505 | 2,863 | 2,642 | 194 | 108 | 86 | 5,311 | 2,755 | 2,556 |
| 41 | 1,739 | 901 | 838 | 44 | 18 | 26 | 1,695 | 883 | 812 |
| 42 | 3,647 | 1,854 | 1,793 | 120 | 55 | 65 | 3,527 | 1,799 | 1,728 |
| 43 | 1,982 | 976 | 1,006 | 61 | 35 | 26 | 1,921 | 941 | 980 |
| 44 | 2,025 | 1,056 | 969 | 65 | 28 | 37 | 1,960 | 1,028 | 932 |
| 40 - 44 | 14,898 | 7,650 | 7,248 | 484 | 244 | 240 | 14,414 | 7,406 | 7,008 |
| 45 | 3,516 | 1,854 | 1,662 | 133 | 71 | 62 | 3,383 | 1,783 | 1,600 |
| 46 | 1,884 | 947 | 937 | 70 | 37 | 33 | 1,814 | 910 | 904 |
| 47 | 1,781 | 884 | 897 | 62 | 25 | 37 | 1,719 | 859 | 860 |
| 48 | 2,326 | 1,192 | 1,134 | 80 | 42 | 38 | 2,246 | 1,150 | 1,096 |
| 49 | 1,549 | 781 | 768 | 41 | 19 | 22 | 1,508 | 762 | 746 |
| 45 - 49 | 11,056 | 5,658 | 5,398 | 386 | 194 | 192 | 10,670 | 5,464 | 5,206 |
| 50 | 3,329 | 1,632 | 1,697 | 116 | 55 | 61 | 3,213 | 1,577 | 1,636 |
| 51 | 1,163 | 605 | 558 | 56 | 25 | 31 | 1,107 | 580 | 527 |
| 52 | 1,959 | 1,060 | 899 | 87 | 41 | 46 | 1,872 | 1,019 | 853 |
| 53 | 1,149 | 581 | 568 | 31 | 16 | 15 | 1,118 | 565 | 553 |
| 54 | 1,406 | 770 | 636 | 54 | 23 | 31 | 1,352 | 747 | 605 |
| 50 - 54 | 9,006 | 4,648 | 4,358 | 344 | 160 | 184 | 8,662 | 4,488 | 4,174 |
| 55 | 1,624 | 838 | 786 | 62 | 30 | 32 | 1,562 | 808 | 754 |
| 56 | 1,155 | 609 | 546 | 38 | 17 | 21 | 1,117 | 592 | 525 |
| 57 | 956 | 537 | 419 | 34 | 19 | 15 | 922 | 518 | 404 |
| 58 | 1,375 | 725 | 650 | 52 | 25 | 27 | 1,323 | 700 | 623 |
| 59 | 841 | 450 | 391 | 26 | 15 | 11 | 815 | 435 | 380 |
| 55 - 59 | 5,951 | 3,159 | 2,792 | 212 | 106 | 106 | 5,739 | 3,053 | 2,686 |
| 60 | 2,263 | 1,104 | 1,159 | 85 | 45 | 40 | 2,178 | 1,059 | 1,119 |
| 61 | 591 | 311 | 280 | 21 | 10 | 11 | 570 | 301 | 269 |
| 62 | 1,160 | 625 | 535 | 55 | 32 | 23 | 1,105 | 593 | 512 |
| 63 | 679 | 382 | 297 | 24 | 9 | 15 | 655 | 373 | 282 |
| 64 | 673 | 367 | 306 | 21 | 9 | 12 | 652 | 358 | 294 |
| 60 - 64 | 5,366 | 2,789 | 2,577 | 206 | 105 | 101 | 5,160 | 2,684 | 2,476 |
| 65 | 1,103 | 553 | 550 | 34 | 15 | 19 | 1,069 | 538 | 531 |
| 66 | 434 | 231 | 203 | 38 | 17 | 21 | 396 | 214 | 182 |
| 67 | 553 | 320 | 233 | 21 | 13 | 8 | 532 | 307 | 225 |
| 68 | 560 | 271 | 289 | 26 | 8 | 18 | 534 | 263 | 271 |
| 69 | 321 | 175 | 146 | 11 | 3 | 8 | 310 | 172 | 138 |
| 65 - 69 | 2,971 | 1,550 | 1,421 | 130 | 56 | 74 | 2,841 | 1,494 | 1,347 |
| 70 | 1,321 | 586 | 735 | 48 | 18 | 30 | 1,273 | 568 | 705 |
| 71 | 201 | 102 | 99 | 16 | 7 | 9 | 185 | 95 | 90 |
| 72 | 489 | 272 | 217 | 21 | 11 | 10 | 468 | 261 | 207 |
| 73 | 252 | 141 | 111 | 14 | 7 | 7 | 238 | 134 | 104 |
| 74 | 229 | 127 | 102 | 15 | 4 | 11 | 214 | 123 | 91 |
| 70 - 74 | 2,492 | 1,228 | 1,264 | 114 | 47 | 67 | 2,378 | 1,181 | 1,197 |
| 75 | 527 | 246 | 281 | 31 | 17 | 14 | 496 | 229 | 267 |
| 76 | 260 | 140 | 120 | 14 | 5 | 9 | 246 | 135 | 111 |
| 77 | 182 | 86 | 96 | 13 | 8 | 5 | 169 | 78 | 91 |
| 78 | 272 | 110 | 162 | 22 | 10 | 12 | 250 | 100 | 150 |
| 79 | 173 | 82 | 91 | 4 | 2 | 2 | 169 | 80 | 89 |
| 75 - 79 | 1,414 | 664 | 750 | 84 | 42 | 42 | 1,330 | 622 | 708 |
| 80+ | 2,021 | 823 | 1,198 | 103 | 41 | 62 | 1,918 | 782 | 1,136 |

Table 5.6: Mvomero District Council: Total Population by Age in Single Years, Five Year Age Groups, Sex and Rural-Urban

| Age | Total | | | Rural | | | Urban | | |
|----------------|----------------|----------------|----------------|----------------|----------------|----------------|---------------|---------------|---------------|
| | Both Sexes | Male | Female | Both Sexes | Male | Female | Both Sexes | Male | Female |
| Total | 312,109 | 154,843 | 157,266 | 276,447 | 136,981 | 139,466 | 35,662 | 17,862 | 17,800 |
| 0 | 9,818 | 4,870 | 4,948 | 8,811 | 4,351 | 4,460 | 1,007 | 519 | 488 |
| 1 | 8,742 | 4,273 | 4,469 | 7,935 | 3,883 | 4,052 | 807 | 390 | 417 |
| 2 | 10,022 | 5,079 | 4,943 | 9,136 | 4,623 | 4,513 | 886 | 456 | 430 |
| 3 | 9,648 | 4,852 | 4,796 | 8,728 | 4,385 | 4,343 | 920 | 467 | 453 |
| 4 | 9,947 | 4,881 | 5,066 | 9,028 | 4,462 | 4,566 | 919 | 419 | 500 |
| 0 - 4 | 48,177 | 23,955 | 24,222 | 43,638 | 21,704 | 21,934 | 4,539 | 2,251 | 2,288 |
| 5 | 10,003 | 5,101 | 4,902 | 9,038 | 4,615 | 4,423 | 965 | 486 | 479 |
| 6 | 9,941 | 4,964 | 4,977 | 8,931 | 4,436 | 4,495 | 1,010 | 528 | 482 |
| 7 | 9,893 | 5,005 | 4,888 | 8,980 | 4,554 | 4,426 | 913 | 451 | 462 |
| 8 | 8,361 | 4,212 | 4,149 | 7,563 | 3,814 | 3,749 | 798 | 398 | 400 |
| 9 | 7,879 | 3,917 | 3,962 | 7,088 | 3,525 | 3,563 | 791 | 392 | 399 |
| 5 - 9 | 46,077 | 23,199 | 22,878 | 41,600 | 20,944 | 20,656 | 4,477 | 2,255 | 2,222 |
| 10 | 9,170 | 4,628 | 4,542 | 8,295 | 4,191 | 4,104 | 875 | 437 | 438 |
| 11 | 6,587 | 3,263 | 3,324 | 5,909 | 2,929 | 2,980 | 678 | 334 | 344 |
| 12 | 9,857 | 5,003 | 4,854 | 8,828 | 4,500 | 4,328 | 1,029 | 503 | 526 |
| 13 | 7,032 | 3,511 | 3,521 | 6,255 | 3,157 | 3,098 | 777 | 354 | 423 |
| 14 | 6,927 | 3,547 | 3,380 | 6,135 | 3,175 | 2,960 | 792 | 372 | 420 |
| 10 - 14 | 39,573 | 19,952 | 19,621 | 35,422 | 17,952 | 17,470 | 4,151 | 2,000 | 2,151 |
| 15 | 6,286 | 3,400 | 2,886 | 5,526 | 3,027 | 2,499 | 760 | 373 | 387 |
| 16 | 5,504 | 2,890 | 2,614 | 4,759 | 2,516 | 2,243 | 745 | 374 | 371 |
| 17 | 5,552 | 2,907 | 2,645 | 4,799 | 2,528 | 2,271 | 753 | 379 | 374 |
| 18 | 6,668 | 3,296 | 3,372 | 5,817 | 2,870 | 2,947 | 851 | 426 | 425 |
| 19 | 4,794 | 2,266 | 2,528 | 4,063 | 1,914 | 2,149 | 731 | 352 | 379 |
| 15 - 19 | 28,804 | 14,759 | 14,045 | 24,964 | 12,855 | 12,109 | 3,840 | 1,904 | 1,936 |
| 20 | 7,389 | 3,310 | 4,079 | 6,360 | 2,828 | 3,532 | 1,029 | 482 | 547 |
| 21 | 4,221 | 1,984 | 2,237 | 3,565 | 1,642 | 1,923 | 656 | 342 | 314 |
| 22 | 6,202 | 2,770 | 3,432 | 5,250 | 2,306 | 2,944 | 952 | 464 | 488 |
| 23 | 4,008 | 1,897 | 2,111 | 3,374 | 1,576 | 1,798 | 634 | 321 | 313 |
| 24 | 4,319 | 2,005 | 2,314 | 3,696 | 1,695 | 2,001 | 623 | 310 | 313 |
| 20 - 24 | 26,139 | 11,966 | 14,173 | 22,245 | 10,047 | 12,198 | 3,894 | 1,919 | 1,975 |
| 25 | 6,273 | 2,945 | 3,328 | 5,453 | 2,513 | 2,940 | 820 | 432 | 388 |
| 26 | 4,055 | 1,858 | 2,197 | 3,466 | 1,582 | 1,884 | 589 | 276 | 313 |
| 27 | 3,896 | 1,860 | 2,036 | 3,348 | 1,580 | 1,768 | 548 | 280 | 268 |
| 28 | 5,223 | 2,488 | 2,735 | 4,516 | 2,111 | 2,405 | 707 | 377 | 330 |
| 29 | 3,128 | 1,478 | 1,650 | 2,693 | 1,292 | 1,401 | 435 | 186 | 249 |
| 25 - 29 | 22,575 | 10,629 | 11,946 | 19,476 | 9,078 | 10,398 | 3,099 | 1,551 | 1,548 |
| 30 | 7,862 | 3,704 | 4,158 | 6,986 | 3,279 | 3,707 | 876 | 425 | 451 |
| 31 | 2,452 | 1,202 | 1,250 | 2,130 | 1,033 | 1,097 | 322 | 169 | 153 |
| 32 | 4,890 | 2,408 | 2,482 | 4,246 | 2,067 | 2,179 | 644 | 341 | 303 |
| 33 | 2,924 | 1,448 | 1,476 | 2,505 | 1,240 | 1,265 | 419 | 208 | 211 |
| 34 | 2,775 | 1,314 | 1,461 | 2,343 | 1,101 | 1,242 | 432 | 213 | 219 |
| 30 - 34 | 20,903 | 10,076 | 10,827 | 18,210 | 8,720 | 9,490 | 2,693 | 1,356 | 1,337 |
| 35 | 5,840 | 3,009 | 2,831 | 5,191 | 2,658 | 2,533 | 649 | 351 | 298 |
| 36 | 3,022 | 1,484 | 1,538 | 2,622 | 1,271 | 1,351 | 400 | 213 | 187 |
| 37 | 2,833 | 1,390 | 1,443 | 2,487 | 1,222 | 1,265 | 346 | 168 | 178 |
| 38 | 3,707 | 1,812 | 1,895 | 3,249 | 1,595 | 1,654 | 458 | 217 | 241 |
| 39 | 2,305 | 1,170 | 1,135 | 1,985 | 1,007 | 978 | 320 | 163 | 157 |
| 35 - 39 | 17,707 | 8,865 | 8,842 | 15,534 | 7,753 | 7,781 | 2,173 | 1,112 | 1,061 |

Table 5.6: Mvomero District Council: Total Population by Age in Single Years, Five Year Age Groups, Sex and Rural-Urban

| Age | Total | | | Rural | | | Urban | | |
|----------------|---------------|--------------|--------------|---------------|--------------|--------------|--------------|------------|------------|
| | Both Sexes | Male | Female | Both Sexes | Male | Female | Both Sexes | Male | Female |
| 40 | 5,802 | 3,014 | 2,788 | 5,163 | 2,676 | 2,487 | 639 | 338 | 301 |
| 41 | 1,496 | 774 | 722 | 1,328 | 686 | 642 | 168 | 88 | 80 |
| 42 | 3,364 | 1,743 | 1,621 | 2,928 | 1,518 | 1,410 | 436 | 225 | 211 |
| 43 | 1,795 | 878 | 917 | 1,539 | 746 | 793 | 256 | 132 | 124 |
| 44 | 1,874 | 941 | 933 | 1,650 | 831 | 819 | 224 | 110 | 114 |
| 40 - 44 | 14,331 | 7,350 | 6,981 | 12,608 | 6,457 | 6,151 | 1,723 | 893 | 830 |
| 45 | 3,601 | 1,805 | 1,796 | 3,205 | 1,593 | 1,612 | 396 | 212 | 184 |
| 46 | 1,931 | 1,020 | 911 | 1,741 | 922 | 819 | 190 | 98 | 92 |
| 47 | 1,570 | 820 | 750 | 1,355 | 701 | 654 | 215 | 119 | 96 |
| 48 | 2,371 | 1,208 | 1,163 | 2,086 | 1,056 | 1,030 | 285 | 152 | 133 |
| 49 | 1,496 | 787 | 709 | 1,291 | 679 | 612 | 205 | 108 | 97 |
| 45 - 49 | 10,969 | 5,640 | 5,329 | 9,678 | 4,951 | 4,727 | 1,291 | 689 | 602 |
| 50 | 3,865 | 1,910 | 1,955 | 3,496 | 1,719 | 1,777 | 369 | 191 | 178 |
| 51 | 1,319 | 700 | 619 | 1,142 | 608 | 534 | 177 | 92 | 85 |
| 52 | 2,186 | 1,167 | 1,019 | 1,917 | 1,014 | 903 | 269 | 153 | 116 |
| 53 | 1,060 | 540 | 520 | 905 | 456 | 449 | 155 | 84 | 71 |
| 54 | 1,408 | 733 | 675 | 1,241 | 644 | 597 | 167 | 89 | 78 |
| 50 - 54 | 9,838 | 5,050 | 4,788 | 8,701 | 4,441 | 4,260 | 1,137 | 609 | 528 |
| 55 | 2,069 | 1,018 | 1,051 | 1,846 | 905 | 941 | 223 | 113 | 110 |
| 56 | 1,232 | 622 | 610 | 1,091 | 547 | 544 | 141 | 75 | 66 |
| 57 | 990 | 516 | 474 | 871 | 458 | 413 | 119 | 58 | 61 |
| 58 | 1,429 | 743 | 686 | 1,257 | 644 | 613 | 172 | 99 | 73 |
| 59 | 857 | 429 | 428 | 745 | 366 | 379 | 112 | 63 | 49 |
| 55 - 59 | 6,577 | 3,328 | 3,249 | 5,810 | 2,920 | 2,890 | 767 | 408 | 359 |
| 60 | 3,006 | 1,434 | 1,572 | 2,753 | 1,315 | 1,438 | 253 | 119 | 134 |
| 61 | 664 | 372 | 292 | 579 | 323 | 256 | 85 | 49 | 36 |
| 62 | 1,337 | 695 | 642 | 1,216 | 632 | 584 | 121 | 63 | 58 |
| 63 | 704 | 387 | 317 | 641 | 351 | 290 | 63 | 36 | 27 |
| 64 | 757 | 408 | 349 | 677 | 370 | 307 | 80 | 38 | 42 |
| 60 - 64 | 6,468 | 3,296 | 3,172 | 5,866 | 2,991 | 2,875 | 602 | 305 | 297 |
| 65 | 1,650 | 795 | 855 | 1,506 | 724 | 782 | 144 | 71 | 73 |
| 66 | 538 | 262 | 276 | 499 | 246 | 253 | 39 | 16 | 23 |
| 67 | 688 | 356 | 332 | 618 | 319 | 299 | 70 | 37 | 33 |
| 68 | 816 | 360 | 456 | 742 | 326 | 416 | 74 | 34 | 40 |
| 69 | 377 | 170 | 207 | 339 | 146 | 193 | 38 | 24 | 14 |
| 65 - 69 | 4,069 | 1,943 | 2,126 | 3,704 | 1,761 | 1,943 | 365 | 182 | 183 |
| 70 | 2,271 | 1,097 | 1,174 | 2,081 | 1,013 | 1,068 | 190 | 84 | 106 |
| 71 | 341 | 166 | 175 | 316 | 157 | 159 | 25 | 9 | 16 |
| 72 | 765 | 401 | 364 | 686 | 360 | 326 | 79 | 41 | 38 |
| 73 | 357 | 198 | 159 | 314 | 173 | 141 | 43 | 25 | 18 |
| 74 | 342 | 176 | 166 | 311 | 162 | 149 | 31 | 14 | 17 |
| 70 - 74 | 4,076 | 2,038 | 2,038 | 3,708 | 1,865 | 1,843 | 368 | 173 | 195 |
| 75 | 951 | 479 | 472 | 863 | 426 | 437 | 88 | 53 | 35 |
| 76 | 397 | 209 | 188 | 348 | 184 | 164 | 49 | 25 | 24 |
| 77 | 298 | 161 | 137 | 264 | 144 | 120 | 34 | 17 | 17 |
| 78 | 448 | 235 | 213 | 405 | 212 | 193 | 43 | 23 | 20 |
| 79 | 319 | 169 | 150 | 280 | 151 | 129 | 39 | 18 | 21 |
| 75 - 79 | 2,413 | 1,253 | 1,160 | 2,160 | 1,117 | 1,043 | 253 | 136 | 117 |
| 80+ | 3,413 | 1,544 | 1,869 | 3,123 | 1,425 | 1,698 | 290 | 119 | 171 |

Table 5.7: Gairo District Council: Total Population by Age in Single Years, Five Year Age Groups, Sex and Rural-Urban

| Age | Total | | | Rural | | | Urban | | |
|----------------|----------------|---------------|---------------|----------------|---------------|---------------|---------------|---------------|---------------|
| | Both Sexes | Male | Female | Both Sexes | Male | Female | Both Sexes | Male | Female |
| Total | 193,011 | 93,206 | 99,805 | 170,063 | 82,136 | 87,927 | 22,948 | 11,070 | 11,878 |
| 0 | 7,474 | 3,621 | 3,853 | 6,759 | 3,274 | 3,485 | 715 | 347 | 368 |
| 1 | 6,336 | 3,188 | 3,148 | 5,693 | 2,858 | 2,835 | 643 | 330 | 313 |
| 2 | 7,148 | 3,648 | 3,500 | 6,434 | 3,285 | 3,149 | 714 | 363 | 351 |
| 3 | 7,120 | 3,462 | 3,658 | 6,468 | 3,140 | 3,328 | 652 | 322 | 330 |
| 4 | 7,325 | 3,550 | 3,775 | 6,680 | 3,236 | 3,444 | 645 | 314 | 331 |
| 0 - 4 | 35,403 | 17,469 | 17,934 | 32,034 | 15,793 | 16,241 | 3,369 | 1,676 | 1,693 |
| 5 | 7,461 | 3,758 | 3,703 | 6,736 | 3,408 | 3,328 | 725 | 350 | 375 |
| 6 | 7,155 | 3,580 | 3,575 | 6,373 | 3,183 | 3,190 | 782 | 397 | 385 |
| 7 | 6,793 | 3,323 | 3,470 | 6,069 | 2,946 | 3,123 | 724 | 377 | 347 |
| 8 | 6,330 | 3,131 | 3,199 | 5,703 | 2,802 | 2,901 | 627 | 329 | 298 |
| 9 | 5,772 | 2,814 | 2,958 | 5,181 | 2,526 | 2,655 | 591 | 288 | 303 |
| 5 - 9 | 33,511 | 16,606 | 16,905 | 30,062 | 14,865 | 15,197 | 3,449 | 1,741 | 1,708 |
| 10 | 6,354 | 3,094 | 3,260 | 5,682 | 2,770 | 2,912 | 672 | 324 | 348 |
| 11 | 4,540 | 2,242 | 2,298 | 4,054 | 2,013 | 2,041 | 486 | 229 | 257 |
| 12 | 6,796 | 3,364 | 3,432 | 6,005 | 2,978 | 3,027 | 791 | 386 | 405 |
| 13 | 4,495 | 2,169 | 2,326 | 3,937 | 1,905 | 2,032 | 558 | 264 | 294 |
| 14 | 4,870 | 2,453 | 2,417 | 4,279 | 2,166 | 2,113 | 591 | 287 | 304 |
| 10 - 14 | 27,055 | 13,322 | 13,733 | 23,957 | 11,832 | 12,125 | 3,098 | 1,490 | 1,608 |
| 15 | 4,219 | 2,192 | 2,027 | 3,707 | 1,915 | 1,792 | 512 | 277 | 235 |
| 16 | 3,992 | 2,015 | 1,977 | 3,479 | 1,792 | 1,687 | 513 | 223 | 290 |
| 17 | 3,509 | 1,783 | 1,726 | 3,023 | 1,541 | 1,482 | 486 | 242 | 244 |
| 18 | 4,513 | 2,103 | 2,410 | 3,959 | 1,831 | 2,128 | 554 | 272 | 282 |
| 19 | 3,290 | 1,532 | 1,758 | 2,862 | 1,336 | 1,526 | 428 | 196 | 232 |
| 15 - 19 | 19,523 | 9,625 | 9,898 | 17,030 | 8,415 | 8,615 | 2,493 | 1,210 | 1,283 |
| 20 | 4,211 | 1,801 | 2,410 | 3,666 | 1,559 | 2,107 | 545 | 242 | 303 |
| 21 | 2,731 | 1,284 | 1,447 | 2,378 | 1,139 | 1,239 | 353 | 145 | 208 |
| 22 | 3,636 | 1,683 | 1,953 | 3,114 | 1,433 | 1,681 | 522 | 250 | 272 |
| 23 | 2,087 | 988 | 1,099 | 1,788 | 846 | 942 | 299 | 142 | 157 |
| 24 | 2,544 | 1,160 | 1,384 | 2,196 | 1,030 | 1,166 | 348 | 130 | 218 |
| 20 - 24 | 15,209 | 6,916 | 8,293 | 13,142 | 6,007 | 7,135 | 2,067 | 909 | 1,158 |
| 25 | 3,451 | 1,574 | 1,877 | 2,942 | 1,344 | 1,598 | 509 | 230 | 279 |
| 26 | 2,314 | 1,055 | 1,259 | 1,958 | 894 | 1,064 | 356 | 161 | 195 |
| 27 | 2,360 | 1,129 | 1,231 | 2,025 | 978 | 1,047 | 335 | 151 | 184 |
| 28 | 2,838 | 1,306 | 1,532 | 2,380 | 1,084 | 1,296 | 458 | 222 | 236 |
| 29 | 1,860 | 825 | 1,035 | 1,611 | 709 | 902 | 249 | 116 | 133 |
| 25 - 29 | 12,823 | 5,889 | 6,934 | 10,916 | 5,009 | 5,907 | 1,907 | 880 | 1,027 |
| 30 | 4,070 | 1,871 | 2,199 | 3,544 | 1,604 | 1,940 | 526 | 267 | 259 |
| 31 | 1,395 | 641 | 754 | 1,188 | 539 | 649 | 207 | 102 | 105 |
| 32 | 2,751 | 1,286 | 1,465 | 2,320 | 1,094 | 1,226 | 431 | 192 | 239 |
| 33 | 1,686 | 820 | 866 | 1,426 | 692 | 734 | 260 | 128 | 132 |
| 34 | 1,509 | 730 | 779 | 1,284 | 618 | 666 | 225 | 112 | 113 |
| 30 - 34 | 11,411 | 5,348 | 6,063 | 9,762 | 4,547 | 5,215 | 1,649 | 801 | 848 |
| 35 | 2,769 | 1,341 | 1,428 | 2,371 | 1,141 | 1,230 | 398 | 200 | 198 |
| 36 | 1,634 | 753 | 881 | 1,398 | 651 | 747 | 236 | 102 | 134 |
| 37 | 1,455 | 684 | 771 | 1,236 | 578 | 658 | 219 | 106 | 113 |
| 38 | 2,276 | 1,029 | 1,247 | 1,979 | 878 | 1,101 | 297 | 151 | 146 |
| 39 | 1,294 | 558 | 736 | 1,134 | 484 | 650 | 160 | 74 | 86 |
| 35 - 39 | 9,428 | 4,365 | 5,063 | 8,118 | 3,732 | 4,386 | 1,310 | 633 | 677 |

Table 5.7: Gairo District Council: Total Population by Age in Single Years, Five Year Age Groups, Sex and Rural-Urban

| Age | Total | | | Rural | | | Urban | | |
|----------------|--------------|--------------|--------------|--------------|--------------|--------------|--------------|------------|------------|
| | Both Sexes | Male | Female | Both Sexes | Male | Female | Both Sexes | Male | Female |
| 40 | 2,945 | 1,390 | 1,555 | 2,530 | 1,167 | 1,363 | 415 | 223 | 192 |
| 41 | 886 | 432 | 454 | 769 | 368 | 401 | 117 | 64 | 53 |
| 42 | 1,746 | 897 | 849 | 1,500 | 776 | 724 | 246 | 121 | 125 |
| 43 | 849 | 416 | 433 | 724 | 351 | 373 | 125 | 65 | 60 |
| 44 | 1,074 | 535 | 539 | 929 | 460 | 469 | 145 | 75 | 70 |
| 40 - 44 | 7,500 | 3,670 | 3,830 | 6,452 | 3,122 | 3,330 | 1,048 | 548 | 500 |
| 45 | 1,674 | 830 | 844 | 1,487 | 732 | 755 | 187 | 98 | 89 |
| 46 | 978 | 455 | 523 | 840 | 388 | 452 | 138 | 67 | 71 |
| 47 | 831 | 394 | 437 | 691 | 330 | 361 | 140 | 64 | 76 |
| 48 | 1,164 | 560 | 604 | 1,028 | 495 | 533 | 136 | 65 | 71 |
| 49 | 713 | 347 | 366 | 631 | 303 | 328 | 82 | 44 | 38 |
| 45 - 49 | 5,360 | 2,586 | 2,774 | 4,677 | 2,248 | 2,429 | 683 | 338 | 345 |
| 50 | 1,829 | 795 | 1,034 | 1,608 | 708 | 900 | 221 | 87 | 134 |
| 51 | 565 | 301 | 264 | 489 | 253 | 236 | 76 | 48 | 28 |
| 52 | 907 | 468 | 439 | 788 | 407 | 381 | 119 | 61 | 58 |
| 53 | 456 | 217 | 239 | 400 | 195 | 205 | 56 | 22 | 34 |
| 54 | 605 | 317 | 288 | 539 | 282 | 257 | 66 | 35 | 31 |
| 50 - 54 | 4,362 | 2,098 | 2,264 | 3,824 | 1,845 | 1,979 | 538 | 253 | 285 |
| 55 | 893 | 409 | 484 | 815 | 371 | 444 | 78 | 38 | 40 |
| 56 | 537 | 256 | 281 | 471 | 228 | 243 | 66 | 28 | 38 |
| 57 | 401 | 188 | 213 | 347 | 166 | 181 | 54 | 22 | 32 |
| 58 | 654 | 297 | 357 | 577 | 256 | 321 | 77 | 41 | 36 |
| 59 | 328 | 149 | 179 | 291 | 137 | 154 | 37 | 12 | 25 |
| 55 - 59 | 2,813 | 1,299 | 1,514 | 2,501 | 1,158 | 1,343 | 312 | 141 | 171 |
| 60 | 1,378 | 585 | 793 | 1,214 | 517 | 697 | 164 | 68 | 96 |
| 61 | 261 | 117 | 144 | 222 | 100 | 122 | 39 | 17 | 22 |
| 62 | 559 | 264 | 295 | 484 | 234 | 250 | 75 | 30 | 45 |
| 63 | 276 | 131 | 145 | 246 | 114 | 132 | 30 | 17 | 13 |
| 64 | 301 | 165 | 136 | 257 | 143 | 114 | 44 | 22 | 22 |
| 60 - 64 | 2,775 | 1,262 | 1,513 | 2,423 | 1,108 | 1,315 | 352 | 154 | 198 |
| 65 | 697 | 304 | 393 | 625 | 276 | 349 | 72 | 28 | 44 |
| 66 | 238 | 118 | 120 | 210 | 107 | 103 | 28 | 11 | 17 |
| 67 | 317 | 169 | 148 | 284 | 154 | 130 | 33 | 15 | 18 |
| 68 | 409 | 174 | 235 | 362 | 152 | 210 | 47 | 22 | 25 |
| 69 | 181 | 88 | 93 | 156 | 75 | 81 | 25 | 13 | 12 |
| 65 - 69 | 1,842 | 853 | 989 | 1,637 | 764 | 873 | 205 | 89 | 116 |
| 70 | 969 | 415 | 554 | 871 | 375 | 496 | 98 | 40 | 58 |
| 71 | 126 | 68 | 58 | 109 | 60 | 49 | 17 | 8 | 9 |
| 72 | 351 | 185 | 166 | 304 | 167 | 137 | 47 | 18 | 29 |
| 73 | 163 | 75 | 88 | 143 | 65 | 78 | 20 | 10 | 10 |
| 74 | 180 | 96 | 84 | 160 | 88 | 72 | 20 | 8 | 12 |
| 70 - 74 | 1,789 | 839 | 950 | 1,587 | 755 | 832 | 202 | 84 | 118 |
| 75 | 329 | 158 | 171 | 295 | 138 | 157 | 34 | 20 | 14 |
| 76 | 166 | 87 | 79 | 137 | 74 | 63 | 29 | 13 | 16 |
| 77 | 151 | 98 | 53 | 134 | 86 | 48 | 17 | 12 | 5 |
| 78 | 207 | 108 | 99 | 192 | 100 | 92 | 15 | 8 | 7 |
| 79 | 91 | 43 | 48 | 76 | 38 | 38 | 15 | 5 | 10 |
| 75 - 79 | 944 | 494 | 450 | 834 | 436 | 398 | 110 | 58 | 52 |
| 80+ | 1,263 | 565 | 698 | 1,107 | 500 | 607 | 156 | 65 | 91 |

Table 6.0: Pwani Region: Total Population by Age in Single Years, Five Year Age Groups, Sex and Rural-Urban

| Age | Total | | | Rural | | | Urban | | |
|----------------|------------------|----------------|----------------|----------------|----------------|----------------|----------------|----------------|----------------|
| | Both Sexes | Male | Female | Both Sexes | Male | Female | Both Sexes | Male | Female |
| Total | 1,098,668 | 537,826 | 560,842 | 738,297 | 365,060 | 373,237 | 360,371 | 172,766 | 187,605 |
| 0 | 32,830 | 16,394 | 16,436 | 22,631 | 11,289 | 11,342 | 10,199 | 5,105 | 5,094 |
| 1 | 26,781 | 13,488 | 13,293 | 18,516 | 9,354 | 9,162 | 8,265 | 4,134 | 4,131 |
| 2 | 31,555 | 15,890 | 15,665 | 22,252 | 11,199 | 11,053 | 9,303 | 4,691 | 4,612 |
| 3 | 30,880 | 15,496 | 15,384 | 22,004 | 11,072 | 10,932 | 8,876 | 4,424 | 4,452 |
| 4 | 32,286 | 16,406 | 15,880 | 22,857 | 11,646 | 11,211 | 9,429 | 4,760 | 4,669 |
| 0 - 4 | 154,332 | 77,674 | 76,658 | 108,260 | 54,560 | 53,700 | 46,072 | 23,114 | 22,958 |
| 5 | 31,503 | 16,109 | 15,394 | 22,383 | 11,478 | 10,905 | 9,120 | 4,631 | 4,489 |
| 6 | 32,181 | 16,306 | 15,875 | 22,888 | 11,718 | 11,170 | 9,293 | 4,588 | 4,705 |
| 7 | 33,196 | 16,838 | 16,358 | 23,558 | 12,073 | 11,485 | 9,638 | 4,765 | 4,873 |
| 8 | 27,830 | 13,976 | 13,854 | 19,677 | 9,952 | 9,725 | 8,153 | 4,024 | 4,129 |
| 9 | 25,827 | 12,752 | 13,075 | 18,128 | 9,023 | 9,105 | 7,699 | 3,729 | 3,970 |
| 5 - 9 | 150,537 | 75,981 | 74,556 | 106,634 | 54,244 | 52,390 | 43,903 | 21,737 | 22,166 |
| 10 | 30,647 | 15,748 | 14,899 | 21,767 | 11,267 | 10,500 | 8,880 | 4,481 | 4,399 |
| 11 | 22,364 | 11,103 | 11,261 | 15,430 | 7,753 | 7,677 | 6,934 | 3,350 | 3,584 |
| 12 | 33,087 | 17,058 | 16,029 | 23,016 | 12,069 | 10,947 | 10,071 | 4,989 | 5,082 |
| 13 | 24,022 | 12,089 | 11,933 | 16,399 | 8,385 | 8,014 | 7,623 | 3,704 | 3,919 |
| 14 | 23,651 | 11,704 | 11,947 | 15,651 | 8,024 | 7,627 | 8,000 | 3,680 | 4,320 |
| 10 - 14 | 133,771 | 67,702 | 66,069 | 92,263 | 47,498 | 44,765 | 41,508 | 20,204 | 21,304 |
| 15 | 22,643 | 11,644 | 10,999 | 14,797 | 7,877 | 6,920 | 7,846 | 3,767 | 4,079 |
| 16 | 20,958 | 10,282 | 10,676 | 12,929 | 6,609 | 6,320 | 8,029 | 3,673 | 4,356 |
| 17 | 19,291 | 9,638 | 9,653 | 11,497 | 5,939 | 5,558 | 7,794 | 3,699 | 4,095 |
| 18 | 24,644 | 12,391 | 12,253 | 15,464 | 8,015 | 7,449 | 9,180 | 4,376 | 4,804 |
| 19 | 18,278 | 8,529 | 9,749 | 10,712 | 5,100 | 5,612 | 7,566 | 3,429 | 4,137 |
| 15 - 19 | 105,814 | 52,484 | 53,330 | 65,399 | 33,540 | 31,859 | 40,415 | 18,944 | 21,471 |
| 20 | 27,069 | 11,860 | 15,209 | 16,601 | 7,313 | 9,288 | 10,468 | 4,547 | 5,921 |
| 21 | 14,510 | 6,688 | 7,822 | 8,209 | 3,773 | 4,436 | 6,301 | 2,915 | 3,386 |
| 22 | 21,651 | 9,687 | 11,964 | 12,616 | 5,635 | 6,981 | 9,035 | 4,052 | 4,983 |
| 23 | 13,928 | 6,115 | 7,813 | 7,765 | 3,448 | 4,317 | 6,163 | 2,667 | 3,496 |
| 24 | 14,651 | 6,392 | 8,259 | 8,285 | 3,602 | 4,683 | 6,366 | 2,790 | 3,576 |
| 20 - 24 | 91,809 | 40,742 | 51,067 | 53,476 | 23,771 | 29,705 | 38,333 | 16,971 | 21,362 |
| 25 | 23,510 | 10,551 | 12,959 | 15,105 | 6,717 | 8,388 | 8,405 | 3,834 | 4,571 |
| 26 | 14,623 | 6,442 | 8,181 | 8,409 | 3,680 | 4,729 | 6,214 | 2,762 | 3,452 |
| 27 | 13,866 | 6,284 | 7,582 | 8,266 | 3,729 | 4,537 | 5,600 | 2,555 | 3,045 |
| 28 | 19,676 | 8,722 | 10,954 | 11,997 | 5,322 | 6,675 | 7,679 | 3,400 | 4,279 |
| 29 | 11,855 | 5,099 | 6,756 | 7,063 | 3,017 | 4,046 | 4,792 | 2,082 | 2,710 |
| 25 - 29 | 83,530 | 37,098 | 46,432 | 50,840 | 22,465 | 28,375 | 32,690 | 14,633 | 18,057 |
| 30 | 30,056 | 13,967 | 16,089 | 19,706 | 9,066 | 10,640 | 10,350 | 4,901 | 5,449 |
| 31 | 8,409 | 3,890 | 4,519 | 5,104 | 2,380 | 2,724 | 3,305 | 1,510 | 1,795 |
| 32 | 17,975 | 8,667 | 9,308 | 11,190 | 5,434 | 5,756 | 6,785 | 3,233 | 3,552 |
| 33 | 10,004 | 4,765 | 5,239 | 5,990 | 2,841 | 3,149 | 4,014 | 1,924 | 2,090 |
| 34 | 9,433 | 4,497 | 4,936 | 5,738 | 2,750 | 2,988 | 3,695 | 1,747 | 1,948 |
| 30 - 34 | 75,877 | 35,786 | 40,091 | 47,728 | 22,471 | 25,257 | 28,149 | 13,315 | 14,834 |
| 35 | 22,616 | 11,249 | 11,367 | 15,470 | 7,619 | 7,851 | 7,146 | 3,630 | 3,516 |
| 36 | 10,259 | 4,969 | 5,290 | 6,394 | 3,154 | 3,240 | 3,865 | 1,815 | 2,050 |
| 37 | 9,956 | 4,994 | 4,962 | 6,393 | 3,255 | 3,138 | 3,563 | 1,739 | 1,824 |
| 38 | 12,643 | 6,254 | 6,389 | 8,248 | 4,121 | 4,127 | 4,395 | 2,133 | 2,262 |
| 39 | 8,048 | 3,880 | 4,168 | 5,127 | 2,489 | 2,638 | 2,921 | 1,391 | 1,530 |
| 35 - 39 | 63,522 | 31,346 | 32,176 | 41,632 | 20,638 | 20,994 | 21,890 | 10,708 | 11,182 |

Table 6.0: Pwani Region: Total Population by Age in Single Years, Five Year Age Groups, Sex and Rural-Urban

| Age | Total | | | Rural | | | Urban | | |
|----------------|---------------|---------------|---------------|---------------|---------------|---------------|---------------|--------------|--------------|
| | Both Sexes | Male | Female | Both Sexes | Male | Female | Both Sexes | Male | Female |
| 40 | 22,762 | 11,601 | 11,161 | 15,888 | 8,080 | 7,808 | 6,874 | 3,521 | 3,353 |
| 41 | 4,951 | 2,552 | 2,399 | 3,255 | 1,729 | 1,526 | 1,696 | 823 | 873 |
| 42 | 11,448 | 6,001 | 5,447 | 7,634 | 4,041 | 3,593 | 3,814 | 1,960 | 1,854 |
| 43 | 5,809 | 2,922 | 2,887 | 3,753 | 1,933 | 1,820 | 2,056 | 989 | 1,067 |
| 44 | 5,909 | 3,040 | 2,869 | 3,851 | 2,003 | 1,848 | 2,058 | 1,037 | 1,021 |
| 40 - 44 | 50,879 | 26,116 | 24,763 | 34,381 | 17,786 | 16,595 | 16,498 | 8,330 | 8,168 |
| 45 | 14,590 | 7,583 | 7,007 | 10,435 | 5,378 | 5,057 | 4,155 | 2,205 | 1,950 |
| 46 | 5,852 | 3,039 | 2,813 | 3,925 | 2,038 | 1,887 | 1,927 | 1,001 | 926 |
| 47 | 5,206 | 2,658 | 2,548 | 3,444 | 1,773 | 1,671 | 1,762 | 885 | 877 |
| 48 | 7,967 | 4,094 | 3,873 | 5,460 | 2,864 | 2,596 | 2,507 | 1,230 | 1,277 |
| 49 | 4,888 | 2,497 | 2,391 | 3,326 | 1,717 | 1,609 | 1,562 | 780 | 782 |
| 45 - 49 | 38,503 | 19,871 | 18,632 | 26,590 | 13,770 | 12,820 | 11,913 | 6,101 | 5,812 |
| 50 | 15,225 | 7,302 | 7,923 | 11,148 | 5,345 | 5,803 | 4,077 | 1,957 | 2,120 |
| 51 | 4,390 | 2,362 | 2,028 | 3,010 | 1,640 | 1,370 | 1,380 | 722 | 658 |
| 52 | 6,885 | 3,691 | 3,194 | 4,763 | 2,543 | 2,220 | 2,122 | 1,148 | 974 |
| 53 | 3,499 | 1,832 | 1,667 | 2,324 | 1,221 | 1,103 | 1,175 | 611 | 564 |
| 54 | 4,217 | 2,328 | 1,889 | 2,777 | 1,524 | 1,253 | 1,440 | 804 | 636 |
| 50 - 54 | 34,216 | 17,515 | 16,701 | 24,022 | 12,273 | 11,749 | 10,194 | 5,242 | 4,952 |
| 55 | 7,690 | 3,847 | 3,843 | 5,593 | 2,723 | 2,870 | 2,097 | 1,124 | 973 |
| 56 | 3,861 | 2,020 | 1,841 | 2,562 | 1,337 | 1,225 | 1,299 | 683 | 616 |
| 57 | 3,048 | 1,648 | 1,400 | 2,056 | 1,100 | 956 | 992 | 548 | 444 |
| 58 | 5,057 | 2,573 | 2,484 | 3,561 | 1,836 | 1,725 | 1,496 | 737 | 759 |
| 59 | 2,506 | 1,276 | 1,230 | 1,674 | 860 | 814 | 832 | 416 | 416 |
| 55 - 59 | 22,162 | 11,364 | 10,798 | 15,446 | 7,856 | 7,590 | 6,716 | 3,508 | 3,208 |
| 60 | 13,561 | 6,135 | 7,426 | 10,306 | 4,675 | 5,631 | 3,255 | 1,460 | 1,795 |
| 61 | 2,306 | 1,255 | 1,051 | 1,621 | 891 | 730 | 685 | 364 | 321 |
| 62 | 4,772 | 2,457 | 2,315 | 3,449 | 1,748 | 1,701 | 1,323 | 709 | 614 |
| 63 | 2,542 | 1,283 | 1,259 | 1,831 | 914 | 917 | 711 | 369 | 342 |
| 64 | 2,482 | 1,361 | 1,121 | 1,754 | 949 | 805 | 728 | 412 | 316 |
| 60 - 64 | 25,663 | 12,491 | 13,172 | 18,961 | 9,177 | 9,784 | 6,702 | 3,314 | 3,388 |
| 65 | 7,352 | 3,362 | 3,990 | 5,708 | 2,634 | 3,074 | 1,644 | 728 | 916 |
| 66 | 1,766 | 943 | 823 | 1,279 | 701 | 578 | 487 | 242 | 245 |
| 67 | 2,824 | 1,425 | 1,399 | 2,083 | 1,045 | 1,038 | 741 | 380 | 361 |
| 68 | 3,438 | 1,540 | 1,898 | 2,615 | 1,182 | 1,433 | 823 | 358 | 465 |
| 69 | 1,422 | 689 | 733 | 1,035 | 494 | 541 | 387 | 195 | 192 |
| 65 - 69 | 16,802 | 7,959 | 8,843 | 12,720 | 6,056 | 6,664 | 4,082 | 1,903 | 2,179 |
| 70 | 11,382 | 5,282 | 6,100 | 8,885 | 4,238 | 4,647 | 2,497 | 1,044 | 1,453 |
| 71 | 1,137 | 584 | 553 | 894 | 467 | 427 | 243 | 117 | 126 |
| 72 | 3,148 | 1,556 | 1,592 | 2,395 | 1,218 | 1,177 | 753 | 338 | 415 |
| 73 | 1,363 | 758 | 605 | 1,031 | 582 | 449 | 332 | 176 | 156 |
| 74 | 1,468 | 732 | 736 | 1,115 | 568 | 547 | 353 | 164 | 189 |
| 70 - 74 | 18,498 | 8,912 | 9,586 | 14,320 | 7,073 | 7,247 | 4,178 | 1,839 | 2,339 |
| 75 | 4,847 | 2,322 | 2,525 | 3,861 | 1,878 | 1,983 | 986 | 444 | 542 |
| 76 | 1,500 | 746 | 754 | 1,146 | 588 | 558 | 354 | 158 | 196 |
| 77 | 1,120 | 645 | 475 | 873 | 517 | 356 | 247 | 128 | 119 |
| 78 | 2,115 | 964 | 1,151 | 1,641 | 769 | 872 | 474 | 195 | 279 |
| 79 | 1,209 | 643 | 566 | 922 | 488 | 434 | 287 | 155 | 132 |
| 75 - 79 | 10,791 | 5,320 | 5,471 | 8,443 | 4,240 | 4,203 | 2,348 | 1,080 | 1,268 |
| 80+ | 21,962 | 9,465 | 12,497 | 17,182 | 7,642 | 9,540 | 4,780 | 1,823 | 2,957 |

Table 6.1: Bagamoyo District Council: Total Population by Age in Single Years, Five Year Age Groups, Sex and Rural-Urban

| Age | Total | | | Rural | | | Urban | | |
|----------------|----------------|----------------|----------------|----------------|----------------|----------------|---------------|---------------|---------------|
| | Both Sexes | Male | Female | Both Sexes | Male | Female | Both Sexes | Male | Female |
| Total | 311,740 | 154,198 | 157,542 | 236,952 | 118,221 | 118,731 | 74,788 | 35,977 | 38,811 |
| 0 | 9,858 | 4,921 | 4,937 | 7,643 | 3,786 | 3,857 | 2,215 | 1,135 | 1,080 |
| 1 | 7,923 | 4,018 | 3,905 | 6,164 | 3,101 | 3,063 | 1,759 | 917 | 842 |
| 2 | 9,050 | 4,576 | 4,474 | 7,164 | 3,611 | 3,553 | 1,886 | 965 | 921 |
| 3 | 8,990 | 4,530 | 4,460 | 7,118 | 3,601 | 3,517 | 1,872 | 929 | 943 |
| 4 | 9,264 | 4,640 | 4,624 | 7,321 | 3,705 | 3,616 | 1,943 | 935 | 1,008 |
| 0 - 4 | 45,085 | 22,685 | 22,400 | 35,410 | 17,804 | 17,606 | 9,675 | 4,881 | 4,794 |
| 5 | 9,028 | 4,566 | 4,462 | 7,085 | 3,571 | 3,514 | 1,943 | 995 | 948 |
| 6 | 8,838 | 4,473 | 4,365 | 6,988 | 3,567 | 3,421 | 1,850 | 906 | 944 |
| 7 | 9,194 | 4,609 | 4,585 | 7,198 | 3,614 | 3,584 | 1,996 | 995 | 1,001 |
| 8 | 7,705 | 3,864 | 3,841 | 6,030 | 3,035 | 2,995 | 1,675 | 829 | 846 |
| 9 | 7,054 | 3,510 | 3,544 | 5,496 | 2,783 | 2,713 | 1,558 | 727 | 831 |
| 5 - 9 | 41,819 | 21,022 | 20,797 | 32,797 | 16,570 | 16,227 | 9,022 | 4,452 | 4,570 |
| 10 | 8,377 | 4,295 | 4,082 | 6,488 | 3,336 | 3,152 | 1,889 | 959 | 930 |
| 11 | 6,051 | 3,020 | 3,031 | 4,657 | 2,315 | 2,342 | 1,394 | 705 | 689 |
| 12 | 9,050 | 4,591 | 4,459 | 6,976 | 3,566 | 3,410 | 2,074 | 1,025 | 1,049 |
| 13 | 6,656 | 3,344 | 3,312 | 5,049 | 2,553 | 2,496 | 1,607 | 791 | 816 |
| 14 | 6,408 | 3,132 | 3,276 | 4,960 | 2,442 | 2,518 | 1,448 | 690 | 758 |
| 10 - 14 | 36,542 | 18,382 | 18,160 | 28,130 | 14,212 | 13,918 | 8,412 | 4,170 | 4,242 |
| 15 | 6,116 | 3,019 | 3,097 | 4,620 | 2,327 | 2,293 | 1,496 | 692 | 804 |
| 16 | 5,666 | 2,811 | 2,855 | 4,173 | 2,114 | 2,059 | 1,493 | 697 | 796 |
| 17 | 5,351 | 2,609 | 2,742 | 3,926 | 1,908 | 2,018 | 1,425 | 701 | 724 |
| 18 | 7,006 | 3,409 | 3,597 | 5,125 | 2,519 | 2,606 | 1,881 | 890 | 991 |
| 19 | 5,336 | 2,429 | 2,907 | 3,743 | 1,727 | 2,016 | 1,593 | 702 | 891 |
| 15 - 19 | 29,475 | 14,277 | 15,198 | 21,587 | 10,595 | 10,992 | 7,888 | 3,682 | 4,206 |
| 20 | 7,935 | 3,531 | 4,404 | 5,650 | 2,562 | 3,088 | 2,285 | 969 | 1,316 |
| 21 | 4,321 | 2,018 | 2,303 | 2,952 | 1,381 | 1,571 | 1,369 | 637 | 732 |
| 22 | 6,456 | 2,940 | 3,516 | 4,516 | 2,121 | 2,395 | 1,940 | 819 | 1,121 |
| 23 | 4,189 | 1,886 | 2,303 | 2,906 | 1,348 | 1,558 | 1,283 | 538 | 745 |
| 24 | 4,556 | 2,043 | 2,513 | 3,186 | 1,450 | 1,736 | 1,370 | 593 | 777 |
| 20 - 24 | 27,457 | 12,418 | 15,039 | 19,210 | 8,862 | 10,348 | 8,247 | 3,556 | 4,691 |
| 25 | 6,918 | 3,259 | 3,659 | 4,946 | 2,324 | 2,622 | 1,972 | 935 | 1,037 |
| 26 | 4,518 | 2,058 | 2,460 | 3,118 | 1,405 | 1,713 | 1,400 | 653 | 747 |
| 27 | 4,312 | 2,017 | 2,295 | 3,003 | 1,418 | 1,585 | 1,309 | 599 | 710 |
| 28 | 5,972 | 2,789 | 3,183 | 4,300 | 2,029 | 2,271 | 1,672 | 760 | 912 |
| 29 | 3,736 | 1,652 | 2,084 | 2,697 | 1,211 | 1,486 | 1,039 | 441 | 598 |
| 25 - 29 | 25,456 | 11,775 | 13,681 | 18,064 | 8,387 | 9,677 | 7,392 | 3,388 | 4,004 |
| 30 | 8,609 | 4,192 | 4,417 | 6,289 | 3,036 | 3,253 | 2,320 | 1,156 | 1,164 |
| 31 | 2,660 | 1,224 | 1,436 | 1,916 | 903 | 1,013 | 744 | 321 | 423 |
| 32 | 5,361 | 2,737 | 2,624 | 3,866 | 1,997 | 1,869 | 1,495 | 740 | 755 |
| 33 | 3,004 | 1,512 | 1,492 | 2,160 | 1,085 | 1,075 | 844 | 427 | 417 |
| 34 | 2,780 | 1,355 | 1,425 | 2,040 | 1,010 | 1,030 | 740 | 345 | 395 |
| 30 - 34 | 22,414 | 11,020 | 11,394 | 16,271 | 8,031 | 8,240 | 6,143 | 2,989 | 3,154 |
| 35 | 6,494 | 3,378 | 3,116 | 4,821 | 2,516 | 2,305 | 1,673 | 862 | 811 |
| 36 | 3,085 | 1,554 | 1,531 | 2,327 | 1,185 | 1,142 | 758 | 369 | 389 |
| 37 | 3,026 | 1,628 | 1,398 | 2,277 | 1,236 | 1,041 | 749 | 392 | 357 |
| 38 | 3,537 | 1,860 | 1,677 | 2,684 | 1,439 | 1,245 | 853 | 421 | 432 |
| 39 | 2,422 | 1,223 | 1,199 | 1,857 | 952 | 905 | 565 | 271 | 294 |
| 35 - 39 | 18,564 | 9,643 | 8,921 | 13,966 | 7,328 | 6,638 | 4,598 | 2,315 | 2,283 |

Table 6.1: Bagamoyo District Council: Total Population by Age in Single Years, Five Year Age Groups, Sex and Rural-Urban

| Age | Total | | | Rural | | | Urban | | |
|----------------|---------------|--------------|--------------|---------------|--------------|--------------|--------------|--------------|--------------|
| | Both Sexes | Male | Female | Both Sexes | Male | Female | Both Sexes | Male | Female |
| 40 | 6,285 | 3,314 | 2,971 | 4,852 | 2,560 | 2,292 | 1,433 | 754 | 679 |
| 41 | 1,504 | 795 | 709 | 1,179 | 647 | 532 | 325 | 148 | 177 |
| 42 | 3,346 | 1,771 | 1,575 | 2,582 | 1,402 | 1,180 | 764 | 369 | 395 |
| 43 | 1,680 | 861 | 819 | 1,309 | 666 | 643 | 371 | 195 | 176 |
| 44 | 1,765 | 934 | 831 | 1,411 | 751 | 660 | 354 | 183 | 171 |
| 40 - 44 | 14,580 | 7,675 | 6,905 | 11,333 | 6,026 | 5,307 | 3,247 | 1,649 | 1,598 |
| 45 | 3,908 | 2,086 | 1,822 | 3,009 | 1,606 | 1,403 | 899 | 480 | 419 |
| 46 | 1,769 | 957 | 812 | 1,386 | 761 | 625 | 383 | 196 | 187 |
| 47 | 1,569 | 792 | 777 | 1,218 | 639 | 579 | 351 | 153 | 198 |
| 48 | 2,354 | 1,236 | 1,118 | 1,849 | 989 | 860 | 505 | 247 | 258 |
| 49 | 1,498 | 793 | 705 | 1,190 | 634 | 556 | 308 | 159 | 149 |
| 45 - 49 | 11,098 | 5,864 | 5,234 | 8,652 | 4,629 | 4,023 | 2,446 | 1,235 | 1,211 |
| 50 | 3,899 | 1,926 | 1,973 | 3,049 | 1,512 | 1,537 | 850 | 414 | 436 |
| 51 | 1,299 | 712 | 587 | 1,040 | 585 | 455 | 259 | 127 | 132 |
| 52 | 1,837 | 1,029 | 808 | 1,495 | 847 | 648 | 342 | 182 | 160 |
| 53 | 1,058 | 567 | 491 | 826 | 446 | 380 | 232 | 121 | 111 |
| 54 | 1,166 | 630 | 536 | 909 | 508 | 401 | 257 | 122 | 135 |
| 50 - 54 | 9,259 | 4,864 | 4,395 | 7,319 | 3,898 | 3,421 | 1,940 | 966 | 974 |
| 55 | 2,022 | 1,020 | 1,002 | 1,597 | 787 | 810 | 425 | 233 | 192 |
| 56 | 1,089 | 588 | 501 | 829 | 455 | 374 | 260 | 133 | 127 |
| 57 | 909 | 478 | 431 | 708 | 379 | 329 | 201 | 99 | 102 |
| 58 | 1,475 | 791 | 684 | 1,181 | 627 | 554 | 294 | 164 | 130 |
| 59 | 719 | 371 | 348 | 563 | 288 | 275 | 156 | 83 | 73 |
| 55 - 59 | 6,214 | 3,248 | 2,966 | 4,878 | 2,536 | 2,342 | 1,336 | 712 | 624 |
| 60 | 3,392 | 1,525 | 1,867 | 2,722 | 1,227 | 1,495 | 670 | 298 | 372 |
| 61 | 682 | 374 | 308 | 537 | 304 | 233 | 145 | 70 | 75 |
| 62 | 1,512 | 781 | 731 | 1,222 | 626 | 596 | 290 | 155 | 135 |
| 63 | 744 | 377 | 367 | 600 | 300 | 300 | 144 | 77 | 67 |
| 64 | 800 | 438 | 362 | 650 | 362 | 288 | 150 | 76 | 74 |
| 60 - 64 | 7,130 | 3,495 | 3,635 | 5,731 | 2,819 | 2,912 | 1,399 | 676 | 723 |
| 65 | 1,911 | 881 | 1,030 | 1,546 | 710 | 836 | 365 | 171 | 194 |
| 66 | 542 | 296 | 246 | 451 | 250 | 201 | 91 | 46 | 45 |
| 67 | 806 | 395 | 411 | 641 | 312 | 329 | 165 | 83 | 82 |
| 68 | 929 | 422 | 507 | 772 | 370 | 402 | 157 | 52 | 105 |
| 69 | 383 | 189 | 194 | 309 | 149 | 160 | 74 | 40 | 34 |
| 65 - 69 | 4,571 | 2,183 | 2,388 | 3,719 | 1,791 | 1,928 | 852 | 392 | 460 |
| 70 | 2,670 | 1,222 | 1,448 | 2,182 | 1,007 | 1,175 | 488 | 215 | 273 |
| 71 | 303 | 167 | 136 | 253 | 144 | 109 | 50 | 23 | 27 |
| 72 | 822 | 411 | 411 | 683 | 347 | 336 | 139 | 64 | 75 |
| 73 | 360 | 204 | 156 | 285 | 171 | 114 | 75 | 33 | 42 |
| 74 | 390 | 184 | 206 | 322 | 155 | 167 | 68 | 29 | 39 |
| 70 - 74 | 4,545 | 2,188 | 2,357 | 3,725 | 1,824 | 1,901 | 820 | 364 | 456 |
| 75 | 1,122 | 533 | 589 | 904 | 447 | 457 | 218 | 86 | 132 |
| 76 | 388 | 198 | 190 | 334 | 176 | 158 | 54 | 22 | 32 |
| 77 | 331 | 203 | 128 | 280 | 174 | 106 | 51 | 29 | 22 |
| 78 | 547 | 234 | 313 | 460 | 203 | 257 | 87 | 31 | 56 |
| 79 | 368 | 206 | 162 | 312 | 171 | 141 | 56 | 35 | 21 |
| 75 - 79 | 2,756 | 1,374 | 1,382 | 2,290 | 1,171 | 1,119 | 466 | 203 | 263 |
| 80+ | 4,775 | 2,085 | 2,690 | 3,870 | 1,738 | 2,132 | 905 | 347 | 558 |

Table 6.2: Kibaha District Council: Total Population by Age in Single Years, Five Year Age Groups, Sex and Rural-Urban

| Age | Total | | | Rural | | | Urban | | |
|----------------|---------------|---------------|---------------|---------------|---------------|---------------|---------------|---------------|---------------|
| | Both Sexes | Male | Female | Both Sexes | Male | Female | Both Sexes | Male | Female |
| Total | 70,209 | 34,515 | 35,694 | 38,370 | 19,227 | 19,143 | 31,839 | 15,288 | 16,551 |
| 0 | 2,056 | 1,023 | 1,033 | 1,170 | 580 | 590 | 886 | 443 | 443 |
| 1 | 1,591 | 808 | 783 | 901 | 461 | 440 | 690 | 347 | 343 |
| 2 | 1,840 | 970 | 870 | 1,037 | 526 | 511 | 803 | 444 | 359 |
| 3 | 1,744 | 876 | 868 | 1,022 | 505 | 517 | 722 | 371 | 351 |
| 4 | 1,908 | 994 | 914 | 1,102 | 580 | 522 | 806 | 414 | 392 |
| 0 - 4 | 9,139 | 4,671 | 4,468 | 5,232 | 2,652 | 2,580 | 3,907 | 2,019 | 1,888 |
| 5 | 1,728 | 869 | 859 | 1,025 | 521 | 504 | 703 | 348 | 355 |
| 6 | 1,838 | 891 | 947 | 1,055 | 524 | 531 | 783 | 367 | 416 |
| 7 | 1,969 | 969 | 1,000 | 1,130 | 558 | 572 | 839 | 411 | 428 |
| 8 | 1,605 | 805 | 800 | 911 | 462 | 449 | 694 | 343 | 351 |
| 9 | 1,570 | 765 | 805 | 896 | 444 | 452 | 674 | 321 | 353 |
| 5 - 9 | 8,710 | 4,299 | 4,411 | 5,017 | 2,509 | 2,508 | 3,693 | 1,790 | 1,903 |
| 10 | 1,754 | 903 | 851 | 1,030 | 567 | 463 | 724 | 336 | 388 |
| 11 | 1,370 | 672 | 698 | 728 | 366 | 362 | 642 | 306 | 336 |
| 12 | 1,975 | 1,035 | 940 | 1,091 | 596 | 495 | 884 | 439 | 445 |
| 13 | 1,509 | 718 | 791 | 835 | 415 | 420 | 674 | 303 | 371 |
| 14 | 1,427 | 689 | 738 | 721 | 363 | 358 | 706 | 326 | 380 |
| 10 - 14 | 8,035 | 4,017 | 4,018 | 4,405 | 2,307 | 2,098 | 3,630 | 1,710 | 1,920 |
| 15 | 1,377 | 705 | 672 | 743 | 393 | 350 | 634 | 312 | 322 |
| 16 | 1,312 | 608 | 704 | 613 | 323 | 290 | 699 | 285 | 414 |
| 17 | 1,278 | 592 | 686 | 581 | 301 | 280 | 697 | 291 | 406 |
| 18 | 1,654 | 803 | 851 | 799 | 427 | 372 | 855 | 376 | 479 |
| 19 | 1,333 | 619 | 714 | 560 | 283 | 277 | 773 | 336 | 437 |
| 15 - 19 | 6,954 | 3,327 | 3,627 | 3,296 | 1,727 | 1,569 | 3,658 | 1,600 | 2,058 |
| 20 | 1,825 | 862 | 963 | 800 | 366 | 434 | 1,025 | 496 | 529 |
| 21 | 1,239 | 630 | 609 | 482 | 233 | 249 | 757 | 397 | 360 |
| 22 | 1,755 | 895 | 860 | 643 | 314 | 329 | 1,112 | 581 | 531 |
| 23 | 1,109 | 554 | 555 | 382 | 171 | 211 | 727 | 383 | 344 |
| 24 | 1,040 | 472 | 568 | 456 | 207 | 249 | 584 | 265 | 319 |
| 20 - 24 | 6,968 | 3,413 | 3,555 | 2,763 | 1,291 | 1,472 | 4,205 | 2,122 | 2,083 |
| 25 | 1,463 | 685 | 778 | 725 | 353 | 372 | 738 | 332 | 406 |
| 26 | 959 | 434 | 525 | 413 | 192 | 221 | 546 | 242 | 304 |
| 27 | 946 | 463 | 483 | 441 | 225 | 216 | 505 | 238 | 267 |
| 28 | 1,331 | 564 | 767 | 636 | 271 | 365 | 695 | 293 | 402 |
| 29 | 866 | 351 | 515 | 443 | 183 | 260 | 423 | 168 | 255 |
| 25 - 29 | 5,565 | 2,497 | 3,068 | 2,658 | 1,224 | 1,434 | 2,907 | 1,273 | 1,634 |
| 30 | 1,840 | 886 | 954 | 919 | 456 | 463 | 921 | 430 | 491 |
| 31 | 555 | 256 | 299 | 292 | 140 | 152 | 263 | 116 | 147 |
| 32 | 1,287 | 624 | 663 | 695 | 361 | 334 | 592 | 263 | 329 |
| 33 | 719 | 342 | 377 | 359 | 173 | 186 | 360 | 169 | 191 |
| 34 | 667 | 321 | 346 | 324 | 155 | 169 | 343 | 166 | 177 |
| 30 - 34 | 5,068 | 2,429 | 2,639 | 2,589 | 1,285 | 1,304 | 2,479 | 1,144 | 1,335 |
| 35 | 1,413 | 702 | 711 | 793 | 400 | 393 | 620 | 302 | 318 |
| 36 | 760 | 371 | 389 | 394 | 200 | 194 | 366 | 171 | 195 |
| 37 | 691 | 329 | 362 | 379 | 187 | 192 | 312 | 142 | 170 |
| 38 | 936 | 470 | 466 | 531 | 275 | 256 | 405 | 195 | 210 |
| 39 | 590 | 292 | 298 | 316 | 157 | 159 | 274 | 135 | 139 |
| 35 - 39 | 4,390 | 2,164 | 2,226 | 2,413 | 1,219 | 1,194 | 1,977 | 945 | 1,032 |

Table 6.2: Kibaha District Council: Total Population by Age in Single Years, Five Year Age Groups, Sex and Rural-Urban

| Age | Total | | | Rural | | | Urban | | |
|----------------|--------------|--------------|--------------|--------------|--------------|------------|--------------|------------|------------|
| | Both Sexes | Male | Female | Both Sexes | Male | Female | Both Sexes | Male | Female |
| 40 | 1,323 | 672 | 651 | 790 | 420 | 370 | 533 | 252 | 281 |
| 41 | 387 | 204 | 183 | 218 | 121 | 97 | 169 | 83 | 86 |
| 42 | 819 | 418 | 401 | 455 | 241 | 214 | 364 | 177 | 187 |
| 43 | 453 | 236 | 217 | 247 | 146 | 101 | 206 | 90 | 116 |
| 44 | 392 | 210 | 182 | 217 | 123 | 94 | 175 | 87 | 88 |
| 40 - 44 | 3,374 | 1,740 | 1,634 | 1,927 | 1,051 | 876 | 1,447 | 689 | 758 |
| 45 | 845 | 444 | 401 | 513 | 271 | 242 | 332 | 173 | 159 |
| 46 | 436 | 215 | 221 | 247 | 118 | 129 | 189 | 97 | 92 |
| 47 | 374 | 195 | 179 | 209 | 109 | 100 | 165 | 86 | 79 |
| 48 | 527 | 284 | 243 | 319 | 170 | 149 | 208 | 114 | 94 |
| 49 | 334 | 180 | 154 | 202 | 115 | 87 | 132 | 65 | 67 |
| 45 - 49 | 2,516 | 1,318 | 1,198 | 1,490 | 783 | 707 | 1,026 | 535 | 491 |
| 50 | 789 | 358 | 431 | 504 | 227 | 277 | 285 | 131 | 154 |
| 51 | 318 | 169 | 149 | 182 | 87 | 95 | 136 | 82 | 54 |
| 52 | 497 | 260 | 237 | 300 | 155 | 145 | 197 | 105 | 92 |
| 53 | 260 | 142 | 118 | 157 | 92 | 65 | 103 | 50 | 53 |
| 54 | 309 | 169 | 140 | 171 | 88 | 83 | 138 | 81 | 57 |
| 50 - 54 | 2,173 | 1,098 | 1,075 | 1,314 | 649 | 665 | 859 | 449 | 410 |
| 55 | 451 | 233 | 218 | 303 | 145 | 158 | 148 | 88 | 60 |
| 56 | 269 | 136 | 133 | 163 | 72 | 91 | 106 | 64 | 42 |
| 57 | 212 | 118 | 94 | 119 | 60 | 59 | 93 | 58 | 35 |
| 58 | 337 | 194 | 143 | 223 | 124 | 99 | 114 | 70 | 44 |
| 59 | 170 | 90 | 80 | 101 | 55 | 46 | 69 | 35 | 34 |
| 55 - 59 | 1,439 | 771 | 668 | 909 | 456 | 453 | 530 | 315 | 215 |
| 60 | 816 | 353 | 463 | 581 | 265 | 316 | 235 | 88 | 147 |
| 61 | 160 | 95 | 65 | 116 | 66 | 50 | 44 | 29 | 15 |
| 62 | 355 | 196 | 159 | 239 | 124 | 115 | 116 | 72 | 44 |
| 63 | 175 | 91 | 84 | 123 | 67 | 56 | 52 | 24 | 28 |
| 64 | 190 | 98 | 92 | 128 | 67 | 61 | 62 | 31 | 31 |
| 60 - 64 | 1,696 | 833 | 863 | 1,187 | 589 | 598 | 509 | 244 | 265 |
| 65 | 472 | 221 | 251 | 350 | 168 | 182 | 122 | 53 | 69 |
| 66 | 149 | 84 | 65 | 109 | 65 | 44 | 40 | 19 | 21 |
| 67 | 190 | 105 | 85 | 140 | 79 | 61 | 50 | 26 | 24 |
| 68 | 222 | 88 | 134 | 164 | 60 | 104 | 58 | 28 | 30 |
| 69 | 93 | 50 | 43 | 72 | 36 | 36 | 21 | 14 | 7 |
| 65 - 69 | 1,126 | 548 | 578 | 835 | 408 | 427 | 291 | 140 | 151 |
| 70 | 633 | 277 | 356 | 481 | 215 | 266 | 152 | 62 | 90 |
| 71 | 83 | 45 | 38 | 61 | 35 | 26 | 22 | 10 | 12 |
| 72 | 228 | 122 | 106 | 165 | 88 | 77 | 63 | 34 | 29 |
| 73 | 74 | 44 | 30 | 62 | 38 | 24 | 12 | 6 | 6 |
| 74 | 95 | 50 | 45 | 76 | 41 | 35 | 19 | 9 | 10 |
| 70 - 74 | 1,113 | 538 | 575 | 845 | 417 | 428 | 268 | 121 | 147 |
| 75 | 297 | 132 | 165 | 220 | 95 | 125 | 77 | 37 | 40 |
| 76 | 87 | 42 | 45 | 61 | 33 | 28 | 26 | 9 | 17 |
| 77 | 67 | 38 | 29 | 47 | 26 | 21 | 20 | 12 | 8 |
| 78 | 157 | 76 | 81 | 125 | 61 | 64 | 32 | 15 | 17 |
| 79 | 75 | 44 | 31 | 55 | 31 | 24 | 20 | 13 | 7 |
| 75 - 79 | 683 | 332 | 351 | 508 | 246 | 262 | 175 | 86 | 89 |
| 80+ | 1,260 | 520 | 740 | 982 | 414 | 568 | 278 | 106 | 172 |

Table 6.3: Kisarawe District Council: Total Population by Age in Single Years, Five Year Age Groups, Sex and Rural-Urban

| Age | Total | | | Rural | | | Urban | | |
|----------------|----------------|---------------|---------------|---------------|---------------|---------------|---------------|--------------|--------------|
| | Both Sexes | Male | Female | Both Sexes | Male | Female | Both Sexes | Male | Female |
| Total | 101,598 | 50,631 | 50,967 | 84,174 | 42,189 | 41,985 | 17,424 | 8,442 | 8,982 |
| 0 | 2,814 | 1,401 | 1,413 | 2,359 | 1,174 | 1,185 | 455 | 227 | 228 |
| 1 | 2,353 | 1,197 | 1,156 | 1,998 | 1,022 | 976 | 355 | 175 | 180 |
| 2 | 2,669 | 1,317 | 1,352 | 2,267 | 1,137 | 1,130 | 402 | 180 | 222 |
| 3 | 2,650 | 1,324 | 1,326 | 2,243 | 1,133 | 1,110 | 407 | 191 | 216 |
| 4 | 2,812 | 1,464 | 1,348 | 2,415 | 1,255 | 1,160 | 397 | 209 | 188 |
| 0 - 4 | 13,298 | 6,703 | 6,595 | 11,282 | 5,721 | 5,561 | 2,016 | 982 | 1,034 |
| 5 | 2,857 | 1,498 | 1,359 | 2,461 | 1,300 | 1,161 | 396 | 198 | 198 |
| 6 | 2,879 | 1,464 | 1,415 | 2,466 | 1,253 | 1,213 | 413 | 211 | 202 |
| 7 | 2,670 | 1,371 | 1,299 | 2,274 | 1,177 | 1,097 | 396 | 194 | 202 |
| 8 | 2,235 | 1,162 | 1,073 | 1,896 | 1,001 | 895 | 339 | 161 | 178 |
| 9 | 2,158 | 1,088 | 1,070 | 1,853 | 928 | 925 | 305 | 160 | 145 |
| 5 - 9 | 12,799 | 6,583 | 6,216 | 10,950 | 5,659 | 5,291 | 1,849 | 924 | 925 |
| 10 | 2,587 | 1,331 | 1,256 | 2,160 | 1,125 | 1,035 | 427 | 206 | 221 |
| 11 | 1,920 | 960 | 960 | 1,573 | 796 | 777 | 347 | 164 | 183 |
| 12 | 2,825 | 1,511 | 1,314 | 2,393 | 1,293 | 1,100 | 432 | 218 | 214 |
| 13 | 2,101 | 1,075 | 1,026 | 1,743 | 908 | 835 | 358 | 167 | 191 |
| 14 | 1,917 | 1,021 | 896 | 1,591 | 852 | 739 | 326 | 169 | 157 |
| 10 - 14 | 11,350 | 5,898 | 5,452 | 9,460 | 4,974 | 4,486 | 1,890 | 924 | 966 |
| 15 | 1,755 | 951 | 804 | 1,401 | 777 | 624 | 354 | 174 | 180 |
| 16 | 1,662 | 872 | 790 | 1,301 | 691 | 610 | 361 | 181 | 180 |
| 17 | 1,516 | 799 | 717 | 1,170 | 635 | 535 | 346 | 164 | 182 |
| 18 | 1,999 | 1,058 | 941 | 1,556 | 853 | 703 | 443 | 205 | 238 |
| 19 | 1,490 | 753 | 737 | 1,104 | 565 | 539 | 386 | 188 | 198 |
| 15 - 19 | 8,422 | 4,433 | 3,989 | 6,532 | 3,521 | 3,011 | 1,890 | 912 | 978 |
| 20 | 2,179 | 1,006 | 1,173 | 1,710 | 787 | 923 | 469 | 219 | 250 |
| 21 | 1,204 | 577 | 627 | 886 | 420 | 466 | 318 | 157 | 161 |
| 22 | 1,754 | 807 | 947 | 1,314 | 597 | 717 | 440 | 210 | 230 |
| 23 | 1,224 | 563 | 661 | 891 | 419 | 472 | 333 | 144 | 189 |
| 24 | 1,238 | 555 | 683 | 895 | 399 | 496 | 343 | 156 | 187 |
| 20 - 24 | 7,599 | 3,508 | 4,091 | 5,696 | 2,622 | 3,074 | 1,903 | 886 | 1,017 |
| 25 | 2,012 | 917 | 1,095 | 1,623 | 737 | 886 | 389 | 180 | 209 |
| 26 | 1,328 | 605 | 723 | 1,003 | 456 | 547 | 325 | 149 | 176 |
| 27 | 1,220 | 569 | 651 | 946 | 439 | 507 | 274 | 130 | 144 |
| 28 | 1,761 | 822 | 939 | 1,398 | 643 | 755 | 363 | 179 | 184 |
| 29 | 997 | 435 | 562 | 756 | 324 | 432 | 241 | 111 | 130 |
| 25 - 29 | 7,318 | 3,348 | 3,970 | 5,726 | 2,599 | 3,127 | 1,592 | 749 | 843 |
| 30 | 2,609 | 1,242 | 1,367 | 2,153 | 1,025 | 1,128 | 456 | 217 | 239 |
| 31 | 771 | 380 | 391 | 583 | 291 | 292 | 188 | 89 | 99 |
| 32 | 1,696 | 849 | 847 | 1,357 | 686 | 671 | 339 | 163 | 176 |
| 33 | 973 | 463 | 510 | 773 | 367 | 406 | 200 | 96 | 104 |
| 34 | 894 | 442 | 452 | 708 | 360 | 348 | 186 | 82 | 104 |
| 30 - 34 | 6,943 | 3,376 | 3,567 | 5,574 | 2,729 | 2,845 | 1,369 | 647 | 722 |
| 35 | 2,077 | 1,063 | 1,014 | 1,760 | 899 | 861 | 317 | 164 | 153 |
| 36 | 1,029 | 547 | 482 | 820 | 432 | 388 | 209 | 115 | 94 |
| 37 | 987 | 506 | 481 | 781 | 387 | 394 | 206 | 119 | 87 |
| 38 | 1,303 | 672 | 631 | 1,067 | 547 | 520 | 236 | 125 | 111 |
| 39 | 858 | 436 | 422 | 698 | 368 | 330 | 160 | 68 | 92 |
| 35 - 39 | 6,254 | 3,224 | 3,030 | 5,126 | 2,633 | 2,493 | 1,128 | 591 | 537 |

Table 6.3: Kisarawe District Council: Total Population by Age in Single Years, Five Year Age Groups, Sex and Rural-Urban

| Age | Total | | | Rural | | | Urban | | |
|----------------|--------------|--------------|--------------|--------------|--------------|--------------|------------|------------|------------|
| | Both Sexes | Male | Female | Both Sexes | Male | Female | Both Sexes | Male | Female |
| 40 | 2,040 | 1,085 | 955 | 1,730 | 925 | 805 | 310 | 160 | 150 |
| 41 | 438 | 219 | 219 | 345 | 168 | 177 | 93 | 51 | 42 |
| 42 | 1,225 | 655 | 570 | 991 | 546 | 445 | 234 | 109 | 125 |
| 43 | 600 | 316 | 284 | 464 | 259 | 205 | 136 | 57 | 79 |
| 44 | 584 | 322 | 262 | 468 | 265 | 203 | 116 | 57 | 59 |
| 40 - 44 | 4,887 | 2,597 | 2,290 | 3,998 | 2,163 | 1,835 | 889 | 434 | 455 |
| 45 | 1,550 | 816 | 734 | 1,339 | 708 | 631 | 211 | 108 | 103 |
| 46 | 580 | 304 | 276 | 480 | 254 | 226 | 100 | 50 | 50 |
| 47 | 520 | 271 | 249 | 411 | 213 | 198 | 109 | 58 | 51 |
| 48 | 841 | 426 | 415 | 717 | 369 | 348 | 124 | 57 | 67 |
| 49 | 495 | 241 | 254 | 403 | 206 | 197 | 92 | 35 | 57 |
| 45 - 49 | 3,986 | 2,058 | 1,928 | 3,350 | 1,750 | 1,600 | 636 | 308 | 328 |
| 50 | 1,545 | 695 | 850 | 1,313 | 587 | 726 | 232 | 108 | 124 |
| 51 | 466 | 244 | 222 | 401 | 207 | 194 | 65 | 37 | 28 |
| 52 | 756 | 414 | 342 | 631 | 348 | 283 | 125 | 66 | 59 |
| 53 | 378 | 190 | 188 | 295 | 150 | 145 | 83 | 40 | 43 |
| 54 | 530 | 298 | 232 | 421 | 227 | 194 | 109 | 71 | 38 |
| 50 - 54 | 3,675 | 1,841 | 1,834 | 3,061 | 1,519 | 1,542 | 614 | 322 | 292 |
| 55 | 904 | 463 | 441 | 789 | 390 | 399 | 115 | 73 | 42 |
| 56 | 495 | 246 | 249 | 401 | 201 | 200 | 94 | 45 | 49 |
| 57 | 331 | 180 | 151 | 268 | 139 | 129 | 63 | 41 | 22 |
| 58 | 582 | 277 | 305 | 490 | 232 | 258 | 92 | 45 | 47 |
| 59 | 313 | 163 | 150 | 258 | 134 | 124 | 55 | 29 | 26 |
| 55 - 59 | 2,625 | 1,329 | 1,296 | 2,206 | 1,096 | 1,110 | 419 | 233 | 186 |
| 60 | 1,614 | 697 | 917 | 1,469 | 632 | 837 | 145 | 65 | 80 |
| 61 | 261 | 144 | 117 | 229 | 125 | 104 | 32 | 19 | 13 |
| 62 | 540 | 269 | 271 | 457 | 229 | 228 | 83 | 40 | 43 |
| 63 | 362 | 182 | 180 | 310 | 155 | 155 | 52 | 27 | 25 |
| 64 | 300 | 156 | 144 | 256 | 125 | 131 | 44 | 31 | 13 |
| 60 - 64 | 3,077 | 1,448 | 1,629 | 2,721 | 1,266 | 1,455 | 356 | 182 | 174 |
| 65 | 976 | 422 | 554 | 907 | 388 | 519 | 69 | 34 | 35 |
| 66 | 224 | 124 | 100 | 195 | 110 | 85 | 29 | 14 | 15 |
| 67 | 364 | 187 | 177 | 316 | 166 | 150 | 48 | 21 | 27 |
| 68 | 473 | 211 | 262 | 425 | 191 | 234 | 48 | 20 | 28 |
| 69 | 185 | 91 | 94 | 167 | 84 | 83 | 18 | 7 | 11 |
| 65 - 69 | 2,222 | 1,035 | 1,187 | 2,010 | 939 | 1,071 | 212 | 96 | 116 |
| 70 | 1,516 | 676 | 840 | 1,379 | 626 | 753 | 137 | 50 | 87 |
| 71 | 161 | 71 | 90 | 144 | 62 | 82 | 17 | 9 | 8 |
| 72 | 460 | 220 | 240 | 414 | 204 | 210 | 46 | 16 | 30 |
| 73 | 185 | 102 | 83 | 173 | 95 | 78 | 12 | 7 | 5 |
| 74 | 201 | 92 | 109 | 177 | 85 | 92 | 24 | 7 | 17 |
| 70 - 74 | 2,523 | 1,161 | 1,362 | 2,287 | 1,072 | 1,215 | 236 | 89 | 147 |
| 75 | 682 | 339 | 343 | 634 | 314 | 320 | 48 | 25 | 23 |
| 76 | 207 | 104 | 103 | 185 | 94 | 91 | 22 | 10 | 12 |
| 77 | 169 | 102 | 67 | 155 | 93 | 62 | 14 | 9 | 5 |
| 78 | 309 | 134 | 175 | 276 | 123 | 153 | 33 | 11 | 22 |
| 79 | 177 | 87 | 90 | 151 | 73 | 78 | 26 | 14 | 12 |
| 75 - 79 | 1,544 | 766 | 778 | 1,401 | 697 | 704 | 143 | 69 | 74 |
| 80+ | 3,076 | 1,323 | 1,753 | 2,794 | 1,229 | 1,565 | 282 | 94 | 188 |

Table 6.4: Mkuranga District Council: Total Population by Age in Single Years, Five Year Age Groups, Sex and Rural-Urban

| Age | Total | | | Rural | | | Urban | | |
|----------------|----------------|----------------|----------------|----------------|---------------|---------------|---------------|---------------|---------------|
| | Both Sexes | Male | Female | Both Sexes | Male | Female | Both Sexes | Male | Female |
| Total | 222,921 | 108,024 | 114,897 | 183,426 | 89,645 | 93,781 | 39,495 | 18,379 | 21,116 |
| 0 | 6,262 | 3,141 | 3,121 | 5,258 | 2,650 | 2,608 | 1,004 | 491 | 513 |
| 1 | 5,473 | 2,797 | 2,676 | 4,571 | 2,333 | 2,238 | 902 | 464 | 438 |
| 2 | 6,644 | 3,270 | 3,374 | 5,593 | 2,747 | 2,846 | 1,051 | 523 | 528 |
| 3 | 6,480 | 3,257 | 3,223 | 5,453 | 2,735 | 2,718 | 1,027 | 522 | 505 |
| 4 | 6,702 | 3,412 | 3,290 | 5,674 | 2,893 | 2,781 | 1,028 | 519 | 509 |
| 0 - 4 | 31,561 | 15,877 | 15,684 | 26,549 | 13,358 | 13,191 | 5,012 | 2,519 | 2,493 |
| 5 | 6,678 | 3,415 | 3,263 | 5,668 | 2,873 | 2,795 | 1,010 | 542 | 468 |
| 6 | 6,737 | 3,440 | 3,297 | 5,717 | 2,928 | 2,789 | 1,020 | 512 | 508 |
| 7 | 7,062 | 3,668 | 3,394 | 6,050 | 3,175 | 2,875 | 1,012 | 493 | 519 |
| 8 | 6,102 | 3,063 | 3,039 | 5,195 | 2,635 | 2,560 | 907 | 428 | 479 |
| 9 | 5,624 | 2,762 | 2,862 | 4,820 | 2,380 | 2,440 | 804 | 382 | 422 |
| 5 - 9 | 32,203 | 16,348 | 15,855 | 27,450 | 13,991 | 13,459 | 4,753 | 2,357 | 2,396 |
| 10 | 6,671 | 3,356 | 3,315 | 5,729 | 2,890 | 2,839 | 942 | 466 | 476 |
| 11 | 4,928 | 2,447 | 2,481 | 4,133 | 2,101 | 2,032 | 795 | 346 | 449 |
| 12 | 7,050 | 3,719 | 3,331 | 5,994 | 3,191 | 2,803 | 1,056 | 528 | 528 |
| 13 | 5,116 | 2,616 | 2,500 | 4,233 | 2,206 | 2,027 | 883 | 410 | 473 |
| 14 | 5,311 | 2,718 | 2,593 | 4,066 | 2,164 | 1,902 | 1,245 | 554 | 691 |
| 10 - 14 | 29,076 | 14,856 | 14,220 | 24,155 | 12,552 | 11,603 | 4,921 | 2,304 | 2,617 |
| 15 | 5,219 | 2,757 | 2,462 | 3,949 | 2,164 | 1,785 | 1,270 | 593 | 677 |
| 16 | 4,810 | 2,408 | 2,402 | 3,424 | 1,794 | 1,630 | 1,386 | 614 | 772 |
| 17 | 4,252 | 2,226 | 2,026 | 2,934 | 1,564 | 1,370 | 1,318 | 662 | 656 |
| 18 | 5,082 | 2,718 | 2,364 | 3,836 | 2,068 | 1,768 | 1,246 | 650 | 596 |
| 19 | 3,482 | 1,706 | 1,776 | 2,534 | 1,246 | 1,288 | 948 | 460 | 488 |
| 15 - 19 | 22,845 | 11,815 | 11,030 | 16,677 | 8,836 | 7,841 | 6,168 | 2,979 | 3,189 |
| 20 | 5,028 | 2,129 | 2,899 | 3,820 | 1,639 | 2,181 | 1,208 | 490 | 718 |
| 21 | 2,414 | 1,070 | 1,344 | 1,810 | 789 | 1,021 | 604 | 281 | 323 |
| 22 | 3,802 | 1,559 | 2,243 | 2,916 | 1,211 | 1,705 | 886 | 348 | 538 |
| 23 | 2,164 | 856 | 1,308 | 1,614 | 641 | 973 | 550 | 215 | 335 |
| 24 | 2,339 | 945 | 1,394 | 1,743 | 717 | 1,026 | 596 | 228 | 368 |
| 20 - 24 | 15,747 | 6,559 | 9,188 | 11,903 | 4,997 | 6,906 | 3,844 | 1,562 | 2,282 |
| 25 | 4,336 | 1,731 | 2,605 | 3,451 | 1,393 | 2,058 | 885 | 338 | 547 |
| 26 | 2,405 | 925 | 1,480 | 1,850 | 744 | 1,106 | 555 | 181 | 374 |
| 27 | 2,380 | 935 | 1,445 | 1,888 | 742 | 1,146 | 492 | 193 | 299 |
| 28 | 3,531 | 1,468 | 2,063 | 2,771 | 1,161 | 1,610 | 760 | 307 | 453 |
| 29 | 1,993 | 800 | 1,193 | 1,519 | 608 | 911 | 474 | 192 | 282 |
| 25 - 29 | 14,645 | 5,859 | 8,786 | 11,479 | 4,648 | 6,831 | 3,166 | 1,211 | 1,955 |
| 30 | 5,890 | 2,590 | 3,300 | 4,754 | 2,065 | 2,689 | 1,136 | 525 | 611 |
| 31 | 1,456 | 662 | 794 | 1,139 | 525 | 614 | 317 | 137 | 180 |
| 32 | 3,374 | 1,514 | 1,860 | 2,689 | 1,197 | 1,492 | 685 | 317 | 368 |
| 33 | 1,807 | 793 | 1,014 | 1,410 | 619 | 791 | 397 | 174 | 223 |
| 34 | 1,670 | 754 | 916 | 1,300 | 585 | 715 | 370 | 169 | 201 |
| 30 - 34 | 14,197 | 6,313 | 7,884 | 11,292 | 4,991 | 6,301 | 2,905 | 1,322 | 1,583 |
| 35 | 4,609 | 2,158 | 2,451 | 3,833 | 1,792 | 2,041 | 776 | 366 | 410 |
| 36 | 1,824 | 840 | 984 | 1,449 | 674 | 775 | 375 | 166 | 209 |
| 37 | 1,879 | 892 | 987 | 1,521 | 744 | 777 | 358 | 148 | 210 |
| 38 | 2,353 | 1,087 | 1,266 | 1,939 | 906 | 1,033 | 414 | 181 | 233 |
| 39 | 1,481 | 661 | 820 | 1,169 | 514 | 655 | 312 | 147 | 165 |
| 35 - 39 | 12,146 | 5,638 | 6,508 | 9,911 | 4,630 | 5,281 | 2,235 | 1,008 | 1,227 |

Table 6.4: Mkuranga District Council: Total Population by Age in Single Years, Five Year Age Groups, Sex and Rural-Urban

| Age | Total | | | Rural | | | Urban | | |
|----------------|---------------|--------------|--------------|--------------|--------------|--------------|--------------|------------|------------|
| | Both Sexes | Male | Female | Both Sexes | Male | Female | Both Sexes | Male | Female |
| 40 | 4,624 | 2,243 | 2,381 | 3,834 | 1,839 | 1,995 | 790 | 404 | 386 |
| 41 | 926 | 476 | 450 | 766 | 414 | 352 | 160 | 62 | 98 |
| 42 | 2,259 | 1,168 | 1,091 | 1,881 | 965 | 916 | 378 | 203 | 175 |
| 43 | 1,077 | 525 | 552 | 894 | 450 | 444 | 183 | 75 | 108 |
| 44 | 1,159 | 577 | 582 | 941 | 468 | 473 | 218 | 109 | 109 |
| 40 - 44 | 10,045 | 4,989 | 5,056 | 8,316 | 4,136 | 4,180 | 1,729 | 853 | 876 |
| 45 | 3,155 | 1,589 | 1,566 | 2,676 | 1,339 | 1,337 | 479 | 250 | 229 |
| 46 | 1,156 | 581 | 575 | 991 | 489 | 502 | 165 | 92 | 73 |
| 47 | 1,013 | 506 | 507 | 858 | 430 | 428 | 155 | 76 | 79 |
| 48 | 1,589 | 829 | 760 | 1,362 | 718 | 644 | 227 | 111 | 116 |
| 49 | 875 | 412 | 463 | 732 | 349 | 383 | 143 | 63 | 80 |
| 45 - 49 | 7,788 | 3,917 | 3,871 | 6,619 | 3,325 | 3,294 | 1,169 | 592 | 577 |
| 50 | 3,407 | 1,617 | 1,790 | 2,954 | 1,417 | 1,537 | 453 | 200 | 253 |
| 51 | 882 | 475 | 407 | 746 | 413 | 333 | 136 | 62 | 74 |
| 52 | 1,490 | 771 | 719 | 1,267 | 652 | 615 | 223 | 119 | 104 |
| 53 | 664 | 339 | 325 | 570 | 289 | 281 | 94 | 50 | 44 |
| 54 | 806 | 437 | 369 | 680 | 370 | 310 | 126 | 67 | 59 |
| 50 - 54 | 7,249 | 3,639 | 3,610 | 6,217 | 3,141 | 3,076 | 1,032 | 498 | 534 |
| 55 | 1,696 | 796 | 900 | 1,474 | 687 | 787 | 222 | 109 | 113 |
| 56 | 720 | 375 | 345 | 613 | 314 | 299 | 107 | 61 | 46 |
| 57 | 611 | 315 | 296 | 530 | 275 | 255 | 81 | 40 | 41 |
| 58 | 1,004 | 500 | 504 | 870 | 447 | 423 | 134 | 53 | 81 |
| 59 | 482 | 237 | 245 | 408 | 209 | 199 | 74 | 28 | 46 |
| 55 - 59 | 4,513 | 2,223 | 2,290 | 3,895 | 1,932 | 1,963 | 618 | 291 | 327 |
| 60 | 3,056 | 1,412 | 1,644 | 2,695 | 1,234 | 1,461 | 361 | 178 | 183 |
| 61 | 466 | 258 | 208 | 411 | 231 | 180 | 55 | 27 | 28 |
| 62 | 953 | 504 | 449 | 853 | 436 | 417 | 100 | 68 | 32 |
| 63 | 499 | 256 | 243 | 446 | 231 | 215 | 53 | 25 | 28 |
| 64 | 443 | 251 | 192 | 391 | 219 | 172 | 52 | 32 | 20 |
| 60 - 64 | 5,417 | 2,681 | 2,736 | 4,796 | 2,351 | 2,445 | 621 | 330 | 291 |
| 65 | 1,670 | 773 | 897 | 1,519 | 708 | 811 | 151 | 65 | 86 |
| 66 | 334 | 172 | 162 | 294 | 151 | 143 | 40 | 21 | 19 |
| 67 | 576 | 281 | 295 | 526 | 256 | 270 | 50 | 25 | 25 |
| 68 | 775 | 344 | 431 | 697 | 311 | 386 | 78 | 33 | 45 |
| 69 | 270 | 135 | 135 | 237 | 117 | 120 | 33 | 18 | 15 |
| 65 - 69 | 3,625 | 1,705 | 1,920 | 3,273 | 1,543 | 1,730 | 352 | 162 | 190 |
| 70 | 2,598 | 1,217 | 1,381 | 2,358 | 1,123 | 1,235 | 240 | 94 | 146 |
| 71 | 235 | 130 | 105 | 217 | 119 | 98 | 18 | 11 | 7 |
| 72 | 718 | 370 | 348 | 648 | 335 | 313 | 70 | 35 | 35 |
| 73 | 304 | 163 | 141 | 278 | 149 | 129 | 26 | 14 | 12 |
| 74 | 296 | 157 | 139 | 276 | 148 | 128 | 20 | 9 | 11 |
| 70 - 74 | 4,151 | 2,037 | 2,114 | 3,777 | 1,874 | 1,903 | 374 | 163 | 211 |
| 75 | 1,211 | 608 | 603 | 1,124 | 566 | 558 | 87 | 42 | 45 |
| 76 | 332 | 154 | 178 | 297 | 144 | 153 | 35 | 10 | 25 |
| 77 | 239 | 132 | 107 | 218 | 122 | 96 | 21 | 10 | 11 |
| 78 | 452 | 234 | 218 | 427 | 224 | 203 | 25 | 10 | 15 |
| 79 | 250 | 136 | 114 | 228 | 125 | 103 | 22 | 11 | 11 |
| 75 - 79 | 2,484 | 1,264 | 1,220 | 2,294 | 1,181 | 1,113 | 190 | 83 | 107 |
| 80+ | 5,229 | 2,304 | 2,925 | 4,823 | 2,159 | 2,664 | 406 | 145 | 261 |

Table 6.5: Rufiji District Council: Total Population by Age in Single Years, Five Year Age Groups, Sex and Rural-Urban

| Age | Total | | | Rural | | | Urban | | |
|----------------|----------------|----------------|----------------|----------------|---------------|---------------|---------------|---------------|---------------|
| | Both Sexes | Male | Female | Both Sexes | Male | Female | Both Sexes | Male | Female |
| Total | 217,274 | 104,851 | 112,423 | 161,078 | 78,569 | 82,509 | 56,196 | 26,282 | 29,914 |
| 0 | 6,990 | 3,495 | 3,495 | 5,251 | 2,651 | 2,600 | 1,739 | 844 | 895 |
| 1 | 5,541 | 2,739 | 2,802 | 4,162 | 2,091 | 2,071 | 1,379 | 648 | 731 |
| 2 | 7,029 | 3,558 | 3,471 | 5,392 | 2,750 | 2,642 | 1,637 | 808 | 829 |
| 3 | 6,800 | 3,404 | 3,396 | 5,269 | 2,659 | 2,610 | 1,531 | 745 | 786 |
| 4 | 7,083 | 3,587 | 3,496 | 5,393 | 2,730 | 2,663 | 1,690 | 857 | 833 |
| 0 - 4 | 33,443 | 16,783 | 16,660 | 25,467 | 12,881 | 12,586 | 7,976 | 3,902 | 4,074 |
| 5 | 6,924 | 3,616 | 3,308 | 5,332 | 2,806 | 2,526 | 1,592 | 810 | 782 |
| 6 | 7,443 | 3,861 | 3,582 | 5,719 | 2,990 | 2,729 | 1,724 | 871 | 853 |
| 7 | 7,702 | 3,915 | 3,787 | 5,916 | 3,045 | 2,871 | 1,786 | 870 | 916 |
| 8 | 6,353 | 3,165 | 3,188 | 4,819 | 2,415 | 2,404 | 1,534 | 750 | 784 |
| 9 | 5,822 | 2,884 | 2,938 | 4,332 | 2,153 | 2,179 | 1,490 | 731 | 759 |
| 5 - 9 | 34,244 | 17,441 | 16,803 | 26,118 | 13,409 | 12,709 | 8,126 | 4,032 | 4,094 |
| 10 | 7,091 | 3,704 | 3,387 | 5,416 | 2,865 | 2,551 | 1,675 | 839 | 836 |
| 11 | 4,813 | 2,390 | 2,423 | 3,600 | 1,801 | 1,799 | 1,213 | 589 | 624 |
| 12 | 7,322 | 3,818 | 3,504 | 5,502 | 2,893 | 2,609 | 1,820 | 925 | 895 |
| 13 | 5,067 | 2,585 | 2,482 | 3,746 | 1,905 | 1,841 | 1,321 | 680 | 641 |
| 14 | 4,860 | 2,417 | 2,443 | 3,595 | 1,820 | 1,775 | 1,265 | 597 | 668 |
| 10 - 14 | 29,153 | 14,914 | 14,239 | 21,859 | 11,284 | 10,575 | 7,294 | 3,630 | 3,664 |
| 15 | 4,554 | 2,424 | 2,130 | 3,314 | 1,787 | 1,527 | 1,240 | 637 | 603 |
| 16 | 3,801 | 1,859 | 1,942 | 2,772 | 1,381 | 1,391 | 1,029 | 478 | 551 |
| 17 | 3,246 | 1,641 | 1,605 | 2,301 | 1,198 | 1,103 | 945 | 443 | 502 |
| 18 | 4,509 | 2,344 | 2,165 | 3,246 | 1,705 | 1,541 | 1,263 | 639 | 624 |
| 19 | 3,152 | 1,429 | 1,723 | 2,209 | 1,010 | 1,199 | 943 | 419 | 524 |
| 15 - 19 | 19,262 | 9,697 | 9,565 | 13,842 | 7,081 | 6,761 | 5,420 | 2,616 | 2,804 |
| 20 | 5,064 | 2,123 | 2,941 | 3,643 | 1,519 | 2,124 | 1,421 | 604 | 817 |
| 21 | 2,386 | 1,051 | 1,335 | 1,637 | 740 | 897 | 749 | 311 | 438 |
| 22 | 3,724 | 1,538 | 2,186 | 2,577 | 1,083 | 1,494 | 1,147 | 455 | 692 |
| 23 | 2,203 | 921 | 1,282 | 1,523 | 651 | 872 | 680 | 270 | 410 |
| 24 | 2,297 | 943 | 1,354 | 1,532 | 628 | 904 | 765 | 315 | 450 |
| 20 - 24 | 15,674 | 6,576 | 9,098 | 10,912 | 4,621 | 6,291 | 4,762 | 1,955 | 2,807 |
| 25 | 4,530 | 1,922 | 2,608 | 3,333 | 1,397 | 1,936 | 1,197 | 525 | 672 |
| 26 | 2,318 | 979 | 1,339 | 1,595 | 671 | 924 | 723 | 308 | 415 |
| 27 | 2,210 | 993 | 1,217 | 1,520 | 689 | 831 | 690 | 304 | 386 |
| 28 | 3,272 | 1,332 | 1,940 | 2,312 | 958 | 1,354 | 960 | 374 | 586 |
| 29 | 1,910 | 779 | 1,131 | 1,323 | 548 | 775 | 587 | 231 | 356 |
| 25 - 29 | 14,240 | 6,005 | 8,235 | 10,083 | 4,263 | 5,820 | 4,157 | 1,742 | 2,415 |
| 30 | 5,915 | 2,558 | 3,357 | 4,349 | 1,892 | 2,457 | 1,566 | 666 | 900 |
| 31 | 1,333 | 585 | 748 | 949 | 413 | 536 | 384 | 172 | 212 |
| 32 | 3,023 | 1,314 | 1,709 | 2,112 | 927 | 1,185 | 911 | 387 | 524 |
| 33 | 1,511 | 671 | 840 | 1,025 | 454 | 571 | 486 | 217 | 269 |
| 34 | 1,541 | 698 | 843 | 1,094 | 509 | 585 | 447 | 189 | 258 |
| 30 - 34 | 13,323 | 5,826 | 7,497 | 9,529 | 4,195 | 5,334 | 3,794 | 1,631 | 2,163 |
| 35 | 4,399 | 2,049 | 2,350 | 3,296 | 1,524 | 1,772 | 1,103 | 525 | 578 |
| 36 | 1,608 | 718 | 890 | 1,129 | 509 | 620 | 479 | 209 | 270 |
| 37 | 1,538 | 744 | 794 | 1,100 | 529 | 571 | 438 | 215 | 223 |
| 38 | 2,266 | 1,052 | 1,214 | 1,619 | 754 | 865 | 647 | 298 | 349 |
| 39 | 1,231 | 556 | 675 | 881 | 401 | 480 | 350 | 155 | 195 |
| 35 - 39 | 11,042 | 5,119 | 5,923 | 8,025 | 3,717 | 4,308 | 3,017 | 1,402 | 1,615 |

Table 6.5: Rufiji District Council: Total Population by Age in Single Years, Five Year Age Groups, Sex and Rural-Urban

| Age | Total | | | Rural | | | Urban | | |
|----------------|--------------|--------------|--------------|--------------|--------------|--------------|--------------|--------------|--------------|
| | Both Sexes | Male | Female | Both Sexes | Male | Female | Both Sexes | Male | Female |
| 40 | 4,855 | 2,444 | 2,411 | 3,656 | 1,827 | 1,829 | 1,199 | 617 | 582 |
| 41 | 820 | 400 | 420 | 621 | 307 | 314 | 199 | 93 | 106 |
| 42 | 1,956 | 988 | 968 | 1,435 | 722 | 713 | 521 | 266 | 255 |
| 43 | 922 | 449 | 473 | 675 | 326 | 349 | 247 | 123 | 124 |
| 44 | 967 | 440 | 527 | 702 | 329 | 373 | 265 | 111 | 154 |
| 40 - 44 | 9,520 | 4,721 | 4,799 | 7,089 | 3,511 | 3,578 | 2,431 | 1,210 | 1,221 |
| 45 | 3,015 | 1,500 | 1,515 | 2,266 | 1,128 | 1,138 | 749 | 372 | 377 |
| 46 | 942 | 448 | 494 | 679 | 334 | 345 | 263 | 114 | 149 |
| 47 | 817 | 411 | 406 | 603 | 306 | 297 | 214 | 105 | 109 |
| 48 | 1,342 | 657 | 685 | 968 | 478 | 490 | 374 | 179 | 195 |
| 49 | 882 | 440 | 442 | 672 | 341 | 331 | 210 | 99 | 111 |
| 45 - 49 | 6,998 | 3,456 | 3,542 | 5,188 | 2,587 | 2,601 | 1,810 | 869 | 941 |
| 50 | 3,465 | 1,672 | 1,793 | 2,620 | 1,250 | 1,370 | 845 | 422 | 423 |
| 51 | 689 | 357 | 332 | 512 | 268 | 244 | 177 | 89 | 88 |
| 52 | 1,211 | 598 | 613 | 881 | 432 | 449 | 330 | 166 | 164 |
| 53 | 526 | 261 | 265 | 383 | 191 | 192 | 143 | 70 | 73 |
| 54 | 667 | 353 | 314 | 495 | 266 | 229 | 172 | 87 | 85 |
| 50 - 54 | 6,558 | 3,241 | 3,317 | 4,891 | 2,407 | 2,484 | 1,667 | 834 | 833 |
| 55 | 1,533 | 761 | 772 | 1,132 | 549 | 583 | 401 | 212 | 189 |
| 56 | 636 | 324 | 312 | 471 | 242 | 229 | 165 | 82 | 83 |
| 57 | 500 | 279 | 221 | 364 | 203 | 161 | 136 | 76 | 60 |
| 58 | 920 | 444 | 476 | 679 | 335 | 344 | 241 | 109 | 132 |
| 59 | 414 | 207 | 207 | 300 | 148 | 152 | 114 | 59 | 55 |
| 55 - 59 | 4,003 | 2,015 | 1,988 | 2,946 | 1,477 | 1,469 | 1,057 | 538 | 519 |
| 60 | 2,941 | 1,303 | 1,638 | 2,273 | 1,032 | 1,241 | 668 | 271 | 397 |
| 61 | 391 | 180 | 211 | 287 | 142 | 145 | 104 | 38 | 66 |
| 62 | 810 | 382 | 428 | 603 | 296 | 307 | 207 | 86 | 121 |
| 63 | 387 | 163 | 224 | 289 | 120 | 169 | 98 | 43 | 55 |
| 64 | 377 | 193 | 184 | 276 | 140 | 136 | 101 | 53 | 48 |
| 60 - 64 | 4,906 | 2,221 | 2,685 | 3,728 | 1,730 | 1,998 | 1,178 | 491 | 687 |
| 65 | 1,479 | 693 | 786 | 1,128 | 538 | 590 | 351 | 155 | 196 |
| 66 | 259 | 135 | 124 | 193 | 104 | 89 | 66 | 31 | 35 |
| 67 | 509 | 244 | 265 | 393 | 192 | 201 | 116 | 52 | 64 |
| 68 | 682 | 295 | 387 | 500 | 223 | 277 | 182 | 72 | 110 |
| 69 | 289 | 117 | 172 | 217 | 89 | 128 | 72 | 28 | 44 |
| 65 - 69 | 3,218 | 1,484 | 1,734 | 2,431 | 1,146 | 1,285 | 787 | 338 | 449 |
| 70 | 2,646 | 1,295 | 1,351 | 2,021 | 1,021 | 1,000 | 625 | 274 | 351 |
| 71 | 248 | 118 | 130 | 198 | 95 | 103 | 50 | 23 | 27 |
| 72 | 593 | 276 | 317 | 433 | 217 | 216 | 160 | 59 | 101 |
| 73 | 255 | 126 | 129 | 199 | 107 | 92 | 56 | 19 | 37 |
| 74 | 297 | 153 | 144 | 236 | 127 | 109 | 61 | 26 | 35 |
| 70 - 74 | 4,039 | 1,968 | 2,071 | 3,087 | 1,567 | 1,520 | 952 | 401 | 551 |
| 75 | 1,037 | 490 | 547 | 823 | 382 | 441 | 214 | 108 | 106 |
| 76 | 312 | 158 | 154 | 239 | 127 | 112 | 73 | 31 | 42 |
| 77 | 181 | 97 | 84 | 150 | 85 | 65 | 31 | 12 | 19 |
| 78 | 452 | 195 | 257 | 316 | 142 | 174 | 136 | 53 | 83 |
| 79 | 217 | 103 | 114 | 165 | 81 | 84 | 52 | 22 | 30 |
| 75 - 79 | 2,199 | 1,043 | 1,156 | 1,693 | 817 | 876 | 506 | 226 | 280 |
| 80+ | 5,452 | 2,341 | 3,111 | 4,190 | 1,876 | 2,314 | 1,262 | 465 | 797 |

Table 6.6: Mafia District Council: Total Population by Age in Single Years, Five Year Age Groups, Sex and Rural-Urban

| Age | Total | | | Rural | | | Urban | | |
|----------------|---------------|---------------|---------------|---------------|---------------|---------------|---------------|--------------|--------------|
| | Both Sexes | Male | Female | Both Sexes | Male | Female | Both Sexes | Male | Female |
| Total | 46,438 | 22,954 | 23,484 | 34,297 | 17,209 | 17,088 | 12,141 | 5,745 | 6,396 |
| 0 | 1,361 | 647 | 714 | 950 | 448 | 502 | 411 | 199 | 212 |
| 1 | 1,015 | 498 | 517 | 720 | 346 | 374 | 295 | 152 | 143 |
| 2 | 1,123 | 569 | 554 | 799 | 428 | 371 | 324 | 141 | 183 |
| 3 | 1,249 | 607 | 642 | 899 | 439 | 460 | 350 | 168 | 182 |
| 4 | 1,313 | 676 | 637 | 952 | 483 | 469 | 361 | 193 | 168 |
| 0 - 4 | 6,061 | 2,997 | 3,064 | 4,320 | 2,144 | 2,176 | 1,741 | 853 | 888 |
| 5 | 1,087 | 549 | 538 | 812 | 407 | 405 | 275 | 142 | 133 |
| 6 | 1,258 | 621 | 637 | 943 | 456 | 487 | 315 | 165 | 150 |
| 7 | 1,302 | 638 | 664 | 990 | 504 | 486 | 312 | 134 | 178 |
| 8 | 1,108 | 531 | 577 | 826 | 404 | 422 | 282 | 127 | 155 |
| 9 | 958 | 443 | 515 | 731 | 335 | 396 | 227 | 108 | 119 |
| 5 - 9 | 5,713 | 2,782 | 2,931 | 4,302 | 2,106 | 2,196 | 1,411 | 676 | 735 |
| 10 | 1,217 | 632 | 585 | 944 | 484 | 460 | 273 | 148 | 125 |
| 11 | 983 | 487 | 496 | 739 | 374 | 365 | 244 | 113 | 131 |
| 12 | 1,401 | 686 | 715 | 1,060 | 530 | 530 | 341 | 156 | 185 |
| 13 | 1,009 | 515 | 494 | 793 | 398 | 395 | 216 | 117 | 99 |
| 14 | 957 | 474 | 483 | 718 | 383 | 335 | 239 | 91 | 148 |
| 10 - 14 | 5,567 | 2,794 | 2,773 | 4,254 | 2,169 | 2,085 | 1,313 | 625 | 688 |
| 15 | 995 | 539 | 456 | 770 | 429 | 341 | 225 | 110 | 115 |
| 16 | 874 | 400 | 474 | 646 | 306 | 340 | 228 | 94 | 134 |
| 17 | 803 | 433 | 370 | 585 | 333 | 252 | 218 | 100 | 118 |
| 18 | 1,212 | 586 | 626 | 902 | 443 | 459 | 310 | 143 | 167 |
| 19 | 797 | 357 | 440 | 562 | 269 | 293 | 235 | 88 | 147 |
| 15 - 19 | 4,681 | 2,315 | 2,366 | 3,465 | 1,780 | 1,685 | 1,216 | 535 | 681 |
| 20 | 1,388 | 580 | 808 | 978 | 440 | 538 | 410 | 140 | 270 |
| 21 | 629 | 286 | 343 | 442 | 210 | 232 | 187 | 76 | 111 |
| 22 | 909 | 415 | 494 | 650 | 309 | 341 | 259 | 106 | 153 |
| 23 | 654 | 305 | 349 | 449 | 218 | 231 | 205 | 87 | 118 |
| 24 | 708 | 297 | 411 | 473 | 201 | 272 | 235 | 96 | 139 |
| 20 - 24 | 4,288 | 1,883 | 2,405 | 2,992 | 1,378 | 1,614 | 1,296 | 505 | 791 |
| 25 | 1,416 | 686 | 730 | 1,027 | 513 | 514 | 389 | 173 | 216 |
| 26 | 672 | 328 | 344 | 430 | 212 | 218 | 242 | 116 | 126 |
| 27 | 682 | 305 | 377 | 468 | 216 | 252 | 214 | 89 | 125 |
| 28 | 865 | 404 | 461 | 580 | 260 | 320 | 285 | 144 | 141 |
| 29 | 495 | 212 | 283 | 325 | 143 | 182 | 170 | 69 | 101 |
| 25 - 29 | 4,130 | 1,935 | 2,195 | 2,830 | 1,344 | 1,486 | 1,300 | 591 | 709 |
| 30 | 1,732 | 829 | 903 | 1,242 | 592 | 650 | 490 | 237 | 253 |
| 31 | 354 | 165 | 189 | 225 | 108 | 117 | 129 | 57 | 72 |
| 32 | 735 | 385 | 350 | 471 | 266 | 205 | 264 | 119 | 145 |
| 33 | 409 | 226 | 183 | 263 | 143 | 120 | 146 | 83 | 63 |
| 34 | 392 | 187 | 205 | 272 | 131 | 141 | 120 | 56 | 64 |
| 30 - 34 | 3,622 | 1,792 | 1,830 | 2,473 | 1,240 | 1,233 | 1,149 | 552 | 597 |
| 35 | 1,319 | 663 | 656 | 967 | 488 | 479 | 352 | 175 | 177 |
| 36 | 400 | 208 | 192 | 275 | 154 | 121 | 125 | 54 | 71 |
| 37 | 453 | 228 | 225 | 335 | 172 | 163 | 118 | 56 | 62 |
| 38 | 549 | 271 | 278 | 408 | 200 | 208 | 141 | 71 | 70 |
| 39 | 295 | 138 | 157 | 206 | 97 | 109 | 89 | 41 | 48 |
| 35 - 39 | 3,016 | 1,508 | 1,508 | 2,191 | 1,111 | 1,080 | 825 | 397 | 428 |

Table 6.6: Mafia District Council: Total Population by Age in Single Years, Five Year Age Groups, Sex and Rural-Urban

| Age | Total | | | Rural | | | Urban | | |
|----------------|--------------|--------------|--------------|--------------|------------|------------|------------|------------|------------|
| | Both Sexes | Male | Female | Both Sexes | Male | Female | Both Sexes | Male | Female |
| 40 | 1,339 | 682 | 657 | 1,026 | 509 | 517 | 313 | 173 | 140 |
| 41 | 170 | 94 | 76 | 126 | 72 | 54 | 44 | 22 | 22 |
| 42 | 416 | 231 | 185 | 290 | 165 | 125 | 126 | 66 | 60 |
| 43 | 224 | 117 | 107 | 164 | 86 | 78 | 60 | 31 | 29 |
| 44 | 175 | 108 | 67 | 112 | 67 | 45 | 63 | 41 | 22 |
| 40 - 44 | 2,324 | 1,232 | 1,092 | 1,718 | 899 | 819 | 606 | 333 | 273 |
| 45 | 793 | 437 | 356 | 632 | 326 | 306 | 161 | 111 | 50 |
| 46 | 181 | 104 | 77 | 142 | 82 | 60 | 39 | 22 | 17 |
| 47 | 193 | 96 | 97 | 145 | 76 | 69 | 48 | 20 | 28 |
| 48 | 307 | 176 | 131 | 245 | 140 | 105 | 62 | 36 | 26 |
| 49 | 173 | 101 | 72 | 127 | 72 | 55 | 46 | 29 | 17 |
| 45 - 49 | 1,647 | 914 | 733 | 1,291 | 696 | 595 | 356 | 218 | 138 |
| 50 | 859 | 421 | 438 | 708 | 352 | 356 | 151 | 69 | 82 |
| 51 | 167 | 100 | 67 | 129 | 80 | 49 | 38 | 20 | 18 |
| 52 | 243 | 140 | 103 | 189 | 109 | 80 | 54 | 31 | 23 |
| 53 | 121 | 69 | 52 | 93 | 53 | 40 | 28 | 16 | 12 |
| 54 | 136 | 90 | 46 | 101 | 65 | 36 | 35 | 25 | 10 |
| 50 - 54 | 1,526 | 820 | 706 | 1,220 | 659 | 561 | 306 | 161 | 145 |
| 55 | 367 | 203 | 164 | 298 | 165 | 133 | 69 | 38 | 31 |
| 56 | 107 | 67 | 40 | 85 | 53 | 32 | 22 | 14 | 8 |
| 57 | 92 | 58 | 34 | 67 | 44 | 23 | 25 | 14 | 11 |
| 58 | 156 | 91 | 65 | 118 | 71 | 47 | 38 | 20 | 18 |
| 59 | 58 | 29 | 29 | 44 | 26 | 18 | 14 | 3 | 11 |
| 55 - 59 | 780 | 448 | 332 | 612 | 359 | 253 | 168 | 89 | 79 |
| 60 | 661 | 333 | 328 | 566 | 285 | 281 | 95 | 48 | 47 |
| 61 | 55 | 33 | 22 | 41 | 23 | 18 | 14 | 10 | 4 |
| 62 | 96 | 53 | 43 | 75 | 37 | 38 | 21 | 16 | 5 |
| 63 | 75 | 48 | 27 | 63 | 41 | 22 | 12 | 7 | 5 |
| 64 | 66 | 49 | 17 | 53 | 36 | 17 | 13 | 13 | 0 |
| 60 - 64 | 953 | 516 | 437 | 798 | 422 | 376 | 155 | 94 | 61 |
| 65 | 301 | 144 | 157 | 258 | 122 | 136 | 43 | 22 | 21 |
| 66 | 46 | 27 | 19 | 37 | 21 | 16 | 9 | 6 | 3 |
| 67 | 80 | 48 | 32 | 67 | 40 | 27 | 13 | 8 | 5 |
| 68 | 71 | 32 | 39 | 57 | 27 | 30 | 14 | 5 | 9 |
| 69 | 36 | 20 | 16 | 33 | 19 | 14 | 3 | 1 | 2 |
| 65 - 69 | 534 | 271 | 263 | 452 | 229 | 223 | 82 | 42 | 40 |
| 70 | 525 | 268 | 257 | 464 | 246 | 218 | 61 | 22 | 39 |
| 71 | 23 | 12 | 11 | 21 | 12 | 9 | 2 | 0 | 2 |
| 72 | 64 | 33 | 31 | 52 | 27 | 25 | 12 | 6 | 6 |
| 73 | 35 | 22 | 13 | 34 | 22 | 12 | 1 | 0 | 1 |
| 74 | 34 | 15 | 19 | 28 | 12 | 16 | 6 | 3 | 3 |
| 70 - 74 | 681 | 350 | 331 | 599 | 319 | 280 | 82 | 31 | 51 |
| 75 | 178 | 82 | 96 | 156 | 74 | 82 | 22 | 8 | 14 |
| 76 | 31 | 14 | 17 | 30 | 14 | 16 | 1 | 0 | 1 |
| 77 | 29 | 17 | 12 | 23 | 17 | 6 | 6 | 0 | 6 |
| 78 | 44 | 20 | 24 | 37 | 16 | 21 | 7 | 4 | 3 |
| 79 | 15 | 9 | 6 | 11 | 7 | 4 | 4 | 2 | 2 |
| 75 - 79 | 297 | 142 | 155 | 257 | 128 | 129 | 40 | 14 | 26 |
| 80+ | 618 | 255 | 363 | 523 | 226 | 297 | 95 | 29 | 66 |

Table 6.7: Kibaha Town Council: Total Population by Age in Single Years, Five Year Age Groups, Sex and Rural-Urban

| Age | Total | | | Rural | | | Urban | | |
|----------------|----------------|---------------|---------------|------------|----------|----------|----------------|---------------|---------------|
| | Both Sexes | Male | Female | Both Sexes | Male | Female | Both Sexes | Male | Female |
| Total | 128,488 | 62,653 | 65,835 | 0 | 0 | 0 | 128,488 | 62,653 | 65,835 |
| 0 | 3,489 | 1,766 | 1,723 | 0 | 0 | 0 | 3,489 | 1,766 | 1,723 |
| 1 | 2,885 | 1,431 | 1,454 | 0 | 0 | 0 | 2,885 | 1,431 | 1,454 |
| 2 | 3,200 | 1,630 | 1,570 | 0 | 0 | 0 | 3,200 | 1,630 | 1,570 |
| 3 | 2,967 | 1,498 | 1,469 | 0 | 0 | 0 | 2,967 | 1,498 | 1,469 |
| 4 | 3,204 | 1,633 | 1,571 | 0 | 0 | 0 | 3,204 | 1,633 | 1,571 |
| 0 - 4 | 15,745 | 7,958 | 7,787 | 0 | 0 | 0 | 15,745 | 7,958 | 7,787 |
| 5 | 3,201 | 1,596 | 1,605 | 0 | 0 | 0 | 3,201 | 1,596 | 1,605 |
| 6 | 3,188 | 1,556 | 1,632 | 0 | 0 | 0 | 3,188 | 1,556 | 1,632 |
| 7 | 3,297 | 1,668 | 1,629 | 0 | 0 | 0 | 3,297 | 1,668 | 1,629 |
| 8 | 2,722 | 1,386 | 1,336 | 0 | 0 | 0 | 2,722 | 1,386 | 1,336 |
| 9 | 2,641 | 1,300 | 1,341 | 0 | 0 | 0 | 2,641 | 1,300 | 1,341 |
| 5 - 9 | 15,049 | 7,506 | 7,543 | 0 | 0 | 0 | 15,049 | 7,506 | 7,543 |
| 10 | 2,950 | 1,527 | 1,423 | 0 | 0 | 0 | 2,950 | 1,527 | 1,423 |
| 11 | 2,299 | 1,127 | 1,172 | 0 | 0 | 0 | 2,299 | 1,127 | 1,172 |
| 12 | 3,464 | 1,698 | 1,766 | 0 | 0 | 0 | 3,464 | 1,698 | 1,766 |
| 13 | 2,564 | 1,236 | 1,328 | 0 | 0 | 0 | 2,564 | 1,236 | 1,328 |
| 14 | 2,771 | 1,253 | 1,518 | 0 | 0 | 0 | 2,771 | 1,253 | 1,518 |
| 10 - 14 | 14,048 | 6,841 | 7,207 | 0 | 0 | 0 | 14,048 | 6,841 | 7,207 |
| 15 | 2,627 | 1,249 | 1,378 | 0 | 0 | 0 | 2,627 | 1,249 | 1,378 |
| 16 | 2,833 | 1,324 | 1,509 | 0 | 0 | 0 | 2,833 | 1,324 | 1,509 |
| 17 | 2,845 | 1,338 | 1,507 | 0 | 0 | 0 | 2,845 | 1,338 | 1,507 |
| 18 | 3,182 | 1,473 | 1,709 | 0 | 0 | 0 | 3,182 | 1,473 | 1,709 |
| 19 | 2,688 | 1,236 | 1,452 | 0 | 0 | 0 | 2,688 | 1,236 | 1,452 |
| 15 - 19 | 14,175 | 6,620 | 7,555 | 0 | 0 | 0 | 14,175 | 6,620 | 7,555 |
| 20 | 3,650 | 1,629 | 2,021 | 0 | 0 | 0 | 3,650 | 1,629 | 2,021 |
| 21 | 2,317 | 1,056 | 1,261 | 0 | 0 | 0 | 2,317 | 1,056 | 1,261 |
| 22 | 3,251 | 1,533 | 1,718 | 0 | 0 | 0 | 3,251 | 1,533 | 1,718 |
| 23 | 2,385 | 1,030 | 1,355 | 0 | 0 | 0 | 2,385 | 1,030 | 1,355 |
| 24 | 2,473 | 1,137 | 1,336 | 0 | 0 | 0 | 2,473 | 1,137 | 1,336 |
| 20 - 24 | 14,076 | 6,385 | 7,691 | 0 | 0 | 0 | 14,076 | 6,385 | 7,691 |
| 25 | 2,835 | 1,351 | 1,484 | 0 | 0 | 0 | 2,835 | 1,351 | 1,484 |
| 26 | 2,423 | 1,113 | 1,310 | 0 | 0 | 0 | 2,423 | 1,113 | 1,310 |
| 27 | 2,116 | 1,002 | 1,114 | 0 | 0 | 0 | 2,116 | 1,002 | 1,114 |
| 28 | 2,944 | 1,343 | 1,601 | 0 | 0 | 0 | 2,944 | 1,343 | 1,601 |
| 29 | 1,858 | 870 | 988 | 0 | 0 | 0 | 1,858 | 870 | 988 |
| 25 - 29 | 12,176 | 5,679 | 6,497 | 0 | 0 | 0 | 12,176 | 5,679 | 6,497 |
| 30 | 3,461 | 1,670 | 1,791 | 0 | 0 | 0 | 3,461 | 1,670 | 1,791 |
| 31 | 1,280 | 618 | 662 | 0 | 0 | 0 | 1,280 | 618 | 662 |
| 32 | 2,499 | 1,244 | 1,255 | 0 | 0 | 0 | 2,499 | 1,244 | 1,255 |
| 33 | 1,581 | 758 | 823 | 0 | 0 | 0 | 1,581 | 758 | 823 |
| 34 | 1,489 | 740 | 749 | 0 | 0 | 0 | 1,489 | 740 | 749 |
| 30 - 34 | 10,310 | 5,030 | 5,280 | 0 | 0 | 0 | 10,310 | 5,030 | 5,280 |
| 35 | 2,305 | 1,236 | 1,069 | 0 | 0 | 0 | 2,305 | 1,236 | 1,069 |
| 36 | 1,553 | 731 | 822 | 0 | 0 | 0 | 1,553 | 731 | 822 |
| 37 | 1,382 | 667 | 715 | 0 | 0 | 0 | 1,382 | 667 | 715 |
| 38 | 1,699 | 842 | 857 | 0 | 0 | 0 | 1,699 | 842 | 857 |
| 39 | 1,171 | 574 | 597 | 0 | 0 | 0 | 1,171 | 574 | 597 |
| 35 - 39 | 8,110 | 4,050 | 4,060 | 0 | 0 | 0 | 8,110 | 4,050 | 4,060 |

Table 6.7: Kibaha Town Council: Total Population by Age in Single Years, Five Year Age Groups, Sex and Rural-Urban

| Age | Total | | | Rural | | | Urban | | |
|----------------|--------------|--------------|--------------|------------|----------|----------|--------------|--------------|--------------|
| | Both Sexes | Male | Female | Both Sexes | Male | Female | Both Sexes | Male | Female |
| 40 | 2,296 | 1,161 | 1,135 | 0 | 0 | 0 | 2,296 | 1,161 | 1,135 |
| 41 | 706 | 364 | 342 | 0 | 0 | 0 | 706 | 364 | 342 |
| 42 | 1,427 | 770 | 657 | 0 | 0 | 0 | 1,427 | 770 | 657 |
| 43 | 853 | 418 | 435 | 0 | 0 | 0 | 853 | 418 | 435 |
| 44 | 867 | 449 | 418 | 0 | 0 | 0 | 867 | 449 | 418 |
| 40 - 44 | 6,149 | 3,162 | 2,987 | 0 | 0 | 0 | 6,149 | 3,162 | 2,987 |
| 45 | 1,324 | 711 | 613 | 0 | 0 | 0 | 1,324 | 711 | 613 |
| 46 | 788 | 430 | 358 | 0 | 0 | 0 | 788 | 430 | 358 |
| 47 | 720 | 387 | 333 | 0 | 0 | 0 | 720 | 387 | 333 |
| 48 | 1,007 | 486 | 521 | 0 | 0 | 0 | 1,007 | 486 | 521 |
| 49 | 631 | 330 | 301 | 0 | 0 | 0 | 631 | 330 | 301 |
| 45 - 49 | 4,470 | 2,344 | 2,126 | 0 | 0 | 0 | 4,470 | 2,344 | 2,126 |
| 50 | 1,261 | 613 | 648 | 0 | 0 | 0 | 1,261 | 613 | 648 |
| 51 | 569 | 305 | 264 | 0 | 0 | 0 | 569 | 305 | 264 |
| 52 | 851 | 479 | 372 | 0 | 0 | 0 | 851 | 479 | 372 |
| 53 | 492 | 264 | 228 | 0 | 0 | 0 | 492 | 264 | 228 |
| 54 | 603 | 351 | 252 | 0 | 0 | 0 | 603 | 351 | 252 |
| 50 - 54 | 3,776 | 2,012 | 1,764 | 0 | 0 | 0 | 3,776 | 2,012 | 1,764 |
| 55 | 717 | 371 | 346 | 0 | 0 | 0 | 717 | 371 | 346 |
| 56 | 545 | 284 | 261 | 0 | 0 | 0 | 545 | 284 | 261 |
| 57 | 393 | 220 | 173 | 0 | 0 | 0 | 393 | 220 | 173 |
| 58 | 583 | 276 | 307 | 0 | 0 | 0 | 583 | 276 | 307 |
| 59 | 350 | 179 | 171 | 0 | 0 | 0 | 350 | 179 | 171 |
| 55 - 59 | 2,588 | 1,330 | 1,258 | 0 | 0 | 0 | 2,588 | 1,330 | 1,258 |
| 60 | 1,081 | 512 | 569 | 0 | 0 | 0 | 1,081 | 512 | 569 |
| 61 | 291 | 171 | 120 | 0 | 0 | 0 | 291 | 171 | 120 |
| 62 | 506 | 272 | 234 | 0 | 0 | 0 | 506 | 272 | 234 |
| 63 | 300 | 166 | 134 | 0 | 0 | 0 | 300 | 166 | 134 |
| 64 | 306 | 176 | 130 | 0 | 0 | 0 | 306 | 176 | 130 |
| 60 - 64 | 2,484 | 1,297 | 1,187 | 0 | 0 | 0 | 2,484 | 1,297 | 1,187 |
| 65 | 543 | 228 | 315 | 0 | 0 | 0 | 543 | 228 | 315 |
| 66 | 212 | 105 | 107 | 0 | 0 | 0 | 212 | 105 | 107 |
| 67 | 299 | 165 | 134 | 0 | 0 | 0 | 299 | 165 | 134 |
| 68 | 286 | 148 | 138 | 0 | 0 | 0 | 286 | 148 | 138 |
| 69 | 166 | 87 | 79 | 0 | 0 | 0 | 166 | 87 | 79 |
| 65 - 69 | 1,506 | 733 | 773 | 0 | 0 | 0 | 1,506 | 733 | 773 |
| 70 | 794 | 327 | 467 | 0 | 0 | 0 | 794 | 327 | 467 |
| 71 | 84 | 41 | 43 | 0 | 0 | 0 | 84 | 41 | 43 |
| 72 | 263 | 124 | 139 | 0 | 0 | 0 | 263 | 124 | 139 |
| 73 | 150 | 97 | 53 | 0 | 0 | 0 | 150 | 97 | 53 |
| 74 | 155 | 81 | 74 | 0 | 0 | 0 | 155 | 81 | 74 |
| 70 - 74 | 1,446 | 670 | 776 | 0 | 0 | 0 | 1,446 | 670 | 776 |
| 75 | 320 | 138 | 182 | 0 | 0 | 0 | 320 | 138 | 182 |
| 76 | 143 | 76 | 67 | 0 | 0 | 0 | 143 | 76 | 67 |
| 77 | 104 | 56 | 48 | 0 | 0 | 0 | 104 | 56 | 48 |
| 78 | 154 | 71 | 83 | 0 | 0 | 0 | 154 | 71 | 83 |
| 79 | 107 | 58 | 49 | 0 | 0 | 0 | 107 | 58 | 49 |
| 75 - 79 | 828 | 399 | 429 | 0 | 0 | 0 | 828 | 399 | 429 |
| 80+ | 1,552 | 637 | 915 | 0 | 0 | 0 | 1,552 | 637 | 915 |

Table 7.0: Dar es Salaam Region: Total Population by Age in Single Years, Five Year Age Groups, Sex and Rural-Urban

| Age | Total | | | Rural | | | Urban | | |
|----------------|------------------|------------------|------------------|------------|----------|----------|------------------|------------------|------------------|
| | Both Sexes | Male | Female | Both Sexes | Male | Female | Both Sexes | Male | Female |
| Total | 4,364,541 | 2,125,786 | 2,238,755 | 0 | 0 | 0 | 4,364,541 | 2,125,786 | 2,238,755 |
| 0 | 123,677 | 62,008 | 61,669 | 0 | 0 | 0 | 123,677 | 62,008 | 61,669 |
| 1 | 99,927 | 50,445 | 49,482 | 0 | 0 | 0 | 99,927 | 50,445 | 49,482 |
| 2 | 103,136 | 52,517 | 50,619 | 0 | 0 | 0 | 103,136 | 52,517 | 50,619 |
| 3 | 99,072 | 48,937 | 50,135 | 0 | 0 | 0 | 99,072 | 48,937 | 50,135 |
| 4 | 101,433 | 50,783 | 50,650 | 0 | 0 | 0 | 101,433 | 50,783 | 50,650 |
| 0 - 4 | 527,245 | 264,690 | 262,555 | 0 | 0 | 0 | 527,245 | 264,690 | 262,555 |
| 5 | 97,100 | 48,901 | 48,199 | 0 | 0 | 0 | 97,100 | 48,901 | 48,199 |
| 6 | 95,049 | 47,123 | 47,926 | 0 | 0 | 0 | 95,049 | 47,123 | 47,926 |
| 7 | 93,094 | 46,550 | 46,544 | 0 | 0 | 0 | 93,094 | 46,550 | 46,544 |
| 8 | 81,732 | 40,192 | 41,540 | 0 | 0 | 0 | 81,732 | 40,192 | 41,540 |
| 9 | 76,672 | 37,640 | 39,032 | 0 | 0 | 0 | 76,672 | 37,640 | 39,032 |
| 5 - 9 | 443,647 | 220,406 | 223,241 | 0 | 0 | 0 | 443,647 | 220,406 | 223,241 |
| 10 | 83,366 | 40,607 | 42,759 | 0 | 0 | 0 | 83,366 | 40,607 | 42,759 |
| 11 | 68,453 | 33,150 | 35,303 | 0 | 0 | 0 | 68,453 | 33,150 | 35,303 |
| 12 | 99,577 | 48,357 | 51,220 | 0 | 0 | 0 | 99,577 | 48,357 | 51,220 |
| 13 | 76,978 | 36,167 | 40,811 | 0 | 0 | 0 | 76,978 | 36,167 | 40,811 |
| 14 | 78,680 | 35,077 | 43,603 | 0 | 0 | 0 | 78,680 | 35,077 | 43,603 |
| 10 - 14 | 407,054 | 193,358 | 213,696 | 0 | 0 | 0 | 407,054 | 193,358 | 213,696 |
| 15 | 80,406 | 34,816 | 45,590 | 0 | 0 | 0 | 80,406 | 34,816 | 45,590 |
| 16 | 90,831 | 37,388 | 53,443 | 0 | 0 | 0 | 90,831 | 37,388 | 53,443 |
| 17 | 99,470 | 41,959 | 57,511 | 0 | 0 | 0 | 99,470 | 41,959 | 57,511 |
| 18 | 117,753 | 51,047 | 66,706 | 0 | 0 | 0 | 117,753 | 51,047 | 66,706 |
| 19 | 100,864 | 43,067 | 57,797 | 0 | 0 | 0 | 100,864 | 43,067 | 57,797 |
| 15 - 19 | 489,324 | 208,277 | 281,047 | 0 | 0 | 0 | 489,324 | 208,277 | 281,047 |
| 20 | 134,292 | 58,006 | 76,286 | 0 | 0 | 0 | 134,292 | 58,006 | 76,286 |
| 21 | 89,693 | 40,555 | 49,138 | 0 | 0 | 0 | 89,693 | 40,555 | 49,138 |
| 22 | 125,687 | 56,712 | 68,975 | 0 | 0 | 0 | 125,687 | 56,712 | 68,975 |
| 23 | 95,766 | 42,990 | 52,776 | 0 | 0 | 0 | 95,766 | 42,990 | 52,776 |
| 24 | 103,736 | 47,352 | 56,384 | 0 | 0 | 0 | 103,736 | 47,352 | 56,384 |
| 20 - 24 | 549,174 | 245,615 | 303,559 | 0 | 0 | 0 | 549,174 | 245,615 | 303,559 |
| 25 | 115,841 | 54,714 | 61,127 | 0 | 0 | 0 | 115,841 | 54,714 | 61,127 |
| 26 | 100,539 | 46,838 | 53,701 | 0 | 0 | 0 | 100,539 | 46,838 | 53,701 |
| 27 | 92,953 | 44,092 | 48,861 | 0 | 0 | 0 | 92,953 | 44,092 | 48,861 |
| 28 | 116,907 | 56,199 | 60,708 | 0 | 0 | 0 | 116,907 | 56,199 | 60,708 |
| 29 | 75,664 | 35,947 | 39,717 | 0 | 0 | 0 | 75,664 | 35,947 | 39,717 |
| 25 - 29 | 501,904 | 237,790 | 264,114 | 0 | 0 | 0 | 501,904 | 237,790 | 264,114 |
| 30 | 129,546 | 64,379 | 65,167 | 0 | 0 | 0 | 129,546 | 64,379 | 65,167 |
| 31 | 53,998 | 26,931 | 27,067 | 0 | 0 | 0 | 53,998 | 26,931 | 27,067 |
| 32 | 103,735 | 52,363 | 51,372 | 0 | 0 | 0 | 103,735 | 52,363 | 51,372 |
| 33 | 65,595 | 33,040 | 32,555 | 0 | 0 | 0 | 65,595 | 33,040 | 32,555 |
| 34 | 62,044 | 31,331 | 30,713 | 0 | 0 | 0 | 62,044 | 31,331 | 30,713 |
| 30 - 34 | 414,918 | 208,044 | 206,874 | 0 | 0 | 0 | 414,918 | 208,044 | 206,874 |
| 35 | 87,896 | 46,218 | 41,678 | 0 | 0 | 0 | 87,896 | 46,218 | 41,678 |
| 36 | 60,813 | 31,021 | 29,792 | 0 | 0 | 0 | 60,813 | 31,021 | 29,792 |
| 37 | 58,043 | 30,293 | 27,750 | 0 | 0 | 0 | 58,043 | 30,293 | 27,750 |
| 38 | 64,702 | 33,460 | 31,242 | 0 | 0 | 0 | 64,702 | 33,460 | 31,242 |
| 39 | 44,385 | 22,931 | 21,454 | 0 | 0 | 0 | 44,385 | 22,931 | 21,454 |
| 35 - 39 | 315,839 | 163,923 | 151,916 | 0 | 0 | 0 | 315,839 | 163,923 | 151,916 |

Table 7.0: Dar es Salaam Region: Total Population by Age in Single Years, Five Year Age Groups, Sex and Rural-Urban

| Age | Total | | | Rural | | | Urban | | |
|----------------|----------------|----------------|----------------|------------|----------|----------|----------------|----------------|----------------|
| | Both Sexes | Male | Female | Both Sexes | Male | Female | Both Sexes | Male | Female |
| 40 | 77,525 | 42,214 | 35,311 | 0 | 0 | 0 | 77,525 | 42,214 | 35,311 |
| 41 | 26,965 | 14,687 | 12,278 | 0 | 0 | 0 | 26,965 | 14,687 | 12,278 |
| 42 | 54,571 | 30,457 | 24,114 | 0 | 0 | 0 | 54,571 | 30,457 | 24,114 |
| 43 | 31,674 | 16,697 | 14,977 | 0 | 0 | 0 | 31,674 | 16,697 | 14,977 |
| 44 | 32,275 | 17,405 | 14,870 | 0 | 0 | 0 | 32,275 | 17,405 | 14,870 |
| 40 - 44 | 223,010 | 121,460 | 101,550 | 0 | 0 | 0 | 223,010 | 121,460 | 101,550 |
| 45 | 43,332 | 24,076 | 19,256 | 0 | 0 | 0 | 43,332 | 24,076 | 19,256 |
| 46 | 26,724 | 14,459 | 12,265 | 0 | 0 | 0 | 26,724 | 14,459 | 12,265 |
| 47 | 24,624 | 13,252 | 11,372 | 0 | 0 | 0 | 24,624 | 13,252 | 11,372 |
| 48 | 32,632 | 17,290 | 15,342 | 0 | 0 | 0 | 32,632 | 17,290 | 15,342 |
| 49 | 30,293 | 11,163 | 19,130 | 0 | 0 | 0 | 30,293 | 11,163 | 19,130 |
| 45 - 49 | 157,605 | 80,240 | 77,365 | 0 | 0 | 0 | 157,605 | 80,240 | 77,365 |
| 50 | 36,437 | 19,479 | 16,958 | 0 | 0 | 0 | 36,437 | 19,479 | 16,958 |
| 51 | 16,271 | 9,463 | 6,808 | 0 | 0 | 0 | 16,271 | 9,463 | 6,808 |
| 52 | 24,959 | 14,341 | 10,618 | 0 | 0 | 0 | 24,959 | 14,341 | 10,618 |
| 53 | 15,248 | 8,425 | 6,823 | 0 | 0 | 0 | 15,248 | 8,425 | 6,823 |
| 54 | 18,483 | 10,482 | 8,001 | 0 | 0 | 0 | 18,483 | 10,482 | 8,001 |
| 50 - 54 | 111,398 | 62,190 | 49,208 | 0 | 0 | 0 | 111,398 | 62,190 | 49,208 |
| 55 | 18,872 | 10,484 | 8,388 | 0 | 0 | 0 | 18,872 | 10,484 | 8,388 |
| 56 | 15,015 | 8,564 | 6,451 | 0 | 0 | 0 | 15,015 | 8,564 | 6,451 |
| 57 | 11,961 | 6,778 | 5,183 | 0 | 0 | 0 | 11,961 | 6,778 | 5,183 |
| 58 | 16,288 | 9,039 | 7,249 | 0 | 0 | 0 | 16,288 | 9,039 | 7,249 |
| 59 | 9,475 | 5,387 | 4,088 | 0 | 0 | 0 | 9,475 | 5,387 | 4,088 |
| 55 - 59 | 71,611 | 40,252 | 31,359 | 0 | 0 | 0 | 71,611 | 40,252 | 31,359 |
| 60 | 23,567 | 12,397 | 11,170 | 0 | 0 | 0 | 23,567 | 12,397 | 11,170 |
| 61 | 6,797 | 3,960 | 2,837 | 0 | 0 | 0 | 6,797 | 3,960 | 2,837 |
| 62 | 12,448 | 7,286 | 5,162 | 0 | 0 | 0 | 12,448 | 7,286 | 5,162 |
| 63 | 7,807 | 4,687 | 3,120 | 0 | 0 | 0 | 7,807 | 4,687 | 3,120 |
| 64 | 7,953 | 4,708 | 3,245 | 0 | 0 | 0 | 7,953 | 4,708 | 3,245 |
| 60 - 64 | 58,572 | 33,038 | 25,534 | 0 | 0 | 0 | 58,572 | 33,038 | 25,534 |
| 65 | 11,360 | 6,106 | 5,254 | 0 | 0 | 0 | 11,360 | 6,106 | 5,254 |
| 66 | 4,772 | 2,738 | 2,034 | 0 | 0 | 0 | 4,772 | 2,738 | 2,034 |
| 67 | 6,591 | 3,818 | 2,773 | 0 | 0 | 0 | 6,591 | 3,818 | 2,773 |
| 68 | 5,872 | 3,209 | 2,663 | 0 | 0 | 0 | 5,872 | 3,209 | 2,663 |
| 69 | 3,369 | 1,903 | 1,466 | 0 | 0 | 0 | 3,369 | 1,903 | 1,466 |
| 65 - 69 | 31,964 | 17,774 | 14,190 | 0 | 0 | 0 | 31,964 | 17,774 | 14,190 |
| 70 | 12,660 | 5,979 | 6,681 | 0 | 0 | 0 | 12,660 | 5,979 | 6,681 |
| 71 | 2,174 | 1,181 | 993 | 0 | 0 | 0 | 2,174 | 1,181 | 993 |
| 72 | 5,277 | 2,800 | 2,477 | 0 | 0 | 0 | 5,277 | 2,800 | 2,477 |
| 73 | 2,706 | 1,548 | 1,158 | 0 | 0 | 0 | 2,706 | 1,548 | 1,158 |
| 74 | 2,464 | 1,337 | 1,127 | 0 | 0 | 0 | 2,464 | 1,337 | 1,127 |
| 70 - 74 | 25,281 | 12,845 | 12,436 | 0 | 0 | 0 | 25,281 | 12,845 | 12,436 |
| 75 | 5,331 | 2,545 | 2,786 | 0 | 0 | 0 | 5,331 | 2,545 | 2,786 |
| 76 | 2,605 | 1,344 | 1,261 | 0 | 0 | 0 | 2,605 | 1,344 | 1,261 |
| 77 | 1,998 | 1,071 | 927 | 0 | 0 | 0 | 1,998 | 1,071 | 927 |
| 78 | 2,645 | 1,200 | 1,445 | 0 | 0 | 0 | 2,645 | 1,200 | 1,445 |
| 79 | 1,728 | 927 | 801 | 0 | 0 | 0 | 1,728 | 927 | 801 |
| 75 - 79 | 14,307 | 7,087 | 7,220 | 0 | 0 | 0 | 14,307 | 7,087 | 7,220 |
| 80+ | 21,688 | 8,797 | 12,891 | 0 | 0 | 0 | 21,688 | 8,797 | 12,891 |

Table 7.1: Kinondoni Municipal Council: Total Population by Age in Single Years, Five Year Age Groups, Sex and Rural-Urban

| Age | Total | | | Rural | | | Urban | | |
|----------------|------------------|----------------|----------------|------------|----------|----------|------------------|----------------|----------------|
| | Both Sexes | Male | Female | Both Sexes | Male | Female | Both Sexes | Male | Female |
| Total | 1,775,049 | 860,802 | 914,247 | 0 | 0 | 0 | 1,775,049 | 860,802 | 914,247 |
| 0 | 49,168 | 24,684 | 24,484 | 0 | 0 | 0 | 49,168 | 24,684 | 24,484 |
| 1 | 39,834 | 20,204 | 19,630 | 0 | 0 | 0 | 39,834 | 20,204 | 19,630 |
| 2 | 40,253 | 20,515 | 19,738 | 0 | 0 | 0 | 40,253 | 20,515 | 19,738 |
| 3 | 38,612 | 18,974 | 19,638 | 0 | 0 | 0 | 38,612 | 18,974 | 19,638 |
| 4 | 39,448 | 19,740 | 19,708 | 0 | 0 | 0 | 39,448 | 19,740 | 19,708 |
| 0 - 4 | 207,315 | 104,117 | 103,198 | 0 | 0 | 0 | 207,315 | 104,117 | 103,198 |
| 5 | 37,452 | 18,890 | 18,562 | 0 | 0 | 0 | 37,452 | 18,890 | 18,562 |
| 6 | 36,266 | 17,948 | 18,318 | 0 | 0 | 0 | 36,266 | 17,948 | 18,318 |
| 7 | 34,921 | 17,559 | 17,362 | 0 | 0 | 0 | 34,921 | 17,559 | 17,362 |
| 8 | 30,361 | 15,113 | 15,248 | 0 | 0 | 0 | 30,361 | 15,113 | 15,248 |
| 9 | 29,221 | 14,353 | 14,868 | 0 | 0 | 0 | 29,221 | 14,353 | 14,868 |
| 5 - 9 | 168,221 | 83,863 | 84,358 | 0 | 0 | 0 | 168,221 | 83,863 | 84,358 |
| 10 | 31,122 | 15,008 | 16,114 | 0 | 0 | 0 | 31,122 | 15,008 | 16,114 |
| 11 | 26,048 | 12,496 | 13,552 | 0 | 0 | 0 | 26,048 | 12,496 | 13,552 |
| 12 | 37,429 | 18,069 | 19,360 | 0 | 0 | 0 | 37,429 | 18,069 | 19,360 |
| 13 | 29,777 | 13,993 | 15,784 | 0 | 0 | 0 | 29,777 | 13,993 | 15,784 |
| 14 | 30,770 | 13,364 | 17,406 | 0 | 0 | 0 | 30,770 | 13,364 | 17,406 |
| 10 - 14 | 155,146 | 72,930 | 82,216 | 0 | 0 | 0 | 155,146 | 72,930 | 82,216 |
| 15 | 31,558 | 13,139 | 18,419 | 0 | 0 | 0 | 31,558 | 13,139 | 18,419 |
| 16 | 37,140 | 14,680 | 22,460 | 0 | 0 | 0 | 37,140 | 14,680 | 22,460 |
| 17 | 41,247 | 16,858 | 24,389 | 0 | 0 | 0 | 41,247 | 16,858 | 24,389 |
| 18 | 48,499 | 20,398 | 28,101 | 0 | 0 | 0 | 48,499 | 20,398 | 28,101 |
| 19 | 43,356 | 18,080 | 25,276 | 0 | 0 | 0 | 43,356 | 18,080 | 25,276 |
| 15 - 19 | 201,800 | 83,155 | 118,645 | 0 | 0 | 0 | 201,800 | 83,155 | 118,645 |
| 20 | 56,297 | 23,820 | 32,477 | 0 | 0 | 0 | 56,297 | 23,820 | 32,477 |
| 21 | 39,019 | 17,630 | 21,389 | 0 | 0 | 0 | 39,019 | 17,630 | 21,389 |
| 22 | 53,826 | 24,157 | 29,669 | 0 | 0 | 0 | 53,826 | 24,157 | 29,669 |
| 23 | 41,480 | 18,402 | 23,078 | 0 | 0 | 0 | 41,480 | 18,402 | 23,078 |
| 24 | 45,227 | 20,594 | 24,633 | 0 | 0 | 0 | 45,227 | 20,594 | 24,633 |
| 20 - 24 | 235,849 | 104,603 | 131,246 | 0 | 0 | 0 | 235,849 | 104,603 | 131,246 |
| 25 | 48,255 | 22,885 | 25,370 | 0 | 0 | 0 | 48,255 | 22,885 | 25,370 |
| 26 | 43,266 | 20,361 | 22,905 | 0 | 0 | 0 | 43,266 | 20,361 | 22,905 |
| 27 | 40,379 | 19,202 | 21,177 | 0 | 0 | 0 | 40,379 | 19,202 | 21,177 |
| 28 | 49,519 | 23,830 | 25,689 | 0 | 0 | 0 | 49,519 | 23,830 | 25,689 |
| 29 | 32,442 | 15,420 | 17,022 | 0 | 0 | 0 | 32,442 | 15,420 | 17,022 |
| 25 - 29 | 213,861 | 101,698 | 112,163 | 0 | 0 | 0 | 213,861 | 101,698 | 112,163 |
| 30 | 52,939 | 26,337 | 26,602 | 0 | 0 | 0 | 52,939 | 26,337 | 26,602 |
| 31 | 23,381 | 11,678 | 11,703 | 0 | 0 | 0 | 23,381 | 11,678 | 11,703 |
| 32 | 43,122 | 21,860 | 21,262 | 0 | 0 | 0 | 43,122 | 21,860 | 21,262 |
| 33 | 28,216 | 14,360 | 13,856 | 0 | 0 | 0 | 28,216 | 14,360 | 13,856 |
| 34 | 26,482 | 13,516 | 12,966 | 0 | 0 | 0 | 26,482 | 13,516 | 12,966 |
| 30 - 34 | 174,140 | 87,751 | 86,389 | 0 | 0 | 0 | 174,140 | 87,751 | 86,389 |
| 35 | 35,549 | 18,735 | 16,814 | 0 | 0 | 0 | 35,549 | 18,735 | 16,814 |
| 36 | 25,533 | 13,056 | 12,477 | 0 | 0 | 0 | 25,533 | 13,056 | 12,477 |
| 37 | 24,533 | 12,905 | 11,628 | 0 | 0 | 0 | 24,533 | 12,905 | 11,628 |
| 38 | 26,917 | 14,063 | 12,854 | 0 | 0 | 0 | 26,917 | 14,063 | 12,854 |
| 39 | 18,543 | 9,712 | 8,831 | 0 | 0 | 0 | 18,543 | 9,712 | 8,831 |
| 35 - 39 | 131,075 | 68,471 | 62,604 | 0 | 0 | 0 | 131,075 | 68,471 | 62,604 |

Table 7.1: Kinondoni Municipal Council: Total Population by Age in Single Years, Five Year Age Groups, Sex and Rural-Urban

| Age | Total | | | Rural | | | Urban | | |
|----------------|---------------|---------------|---------------|------------|----------|----------|---------------|---------------|---------------|
| | Both Sexes | Male | Female | Both Sexes | Male | Female | Both Sexes | Male | Female |
| 40 | 30,902 | 16,921 | 13,981 | 0 | 0 | 0 | 30,902 | 16,921 | 13,981 |
| 41 | 11,312 | 6,235 | 5,077 | 0 | 0 | 0 | 11,312 | 6,235 | 5,077 |
| 42 | 22,322 | 12,526 | 9,796 | 0 | 0 | 0 | 22,322 | 12,526 | 9,796 |
| 43 | 13,317 | 7,113 | 6,204 | 0 | 0 | 0 | 13,317 | 7,113 | 6,204 |
| 44 | 13,404 | 7,147 | 6,257 | 0 | 0 | 0 | 13,404 | 7,147 | 6,257 |
| 40 - 44 | 91,257 | 49,942 | 41,315 | 0 | 0 | 0 | 91,257 | 49,942 | 41,315 |
| 45 | 16,863 | 9,497 | 7,366 | 0 | 0 | 0 | 16,863 | 9,497 | 7,366 |
| 46 | 10,651 | 5,737 | 4,914 | 0 | 0 | 0 | 10,651 | 5,737 | 4,914 |
| 47 | 9,996 | 5,324 | 4,672 | 0 | 0 | 0 | 9,996 | 5,324 | 4,672 |
| 48 | 13,285 | 7,021 | 6,264 | 0 | 0 | 0 | 13,285 | 7,021 | 6,264 |
| 49 | 12,140 | 4,502 | 7,638 | 0 | 0 | 0 | 12,140 | 4,502 | 7,638 |
| 45 - 49 | 62,935 | 32,081 | 30,854 | 0 | 0 | 0 | 62,935 | 32,081 | 30,854 |
| 50 | 13,965 | 7,395 | 6,570 | 0 | 0 | 0 | 13,965 | 7,395 | 6,570 |
| 51 | 6,593 | 3,788 | 2,805 | 0 | 0 | 0 | 6,593 | 3,788 | 2,805 |
| 52 | 9,912 | 5,634 | 4,278 | 0 | 0 | 0 | 9,912 | 5,634 | 4,278 |
| 53 | 6,270 | 3,419 | 2,851 | 0 | 0 | 0 | 6,270 | 3,419 | 2,851 |
| 54 | 7,646 | 4,201 | 3,445 | 0 | 0 | 0 | 7,646 | 4,201 | 3,445 |
| 50 - 54 | 44,386 | 24,437 | 19,949 | 0 | 0 | 0 | 44,386 | 24,437 | 19,949 |
| 55 | 7,404 | 4,045 | 3,359 | 0 | 0 | 0 | 7,404 | 4,045 | 3,359 |
| 56 | 6,246 | 3,478 | 2,768 | 0 | 0 | 0 | 6,246 | 3,478 | 2,768 |
| 57 | 5,037 | 2,759 | 2,278 | 0 | 0 | 0 | 5,037 | 2,759 | 2,278 |
| 58 | 6,642 | 3,613 | 3,029 | 0 | 0 | 0 | 6,642 | 3,613 | 3,029 |
| 59 | 4,145 | 2,292 | 1,853 | 0 | 0 | 0 | 4,145 | 2,292 | 1,853 |
| 55 - 59 | 29,474 | 16,187 | 13,287 | 0 | 0 | 0 | 29,474 | 16,187 | 13,287 |
| 60 | 9,260 | 4,813 | 4,447 | 0 | 0 | 0 | 9,260 | 4,813 | 4,447 |
| 61 | 2,818 | 1,636 | 1,182 | 0 | 0 | 0 | 2,818 | 1,636 | 1,182 |
| 62 | 5,154 | 3,038 | 2,116 | 0 | 0 | 0 | 5,154 | 3,038 | 2,116 |
| 63 | 3,410 | 1,979 | 1,431 | 0 | 0 | 0 | 3,410 | 1,979 | 1,431 |
| 64 | 3,409 | 1,941 | 1,468 | 0 | 0 | 0 | 3,409 | 1,941 | 1,468 |
| 60 - 64 | 24,051 | 13,407 | 10,644 | 0 | 0 | 0 | 24,051 | 13,407 | 10,644 |
| 65 | 4,366 | 2,342 | 2,024 | 0 | 0 | 0 | 4,366 | 2,342 | 2,024 |
| 66 | 2,077 | 1,190 | 887 | 0 | 0 | 0 | 2,077 | 1,190 | 887 |
| 67 | 2,829 | 1,615 | 1,214 | 0 | 0 | 0 | 2,829 | 1,615 | 1,214 |
| 68 | 2,245 | 1,297 | 948 | 0 | 0 | 0 | 2,245 | 1,297 | 948 |
| 69 | 1,443 | 857 | 586 | 0 | 0 | 0 | 1,443 | 857 | 586 |
| 65 - 69 | 12,960 | 7,301 | 5,659 | 0 | 0 | 0 | 12,960 | 7,301 | 5,659 |
| 70 | 4,585 | 2,221 | 2,364 | 0 | 0 | 0 | 4,585 | 2,221 | 2,364 |
| 71 | 881 | 512 | 369 | 0 | 0 | 0 | 881 | 512 | 369 |
| 72 | 2,021 | 1,099 | 922 | 0 | 0 | 0 | 2,021 | 1,099 | 922 |
| 73 | 1,100 | 641 | 459 | 0 | 0 | 0 | 1,100 | 641 | 459 |
| 74 | 1,031 | 559 | 472 | 0 | 0 | 0 | 1,031 | 559 | 472 |
| 70 - 74 | 9,618 | 5,032 | 4,586 | 0 | 0 | 0 | 9,618 | 5,032 | 4,586 |
| 75 | 1,887 | 906 | 981 | 0 | 0 | 0 | 1,887 | 906 | 981 |
| 76 | 1,088 | 598 | 490 | 0 | 0 | 0 | 1,088 | 598 | 490 |
| 77 | 798 | 421 | 377 | 0 | 0 | 0 | 798 | 421 | 377 |
| 78 | 952 | 438 | 514 | 0 | 0 | 0 | 952 | 438 | 514 |
| 79 | 627 | 374 | 253 | 0 | 0 | 0 | 627 | 374 | 253 |
| 75 - 79 | 5,352 | 2,737 | 2,615 | 0 | 0 | 0 | 5,352 | 2,737 | 2,615 |
| 80+ | 7,609 | 3,090 | 4,519 | 0 | 0 | 0 | 7,609 | 3,090 | 4,519 |

Table 7.2: Ilala Municipal Council: Total Population by Age in Single Years, Five Year Age Groups, Sex and Rural-Urban

| Age | Total | | | Rural | | | Urban | | |
|----------------|------------------|----------------|----------------|------------|----------|----------|------------------|----------------|----------------|
| | Both Sexes | Male | Female | Both Sexes | Male | Female | Both Sexes | Male | Female |
| Total | 1,220,611 | 595,928 | 624,683 | 0 | 0 | 0 | 1,220,611 | 595,928 | 624,683 |
| 0 | 34,677 | 17,376 | 17,301 | 0 | 0 | 0 | 34,677 | 17,376 | 17,301 |
| 1 | 28,182 | 14,183 | 13,999 | 0 | 0 | 0 | 28,182 | 14,183 | 13,999 |
| 2 | 29,778 | 15,019 | 14,759 | 0 | 0 | 0 | 29,778 | 15,019 | 14,759 |
| 3 | 28,402 | 14,188 | 14,214 | 0 | 0 | 0 | 28,402 | 14,188 | 14,214 |
| 4 | 28,770 | 14,456 | 14,314 | 0 | 0 | 0 | 28,770 | 14,456 | 14,314 |
| 0 - 4 | 149,809 | 75,222 | 74,587 | 0 | 0 | 0 | 149,809 | 75,222 | 74,587 |
| 5 | 27,701 | 14,176 | 13,525 | 0 | 0 | 0 | 27,701 | 14,176 | 13,525 |
| 6 | 27,077 | 13,362 | 13,715 | 0 | 0 | 0 | 27,077 | 13,362 | 13,715 |
| 7 | 26,963 | 13,477 | 13,486 | 0 | 0 | 0 | 26,963 | 13,477 | 13,486 |
| 8 | 23,644 | 11,513 | 12,131 | 0 | 0 | 0 | 23,644 | 11,513 | 12,131 |
| 9 | 22,175 | 10,888 | 11,287 | 0 | 0 | 0 | 22,175 | 10,888 | 11,287 |
| 5 - 9 | 127,560 | 63,416 | 64,144 | 0 | 0 | 0 | 127,560 | 63,416 | 64,144 |
| 10 | 23,947 | 11,771 | 12,176 | 0 | 0 | 0 | 23,947 | 11,771 | 12,176 |
| 11 | 19,802 | 9,545 | 10,257 | 0 | 0 | 0 | 19,802 | 9,545 | 10,257 |
| 12 | 28,460 | 13,952 | 14,508 | 0 | 0 | 0 | 28,460 | 13,952 | 14,508 |
| 13 | 21,407 | 10,012 | 11,395 | 0 | 0 | 0 | 21,407 | 10,012 | 11,395 |
| 14 | 22,229 | 10,094 | 12,135 | 0 | 0 | 0 | 22,229 | 10,094 | 12,135 |
| 10 - 14 | 115,845 | 55,374 | 60,471 | 0 | 0 | 0 | 115,845 | 55,374 | 60,471 |
| 15 | 22,697 | 9,923 | 12,774 | 0 | 0 | 0 | 22,697 | 9,923 | 12,774 |
| 16 | 25,056 | 10,448 | 14,608 | 0 | 0 | 0 | 25,056 | 10,448 | 14,608 |
| 17 | 28,002 | 11,872 | 16,130 | 0 | 0 | 0 | 28,002 | 11,872 | 16,130 |
| 18 | 32,880 | 14,289 | 18,591 | 0 | 0 | 0 | 32,880 | 14,289 | 18,591 |
| 19 | 27,534 | 11,810 | 15,724 | 0 | 0 | 0 | 27,534 | 11,810 | 15,724 |
| 15 - 19 | 136,169 | 58,342 | 77,827 | 0 | 0 | 0 | 136,169 | 58,342 | 77,827 |
| 20 | 37,006 | 16,297 | 20,709 | 0 | 0 | 0 | 37,006 | 16,297 | 20,709 |
| 21 | 24,225 | 11,008 | 13,217 | 0 | 0 | 0 | 24,225 | 11,008 | 13,217 |
| 22 | 33,792 | 15,385 | 18,407 | 0 | 0 | 0 | 33,792 | 15,385 | 18,407 |
| 23 | 25,772 | 11,658 | 14,114 | 0 | 0 | 0 | 25,772 | 11,658 | 14,114 |
| 24 | 27,742 | 12,636 | 15,106 | 0 | 0 | 0 | 27,742 | 12,636 | 15,106 |
| 20 - 24 | 148,537 | 66,984 | 81,553 | 0 | 0 | 0 | 148,537 | 66,984 | 81,553 |
| 25 | 31,139 | 14,565 | 16,574 | 0 | 0 | 0 | 31,139 | 14,565 | 16,574 |
| 26 | 26,859 | 12,292 | 14,567 | 0 | 0 | 0 | 26,859 | 12,292 | 14,567 |
| 27 | 24,685 | 11,663 | 13,022 | 0 | 0 | 0 | 24,685 | 11,663 | 13,022 |
| 28 | 32,000 | 15,258 | 16,742 | 0 | 0 | 0 | 32,000 | 15,258 | 16,742 |
| 29 | 20,535 | 9,781 | 10,754 | 0 | 0 | 0 | 20,535 | 9,781 | 10,754 |
| 25 - 29 | 135,218 | 63,559 | 71,659 | 0 | 0 | 0 | 135,218 | 63,559 | 71,659 |
| 30 | 35,994 | 17,698 | 18,296 | 0 | 0 | 0 | 35,994 | 17,698 | 18,296 |
| 31 | 14,871 | 7,497 | 7,374 | 0 | 0 | 0 | 14,871 | 7,497 | 7,374 |
| 32 | 29,047 | 14,671 | 14,376 | 0 | 0 | 0 | 29,047 | 14,671 | 14,376 |
| 33 | 17,781 | 8,898 | 8,883 | 0 | 0 | 0 | 17,781 | 8,898 | 8,883 |
| 34 | 17,383 | 8,746 | 8,637 | 0 | 0 | 0 | 17,383 | 8,746 | 8,637 |
| 30 - 34 | 115,076 | 57,510 | 57,566 | 0 | 0 | 0 | 115,076 | 57,510 | 57,566 |
| 35 | 24,113 | 12,710 | 11,403 | 0 | 0 | 0 | 24,113 | 12,710 | 11,403 |
| 36 | 17,045 | 8,810 | 8,235 | 0 | 0 | 0 | 17,045 | 8,810 | 8,235 |
| 37 | 16,090 | 8,439 | 7,651 | 0 | 0 | 0 | 16,090 | 8,439 | 7,651 |
| 38 | 18,211 | 9,446 | 8,765 | 0 | 0 | 0 | 18,211 | 9,446 | 8,765 |
| 39 | 12,368 | 6,380 | 5,988 | 0 | 0 | 0 | 12,368 | 6,380 | 5,988 |
| 35 - 39 | 87,827 | 45,785 | 42,042 | 0 | 0 | 0 | 87,827 | 45,785 | 42,042 |

Table 7.2: Ilala Municipal Council: Total Population by Age in Single Years, Five Year Age Groups, Sex and Rural-Urban

| Age | Total | | | Rural | | | Urban | | |
|----------------|---------------|---------------|---------------|------------|----------|----------|---------------|---------------|---------------|
| | Both Sexes | Male | Female | Both Sexes | Male | Female | Both Sexes | Male | Female |
| 40 | 21,980 | 12,079 | 9,901 | 0 | 0 | 0 | 21,980 | 12,079 | 9,901 |
| 41 | 7,633 | 4,184 | 3,449 | 0 | 0 | 0 | 7,633 | 4,184 | 3,449 |
| 42 | 15,487 | 8,708 | 6,779 | 0 | 0 | 0 | 15,487 | 8,708 | 6,779 |
| 43 | 8,815 | 4,684 | 4,131 | 0 | 0 | 0 | 8,815 | 4,684 | 4,131 |
| 44 | 9,100 | 4,952 | 4,148 | 0 | 0 | 0 | 9,100 | 4,952 | 4,148 |
| 40 - 44 | 63,015 | 34,607 | 28,408 | 0 | 0 | 0 | 63,015 | 34,607 | 28,408 |
| 45 | 12,171 | 6,827 | 5,344 | 0 | 0 | 0 | 12,171 | 6,827 | 5,344 |
| 46 | 7,663 | 4,161 | 3,502 | 0 | 0 | 0 | 7,663 | 4,161 | 3,502 |
| 47 | 6,886 | 3,726 | 3,160 | 0 | 0 | 0 | 6,886 | 3,726 | 3,160 |
| 48 | 9,280 | 4,881 | 4,399 | 0 | 0 | 0 | 9,280 | 4,881 | 4,399 |
| 49 | 8,742 | 3,276 | 5,466 | 0 | 0 | 0 | 8,742 | 3,276 | 5,466 |
| 45 - 49 | 44,742 | 22,871 | 21,871 | 0 | 0 | 0 | 44,742 | 22,871 | 21,871 |
| 50 | 10,392 | 5,583 | 4,809 | 0 | 0 | 0 | 10,392 | 5,583 | 4,809 |
| 51 | 4,665 | 2,714 | 1,951 | 0 | 0 | 0 | 4,665 | 2,714 | 1,951 |
| 52 | 7,255 | 4,216 | 3,039 | 0 | 0 | 0 | 7,255 | 4,216 | 3,039 |
| 53 | 4,342 | 2,389 | 1,953 | 0 | 0 | 0 | 4,342 | 2,389 | 1,953 |
| 54 | 5,335 | 3,077 | 2,258 | 0 | 0 | 0 | 5,335 | 3,077 | 2,258 |
| 50 - 54 | 31,989 | 17,979 | 14,010 | 0 | 0 | 0 | 31,989 | 17,979 | 14,010 |
| 55 | 5,527 | 3,046 | 2,481 | 0 | 0 | 0 | 5,527 | 3,046 | 2,481 |
| 56 | 4,371 | 2,536 | 1,835 | 0 | 0 | 0 | 4,371 | 2,536 | 1,835 |
| 57 | 3,353 | 1,934 | 1,419 | 0 | 0 | 0 | 3,353 | 1,934 | 1,419 |
| 58 | 4,688 | 2,599 | 2,089 | 0 | 0 | 0 | 4,688 | 2,599 | 2,089 |
| 59 | 2,663 | 1,513 | 1,150 | 0 | 0 | 0 | 2,663 | 1,513 | 1,150 |
| 55 - 59 | 20,602 | 11,628 | 8,974 | 0 | 0 | 0 | 20,602 | 11,628 | 8,974 |
| 60 | 6,613 | 3,450 | 3,163 | 0 | 0 | 0 | 6,613 | 3,450 | 3,163 |
| 61 | 2,013 | 1,160 | 853 | 0 | 0 | 0 | 2,013 | 1,160 | 853 |
| 62 | 3,540 | 2,018 | 1,522 | 0 | 0 | 0 | 3,540 | 2,018 | 1,522 |
| 63 | 2,198 | 1,321 | 877 | 0 | 0 | 0 | 2,198 | 1,321 | 877 |
| 64 | 2,295 | 1,334 | 961 | 0 | 0 | 0 | 2,295 | 1,334 | 961 |
| 60 - 64 | 16,659 | 9,283 | 7,376 | 0 | 0 | 0 | 16,659 | 9,283 | 7,376 |
| 65 | 3,278 | 1,700 | 1,578 | 0 | 0 | 0 | 3,278 | 1,700 | 1,578 |
| 66 | 1,385 | 792 | 593 | 0 | 0 | 0 | 1,385 | 792 | 593 |
| 67 | 1,799 | 1,045 | 754 | 0 | 0 | 0 | 1,799 | 1,045 | 754 |
| 68 | 1,768 | 895 | 873 | 0 | 0 | 0 | 1,768 | 895 | 873 |
| 69 | 930 | 533 | 397 | 0 | 0 | 0 | 930 | 533 | 397 |
| 65 - 69 | 9,160 | 4,965 | 4,195 | 0 | 0 | 0 | 9,160 | 4,965 | 4,195 |
| 70 | 3,674 | 1,645 | 2,029 | 0 | 0 | 0 | 3,674 | 1,645 | 2,029 |
| 71 | 688 | 350 | 338 | 0 | 0 | 0 | 688 | 350 | 338 |
| 72 | 1,598 | 880 | 718 | 0 | 0 | 0 | 1,598 | 880 | 718 |
| 73 | 822 | 460 | 362 | 0 | 0 | 0 | 822 | 460 | 362 |
| 74 | 728 | 368 | 360 | 0 | 0 | 0 | 728 | 368 | 360 |
| 70 - 74 | 7,510 | 3,703 | 3,807 | 0 | 0 | 0 | 7,510 | 3,703 | 3,807 |
| 75 | 1,661 | 776 | 885 | 0 | 0 | 0 | 1,661 | 776 | 885 |
| 76 | 805 | 381 | 424 | 0 | 0 | 0 | 805 | 381 | 424 |
| 77 | 566 | 302 | 264 | 0 | 0 | 0 | 566 | 302 | 264 |
| 78 | 851 | 370 | 481 | 0 | 0 | 0 | 851 | 370 | 481 |
| 79 | 558 | 276 | 282 | 0 | 0 | 0 | 558 | 276 | 282 |
| 75 - 79 | 4,441 | 2,105 | 2,336 | 0 | 0 | 0 | 4,441 | 2,105 | 2,336 |
| 80+ | 6,452 | 2,595 | 3,857 | 0 | 0 | 0 | 6,452 | 2,595 | 3,857 |

Table 7.3: Temeke Municipal Council: Total Population by Age in Single Years, Five Year Age Groups, Sex and Rural-Urban

| Age | Total | | | Rural | | | Urban | | |
|----------------|------------------|----------------|----------------|------------|----------|----------|------------------|----------------|----------------|
| | Both Sexes | Male | Female | Both Sexes | Male | Female | Both Sexes | Male | Female |
| Total | 1,368,881 | 669,056 | 699,825 | 0 | 0 | 0 | 1,368,881 | 669,056 | 699,825 |
| 0 | 39,832 | 19,948 | 19,884 | 0 | 0 | 0 | 39,832 | 19,948 | 19,884 |
| 1 | 31,911 | 16,058 | 15,853 | 0 | 0 | 0 | 31,911 | 16,058 | 15,853 |
| 2 | 33,105 | 16,983 | 16,122 | 0 | 0 | 0 | 33,105 | 16,983 | 16,122 |
| 3 | 32,058 | 15,775 | 16,283 | 0 | 0 | 0 | 32,058 | 15,775 | 16,283 |
| 4 | 33,215 | 16,587 | 16,628 | 0 | 0 | 0 | 33,215 | 16,587 | 16,628 |
| 0 - 4 | 170,121 | 85,351 | 84,770 | 0 | 0 | 0 | 170,121 | 85,351 | 84,770 |
| 5 | 31,947 | 15,835 | 16,112 | 0 | 0 | 0 | 31,947 | 15,835 | 16,112 |
| 6 | 31,706 | 15,813 | 15,893 | 0 | 0 | 0 | 31,706 | 15,813 | 15,893 |
| 7 | 31,210 | 15,514 | 15,696 | 0 | 0 | 0 | 31,210 | 15,514 | 15,696 |
| 8 | 27,727 | 13,566 | 14,161 | 0 | 0 | 0 | 27,727 | 13,566 | 14,161 |
| 9 | 25,276 | 12,399 | 12,877 | 0 | 0 | 0 | 25,276 | 12,399 | 12,877 |
| 5 - 9 | 147,866 | 73,127 | 74,739 | 0 | 0 | 0 | 147,866 | 73,127 | 74,739 |
| 10 | 28,297 | 13,828 | 14,469 | 0 | 0 | 0 | 28,297 | 13,828 | 14,469 |
| 11 | 22,603 | 11,109 | 11,494 | 0 | 0 | 0 | 22,603 | 11,109 | 11,494 |
| 12 | 33,688 | 16,336 | 17,352 | 0 | 0 | 0 | 33,688 | 16,336 | 17,352 |
| 13 | 25,794 | 12,162 | 13,632 | 0 | 0 | 0 | 25,794 | 12,162 | 13,632 |
| 14 | 25,681 | 11,619 | 14,062 | 0 | 0 | 0 | 25,681 | 11,619 | 14,062 |
| 10 - 14 | 136,063 | 65,054 | 71,009 | 0 | 0 | 0 | 136,063 | 65,054 | 71,009 |
| 15 | 26,151 | 11,754 | 14,397 | 0 | 0 | 0 | 26,151 | 11,754 | 14,397 |
| 16 | 28,635 | 12,260 | 16,375 | 0 | 0 | 0 | 28,635 | 12,260 | 16,375 |
| 17 | 30,221 | 13,229 | 16,992 | 0 | 0 | 0 | 30,221 | 13,229 | 16,992 |
| 18 | 36,374 | 16,360 | 20,014 | 0 | 0 | 0 | 36,374 | 16,360 | 20,014 |
| 19 | 29,974 | 13,177 | 16,797 | 0 | 0 | 0 | 29,974 | 13,177 | 16,797 |
| 15 - 19 | 151,355 | 66,780 | 84,575 | 0 | 0 | 0 | 151,355 | 66,780 | 84,575 |
| 20 | 40,989 | 17,889 | 23,100 | 0 | 0 | 0 | 40,989 | 17,889 | 23,100 |
| 21 | 26,449 | 11,917 | 14,532 | 0 | 0 | 0 | 26,449 | 11,917 | 14,532 |
| 22 | 38,069 | 17,170 | 20,899 | 0 | 0 | 0 | 38,069 | 17,170 | 20,899 |
| 23 | 28,514 | 12,930 | 15,584 | 0 | 0 | 0 | 28,514 | 12,930 | 15,584 |
| 24 | 30,767 | 14,122 | 16,645 | 0 | 0 | 0 | 30,767 | 14,122 | 16,645 |
| 20 - 24 | 164,788 | 74,028 | 90,760 | 0 | 0 | 0 | 164,788 | 74,028 | 90,760 |
| 25 | 36,447 | 17,264 | 19,183 | 0 | 0 | 0 | 36,447 | 17,264 | 19,183 |
| 26 | 30,414 | 14,185 | 16,229 | 0 | 0 | 0 | 30,414 | 14,185 | 16,229 |
| 27 | 27,889 | 13,227 | 14,662 | 0 | 0 | 0 | 27,889 | 13,227 | 14,662 |
| 28 | 35,388 | 17,111 | 18,277 | 0 | 0 | 0 | 35,388 | 17,111 | 18,277 |
| 29 | 22,687 | 10,746 | 11,941 | 0 | 0 | 0 | 22,687 | 10,746 | 11,941 |
| 25 - 29 | 152,825 | 72,533 | 80,292 | 0 | 0 | 0 | 152,825 | 72,533 | 80,292 |
| 30 | 40,613 | 20,344 | 20,269 | 0 | 0 | 0 | 40,613 | 20,344 | 20,269 |
| 31 | 15,746 | 7,756 | 7,990 | 0 | 0 | 0 | 15,746 | 7,756 | 7,990 |
| 32 | 31,566 | 15,832 | 15,734 | 0 | 0 | 0 | 31,566 | 15,832 | 15,734 |
| 33 | 19,598 | 9,782 | 9,816 | 0 | 0 | 0 | 19,598 | 9,782 | 9,816 |
| 34 | 18,179 | 9,069 | 9,110 | 0 | 0 | 0 | 18,179 | 9,069 | 9,110 |
| 30 - 34 | 125,702 | 62,783 | 62,919 | 0 | 0 | 0 | 125,702 | 62,783 | 62,919 |
| 35 | 28,234 | 14,773 | 13,461 | 0 | 0 | 0 | 28,234 | 14,773 | 13,461 |
| 36 | 18,235 | 9,155 | 9,080 | 0 | 0 | 0 | 18,235 | 9,155 | 9,080 |
| 37 | 17,420 | 8,949 | 8,471 | 0 | 0 | 0 | 17,420 | 8,949 | 8,471 |
| 38 | 19,574 | 9,951 | 9,623 | 0 | 0 | 0 | 19,574 | 9,951 | 9,623 |
| 39 | 13,474 | 6,839 | 6,635 | 0 | 0 | 0 | 13,474 | 6,839 | 6,635 |
| 35 - 39 | 96,937 | 49,667 | 47,270 | 0 | 0 | 0 | 96,937 | 49,667 | 47,270 |

Table 7.3: Temeke Municipal Council: Total Population by Age in Single Years, Five Year Age Groups, Sex and Rural-Urban

| Age | Total | | | Rural | | | Urban | | |
|----------------|---------------|---------------|---------------|------------|----------|----------|---------------|---------------|---------------|
| | Both Sexes | Male | Female | Both Sexes | Male | Female | Both Sexes | Male | Female |
| 40 | 24,643 | 13,214 | 11,429 | 0 | 0 | 0 | 24,643 | 13,214 | 11,429 |
| 41 | 8,020 | 4,268 | 3,752 | 0 | 0 | 0 | 8,020 | 4,268 | 3,752 |
| 42 | 16,762 | 9,223 | 7,539 | 0 | 0 | 0 | 16,762 | 9,223 | 7,539 |
| 43 | 9,542 | 4,900 | 4,642 | 0 | 0 | 0 | 9,542 | 4,900 | 4,642 |
| 44 | 9,771 | 5,306 | 4,465 | 0 | 0 | 0 | 9,771 | 5,306 | 4,465 |
| 40 - 44 | 68,738 | 36,911 | 31,827 | 0 | 0 | 0 | 68,738 | 36,911 | 31,827 |
| 45 | 14,298 | 7,752 | 6,546 | 0 | 0 | 0 | 14,298 | 7,752 | 6,546 |
| 46 | 8,410 | 4,561 | 3,849 | 0 | 0 | 0 | 8,410 | 4,561 | 3,849 |
| 47 | 7,742 | 4,202 | 3,540 | 0 | 0 | 0 | 7,742 | 4,202 | 3,540 |
| 48 | 10,067 | 5,388 | 4,679 | 0 | 0 | 0 | 10,067 | 5,388 | 4,679 |
| 49 | 9,411 | 3,385 | 6,026 | 0 | 0 | 0 | 9,411 | 3,385 | 6,026 |
| 45 - 49 | 49,928 | 25,288 | 24,640 | 0 | 0 | 0 | 49,928 | 25,288 | 24,640 |
| 50 | 12,080 | 6,501 | 5,579 | 0 | 0 | 0 | 12,080 | 6,501 | 5,579 |
| 51 | 5,013 | 2,961 | 2,052 | 0 | 0 | 0 | 5,013 | 2,961 | 2,052 |
| 52 | 7,792 | 4,491 | 3,301 | 0 | 0 | 0 | 7,792 | 4,491 | 3,301 |
| 53 | 4,636 | 2,617 | 2,019 | 0 | 0 | 0 | 4,636 | 2,617 | 2,019 |
| 54 | 5,502 | 3,204 | 2,298 | 0 | 0 | 0 | 5,502 | 3,204 | 2,298 |
| 50 - 54 | 35,023 | 19,774 | 15,249 | 0 | 0 | 0 | 35,023 | 19,774 | 15,249 |
| 55 | 5,941 | 3,393 | 2,548 | 0 | 0 | 0 | 5,941 | 3,393 | 2,548 |
| 56 | 4,398 | 2,550 | 1,848 | 0 | 0 | 0 | 4,398 | 2,550 | 1,848 |
| 57 | 3,571 | 2,085 | 1,486 | 0 | 0 | 0 | 3,571 | 2,085 | 1,486 |
| 58 | 4,958 | 2,827 | 2,131 | 0 | 0 | 0 | 4,958 | 2,827 | 2,131 |
| 59 | 2,667 | 1,582 | 1,085 | 0 | 0 | 0 | 2,667 | 1,582 | 1,085 |
| 55 - 59 | 21,535 | 12,437 | 9,098 | 0 | 0 | 0 | 21,535 | 12,437 | 9,098 |
| 60 | 7,694 | 4,134 | 3,560 | 0 | 0 | 0 | 7,694 | 4,134 | 3,560 |
| 61 | 1,966 | 1,164 | 802 | 0 | 0 | 0 | 1,966 | 1,164 | 802 |
| 62 | 3,754 | 2,230 | 1,524 | 0 | 0 | 0 | 3,754 | 2,230 | 1,524 |
| 63 | 2,199 | 1,387 | 812 | 0 | 0 | 0 | 2,199 | 1,387 | 812 |
| 64 | 2,249 | 1,433 | 816 | 0 | 0 | 0 | 2,249 | 1,433 | 816 |
| 60 - 64 | 17,862 | 10,348 | 7,514 | 0 | 0 | 0 | 17,862 | 10,348 | 7,514 |
| 65 | 3,716 | 2,064 | 1,652 | 0 | 0 | 0 | 3,716 | 2,064 | 1,652 |
| 66 | 1,310 | 756 | 554 | 0 | 0 | 0 | 1,310 | 756 | 554 |
| 67 | 1,963 | 1,158 | 805 | 0 | 0 | 0 | 1,963 | 1,158 | 805 |
| 68 | 1,859 | 1,017 | 842 | 0 | 0 | 0 | 1,859 | 1,017 | 842 |
| 69 | 996 | 513 | 483 | 0 | 0 | 0 | 996 | 513 | 483 |
| 65 - 69 | 9,844 | 5,508 | 4,336 | 0 | 0 | 0 | 9,844 | 5,508 | 4,336 |
| 70 | 4,401 | 2,113 | 2,288 | 0 | 0 | 0 | 4,401 | 2,113 | 2,288 |
| 71 | 605 | 319 | 286 | 0 | 0 | 0 | 605 | 319 | 286 |
| 72 | 1,658 | 821 | 837 | 0 | 0 | 0 | 1,658 | 821 | 837 |
| 73 | 784 | 447 | 337 | 0 | 0 | 0 | 784 | 447 | 337 |
| 74 | 705 | 410 | 295 | 0 | 0 | 0 | 705 | 410 | 295 |
| 70 - 74 | 8,153 | 4,110 | 4,043 | 0 | 0 | 0 | 8,153 | 4,110 | 4,043 |
| 75 | 1,783 | 863 | 920 | 0 | 0 | 0 | 1,783 | 863 | 920 |
| 76 | 712 | 365 | 347 | 0 | 0 | 0 | 712 | 365 | 347 |
| 77 | 634 | 348 | 286 | 0 | 0 | 0 | 634 | 348 | 286 |
| 78 | 842 | 392 | 450 | 0 | 0 | 0 | 842 | 392 | 450 |
| 79 | 543 | 277 | 266 | 0 | 0 | 0 | 543 | 277 | 266 |
| 75 - 79 | 4,514 | 2,245 | 2,269 | 0 | 0 | 0 | 4,514 | 2,245 | 2,269 |
| 80+ | 7,627 | 3,112 | 4,515 | 0 | 0 | 0 | 7,627 | 3,112 | 4,515 |

Table 8.0: Lindi Region: Total Population by Age in Single Years, Five Year Age Groups, Sex and Rural-Urban

| Age | Total | | | Rural | | | Urban | | |
|----------------|----------------|----------------|----------------|----------------|----------------|----------------|----------------|---------------|---------------|
| | Both Sexes | Male | Female | Both Sexes | Male | Female | Both Sexes | Male | Female |
| Total | 864,652 | 414,507 | 450,145 | 702,603 | 337,775 | 364,828 | 162,049 | 76,732 | 85,317 |
| 0 | 23,462 | 11,609 | 11,853 | 19,483 | 9,619 | 9,864 | 3,979 | 1,990 | 1,989 |
| 1 | 20,197 | 10,066 | 10,131 | 16,873 | 8,399 | 8,474 | 3,324 | 1,667 | 1,657 |
| 2 | 22,843 | 11,433 | 11,410 | 19,137 | 9,601 | 9,536 | 3,706 | 1,832 | 1,874 |
| 3 | 21,791 | 10,885 | 10,906 | 18,232 | 9,112 | 9,120 | 3,559 | 1,773 | 1,786 |
| 4 | 24,302 | 11,977 | 12,325 | 20,397 | 10,002 | 10,395 | 3,905 | 1,975 | 1,930 |
| 0 - 4 | 112,595 | 55,970 | 56,625 | 94,122 | 46,733 | 47,389 | 18,473 | 9,237 | 9,236 |
| 5 | 24,165 | 12,207 | 11,958 | 20,265 | 10,235 | 10,030 | 3,900 | 1,972 | 1,928 |
| 6 | 24,682 | 12,378 | 12,304 | 20,873 | 10,448 | 10,425 | 3,809 | 1,930 | 1,879 |
| 7 | 26,145 | 13,114 | 13,031 | 22,061 | 11,073 | 10,988 | 4,084 | 2,041 | 2,043 |
| 8 | 22,718 | 11,208 | 11,510 | 19,039 | 9,465 | 9,574 | 3,679 | 1,743 | 1,936 |
| 9 | 21,905 | 10,949 | 10,956 | 18,365 | 9,201 | 9,164 | 3,540 | 1,748 | 1,792 |
| 5 - 9 | 119,615 | 59,856 | 59,759 | 100,603 | 50,422 | 50,181 | 19,012 | 9,434 | 9,578 |
| 10 | 24,047 | 12,119 | 11,928 | 20,056 | 10,160 | 9,896 | 3,991 | 1,959 | 2,032 |
| 11 | 19,146 | 9,595 | 9,551 | 15,628 | 7,929 | 7,699 | 3,518 | 1,666 | 1,852 |
| 12 | 27,664 | 14,245 | 13,419 | 22,743 | 11,774 | 10,969 | 4,921 | 2,471 | 2,450 |
| 13 | 19,079 | 9,665 | 9,414 | 15,479 | 7,928 | 7,551 | 3,600 | 1,737 | 1,863 |
| 14 | 17,881 | 9,102 | 8,779 | 14,255 | 7,354 | 6,901 | 3,626 | 1,748 | 1,878 |
| 10 - 14 | 107,817 | 54,726 | 53,091 | 88,161 | 45,145 | 43,016 | 19,656 | 9,581 | 10,075 |
| 15 | 16,921 | 9,023 | 7,898 | 13,508 | 7,394 | 6,114 | 3,413 | 1,629 | 1,784 |
| 16 | 14,397 | 7,655 | 6,742 | 11,183 | 6,043 | 5,140 | 3,214 | 1,612 | 1,602 |
| 17 | 13,393 | 7,079 | 6,314 | 10,364 | 5,573 | 4,791 | 3,029 | 1,506 | 1,523 |
| 18 | 15,933 | 7,988 | 7,945 | 12,510 | 6,313 | 6,197 | 3,423 | 1,675 | 1,748 |
| 19 | 12,071 | 5,600 | 6,471 | 9,214 | 4,290 | 4,924 | 2,857 | 1,310 | 1,547 |
| 15 - 19 | 72,715 | 37,345 | 35,370 | 56,779 | 29,613 | 27,166 | 15,936 | 7,732 | 8,204 |
| 20 | 17,170 | 7,531 | 9,639 | 13,506 | 5,849 | 7,657 | 3,664 | 1,682 | 1,982 |
| 21 | 10,351 | 4,622 | 5,729 | 7,966 | 3,538 | 4,428 | 2,385 | 1,084 | 1,301 |
| 22 | 15,694 | 6,794 | 8,900 | 12,264 | 5,278 | 6,986 | 3,430 | 1,516 | 1,914 |
| 23 | 9,607 | 4,201 | 5,406 | 7,326 | 3,241 | 4,085 | 2,281 | 960 | 1,321 |
| 24 | 11,251 | 4,765 | 6,486 | 8,822 | 3,722 | 5,100 | 2,429 | 1,043 | 1,386 |
| 20 - 24 | 64,073 | 27,913 | 36,160 | 49,884 | 21,628 | 28,256 | 14,189 | 6,285 | 7,904 |
| 25 | 16,208 | 7,040 | 9,168 | 13,023 | 5,627 | 7,396 | 3,185 | 1,413 | 1,772 |
| 26 | 11,289 | 4,777 | 6,512 | 8,750 | 3,690 | 5,060 | 2,539 | 1,087 | 1,452 |
| 27 | 11,146 | 4,987 | 6,159 | 8,677 | 3,923 | 4,754 | 2,469 | 1,064 | 1,405 |
| 28 | 13,980 | 6,025 | 7,955 | 10,988 | 4,717 | 6,271 | 2,992 | 1,308 | 1,684 |
| 29 | 9,673 | 4,151 | 5,522 | 7,604 | 3,266 | 4,338 | 2,069 | 885 | 1,184 |
| 25 - 29 | 62,296 | 26,980 | 35,316 | 49,042 | 21,223 | 27,819 | 13,254 | 5,757 | 7,497 |
| 30 | 20,463 | 9,241 | 11,222 | 16,340 | 7,316 | 9,024 | 4,123 | 1,925 | 2,198 |
| 31 | 7,862 | 3,532 | 4,330 | 6,330 | 2,849 | 3,481 | 1,532 | 683 | 849 |
| 32 | 14,469 | 6,665 | 7,804 | 11,398 | 5,295 | 6,103 | 3,071 | 1,370 | 1,701 |
| 33 | 8,754 | 3,952 | 4,802 | 6,872 | 3,090 | 3,782 | 1,882 | 862 | 1,020 |
| 34 | 8,597 | 3,861 | 4,736 | 6,770 | 3,013 | 3,757 | 1,827 | 848 | 979 |
| 30 - 34 | 60,145 | 27,251 | 32,894 | 47,710 | 21,563 | 26,147 | 12,435 | 5,688 | 6,747 |
| 35 | 16,273 | 7,687 | 8,586 | 13,225 | 6,254 | 6,971 | 3,048 | 1,433 | 1,615 |
| 36 | 9,538 | 4,481 | 5,057 | 7,589 | 3,573 | 4,016 | 1,949 | 908 | 1,041 |
| 37 | 9,181 | 4,291 | 4,890 | 7,281 | 3,399 | 3,882 | 1,900 | 892 | 1,008 |
| 38 | 11,623 | 5,451 | 6,172 | 9,425 | 4,418 | 5,007 | 2,198 | 1,033 | 1,165 |
| 39 | 8,021 | 3,656 | 4,365 | 6,465 | 2,964 | 3,501 | 1,556 | 692 | 864 |
| 35 - 39 | 54,636 | 25,566 | 29,070 | 43,985 | 20,608 | 23,377 | 10,651 | 4,958 | 5,693 |

Table 8.0: Lindi Region: Total Population by Age in Single Years, Five Year Age Groups, Sex and Rural-Urban

| Age | Total | | | Rural | | | Urban | | |
|----------------|---------------|---------------|---------------|---------------|---------------|---------------|--------------|--------------|--------------|
| | Both Sexes | Male | Female | Both Sexes | Male | Female | Both Sexes | Male | Female |
| 40 | 15,953 | 7,709 | 8,244 | 12,998 | 6,232 | 6,766 | 2,955 | 1,477 | 1,478 |
| 41 | 5,168 | 2,358 | 2,810 | 4,239 | 1,921 | 2,318 | 929 | 437 | 492 |
| 42 | 9,899 | 4,866 | 5,033 | 7,988 | 3,929 | 4,059 | 1,911 | 937 | 974 |
| 43 | 5,605 | 2,656 | 2,949 | 4,473 | 2,116 | 2,357 | 1,132 | 540 | 592 |
| 44 | 5,869 | 2,709 | 3,160 | 4,665 | 2,128 | 2,537 | 1,204 | 581 | 623 |
| 40 - 44 | 42,494 | 20,298 | 22,196 | 34,363 | 16,326 | 18,037 | 8,131 | 3,972 | 4,159 |
| 45 | 10,745 | 5,132 | 5,613 | 8,873 | 4,230 | 4,643 | 1,872 | 902 | 970 |
| 46 | 5,672 | 2,711 | 2,961 | 4,588 | 2,205 | 2,383 | 1,084 | 506 | 578 |
| 47 | 5,850 | 2,761 | 3,089 | 4,775 | 2,250 | 2,525 | 1,075 | 511 | 564 |
| 48 | 7,241 | 3,465 | 3,776 | 5,816 | 2,778 | 3,038 | 1,425 | 687 | 738 |
| 49 | 11,938 | 2,560 | 9,378 | 8,918 | 2,090 | 6,828 | 3,020 | 470 | 2,550 |
| 45 - 49 | 41,446 | 16,629 | 24,817 | 32,970 | 13,553 | 19,417 | 8,476 | 3,076 | 5,400 |
| 50 | 10,262 | 5,020 | 5,242 | 8,398 | 4,026 | 4,372 | 1,864 | 994 | 870 |
| 51 | 4,389 | 2,211 | 2,178 | 3,532 | 1,781 | 1,751 | 857 | 430 | 427 |
| 52 | 7,281 | 3,718 | 3,563 | 5,936 | 2,972 | 2,964 | 1,345 | 746 | 599 |
| 53 | 3,411 | 1,760 | 1,651 | 2,753 | 1,407 | 1,346 | 658 | 353 | 305 |
| 54 | 3,902 | 2,003 | 1,899 | 3,140 | 1,590 | 1,550 | 762 | 413 | 349 |
| 50 - 54 | 29,245 | 14,712 | 14,533 | 23,759 | 11,776 | 11,983 | 5,486 | 2,936 | 2,550 |
| 55 | 6,187 | 3,082 | 3,105 | 5,101 | 2,532 | 2,569 | 1,086 | 550 | 536 |
| 56 | 3,823 | 1,867 | 1,956 | 3,151 | 1,524 | 1,627 | 672 | 343 | 329 |
| 57 | 2,887 | 1,484 | 1,403 | 2,352 | 1,184 | 1,168 | 535 | 300 | 235 |
| 58 | 4,399 | 2,105 | 2,294 | 3,587 | 1,690 | 1,897 | 812 | 415 | 397 |
| 59 | 2,706 | 1,288 | 1,418 | 2,188 | 1,019 | 1,169 | 518 | 269 | 249 |
| 55 - 59 | 20,002 | 9,826 | 10,176 | 16,379 | 7,949 | 8,430 | 3,623 | 1,877 | 1,746 |
| 60 | 11,246 | 5,303 | 5,943 | 9,251 | 4,359 | 4,892 | 1,995 | 944 | 1,051 |
| 61 | 2,743 | 1,392 | 1,351 | 2,325 | 1,176 | 1,149 | 418 | 216 | 202 |
| 62 | 3,907 | 1,945 | 1,962 | 3,202 | 1,570 | 1,632 | 705 | 375 | 330 |
| 63 | 2,770 | 1,378 | 1,392 | 2,243 | 1,090 | 1,153 | 527 | 288 | 239 |
| 64 | 2,310 | 1,206 | 1,104 | 1,901 | 980 | 921 | 409 | 226 | 183 |
| 60 - 64 | 22,976 | 11,224 | 11,752 | 18,922 | 9,175 | 9,747 | 4,054 | 2,049 | 2,005 |
| 65 | 6,148 | 2,892 | 3,256 | 5,107 | 2,410 | 2,697 | 1,041 | 482 | 559 |
| 66 | 1,852 | 899 | 953 | 1,539 | 744 | 795 | 313 | 155 | 158 |
| 67 | 2,896 | 1,533 | 1,363 | 2,374 | 1,249 | 1,125 | 522 | 284 | 238 |
| 68 | 3,190 | 1,426 | 1,764 | 2,684 | 1,189 | 1,495 | 506 | 237 | 269 |
| 69 | 1,871 | 834 | 1,037 | 1,583 | 702 | 881 | 288 | 132 | 156 |
| 65 - 69 | 15,957 | 7,584 | 8,373 | 13,287 | 6,294 | 6,993 | 2,670 | 1,290 | 1,380 |
| 70 | 7,985 | 3,723 | 4,262 | 6,723 | 3,133 | 3,590 | 1,262 | 590 | 672 |
| 71 | 1,465 | 745 | 720 | 1,272 | 652 | 620 | 193 | 93 | 100 |
| 72 | 3,049 | 1,447 | 1,602 | 2,544 | 1,219 | 1,325 | 505 | 228 | 277 |
| 73 | 1,510 | 814 | 696 | 1,263 | 682 | 581 | 247 | 132 | 115 |
| 74 | 1,347 | 696 | 651 | 1,135 | 584 | 551 | 212 | 112 | 100 |
| 70 - 74 | 15,356 | 7,425 | 7,931 | 12,937 | 6,270 | 6,667 | 2,419 | 1,155 | 1,264 |
| 75 | 3,655 | 1,812 | 1,843 | 3,083 | 1,522 | 1,561 | 572 | 290 | 282 |
| 76 | 1,503 | 795 | 708 | 1,291 | 684 | 607 | 212 | 111 | 101 |
| 77 | 1,274 | 736 | 538 | 1,066 | 609 | 457 | 208 | 127 | 81 |
| 78 | 1,946 | 919 | 1,027 | 1,680 | 799 | 881 | 266 | 120 | 146 |
| 79 | 1,275 | 644 | 631 | 1,064 | 538 | 526 | 211 | 106 | 105 |
| 75 - 79 | 9,653 | 4,906 | 4,747 | 8,184 | 4,152 | 4,032 | 1,469 | 754 | 715 |
| 80+ | 13,631 | 6,296 | 7,335 | 11,516 | 5,345 | 6,171 | 2,115 | 951 | 1,164 |

Table 8.1: Kilwa District Council: Total Population by Age in Single Years, Five Year Age Groups, Sex and Rural-Urban

| Age | Total | | | Rural | | | Urban | | |
|----------------|----------------|---------------|---------------|----------------|---------------|---------------|---------------|--------------|---------------|
| | Both Sexes | Male | Female | Both Sexes | Male | Female | Both Sexes | Male | Female |
| Total | 190,744 | 91,661 | 99,083 | 171,719 | 82,745 | 88,974 | 19,025 | 8,916 | 10,109 |
| 0 | 5,739 | 2,896 | 2,843 | 5,190 | 2,599 | 2,591 | 549 | 297 | 252 |
| 1 | 5,161 | 2,546 | 2,615 | 4,755 | 2,358 | 2,397 | 406 | 188 | 218 |
| 2 | 6,045 | 3,037 | 3,008 | 5,568 | 2,804 | 2,764 | 477 | 233 | 244 |
| 3 | 5,762 | 2,838 | 2,924 | 5,304 | 2,619 | 2,685 | 458 | 219 | 239 |
| 4 | 6,679 | 3,279 | 3,400 | 6,146 | 2,994 | 3,152 | 533 | 285 | 248 |
| 0 - 4 | 29,386 | 14,596 | 14,790 | 26,963 | 13,374 | 13,589 | 2,423 | 1,222 | 1,201 |
| 5 | 6,442 | 3,277 | 3,165 | 5,926 | 3,018 | 2,908 | 516 | 259 | 257 |
| 6 | 6,113 | 3,131 | 2,982 | 5,679 | 2,914 | 2,765 | 434 | 217 | 217 |
| 7 | 6,601 | 3,324 | 3,277 | 6,047 | 3,056 | 2,991 | 554 | 268 | 286 |
| 8 | 5,670 | 2,819 | 2,851 | 5,236 | 2,605 | 2,631 | 434 | 214 | 220 |
| 9 | 5,162 | 2,625 | 2,537 | 4,753 | 2,430 | 2,323 | 409 | 195 | 214 |
| 5 - 9 | 29,988 | 15,176 | 14,812 | 27,641 | 14,023 | 13,618 | 2,347 | 1,153 | 1,194 |
| 10 | 5,983 | 3,029 | 2,954 | 5,537 | 2,818 | 2,719 | 446 | 211 | 235 |
| 11 | 4,127 | 2,052 | 2,075 | 3,756 | 1,873 | 1,883 | 371 | 179 | 192 |
| 12 | 6,598 | 3,376 | 3,222 | 6,051 | 3,123 | 2,928 | 547 | 253 | 294 |
| 13 | 4,341 | 2,193 | 2,148 | 3,921 | 1,999 | 1,922 | 420 | 194 | 226 |
| 14 | 3,934 | 1,952 | 1,982 | 3,521 | 1,772 | 1,749 | 413 | 180 | 233 |
| 10 - 14 | 24,983 | 12,602 | 12,381 | 22,786 | 11,585 | 11,201 | 2,197 | 1,017 | 1,180 |
| 15 | 4,342 | 2,310 | 2,032 | 3,917 | 2,118 | 1,799 | 425 | 192 | 233 |
| 16 | 3,228 | 1,709 | 1,519 | 2,829 | 1,506 | 1,323 | 399 | 203 | 196 |
| 17 | 2,979 | 1,493 | 1,486 | 2,602 | 1,322 | 1,280 | 377 | 171 | 206 |
| 18 | 4,019 | 2,011 | 2,008 | 3,564 | 1,797 | 1,767 | 455 | 214 | 241 |
| 19 | 2,701 | 1,206 | 1,495 | 2,299 | 1,031 | 1,268 | 402 | 175 | 227 |
| 15 - 19 | 17,269 | 8,729 | 8,540 | 15,211 | 7,774 | 7,437 | 2,058 | 955 | 1,103 |
| 20 | 4,529 | 1,927 | 2,602 | 4,021 | 1,703 | 2,318 | 508 | 224 | 284 |
| 21 | 1,973 | 845 | 1,128 | 1,713 | 722 | 991 | 260 | 123 | 137 |
| 22 | 3,399 | 1,382 | 2,017 | 2,966 | 1,219 | 1,747 | 433 | 163 | 270 |
| 23 | 1,981 | 848 | 1,133 | 1,681 | 723 | 958 | 300 | 125 | 175 |
| 24 | 2,319 | 973 | 1,346 | 2,018 | 843 | 1,175 | 301 | 130 | 171 |
| 20 - 24 | 14,201 | 5,975 | 8,226 | 12,399 | 5,210 | 7,189 | 1,802 | 765 | 1,037 |
| 25 | 4,495 | 1,829 | 2,666 | 4,027 | 1,629 | 2,398 | 468 | 200 | 268 |
| 26 | 2,186 | 895 | 1,291 | 1,862 | 758 | 1,104 | 324 | 137 | 187 |
| 27 | 2,255 | 974 | 1,281 | 1,961 | 862 | 1,099 | 294 | 112 | 182 |
| 28 | 3,060 | 1,297 | 1,763 | 2,650 | 1,125 | 1,525 | 410 | 172 | 238 |
| 29 | 1,782 | 773 | 1,009 | 1,523 | 656 | 867 | 259 | 117 | 142 |
| 25 - 29 | 13,778 | 5,768 | 8,010 | 12,023 | 5,030 | 6,993 | 1,755 | 738 | 1,017 |
| 30 | 5,628 | 2,453 | 3,175 | 4,949 | 2,142 | 2,807 | 679 | 311 | 368 |
| 31 | 1,220 | 588 | 632 | 1,065 | 514 | 551 | 155 | 74 | 81 |
| 32 | 2,784 | 1,323 | 1,461 | 2,446 | 1,168 | 1,278 | 338 | 155 | 183 |
| 33 | 1,529 | 714 | 815 | 1,299 | 602 | 697 | 230 | 112 | 118 |
| 34 | 1,313 | 578 | 735 | 1,129 | 500 | 629 | 184 | 78 | 106 |
| 30 - 34 | 12,474 | 5,656 | 6,818 | 10,888 | 4,926 | 5,962 | 1,586 | 730 | 856 |
| 35 | 4,114 | 1,959 | 2,155 | 3,687 | 1,750 | 1,937 | 427 | 209 | 218 |
| 36 | 1,540 | 710 | 830 | 1,354 | 613 | 741 | 186 | 97 | 89 |
| 37 | 1,606 | 701 | 905 | 1,387 | 608 | 779 | 219 | 93 | 126 |
| 38 | 2,132 | 984 | 1,148 | 1,910 | 881 | 1,029 | 222 | 103 | 119 |
| 39 | 1,254 | 556 | 698 | 1,091 | 484 | 607 | 163 | 72 | 91 |
| 35 - 39 | 10,646 | 4,910 | 5,736 | 9,429 | 4,336 | 5,093 | 1,217 | 574 | 643 |

Table 8.1: Kilwa District Council: Total Population by Age in Single Years, Five Year Age Groups, Sex and Rural-Urban

| Age | Total | | | Rural | | | Urban | | |
|----------------|--------------|--------------|--------------|--------------|--------------|--------------|--------------|------------|------------|
| | Both Sexes | Male | Female | Both Sexes | Male | Female | Both Sexes | Male | Female |
| 40 | 4,054 | 1,885 | 2,169 | 3,640 | 1,678 | 1,962 | 414 | 207 | 207 |
| 41 | 782 | 364 | 418 | 674 | 318 | 356 | 108 | 46 | 62 |
| 42 | 1,699 | 887 | 812 | 1,522 | 790 | 732 | 177 | 97 | 80 |
| 43 | 872 | 431 | 441 | 757 | 371 | 386 | 115 | 60 | 55 |
| 44 | 855 | 403 | 452 | 753 | 355 | 398 | 102 | 48 | 54 |
| 40 - 44 | 8,262 | 3,970 | 4,292 | 7,346 | 3,512 | 3,834 | 916 | 458 | 458 |
| 45 | 2,736 | 1,341 | 1,395 | 2,509 | 1,228 | 1,281 | 227 | 113 | 114 |
| 46 | 851 | 429 | 422 | 753 | 381 | 372 | 98 | 48 | 50 |
| 47 | 863 | 463 | 400 | 751 | 403 | 348 | 112 | 60 | 52 |
| 48 | 1,261 | 621 | 640 | 1,136 | 555 | 581 | 125 | 66 | 59 |
| 49 | 2,140 | 368 | 1,772 | 1,701 | 326 | 1,375 | 439 | 42 | 397 |
| 45 - 49 | 7,851 | 3,222 | 4,629 | 6,850 | 2,893 | 3,957 | 1,001 | 329 | 672 |
| 50 | 2,588 | 1,289 | 1,299 | 2,373 | 1,155 | 1,218 | 215 | 134 | 81 |
| 51 | 557 | 326 | 231 | 501 | 290 | 211 | 56 | 36 | 20 |
| 52 | 1,063 | 615 | 448 | 952 | 533 | 419 | 111 | 82 | 29 |
| 53 | 442 | 262 | 180 | 395 | 234 | 161 | 47 | 28 | 19 |
| 54 | 550 | 308 | 242 | 503 | 277 | 226 | 47 | 31 | 16 |
| 50 - 54 | 5,200 | 2,800 | 2,400 | 4,724 | 2,489 | 2,235 | 476 | 311 | 165 |
| 55 | 1,393 | 747 | 646 | 1,247 | 664 | 583 | 146 | 83 | 63 |
| 56 | 556 | 289 | 267 | 504 | 263 | 241 | 52 | 26 | 26 |
| 57 | 360 | 215 | 145 | 331 | 195 | 136 | 29 | 20 | 9 |
| 58 | 641 | 347 | 294 | 579 | 304 | 275 | 62 | 43 | 19 |
| 59 | 301 | 158 | 143 | 276 | 146 | 130 | 25 | 12 | 13 |
| 55 - 59 | 3,251 | 1,756 | 1,495 | 2,937 | 1,572 | 1,365 | 314 | 184 | 130 |
| 60 | 2,235 | 1,053 | 1,182 | 2,068 | 968 | 1,100 | 167 | 85 | 82 |
| 61 | 318 | 173 | 145 | 287 | 153 | 134 | 31 | 20 | 11 |
| 62 | 576 | 329 | 247 | 520 | 293 | 227 | 56 | 36 | 20 |
| 63 | 313 | 148 | 165 | 285 | 128 | 157 | 28 | 20 | 8 |
| 64 | 275 | 145 | 130 | 252 | 131 | 121 | 23 | 14 | 9 |
| 60 - 64 | 3,717 | 1,848 | 1,869 | 3,412 | 1,673 | 1,739 | 305 | 175 | 130 |
| 65 | 1,254 | 572 | 682 | 1,178 | 531 | 647 | 76 | 41 | 35 |
| 66 | 201 | 110 | 91 | 183 | 101 | 82 | 18 | 9 | 9 |
| 67 | 380 | 205 | 175 | 350 | 191 | 159 | 30 | 14 | 16 |
| 68 | 468 | 212 | 256 | 436 | 194 | 242 | 32 | 18 | 14 |
| 69 | 206 | 101 | 105 | 196 | 93 | 103 | 10 | 8 | 2 |
| 65 - 69 | 2,509 | 1,200 | 1,309 | 2,343 | 1,110 | 1,233 | 166 | 90 | 76 |
| 70 | 1,858 | 879 | 979 | 1,737 | 826 | 911 | 121 | 53 | 68 |
| 71 | 161 | 75 | 86 | 151 | 69 | 82 | 10 | 6 | 4 |
| 72 | 418 | 199 | 219 | 387 | 185 | 202 | 31 | 14 | 17 |
| 73 | 176 | 90 | 86 | 160 | 83 | 77 | 16 | 7 | 9 |
| 74 | 157 | 97 | 60 | 148 | 93 | 55 | 9 | 4 | 5 |
| 70 - 74 | 2,770 | 1,340 | 1,430 | 2,583 | 1,256 | 1,327 | 187 | 84 | 103 |
| 75 | 862 | 431 | 431 | 821 | 408 | 413 | 41 | 23 | 18 |
| 76 | 174 | 87 | 87 | 162 | 81 | 81 | 12 | 6 | 6 |
| 77 | 148 | 84 | 64 | 122 | 70 | 52 | 26 | 14 | 12 |
| 78 | 331 | 164 | 167 | 318 | 159 | 159 | 13 | 5 | 8 |
| 79 | 134 | 67 | 67 | 130 | 65 | 65 | 4 | 2 | 2 |
| 75 - 79 | 1,649 | 833 | 816 | 1,553 | 783 | 770 | 96 | 50 | 46 |
| 80+ | 2,810 | 1,280 | 1,530 | 2,631 | 1,199 | 1,432 | 179 | 81 | 98 |

Table 8.2: Lindi District Council: Total Population by Age in Single Years, Five Year Age Groups, Sex and Rural-Urban

| Age | Total | | | Rural | | | Urban | | |
|----------------|----------------|---------------|----------------|----------------|---------------|---------------|---------------|--------------|--------------|
| | Both Sexes | Male | Female | Both Sexes | Male | Female | Both Sexes | Male | Female |
| Total | 194,143 | 91,647 | 102,496 | 181,979 | 86,029 | 95,950 | 12,164 | 5,618 | 6,546 |
| 0 | 5,405 | 2,627 | 2,778 | 5,133 | 2,496 | 2,637 | 272 | 131 | 141 |
| 1 | 4,364 | 2,200 | 2,164 | 4,098 | 2,072 | 2,026 | 266 | 128 | 138 |
| 2 | 5,145 | 2,564 | 2,581 | 4,863 | 2,435 | 2,428 | 282 | 129 | 153 |
| 3 | 4,756 | 2,356 | 2,400 | 4,502 | 2,231 | 2,271 | 254 | 125 | 129 |
| 4 | 5,381 | 2,735 | 2,646 | 5,077 | 2,574 | 2,503 | 304 | 161 | 143 |
| 0 - 4 | 25,051 | 12,482 | 12,569 | 23,673 | 11,808 | 11,865 | 1,378 | 674 | 704 |
| 5 | 5,457 | 2,716 | 2,741 | 5,163 | 2,571 | 2,592 | 294 | 145 | 149 |
| 6 | 5,752 | 2,902 | 2,850 | 5,423 | 2,733 | 2,690 | 329 | 169 | 160 |
| 7 | 5,698 | 2,838 | 2,860 | 5,401 | 2,691 | 2,710 | 297 | 147 | 150 |
| 8 | 4,798 | 2,408 | 2,390 | 4,525 | 2,268 | 2,257 | 273 | 140 | 133 |
| 9 | 4,814 | 2,351 | 2,463 | 4,549 | 2,218 | 2,331 | 265 | 133 | 132 |
| 5 - 9 | 26,519 | 13,215 | 13,304 | 25,061 | 12,481 | 12,580 | 1,458 | 734 | 724 |
| 10 | 5,559 | 2,827 | 2,732 | 5,262 | 2,659 | 2,603 | 297 | 168 | 129 |
| 11 | 4,078 | 2,046 | 2,032 | 3,822 | 1,927 | 1,895 | 256 | 119 | 137 |
| 12 | 6,130 | 3,157 | 2,973 | 5,770 | 2,975 | 2,795 | 360 | 182 | 178 |
| 13 | 4,084 | 2,040 | 2,044 | 3,853 | 1,925 | 1,928 | 231 | 115 | 116 |
| 14 | 3,642 | 1,822 | 1,820 | 3,392 | 1,682 | 1,710 | 250 | 140 | 110 |
| 10 - 14 | 23,493 | 11,892 | 11,601 | 22,099 | 11,168 | 10,931 | 1,394 | 724 | 670 |
| 15 | 3,428 | 1,839 | 1,589 | 3,199 | 1,739 | 1,460 | 229 | 100 | 129 |
| 16 | 2,859 | 1,566 | 1,293 | 2,663 | 1,456 | 1,207 | 196 | 110 | 86 |
| 17 | 2,634 | 1,439 | 1,195 | 2,425 | 1,326 | 1,099 | 209 | 113 | 96 |
| 18 | 3,114 | 1,559 | 1,555 | 2,901 | 1,460 | 1,441 | 213 | 99 | 114 |
| 19 | 2,290 | 1,055 | 1,235 | 2,108 | 972 | 1,136 | 182 | 83 | 99 |
| 15 - 19 | 14,325 | 7,458 | 6,867 | 13,296 | 6,953 | 6,343 | 1,029 | 505 | 524 |
| 20 | 3,380 | 1,452 | 1,928 | 3,168 | 1,349 | 1,819 | 212 | 103 | 109 |
| 21 | 2,113 | 895 | 1,218 | 1,965 | 835 | 1,130 | 148 | 60 | 88 |
| 22 | 3,317 | 1,388 | 1,929 | 3,078 | 1,291 | 1,787 | 239 | 97 | 142 |
| 23 | 1,936 | 795 | 1,141 | 1,787 | 745 | 1,042 | 149 | 50 | 99 |
| 24 | 2,223 | 892 | 1,331 | 2,062 | 830 | 1,232 | 161 | 62 | 99 |
| 20 - 24 | 12,969 | 5,422 | 7,547 | 12,060 | 5,050 | 7,010 | 909 | 372 | 537 |
| 25 | 3,227 | 1,414 | 1,813 | 3,030 | 1,321 | 1,709 | 197 | 93 | 104 |
| 26 | 2,344 | 949 | 1,395 | 2,165 | 870 | 1,295 | 179 | 79 | 100 |
| 27 | 2,213 | 971 | 1,242 | 2,048 | 913 | 1,135 | 165 | 58 | 107 |
| 28 | 2,933 | 1,186 | 1,747 | 2,730 | 1,105 | 1,625 | 203 | 81 | 122 |
| 29 | 2,016 | 817 | 1,199 | 1,896 | 765 | 1,131 | 120 | 52 | 68 |
| 25 - 29 | 12,733 | 5,337 | 7,396 | 11,869 | 4,974 | 6,895 | 864 | 363 | 501 |
| 30 | 4,499 | 2,017 | 2,482 | 4,260 | 1,908 | 2,352 | 239 | 109 | 130 |
| 31 | 1,626 | 715 | 911 | 1,523 | 661 | 862 | 103 | 54 | 49 |
| 32 | 3,239 | 1,460 | 1,779 | 3,017 | 1,363 | 1,654 | 222 | 97 | 125 |
| 33 | 1,916 | 843 | 1,073 | 1,795 | 783 | 1,012 | 121 | 60 | 61 |
| 34 | 1,896 | 798 | 1,098 | 1,757 | 739 | 1,018 | 139 | 59 | 80 |
| 30 - 34 | 13,176 | 5,833 | 7,343 | 12,352 | 5,454 | 6,898 | 824 | 379 | 445 |
| 35 | 3,582 | 1,716 | 1,866 | 3,375 | 1,613 | 1,762 | 207 | 103 | 104 |
| 36 | 2,098 | 993 | 1,105 | 1,950 | 929 | 1,021 | 148 | 64 | 84 |
| 37 | 2,014 | 895 | 1,119 | 1,837 | 814 | 1,023 | 177 | 81 | 96 |
| 38 | 2,719 | 1,208 | 1,511 | 2,563 | 1,142 | 1,421 | 156 | 66 | 90 |
| 39 | 1,799 | 784 | 1,015 | 1,664 | 734 | 930 | 135 | 50 | 85 |
| 35 - 39 | 12,212 | 5,596 | 6,616 | 11,389 | 5,232 | 6,157 | 823 | 364 | 459 |

Table 8.2: Lindi District Council: Total Population by Age in Single Years, Five Year Age Groups, Sex and Rural-Urban

| Age | Total | | | Rural | | | Urban | | |
|----------------|---------------|--------------|--------------|--------------|--------------|--------------|------------|------------|------------|
| | Both Sexes | Male | Female | Both Sexes | Male | Female | Both Sexes | Male | Female |
| 40 | 3,632 | 1,755 | 1,877 | 3,391 | 1,637 | 1,754 | 241 | 118 | 123 |
| 41 | 1,280 | 545 | 735 | 1,200 | 513 | 687 | 80 | 32 | 48 |
| 42 | 2,404 | 1,093 | 1,311 | 2,242 | 1,030 | 1,212 | 162 | 63 | 99 |
| 43 | 1,414 | 654 | 760 | 1,306 | 603 | 703 | 108 | 51 | 57 |
| 44 | 1,467 | 627 | 840 | 1,353 | 567 | 786 | 114 | 60 | 54 |
| 40 - 44 | 10,197 | 4,674 | 5,523 | 9,492 | 4,350 | 5,142 | 705 | 324 | 381 |
| 45 | 2,534 | 1,167 | 1,367 | 2,369 | 1,101 | 1,268 | 165 | 66 | 99 |
| 46 | 1,413 | 681 | 732 | 1,322 | 640 | 682 | 91 | 41 | 50 |
| 47 | 1,493 | 681 | 812 | 1,401 | 642 | 759 | 92 | 39 | 53 |
| 48 | 1,850 | 893 | 957 | 1,722 | 833 | 889 | 128 | 60 | 68 |
| 49 | 3,008 | 655 | 2,353 | 2,570 | 615 | 1,955 | 438 | 40 | 398 |
| 45 - 49 | 10,298 | 4,077 | 6,221 | 9,384 | 3,831 | 5,553 | 914 | 246 | 668 |
| 50 | 2,516 | 1,191 | 1,325 | 2,369 | 1,116 | 1,253 | 147 | 75 | 72 |
| 51 | 1,217 | 569 | 648 | 1,141 | 528 | 613 | 76 | 41 | 35 |
| 52 | 1,893 | 898 | 995 | 1,791 | 843 | 948 | 102 | 55 | 47 |
| 53 | 853 | 408 | 445 | 796 | 382 | 414 | 57 | 26 | 31 |
| 54 | 994 | 477 | 517 | 938 | 449 | 489 | 56 | 28 | 28 |
| 50 - 54 | 7,473 | 3,543 | 3,930 | 7,035 | 3,318 | 3,717 | 438 | 225 | 213 |
| 55 | 1,508 | 701 | 807 | 1,411 | 645 | 766 | 97 | 56 | 41 |
| 56 | 941 | 433 | 508 | 880 | 405 | 475 | 61 | 28 | 33 |
| 57 | 738 | 340 | 398 | 701 | 321 | 380 | 37 | 19 | 18 |
| 58 | 1,081 | 462 | 619 | 1,019 | 434 | 585 | 62 | 28 | 34 |
| 59 | 748 | 323 | 425 | 708 | 308 | 400 | 40 | 15 | 25 |
| 55 - 59 | 5,016 | 2,259 | 2,757 | 4,719 | 2,113 | 2,606 | 297 | 146 | 151 |
| 60 | 3,310 | 1,546 | 1,764 | 3,133 | 1,452 | 1,681 | 177 | 94 | 83 |
| 61 | 770 | 374 | 396 | 730 | 351 | 379 | 40 | 23 | 17 |
| 62 | 985 | 443 | 542 | 933 | 411 | 522 | 52 | 32 | 20 |
| 63 | 735 | 341 | 394 | 702 | 324 | 378 | 33 | 17 | 16 |
| 64 | 630 | 334 | 296 | 598 | 318 | 280 | 32 | 16 | 16 |
| 60 - 64 | 6,430 | 3,038 | 3,392 | 6,096 | 2,856 | 3,240 | 334 | 182 | 152 |
| 65 | 1,639 | 799 | 840 | 1,550 | 758 | 792 | 89 | 41 | 48 |
| 66 | 555 | 246 | 309 | 518 | 234 | 284 | 37 | 12 | 25 |
| 67 | 805 | 409 | 396 | 759 | 389 | 370 | 46 | 20 | 26 |
| 68 | 853 | 389 | 464 | 805 | 365 | 440 | 48 | 24 | 24 |
| 69 | 518 | 221 | 297 | 489 | 211 | 278 | 29 | 10 | 19 |
| 65 - 69 | 4,370 | 2,064 | 2,306 | 4,121 | 1,957 | 2,164 | 249 | 107 | 142 |
| 70 | 2,033 | 927 | 1,106 | 1,919 | 873 | 1,046 | 114 | 54 | 60 |
| 71 | 404 | 212 | 192 | 388 | 202 | 186 | 16 | 10 | 6 |
| 72 | 895 | 431 | 464 | 837 | 405 | 432 | 58 | 26 | 32 |
| 73 | 419 | 216 | 203 | 394 | 205 | 189 | 25 | 11 | 14 |
| 74 | 363 | 180 | 183 | 339 | 167 | 172 | 24 | 13 | 11 |
| 70 - 74 | 4,114 | 1,966 | 2,148 | 3,877 | 1,852 | 2,025 | 237 | 114 | 123 |
| 75 | 920 | 468 | 452 | 880 | 443 | 437 | 40 | 25 | 15 |
| 76 | 382 | 197 | 185 | 360 | 183 | 177 | 22 | 14 | 8 |
| 77 | 371 | 209 | 162 | 338 | 187 | 151 | 33 | 22 | 11 |
| 78 | 487 | 234 | 253 | 455 | 215 | 240 | 32 | 19 | 13 |
| 79 | 323 | 152 | 171 | 311 | 146 | 165 | 12 | 6 | 6 |
| 75 - 79 | 2,483 | 1,260 | 1,223 | 2,344 | 1,174 | 1,170 | 139 | 86 | 53 |
| 80+ | 3,284 | 1,531 | 1,753 | 3,112 | 1,458 | 1,654 | 172 | 73 | 99 |

Table 8.3: Nachingwea District Council: Total Population by Age in Single Years, Five Year Age Groups, Sex and Rural-Urban

| Age | Total | | | Rural | | | Urban | | |
|----------------|----------------|---------------|---------------|----------------|---------------|---------------|---------------|---------------|---------------|
| | Both Sexes | Male | Female | Both Sexes | Male | Female | Both Sexes | Male | Female |
| Total | 178,464 | 86,382 | 92,082 | 153,244 | 74,123 | 79,121 | 25,220 | 12,259 | 12,961 |
| 0 | 4,734 | 2,350 | 2,384 | 4,164 | 2,068 | 2,096 | 570 | 282 | 288 |
| 1 | 4,068 | 2,078 | 1,990 | 3,581 | 1,809 | 1,772 | 487 | 269 | 218 |
| 2 | 4,238 | 2,118 | 2,120 | 3,693 | 1,843 | 1,850 | 545 | 275 | 270 |
| 3 | 4,245 | 2,131 | 2,114 | 3,712 | 1,873 | 1,839 | 533 | 258 | 275 |
| 4 | 4,578 | 2,224 | 2,354 | 4,043 | 1,955 | 2,088 | 535 | 269 | 266 |
| 0 - 4 | 21,863 | 10,901 | 10,962 | 19,193 | 9,548 | 9,645 | 2,670 | 1,353 | 1,317 |
| 5 | 4,369 | 2,200 | 2,169 | 3,797 | 1,907 | 1,890 | 572 | 293 | 279 |
| 6 | 4,800 | 2,374 | 2,426 | 4,261 | 2,093 | 2,168 | 539 | 281 | 258 |
| 7 | 5,307 | 2,697 | 2,610 | 4,713 | 2,386 | 2,327 | 594 | 311 | 283 |
| 8 | 4,472 | 2,180 | 2,292 | 3,968 | 1,945 | 2,023 | 504 | 235 | 269 |
| 9 | 4,380 | 2,211 | 2,169 | 3,885 | 1,974 | 1,911 | 495 | 237 | 258 |
| 5 - 9 | 23,328 | 11,662 | 11,666 | 20,624 | 10,305 | 10,319 | 2,704 | 1,357 | 1,347 |
| 10 | 4,403 | 2,233 | 2,170 | 3,888 | 1,986 | 1,902 | 515 | 247 | 268 |
| 11 | 4,004 | 2,007 | 1,997 | 3,440 | 1,743 | 1,697 | 564 | 264 | 300 |
| 12 | 5,673 | 2,940 | 2,733 | 4,920 | 2,551 | 2,369 | 753 | 389 | 364 |
| 13 | 4,040 | 2,076 | 1,964 | 3,420 | 1,743 | 1,677 | 620 | 333 | 287 |
| 14 | 3,781 | 1,991 | 1,790 | 3,178 | 1,706 | 1,472 | 603 | 285 | 318 |
| 10 - 14 | 21,901 | 11,247 | 10,654 | 18,846 | 9,729 | 9,117 | 3,055 | 1,518 | 1,537 |
| 15 | 3,249 | 1,740 | 1,509 | 2,712 | 1,492 | 1,220 | 537 | 248 | 289 |
| 16 | 3,047 | 1,651 | 1,396 | 2,487 | 1,352 | 1,135 | 560 | 299 | 261 |
| 17 | 2,963 | 1,628 | 1,335 | 2,386 | 1,324 | 1,062 | 577 | 304 | 273 |
| 18 | 3,153 | 1,602 | 1,551 | 2,556 | 1,285 | 1,271 | 597 | 317 | 280 |
| 19 | 2,743 | 1,272 | 1,471 | 2,180 | 1,016 | 1,164 | 563 | 256 | 307 |
| 15 - 19 | 15,155 | 7,893 | 7,262 | 12,321 | 6,469 | 5,852 | 2,834 | 1,424 | 1,410 |
| 20 | 3,364 | 1,542 | 1,822 | 2,599 | 1,155 | 1,444 | 765 | 387 | 378 |
| 21 | 2,589 | 1,244 | 1,345 | 2,025 | 977 | 1,048 | 564 | 267 | 297 |
| 22 | 3,582 | 1,648 | 1,934 | 2,857 | 1,305 | 1,552 | 725 | 343 | 382 |
| 23 | 2,231 | 1,032 | 1,199 | 1,773 | 831 | 942 | 458 | 201 | 257 |
| 24 | 2,528 | 1,131 | 1,397 | 2,128 | 953 | 1,175 | 400 | 178 | 222 |
| 20 - 24 | 14,294 | 6,597 | 7,697 | 11,382 | 5,221 | 6,161 | 2,912 | 1,376 | 1,536 |
| 25 | 2,944 | 1,373 | 1,571 | 2,461 | 1,145 | 1,316 | 483 | 228 | 255 |
| 26 | 2,671 | 1,186 | 1,485 | 2,233 | 973 | 1,260 | 438 | 213 | 225 |
| 27 | 2,512 | 1,177 | 1,335 | 2,099 | 978 | 1,121 | 413 | 199 | 214 |
| 28 | 2,926 | 1,293 | 1,633 | 2,406 | 1,042 | 1,364 | 520 | 251 | 269 |
| 29 | 2,261 | 992 | 1,269 | 1,943 | 849 | 1,094 | 318 | 143 | 175 |
| 25 - 29 | 13,314 | 6,021 | 7,293 | 11,142 | 4,987 | 6,155 | 2,172 | 1,034 | 1,138 |
| 30 | 3,290 | 1,495 | 1,795 | 2,723 | 1,230 | 1,493 | 567 | 265 | 302 |
| 31 | 1,983 | 885 | 1,098 | 1,725 | 769 | 956 | 258 | 116 | 142 |
| 32 | 3,157 | 1,446 | 1,711 | 2,616 | 1,214 | 1,402 | 541 | 232 | 309 |
| 33 | 2,062 | 918 | 1,144 | 1,746 | 772 | 974 | 316 | 146 | 170 |
| 34 | 2,052 | 919 | 1,133 | 1,756 | 784 | 972 | 296 | 135 | 161 |
| 30 - 34 | 12,544 | 5,663 | 6,881 | 10,566 | 4,769 | 5,797 | 1,978 | 894 | 1,084 |
| 35 | 2,928 | 1,340 | 1,588 | 2,513 | 1,144 | 1,369 | 415 | 196 | 219 |
| 36 | 2,301 | 1,091 | 1,210 | 1,992 | 957 | 1,035 | 309 | 134 | 175 |
| 37 | 2,202 | 1,070 | 1,132 | 1,886 | 928 | 958 | 316 | 142 | 174 |
| 38 | 2,512 | 1,206 | 1,306 | 2,150 | 1,047 | 1,103 | 362 | 159 | 203 |
| 39 | 1,935 | 915 | 1,020 | 1,692 | 813 | 879 | 243 | 102 | 141 |
| 35 - 39 | 11,878 | 5,622 | 6,256 | 10,233 | 4,889 | 5,344 | 1,645 | 733 | 912 |

Table 8.3: Nachingwea District Council: Total Population by Age in Single Years, Five Year Age Groups, Sex and Rural-Urban

| Age | Total | | | Rural | | | Urban | | |
|----------------|--------------|--------------|--------------|--------------|--------------|--------------|--------------|------------|------------|
| | Both Sexes | Male | Female | Both Sexes | Male | Female | Both Sexes | Male | Female |
| 40 | 2,897 | 1,403 | 1,494 | 2,507 | 1,212 | 1,295 | 390 | 191 | 199 |
| 41 | 1,234 | 583 | 651 | 1,088 | 507 | 581 | 146 | 76 | 70 |
| 42 | 2,292 | 1,107 | 1,185 | 1,958 | 953 | 1,005 | 334 | 154 | 180 |
| 43 | 1,306 | 602 | 704 | 1,133 | 512 | 621 | 173 | 90 | 83 |
| 44 | 1,429 | 664 | 765 | 1,218 | 552 | 666 | 211 | 112 | 99 |
| 40 - 44 | 9,158 | 4,359 | 4,799 | 7,904 | 3,736 | 4,168 | 1,254 | 623 | 631 |
| 45 | 1,881 | 899 | 982 | 1,636 | 778 | 858 | 245 | 121 | 124 |
| 46 | 1,224 | 576 | 648 | 1,057 | 489 | 568 | 167 | 87 | 80 |
| 47 | 1,387 | 642 | 745 | 1,213 | 554 | 659 | 174 | 88 | 86 |
| 48 | 1,501 | 663 | 838 | 1,299 | 571 | 728 | 202 | 92 | 110 |
| 49 | 2,850 | 600 | 2,250 | 2,353 | 529 | 1,824 | 497 | 71 | 426 |
| 45 - 49 | 8,843 | 3,380 | 5,463 | 7,558 | 2,921 | 4,637 | 1,285 | 459 | 826 |
| 50 | 1,642 | 816 | 826 | 1,421 | 696 | 725 | 221 | 120 | 101 |
| 51 | 923 | 489 | 434 | 796 | 422 | 374 | 127 | 67 | 60 |
| 52 | 1,736 | 904 | 832 | 1,525 | 778 | 747 | 211 | 126 | 85 |
| 53 | 743 | 370 | 373 | 656 | 324 | 332 | 87 | 46 | 41 |
| 54 | 902 | 462 | 440 | 781 | 384 | 397 | 121 | 78 | 43 |
| 50 - 54 | 5,946 | 3,041 | 2,905 | 5,179 | 2,604 | 2,575 | 767 | 437 | 330 |
| 55 | 1,127 | 599 | 528 | 1,009 | 532 | 477 | 118 | 67 | 51 |
| 56 | 929 | 428 | 501 | 818 | 362 | 456 | 111 | 66 | 45 |
| 57 | 691 | 349 | 342 | 609 | 308 | 301 | 82 | 41 | 41 |
| 58 | 1,018 | 502 | 516 | 905 | 432 | 473 | 113 | 70 | 43 |
| 59 | 602 | 294 | 308 | 534 | 250 | 284 | 68 | 44 | 24 |
| 55 - 59 | 4,367 | 2,172 | 2,195 | 3,875 | 1,884 | 1,991 | 492 | 288 | 204 |
| 60 | 1,755 | 880 | 875 | 1,555 | 783 | 772 | 200 | 97 | 103 |
| 61 | 641 | 335 | 306 | 580 | 299 | 281 | 61 | 36 | 25 |
| 62 | 919 | 459 | 460 | 808 | 405 | 403 | 111 | 54 | 57 |
| 63 | 655 | 336 | 319 | 579 | 288 | 291 | 76 | 48 | 28 |
| 64 | 545 | 285 | 260 | 495 | 254 | 241 | 50 | 31 | 19 |
| 60 - 64 | 4,515 | 2,295 | 2,220 | 4,017 | 2,029 | 1,988 | 498 | 266 | 232 |
| 65 | 1,016 | 495 | 521 | 909 | 439 | 470 | 107 | 56 | 51 |
| 66 | 440 | 234 | 206 | 391 | 200 | 191 | 49 | 34 | 15 |
| 67 | 646 | 331 | 315 | 581 | 292 | 289 | 65 | 39 | 26 |
| 68 | 677 | 311 | 366 | 623 | 288 | 335 | 54 | 23 | 31 |
| 69 | 464 | 198 | 266 | 426 | 179 | 247 | 38 | 19 | 19 |
| 65 - 69 | 3,243 | 1,569 | 1,674 | 2,930 | 1,398 | 1,532 | 313 | 171 | 142 |
| 70 | 1,359 | 654 | 705 | 1,227 | 591 | 636 | 132 | 63 | 69 |
| 71 | 379 | 192 | 187 | 342 | 175 | 167 | 37 | 17 | 20 |
| 72 | 680 | 313 | 367 | 619 | 281 | 338 | 61 | 32 | 29 |
| 73 | 348 | 183 | 165 | 322 | 172 | 150 | 26 | 11 | 15 |
| 74 | 364 | 183 | 181 | 332 | 166 | 166 | 32 | 17 | 15 |
| 70 - 74 | 3,130 | 1,525 | 1,605 | 2,842 | 1,385 | 1,457 | 288 | 140 | 148 |
| 75 | 581 | 295 | 286 | 543 | 275 | 268 | 38 | 20 | 18 |
| 76 | 408 | 214 | 194 | 378 | 196 | 182 | 30 | 18 | 12 |
| 77 | 319 | 195 | 124 | 290 | 173 | 117 | 29 | 22 | 7 |
| 78 | 423 | 194 | 229 | 391 | 180 | 211 | 32 | 14 | 18 |
| 79 | 362 | 197 | 165 | 338 | 186 | 152 | 24 | 11 | 13 |
| 75 - 79 | 2,093 | 1,095 | 998 | 1,940 | 1,010 | 930 | 153 | 85 | 68 |
| 80+ | 2,892 | 1,340 | 1,552 | 2,692 | 1,239 | 1,453 | 200 | 101 | 99 |

Table 8.4: Liwale District Council: Total Population by Age in Single Years, Five Year Age Groups, Sex and Rural-Urban

| Age | Total | | | Rural | | | Urban | | |
|----------------|---------------|---------------|---------------|---------------|---------------|---------------|---------------|--------------|--------------|
| | Both Sexes | Male | Female | Both Sexes | Male | Female | Both Sexes | Male | Female |
| Total | 91,380 | 44,027 | 47,353 | 78,002 | 37,847 | 40,155 | 13,378 | 6,180 | 7,198 |
| 0 | 2,587 | 1,294 | 1,293 | 2,251 | 1,108 | 1,143 | 336 | 186 | 150 |
| 1 | 2,064 | 1,012 | 1,052 | 1,790 | 867 | 923 | 274 | 145 | 129 |
| 2 | 2,379 | 1,187 | 1,192 | 2,122 | 1,066 | 1,056 | 257 | 121 | 136 |
| 3 | 2,364 | 1,170 | 1,194 | 2,071 | 1,031 | 1,040 | 293 | 139 | 154 |
| 4 | 2,624 | 1,268 | 1,356 | 2,306 | 1,115 | 1,191 | 318 | 153 | 165 |
| 0 - 4 | 12,018 | 5,931 | 6,087 | 10,540 | 5,187 | 5,353 | 1,478 | 744 | 734 |
| 5 | 2,935 | 1,496 | 1,439 | 2,605 | 1,327 | 1,278 | 330 | 169 | 161 |
| 6 | 2,917 | 1,452 | 1,465 | 2,581 | 1,298 | 1,283 | 336 | 154 | 182 |
| 7 | 2,888 | 1,444 | 1,444 | 2,595 | 1,308 | 1,287 | 293 | 136 | 157 |
| 8 | 2,691 | 1,337 | 1,354 | 2,331 | 1,173 | 1,158 | 360 | 164 | 196 |
| 9 | 2,576 | 1,231 | 1,345 | 2,234 | 1,068 | 1,166 | 342 | 163 | 179 |
| 5 - 9 | 14,007 | 6,960 | 7,047 | 12,346 | 6,174 | 6,172 | 1,661 | 786 | 875 |
| 10 | 2,778 | 1,383 | 1,395 | 2,394 | 1,197 | 1,197 | 384 | 186 | 198 |
| 11 | 2,445 | 1,233 | 1,212 | 2,092 | 1,077 | 1,015 | 353 | 156 | 197 |
| 12 | 2,851 | 1,436 | 1,415 | 2,442 | 1,244 | 1,198 | 409 | 192 | 217 |
| 13 | 2,069 | 1,083 | 986 | 1,723 | 906 | 817 | 346 | 177 | 169 |
| 14 | 2,134 | 1,054 | 1,080 | 1,806 | 912 | 894 | 328 | 142 | 186 |
| 10 - 14 | 12,277 | 6,189 | 6,088 | 10,457 | 5,336 | 5,121 | 1,820 | 853 | 967 |
| 15 | 1,901 | 997 | 904 | 1,600 | 839 | 761 | 301 | 158 | 143 |
| 16 | 1,706 | 858 | 848 | 1,420 | 723 | 697 | 286 | 135 | 151 |
| 17 | 1,604 | 819 | 785 | 1,302 | 669 | 633 | 302 | 150 | 152 |
| 18 | 1,764 | 837 | 927 | 1,423 | 678 | 745 | 341 | 159 | 182 |
| 19 | 1,405 | 674 | 731 | 1,146 | 566 | 580 | 259 | 108 | 151 |
| 15 - 19 | 8,380 | 4,185 | 4,195 | 6,891 | 3,475 | 3,416 | 1,489 | 710 | 779 |
| 20 | 2,021 | 858 | 1,163 | 1,697 | 731 | 966 | 324 | 127 | 197 |
| 21 | 1,160 | 522 | 638 | 946 | 423 | 523 | 214 | 99 | 115 |
| 22 | 1,631 | 668 | 963 | 1,351 | 554 | 797 | 280 | 114 | 166 |
| 23 | 1,071 | 472 | 599 | 871 | 394 | 477 | 200 | 78 | 122 |
| 24 | 1,285 | 557 | 728 | 1,061 | 467 | 594 | 224 | 90 | 134 |
| 20 - 24 | 7,168 | 3,077 | 4,091 | 5,926 | 2,569 | 3,357 | 1,242 | 508 | 734 |
| 25 | 1,758 | 757 | 1,001 | 1,466 | 637 | 829 | 292 | 120 | 172 |
| 26 | 1,268 | 528 | 740 | 1,033 | 432 | 601 | 235 | 96 | 139 |
| 27 | 1,239 | 576 | 663 | 1,036 | 488 | 548 | 203 | 88 | 115 |
| 28 | 1,584 | 705 | 879 | 1,313 | 584 | 729 | 271 | 121 | 150 |
| 29 | 1,057 | 459 | 598 | 858 | 375 | 483 | 199 | 84 | 115 |
| 25 - 29 | 6,906 | 3,025 | 3,881 | 5,706 | 2,516 | 3,190 | 1,200 | 509 | 691 |
| 30 | 2,103 | 941 | 1,162 | 1,805 | 811 | 994 | 298 | 130 | 168 |
| 31 | 868 | 374 | 494 | 715 | 314 | 401 | 153 | 60 | 93 |
| 32 | 1,444 | 671 | 773 | 1,209 | 568 | 641 | 235 | 103 | 132 |
| 33 | 870 | 429 | 441 | 694 | 347 | 347 | 176 | 82 | 94 |
| 34 | 903 | 454 | 449 | 748 | 383 | 365 | 155 | 71 | 84 |
| 30 - 34 | 6,188 | 2,869 | 3,319 | 5,171 | 2,423 | 2,748 | 1,017 | 446 | 571 |
| 35 | 1,613 | 783 | 830 | 1,391 | 683 | 708 | 222 | 100 | 122 |
| 36 | 1,019 | 474 | 545 | 843 | 385 | 458 | 176 | 89 | 87 |
| 37 | 939 | 467 | 472 | 798 | 395 | 403 | 141 | 72 | 69 |
| 38 | 1,283 | 604 | 679 | 1,059 | 499 | 560 | 224 | 105 | 119 |
| 39 | 815 | 357 | 458 | 681 | 299 | 382 | 134 | 58 | 76 |
| 35 - 39 | 5,669 | 2,685 | 2,984 | 4,772 | 2,261 | 2,511 | 897 | 424 | 473 |

Table 8.4: Liwale District Council: Total Population by Age in Single Years, Five Year Age Groups, Sex and Rural-Urban

| Age | Total | | | Rural | | | Urban | | |
|----------------|--------------|--------------|--------------|--------------|--------------|--------------|------------|------------|------------|
| | Both Sexes | Male | Female | Both Sexes | Male | Female | Both Sexes | Male | Female |
| 40 | 1,611 | 755 | 856 | 1,370 | 637 | 733 | 241 | 118 | 123 |
| 41 | 506 | 225 | 281 | 452 | 200 | 252 | 54 | 25 | 29 |
| 42 | 857 | 422 | 435 | 729 | 358 | 371 | 128 | 64 | 64 |
| 43 | 458 | 240 | 218 | 386 | 201 | 185 | 72 | 39 | 33 |
| 44 | 566 | 266 | 300 | 477 | 229 | 248 | 89 | 37 | 52 |
| 40 - 44 | 3,998 | 1,908 | 2,090 | 3,414 | 1,625 | 1,789 | 584 | 283 | 301 |
| 45 | 1,040 | 483 | 557 | 892 | 413 | 479 | 148 | 70 | 78 |
| 46 | 541 | 250 | 291 | 466 | 218 | 248 | 75 | 32 | 43 |
| 47 | 467 | 231 | 236 | 391 | 191 | 200 | 76 | 40 | 36 |
| 48 | 733 | 346 | 387 | 628 | 300 | 328 | 105 | 46 | 59 |
| 49 | 1,038 | 220 | 818 | 698 | 181 | 517 | 340 | 39 | 301 |
| 45 - 49 | 3,819 | 1,530 | 2,289 | 3,075 | 1,303 | 1,772 | 744 | 227 | 517 |
| 50 | 1,093 | 521 | 572 | 952 | 444 | 508 | 141 | 77 | 64 |
| 51 | 375 | 198 | 177 | 330 | 177 | 153 | 45 | 21 | 24 |
| 52 | 633 | 334 | 299 | 546 | 285 | 261 | 87 | 49 | 38 |
| 53 | 326 | 193 | 133 | 288 | 170 | 118 | 38 | 23 | 15 |
| 54 | 345 | 210 | 135 | 292 | 175 | 117 | 53 | 35 | 18 |
| 50 - 54 | 2,772 | 1,456 | 1,316 | 2,408 | 1,251 | 1,157 | 364 | 205 | 159 |
| 55 | 589 | 309 | 280 | 524 | 264 | 260 | 65 | 45 | 20 |
| 56 | 297 | 169 | 128 | 264 | 146 | 118 | 33 | 23 | 10 |
| 57 | 275 | 146 | 129 | 228 | 114 | 114 | 47 | 32 | 15 |
| 58 | 421 | 223 | 198 | 367 | 193 | 174 | 54 | 30 | 24 |
| 59 | 227 | 122 | 105 | 196 | 101 | 95 | 31 | 21 | 10 |
| 55 - 59 | 1,809 | 969 | 840 | 1,579 | 818 | 761 | 230 | 151 | 79 |
| 60 | 953 | 452 | 501 | 881 | 413 | 468 | 72 | 39 | 33 |
| 61 | 217 | 136 | 81 | 197 | 126 | 71 | 20 | 10 | 10 |
| 62 | 357 | 176 | 181 | 316 | 149 | 167 | 41 | 27 | 14 |
| 63 | 209 | 122 | 87 | 185 | 106 | 79 | 24 | 16 | 8 |
| 64 | 193 | 103 | 90 | 175 | 92 | 83 | 18 | 11 | 7 |
| 60 - 64 | 1,929 | 989 | 940 | 1,754 | 886 | 868 | 175 | 103 | 72 |
| 65 | 581 | 287 | 294 | 514 | 259 | 255 | 67 | 28 | 39 |
| 66 | 133 | 71 | 62 | 119 | 63 | 56 | 14 | 8 | 6 |
| 67 | 238 | 127 | 111 | 204 | 110 | 94 | 34 | 17 | 17 |
| 68 | 297 | 134 | 163 | 261 | 114 | 147 | 36 | 20 | 16 |
| 69 | 164 | 79 | 85 | 148 | 74 | 74 | 16 | 5 | 11 |
| 65 - 69 | 1,413 | 698 | 715 | 1,246 | 620 | 626 | 167 | 78 | 89 |
| 70 | 699 | 341 | 358 | 629 | 303 | 326 | 70 | 38 | 32 |
| 71 | 90 | 57 | 33 | 83 | 53 | 30 | 7 | 4 | 3 |
| 72 | 254 | 137 | 117 | 228 | 127 | 101 | 26 | 10 | 16 |
| 73 | 111 | 73 | 38 | 95 | 64 | 31 | 16 | 9 | 7 |
| 74 | 95 | 56 | 39 | 83 | 48 | 35 | 12 | 8 | 4 |
| 70 - 74 | 1,249 | 664 | 585 | 1,118 | 595 | 523 | 131 | 69 | 62 |
| 75 | 288 | 147 | 141 | 262 | 132 | 130 | 26 | 15 | 11 |
| 76 | 101 | 57 | 44 | 84 | 47 | 37 | 17 | 10 | 7 |
| 77 | 91 | 54 | 37 | 84 | 50 | 34 | 7 | 4 | 3 |
| 78 | 137 | 60 | 77 | 131 | 58 | 73 | 6 | 2 | 4 |
| 79 | 88 | 48 | 40 | 75 | 42 | 33 | 13 | 6 | 7 |
| 75 - 79 | 705 | 366 | 339 | 636 | 329 | 307 | 69 | 37 | 32 |
| 80+ | 1,073 | 526 | 547 | 963 | 479 | 484 | 110 | 47 | 63 |

Table 8.5: Ruangwa District Council: Total Population by Age in Single Years, Five Year Age Groups, Sex and Rural-Urban

| Age | Total | | | Rural | | | Urban | | |
|----------------|----------------|---------------|---------------|----------------|---------------|---------------|---------------|--------------|--------------|
| | Both Sexes | Male | Female | Both Sexes | Male | Female | Both Sexes | Male | Female |
| Total | 131,080 | 63,265 | 67,815 | 117,659 | 57,031 | 60,628 | 13,421 | 6,234 | 7,187 |
| 0 | 3,048 | 1,491 | 1,557 | 2,745 | 1,348 | 1,397 | 303 | 143 | 160 |
| 1 | 2,884 | 1,419 | 1,465 | 2,649 | 1,293 | 1,356 | 235 | 126 | 109 |
| 2 | 3,207 | 1,608 | 1,599 | 2,891 | 1,453 | 1,438 | 316 | 155 | 161 |
| 3 | 2,930 | 1,498 | 1,432 | 2,643 | 1,358 | 1,285 | 287 | 140 | 147 |
| 4 | 3,118 | 1,502 | 1,616 | 2,825 | 1,364 | 1,461 | 293 | 138 | 155 |
| 0 - 4 | 15,187 | 7,518 | 7,669 | 13,753 | 6,816 | 6,937 | 1,434 | 702 | 732 |
| 5 | 3,057 | 1,559 | 1,498 | 2,774 | 1,412 | 1,362 | 283 | 147 | 136 |
| 6 | 3,209 | 1,557 | 1,652 | 2,929 | 1,410 | 1,519 | 280 | 147 | 133 |
| 7 | 3,637 | 1,806 | 1,831 | 3,305 | 1,632 | 1,673 | 332 | 174 | 158 |
| 8 | 3,312 | 1,615 | 1,697 | 2,979 | 1,474 | 1,505 | 333 | 141 | 192 |
| 9 | 3,238 | 1,652 | 1,586 | 2,944 | 1,511 | 1,433 | 294 | 141 | 153 |
| 5 - 9 | 16,453 | 8,189 | 8,264 | 14,931 | 7,439 | 7,492 | 1,522 | 750 | 772 |
| 10 | 3,345 | 1,674 | 1,671 | 2,975 | 1,500 | 1,475 | 370 | 174 | 196 |
| 11 | 2,830 | 1,444 | 1,386 | 2,518 | 1,309 | 1,209 | 312 | 135 | 177 |
| 12 | 3,947 | 2,073 | 1,874 | 3,560 | 1,881 | 1,679 | 387 | 192 | 195 |
| 13 | 2,870 | 1,509 | 1,361 | 2,562 | 1,355 | 1,207 | 308 | 154 | 154 |
| 14 | 2,659 | 1,417 | 1,242 | 2,358 | 1,282 | 1,076 | 301 | 135 | 166 |
| 10 - 14 | 15,651 | 8,117 | 7,534 | 13,973 | 7,327 | 6,646 | 1,678 | 790 | 888 |
| 15 | 2,375 | 1,374 | 1,001 | 2,080 | 1,206 | 874 | 295 | 168 | 127 |
| 16 | 2,053 | 1,126 | 927 | 1,784 | 1,006 | 778 | 269 | 120 | 149 |
| 17 | 1,868 | 1,024 | 844 | 1,649 | 932 | 717 | 219 | 92 | 127 |
| 18 | 2,331 | 1,216 | 1,115 | 2,066 | 1,093 | 973 | 265 | 123 | 142 |
| 19 | 1,696 | 807 | 889 | 1,481 | 705 | 776 | 215 | 102 | 113 |
| 15 - 19 | 10,323 | 5,547 | 4,776 | 9,060 | 4,942 | 4,118 | 1,263 | 605 | 658 |
| 20 | 2,290 | 1,023 | 1,267 | 2,021 | 911 | 1,110 | 269 | 112 | 157 |
| 21 | 1,476 | 641 | 835 | 1,317 | 581 | 736 | 159 | 60 | 99 |
| 22 | 2,276 | 1,031 | 1,245 | 2,012 | 909 | 1,103 | 264 | 122 | 142 |
| 23 | 1,403 | 630 | 773 | 1,214 | 548 | 666 | 189 | 82 | 107 |
| 24 | 1,755 | 723 | 1,032 | 1,553 | 629 | 924 | 202 | 94 | 108 |
| 20 - 24 | 9,200 | 4,048 | 5,152 | 8,117 | 3,578 | 4,539 | 1,083 | 470 | 613 |
| 25 | 2,311 | 1,010 | 1,301 | 2,039 | 895 | 1,144 | 272 | 115 | 157 |
| 26 | 1,645 | 739 | 906 | 1,457 | 657 | 800 | 188 | 82 | 106 |
| 27 | 1,723 | 764 | 959 | 1,533 | 682 | 851 | 190 | 82 | 108 |
| 28 | 2,140 | 986 | 1,154 | 1,889 | 861 | 1,028 | 251 | 125 | 126 |
| 29 | 1,554 | 675 | 879 | 1,384 | 621 | 763 | 170 | 54 | 116 |
| 25 - 29 | 9,373 | 4,174 | 5,199 | 8,302 | 3,716 | 4,586 | 1,071 | 458 | 613 |
| 30 | 2,959 | 1,405 | 1,554 | 2,603 | 1,225 | 1,378 | 356 | 180 | 176 |
| 31 | 1,461 | 661 | 800 | 1,302 | 591 | 711 | 159 | 70 | 89 |
| 32 | 2,377 | 1,105 | 1,272 | 2,110 | 982 | 1,128 | 267 | 123 | 144 |
| 33 | 1,504 | 659 | 845 | 1,338 | 586 | 752 | 166 | 73 | 93 |
| 34 | 1,552 | 680 | 872 | 1,380 | 607 | 773 | 172 | 73 | 99 |
| 30 - 34 | 9,853 | 4,510 | 5,343 | 8,733 | 3,991 | 4,742 | 1,120 | 519 | 601 |
| 35 | 2,535 | 1,196 | 1,339 | 2,259 | 1,064 | 1,195 | 276 | 132 | 144 |
| 36 | 1,647 | 787 | 860 | 1,450 | 689 | 761 | 197 | 98 | 99 |
| 37 | 1,549 | 746 | 803 | 1,373 | 654 | 719 | 176 | 92 | 84 |
| 38 | 1,953 | 942 | 1,011 | 1,743 | 849 | 894 | 210 | 93 | 117 |
| 39 | 1,474 | 696 | 778 | 1,337 | 634 | 703 | 137 | 62 | 75 |
| 35 - 39 | 9,158 | 4,367 | 4,791 | 8,162 | 3,890 | 4,272 | 996 | 477 | 519 |

Table 8.5: Ruangwa District Council: Total Population by Age in Single Years, Five Year Age Groups, Sex and Rural-Urban

| Age | Total | | | Rural | | | Urban | | |
|----------------|--------------|--------------|--------------|--------------|--------------|--------------|------------|------------|------------|
| | Both Sexes | Male | Female | Both Sexes | Male | Female | Both Sexes | Male | Female |
| 40 | 2,319 | 1,193 | 1,126 | 2,090 | 1,068 | 1,022 | 229 | 125 | 104 |
| 41 | 912 | 429 | 483 | 825 | 383 | 442 | 87 | 46 | 41 |
| 42 | 1,727 | 887 | 840 | 1,537 | 798 | 739 | 190 | 89 | 101 |
| 43 | 988 | 482 | 506 | 891 | 429 | 462 | 97 | 53 | 44 |
| 44 | 950 | 465 | 485 | 864 | 425 | 439 | 86 | 40 | 46 |
| 40 - 44 | 6,896 | 3,456 | 3,440 | 6,207 | 3,103 | 3,104 | 689 | 353 | 336 |
| 45 | 1,603 | 773 | 830 | 1,467 | 710 | 757 | 136 | 63 | 73 |
| 46 | 1,083 | 516 | 567 | 990 | 477 | 513 | 93 | 39 | 54 |
| 47 | 1,104 | 496 | 608 | 1,019 | 460 | 559 | 85 | 36 | 49 |
| 48 | 1,152 | 576 | 576 | 1,031 | 519 | 512 | 121 | 57 | 64 |
| 49 | 1,888 | 472 | 1,416 | 1,596 | 439 | 1,157 | 292 | 33 | 259 |
| 45 - 49 | 6,830 | 2,833 | 3,997 | 6,103 | 2,605 | 3,498 | 727 | 228 | 499 |
| 50 | 1,422 | 694 | 728 | 1,283 | 615 | 668 | 139 | 79 | 60 |
| 51 | 831 | 393 | 438 | 764 | 364 | 400 | 67 | 29 | 38 |
| 52 | 1,252 | 597 | 655 | 1,122 | 533 | 589 | 130 | 64 | 66 |
| 53 | 677 | 329 | 348 | 618 | 297 | 321 | 59 | 32 | 27 |
| 54 | 680 | 331 | 349 | 626 | 305 | 321 | 54 | 26 | 28 |
| 50 - 54 | 4,862 | 2,344 | 2,518 | 4,413 | 2,114 | 2,299 | 449 | 230 | 219 |
| 55 | 989 | 467 | 522 | 910 | 427 | 483 | 79 | 40 | 39 |
| 56 | 752 | 386 | 366 | 685 | 348 | 337 | 67 | 38 | 29 |
| 57 | 510 | 260 | 250 | 483 | 246 | 237 | 27 | 14 | 13 |
| 58 | 774 | 361 | 413 | 717 | 327 | 390 | 57 | 34 | 23 |
| 59 | 520 | 237 | 283 | 474 | 214 | 260 | 46 | 23 | 23 |
| 55 - 59 | 3,545 | 1,711 | 1,834 | 3,269 | 1,562 | 1,707 | 276 | 149 | 127 |
| 60 | 1,775 | 820 | 955 | 1,614 | 743 | 871 | 161 | 77 | 84 |
| 61 | 559 | 260 | 299 | 531 | 247 | 284 | 28 | 13 | 15 |
| 62 | 671 | 338 | 333 | 625 | 312 | 313 | 46 | 26 | 20 |
| 63 | 546 | 276 | 270 | 492 | 244 | 248 | 54 | 32 | 22 |
| 64 | 405 | 195 | 210 | 381 | 185 | 196 | 24 | 10 | 14 |
| 60 - 64 | 3,956 | 1,889 | 2,067 | 3,643 | 1,731 | 1,912 | 313 | 158 | 155 |
| 65 | 1,046 | 458 | 588 | 956 | 423 | 533 | 90 | 35 | 55 |
| 66 | 357 | 158 | 199 | 328 | 146 | 182 | 29 | 12 | 17 |
| 67 | 523 | 284 | 239 | 480 | 267 | 213 | 43 | 17 | 26 |
| 68 | 607 | 246 | 361 | 559 | 228 | 331 | 48 | 18 | 30 |
| 69 | 349 | 155 | 194 | 324 | 145 | 179 | 25 | 10 | 15 |
| 65 - 69 | 2,882 | 1,301 | 1,581 | 2,647 | 1,209 | 1,438 | 235 | 92 | 143 |
| 70 | 1,321 | 590 | 731 | 1,211 | 540 | 671 | 110 | 50 | 60 |
| 71 | 323 | 157 | 166 | 308 | 153 | 155 | 15 | 4 | 11 |
| 72 | 513 | 239 | 274 | 473 | 221 | 252 | 40 | 18 | 22 |
| 73 | 314 | 172 | 142 | 292 | 158 | 134 | 22 | 14 | 8 |
| 74 | 253 | 120 | 133 | 233 | 110 | 123 | 20 | 10 | 10 |
| 70 - 74 | 2,724 | 1,278 | 1,446 | 2,517 | 1,182 | 1,335 | 207 | 96 | 111 |
| 75 | 632 | 287 | 345 | 577 | 264 | 313 | 55 | 23 | 32 |
| 76 | 328 | 185 | 143 | 307 | 177 | 130 | 21 | 8 | 13 |
| 77 | 262 | 145 | 117 | 232 | 129 | 103 | 30 | 16 | 14 |
| 78 | 409 | 199 | 210 | 385 | 187 | 198 | 24 | 12 | 12 |
| 79 | 240 | 116 | 124 | 210 | 99 | 111 | 30 | 17 | 13 |
| 75 - 79 | 1,871 | 932 | 939 | 1,711 | 856 | 855 | 160 | 76 | 84 |
| 80+ | 2,316 | 1,051 | 1,265 | 2,118 | 970 | 1,148 | 198 | 81 | 117 |

Table 8.6: Lindi Municipal Council: Total Population by Age in Single Years, Five Year Age Groups, Sex and Rural-Urban

| Age | Total | | | Rural | | | Urban | | |
|----------------|---------------|---------------|---------------|------------|----------|----------|---------------|---------------|---------------|
| | Both Sexes | Male | Female | Both Sexes | Male | Female | Both Sexes | Male | Female |
| Total | 78,841 | 37,525 | 41,316 | 0 | 0 | 0 | 78,841 | 37,525 | 41,316 |
| 0 | 1,949 | 951 | 998 | 0 | 0 | 0 | 1,949 | 951 | 998 |
| 1 | 1,656 | 811 | 845 | 0 | 0 | 0 | 1,656 | 811 | 845 |
| 2 | 1,829 | 919 | 910 | 0 | 0 | 0 | 1,829 | 919 | 910 |
| 3 | 1,734 | 892 | 842 | 0 | 0 | 0 | 1,734 | 892 | 842 |
| 4 | 1,922 | 969 | 953 | 0 | 0 | 0 | 1,922 | 969 | 953 |
| 0 - 4 | 9,090 | 4,542 | 4,548 | 0 | 0 | 0 | 9,090 | 4,542 | 4,548 |
| 5 | 1,905 | 959 | 946 | 0 | 0 | 0 | 1,905 | 959 | 946 |
| 6 | 1,891 | 962 | 929 | 0 | 0 | 0 | 1,891 | 962 | 929 |
| 7 | 2,014 | 1,005 | 1,009 | 0 | 0 | 0 | 2,014 | 1,005 | 1,009 |
| 8 | 1,775 | 849 | 926 | 0 | 0 | 0 | 1,775 | 849 | 926 |
| 9 | 1,735 | 879 | 856 | 0 | 0 | 0 | 1,735 | 879 | 856 |
| 5 - 9 | 9,320 | 4,654 | 4,666 | 0 | 0 | 0 | 9,320 | 4,654 | 4,666 |
| 10 | 1,979 | 973 | 1,006 | 0 | 0 | 0 | 1,979 | 973 | 1,006 |
| 11 | 1,662 | 813 | 849 | 0 | 0 | 0 | 1,662 | 813 | 849 |
| 12 | 2,465 | 1,263 | 1,202 | 0 | 0 | 0 | 2,465 | 1,263 | 1,202 |
| 13 | 1,675 | 764 | 911 | 0 | 0 | 0 | 1,675 | 764 | 911 |
| 14 | 1,731 | 866 | 865 | 0 | 0 | 0 | 1,731 | 866 | 865 |
| 10 - 14 | 9,512 | 4,679 | 4,833 | 0 | 0 | 0 | 9,512 | 4,679 | 4,833 |
| 15 | 1,626 | 763 | 863 | 0 | 0 | 0 | 1,626 | 763 | 863 |
| 16 | 1,504 | 745 | 759 | 0 | 0 | 0 | 1,504 | 745 | 759 |
| 17 | 1,345 | 676 | 669 | 0 | 0 | 0 | 1,345 | 676 | 669 |
| 18 | 1,552 | 763 | 789 | 0 | 0 | 0 | 1,552 | 763 | 789 |
| 19 | 1,236 | 586 | 650 | 0 | 0 | 0 | 1,236 | 586 | 650 |
| 15 - 19 | 7,263 | 3,533 | 3,730 | 0 | 0 | 0 | 7,263 | 3,533 | 3,730 |
| 20 | 1,586 | 729 | 857 | 0 | 0 | 0 | 1,586 | 729 | 857 |
| 21 | 1,040 | 475 | 565 | 0 | 0 | 0 | 1,040 | 475 | 565 |
| 22 | 1,489 | 677 | 812 | 0 | 0 | 0 | 1,489 | 677 | 812 |
| 23 | 985 | 424 | 561 | 0 | 0 | 0 | 985 | 424 | 561 |
| 24 | 1,141 | 489 | 652 | 0 | 0 | 0 | 1,141 | 489 | 652 |
| 20 - 24 | 6,241 | 2,794 | 3,447 | 0 | 0 | 0 | 6,241 | 2,794 | 3,447 |
| 25 | 1,473 | 657 | 816 | 0 | 0 | 0 | 1,473 | 657 | 816 |
| 26 | 1,175 | 480 | 695 | 0 | 0 | 0 | 1,175 | 480 | 695 |
| 27 | 1,204 | 525 | 679 | 0 | 0 | 0 | 1,204 | 525 | 679 |
| 28 | 1,337 | 558 | 779 | 0 | 0 | 0 | 1,337 | 558 | 779 |
| 29 | 1,003 | 435 | 568 | 0 | 0 | 0 | 1,003 | 435 | 568 |
| 25 - 29 | 6,192 | 2,655 | 3,537 | 0 | 0 | 0 | 6,192 | 2,655 | 3,537 |
| 30 | 1,984 | 930 | 1,054 | 0 | 0 | 0 | 1,984 | 930 | 1,054 |
| 31 | 704 | 309 | 395 | 0 | 0 | 0 | 704 | 309 | 395 |
| 32 | 1,468 | 660 | 808 | 0 | 0 | 0 | 1,468 | 660 | 808 |
| 33 | 873 | 389 | 484 | 0 | 0 | 0 | 873 | 389 | 484 |
| 34 | 881 | 432 | 449 | 0 | 0 | 0 | 881 | 432 | 449 |
| 30 - 34 | 5,910 | 2,720 | 3,190 | 0 | 0 | 0 | 5,910 | 2,720 | 3,190 |
| 35 | 1,501 | 693 | 808 | 0 | 0 | 0 | 1,501 | 693 | 808 |
| 36 | 933 | 426 | 507 | 0 | 0 | 0 | 933 | 426 | 507 |
| 37 | 871 | 412 | 459 | 0 | 0 | 0 | 871 | 412 | 459 |
| 38 | 1,024 | 507 | 517 | 0 | 0 | 0 | 1,024 | 507 | 517 |
| 39 | 744 | 348 | 396 | 0 | 0 | 0 | 744 | 348 | 396 |
| 35 - 39 | 5,073 | 2,386 | 2,687 | 0 | 0 | 0 | 5,073 | 2,386 | 2,687 |

Table 8.6: Lindi Municipal Council: Total Population by Age in Single Years, Five Year Age Groups, Sex and Rural-Urban

| Age | Total | | | Rural | | | Urban | | |
|----------------|--------------|--------------|--------------|------------|----------|----------|--------------|--------------|--------------|
| | Both Sexes | Male | Female | Both Sexes | Male | Female | Both Sexes | Male | Female |
| 40 | 1,440 | 718 | 722 | 0 | 0 | 0 | 1,440 | 718 | 722 |
| 41 | 454 | 212 | 242 | 0 | 0 | 0 | 454 | 212 | 242 |
| 42 | 920 | 470 | 450 | 0 | 0 | 0 | 920 | 470 | 450 |
| 43 | 567 | 247 | 320 | 0 | 0 | 0 | 567 | 247 | 320 |
| 44 | 602 | 284 | 318 | 0 | 0 | 0 | 602 | 284 | 318 |
| 40 - 44 | 3,983 | 1,931 | 2,052 | 0 | 0 | 0 | 3,983 | 1,931 | 2,052 |
| 45 | 951 | 469 | 482 | 0 | 0 | 0 | 951 | 469 | 482 |
| 46 | 560 | 259 | 301 | 0 | 0 | 0 | 560 | 259 | 301 |
| 47 | 536 | 248 | 288 | 0 | 0 | 0 | 536 | 248 | 288 |
| 48 | 744 | 366 | 378 | 0 | 0 | 0 | 744 | 366 | 378 |
| 49 | 1,014 | 245 | 769 | 0 | 0 | 0 | 1,014 | 245 | 769 |
| 45 - 49 | 3,805 | 1,587 | 2,218 | 0 | 0 | 0 | 3,805 | 1,587 | 2,218 |
| 50 | 1,001 | 509 | 492 | 0 | 0 | 0 | 1,001 | 509 | 492 |
| 51 | 486 | 236 | 250 | 0 | 0 | 0 | 486 | 236 | 250 |
| 52 | 704 | 370 | 334 | 0 | 0 | 0 | 704 | 370 | 334 |
| 53 | 370 | 198 | 172 | 0 | 0 | 0 | 370 | 198 | 172 |
| 54 | 431 | 215 | 216 | 0 | 0 | 0 | 431 | 215 | 216 |
| 50 - 54 | 2,992 | 1,528 | 1,464 | 0 | 0 | 0 | 2,992 | 1,528 | 1,464 |
| 55 | 581 | 259 | 322 | 0 | 0 | 0 | 581 | 259 | 322 |
| 56 | 348 | 162 | 186 | 0 | 0 | 0 | 348 | 162 | 186 |
| 57 | 313 | 174 | 139 | 0 | 0 | 0 | 313 | 174 | 139 |
| 58 | 464 | 210 | 254 | 0 | 0 | 0 | 464 | 210 | 254 |
| 59 | 308 | 154 | 154 | 0 | 0 | 0 | 308 | 154 | 154 |
| 55 - 59 | 2,014 | 959 | 1,055 | 0 | 0 | 0 | 2,014 | 959 | 1,055 |
| 60 | 1,218 | 552 | 666 | 0 | 0 | 0 | 1,218 | 552 | 666 |
| 61 | 238 | 114 | 124 | 0 | 0 | 0 | 238 | 114 | 124 |
| 62 | 399 | 200 | 199 | 0 | 0 | 0 | 399 | 200 | 199 |
| 63 | 312 | 155 | 157 | 0 | 0 | 0 | 312 | 155 | 157 |
| 64 | 262 | 144 | 118 | 0 | 0 | 0 | 262 | 144 | 118 |
| 60 - 64 | 2,429 | 1,165 | 1,264 | 0 | 0 | 0 | 2,429 | 1,165 | 1,264 |
| 65 | 612 | 281 | 331 | 0 | 0 | 0 | 612 | 281 | 331 |
| 66 | 166 | 80 | 86 | 0 | 0 | 0 | 166 | 80 | 86 |
| 67 | 304 | 177 | 127 | 0 | 0 | 0 | 304 | 177 | 127 |
| 68 | 288 | 134 | 154 | 0 | 0 | 0 | 288 | 134 | 154 |
| 69 | 170 | 80 | 90 | 0 | 0 | 0 | 170 | 80 | 90 |
| 65 - 69 | 1,540 | 752 | 788 | 0 | 0 | 0 | 1,540 | 752 | 788 |
| 70 | 715 | 332 | 383 | 0 | 0 | 0 | 715 | 332 | 383 |
| 71 | 108 | 52 | 56 | 0 | 0 | 0 | 108 | 52 | 56 |
| 72 | 289 | 128 | 161 | 0 | 0 | 0 | 289 | 128 | 161 |
| 73 | 142 | 80 | 62 | 0 | 0 | 0 | 142 | 80 | 62 |
| 74 | 115 | 60 | 55 | 0 | 0 | 0 | 115 | 60 | 55 |
| 70 - 74 | 1,369 | 652 | 717 | 0 | 0 | 0 | 1,369 | 652 | 717 |
| 75 | 372 | 184 | 188 | 0 | 0 | 0 | 372 | 184 | 188 |
| 76 | 110 | 55 | 55 | 0 | 0 | 0 | 110 | 55 | 55 |
| 77 | 83 | 49 | 34 | 0 | 0 | 0 | 83 | 49 | 34 |
| 78 | 159 | 68 | 91 | 0 | 0 | 0 | 159 | 68 | 91 |
| 79 | 128 | 64 | 64 | 0 | 0 | 0 | 128 | 64 | 64 |
| 75 - 79 | 852 | 420 | 432 | 0 | 0 | 0 | 852 | 420 | 432 |
| 80+ | 1,256 | 568 | 688 | 0 | 0 | 0 | 1,256 | 568 | 688 |

Table 9.0: Mtwara Region: Total Population by Age in Single Years, Five Year Age Groups, Sex and Rural-Urban

| Age | Total | | | Rural | | | Urban | | |
|----------------|------------------|----------------|----------------|----------------|----------------|----------------|----------------|----------------|----------------|
| | Both Sexes | Male | Female | Both Sexes | Male | Female | Both Sexes | Male | Female |
| Total | 1,270,854 | 599,648 | 671,206 | 979,350 | 462,639 | 516,711 | 291,504 | 137,009 | 154,495 |
| 0 | 37,239 | 18,502 | 18,737 | 29,514 | 14,661 | 14,853 | 7,725 | 3,841 | 3,884 |
| 1 | 30,688 | 15,200 | 15,488 | 24,339 | 12,038 | 12,301 | 6,349 | 3,162 | 3,187 |
| 2 | 33,375 | 16,832 | 16,543 | 26,698 | 13,438 | 13,260 | 6,677 | 3,394 | 3,283 |
| 3 | 32,558 | 16,154 | 16,404 | 26,000 | 12,865 | 13,135 | 6,558 | 3,289 | 3,269 |
| 4 | 34,795 | 17,405 | 17,390 | 27,838 | 13,878 | 13,960 | 6,957 | 3,527 | 3,430 |
| 0 - 4 | 168,655 | 84,093 | 84,562 | 134,389 | 66,880 | 67,509 | 34,266 | 17,213 | 17,053 |
| 5 | 32,455 | 16,347 | 16,108 | 25,961 | 13,082 | 12,879 | 6,494 | 3,265 | 3,229 |
| 6 | 34,551 | 17,312 | 17,239 | 27,536 | 13,850 | 13,686 | 7,015 | 3,462 | 3,553 |
| 7 | 36,593 | 18,330 | 18,263 | 29,267 | 14,719 | 14,548 | 7,326 | 3,611 | 3,715 |
| 8 | 32,036 | 15,772 | 16,264 | 25,620 | 12,618 | 13,002 | 6,416 | 3,154 | 3,262 |
| 9 | 30,925 | 15,502 | 15,423 | 24,516 | 12,292 | 12,224 | 6,409 | 3,210 | 3,199 |
| 5 - 9 | 166,560 | 83,263 | 83,297 | 132,900 | 66,561 | 66,339 | 33,660 | 16,702 | 16,958 |
| 10 | 34,241 | 17,546 | 16,695 | 26,914 | 13,938 | 12,976 | 7,327 | 3,608 | 3,719 |
| 11 | 27,511 | 13,555 | 13,956 | 21,557 | 10,663 | 10,894 | 5,954 | 2,892 | 3,062 |
| 12 | 38,990 | 19,952 | 19,038 | 30,446 | 15,710 | 14,736 | 8,544 | 4,242 | 4,302 |
| 13 | 27,529 | 13,733 | 13,796 | 21,091 | 10,707 | 10,384 | 6,438 | 3,026 | 3,412 |
| 14 | 25,989 | 13,133 | 12,856 | 19,669 | 10,117 | 9,552 | 6,320 | 3,016 | 3,304 |
| 10 - 14 | 154,260 | 77,919 | 76,341 | 119,677 | 61,135 | 58,542 | 34,583 | 16,784 | 17,799 |
| 15 | 24,477 | 12,863 | 11,614 | 18,241 | 9,800 | 8,441 | 6,236 | 3,063 | 3,173 |
| 16 | 21,164 | 10,753 | 10,411 | 15,161 | 7,923 | 7,238 | 6,003 | 2,830 | 3,173 |
| 17 | 19,655 | 9,908 | 9,747 | 13,922 | 7,214 | 6,708 | 5,733 | 2,694 | 3,039 |
| 18 | 23,468 | 11,104 | 12,364 | 16,940 | 8,064 | 8,876 | 6,528 | 3,040 | 3,488 |
| 19 | 18,047 | 8,055 | 9,992 | 12,841 | 5,725 | 7,116 | 5,206 | 2,330 | 2,876 |
| 15 - 19 | 106,811 | 52,683 | 54,128 | 77,105 | 38,726 | 38,379 | 29,706 | 13,957 | 15,749 |
| 20 | 25,625 | 10,823 | 14,802 | 18,431 | 7,729 | 10,702 | 7,194 | 3,094 | 4,100 |
| 21 | 16,144 | 7,162 | 8,982 | 11,247 | 4,986 | 6,261 | 4,897 | 2,176 | 2,721 |
| 22 | 23,287 | 10,052 | 13,235 | 16,761 | 7,273 | 9,488 | 6,526 | 2,779 | 3,747 |
| 23 | 14,819 | 6,278 | 8,541 | 10,294 | 4,353 | 5,941 | 4,525 | 1,925 | 2,600 |
| 24 | 16,737 | 7,272 | 9,465 | 12,030 | 5,229 | 6,801 | 4,707 | 2,043 | 2,664 |
| 20 - 24 | 96,612 | 41,587 | 55,025 | 68,763 | 29,570 | 39,193 | 27,849 | 12,017 | 15,832 |
| 25 | 22,533 | 9,715 | 12,818 | 16,603 | 7,138 | 9,465 | 5,930 | 2,577 | 3,353 |
| 26 | 16,644 | 7,091 | 9,553 | 12,009 | 5,079 | 6,930 | 4,635 | 2,012 | 2,623 |
| 27 | 16,086 | 7,176 | 8,910 | 11,778 | 5,277 | 6,501 | 4,308 | 1,899 | 2,409 |
| 28 | 20,378 | 8,716 | 11,662 | 14,964 | 6,391 | 8,573 | 5,414 | 2,325 | 3,089 |
| 29 | 14,093 | 5,883 | 8,210 | 10,315 | 4,343 | 5,972 | 3,778 | 1,540 | 2,238 |
| 25 - 29 | 89,734 | 38,581 | 51,153 | 65,669 | 28,228 | 37,441 | 24,065 | 10,353 | 13,712 |
| 30 | 28,818 | 12,296 | 16,522 | 21,396 | 8,988 | 12,408 | 7,422 | 3,308 | 4,114 |
| 31 | 11,063 | 4,783 | 6,280 | 8,271 | 3,536 | 4,735 | 2,792 | 1,247 | 1,545 |
| 32 | 21,911 | 9,751 | 12,160 | 16,236 | 7,148 | 9,088 | 5,675 | 2,603 | 3,072 |
| 33 | 12,986 | 5,752 | 7,234 | 9,519 | 4,190 | 5,329 | 3,467 | 1,562 | 1,905 |
| 34 | 12,612 | 5,381 | 7,231 | 9,475 | 4,001 | 5,474 | 3,137 | 1,380 | 1,757 |
| 30 - 34 | 87,390 | 37,963 | 49,427 | 64,897 | 27,863 | 37,034 | 22,493 | 10,100 | 12,393 |
| 35 | 22,340 | 10,320 | 12,020 | 16,943 | 7,749 | 9,194 | 5,397 | 2,571 | 2,826 |
| 36 | 13,715 | 6,129 | 7,586 | 10,368 | 4,653 | 5,715 | 3,347 | 1,476 | 1,871 |
| 37 | 13,921 | 6,368 | 7,553 | 10,616 | 4,860 | 5,756 | 3,305 | 1,508 | 1,797 |
| 38 | 15,885 | 7,175 | 8,710 | 11,887 | 5,350 | 6,537 | 3,998 | 1,825 | 2,173 |
| 39 | 12,476 | 5,577 | 6,899 | 9,583 | 4,289 | 5,294 | 2,893 | 1,288 | 1,605 |
| 35 - 39 | 78,337 | 35,569 | 42,768 | 59,397 | 26,901 | 32,496 | 18,940 | 8,668 | 10,272 |

Table 9.0: Mtwara Region: Total Population by Age in Single Years, Five Year Age Groups, Sex and Rural-Urban

| Age | Total | | | Rural | | | Urban | | |
|----------------|---------------|---------------|---------------|---------------|---------------|---------------|---------------|--------------|--------------|
| | Both Sexes | Male | Female | Both Sexes | Male | Female | Both Sexes | Male | Female |
| 40 | 23,969 | 11,427 | 12,542 | 18,384 | 8,665 | 9,719 | 5,585 | 2,762 | 2,823 |
| 41 | 8,321 | 3,688 | 4,633 | 6,424 | 2,849 | 3,575 | 1,897 | 839 | 1,058 |
| 42 | 16,088 | 7,565 | 8,523 | 12,293 | 5,734 | 6,559 | 3,795 | 1,831 | 1,964 |
| 43 | 8,994 | 3,994 | 5,000 | 6,935 | 3,073 | 3,862 | 2,059 | 921 | 1,138 |
| 44 | 9,202 | 4,096 | 5,106 | 7,045 | 3,110 | 3,935 | 2,157 | 986 | 1,171 |
| 40 - 44 | 66,574 | 30,770 | 35,804 | 51,081 | 23,431 | 27,650 | 15,493 | 7,339 | 8,154 |
| 45 | 14,872 | 7,126 | 7,746 | 11,489 | 5,477 | 6,012 | 3,383 | 1,649 | 1,734 |
| 46 | 8,910 | 4,106 | 4,804 | 6,966 | 3,195 | 3,771 | 1,944 | 911 | 1,033 |
| 47 | 8,444 | 3,882 | 4,562 | 6,669 | 3,019 | 3,650 | 1,775 | 863 | 912 |
| 48 | 10,719 | 4,902 | 5,817 | 8,349 | 3,783 | 4,566 | 2,370 | 1,119 | 1,251 |
| 49 | 9,754 | 4,307 | 5,447 | 7,714 | 3,344 | 4,370 | 2,040 | 963 | 1,077 |
| 45 - 49 | 52,699 | 24,323 | 28,376 | 41,187 | 18,818 | 22,369 | 11,512 | 5,505 | 6,007 |
| 50 | 15,612 | 7,272 | 8,340 | 12,221 | 5,632 | 6,589 | 3,391 | 1,640 | 1,751 |
| 51 | 7,813 | 3,677 | 4,136 | 6,319 | 2,994 | 3,325 | 1,494 | 683 | 811 |
| 52 | 11,673 | 5,528 | 6,145 | 9,154 | 4,302 | 4,852 | 2,519 | 1,226 | 1,293 |
| 53 | 6,255 | 2,843 | 3,412 | 4,930 | 2,238 | 2,692 | 1,325 | 605 | 720 |
| 54 | 6,967 | 3,260 | 3,707 | 5,385 | 2,465 | 2,920 | 1,582 | 795 | 787 |
| 50 - 54 | 48,320 | 22,580 | 25,740 | 38,009 | 17,631 | 20,378 | 10,311 | 4,949 | 5,362 |
| 55 | 9,570 | 4,531 | 5,039 | 7,530 | 3,506 | 4,024 | 2,040 | 1,025 | 1,015 |
| 56 | 6,480 | 2,987 | 3,493 | 5,187 | 2,355 | 2,832 | 1,293 | 632 | 661 |
| 57 | 5,333 | 2,378 | 2,955 | 4,288 | 1,878 | 2,410 | 1,045 | 500 | 545 |
| 58 | 7,776 | 3,558 | 4,218 | 6,170 | 2,780 | 3,390 | 1,606 | 778 | 828 |
| 59 | 5,359 | 2,289 | 3,070 | 4,344 | 1,821 | 2,523 | 1,015 | 468 | 547 |
| 55 - 59 | 34,518 | 15,743 | 18,775 | 27,519 | 12,340 | 15,179 | 6,999 | 3,403 | 3,596 |
| 60 | 14,130 | 6,449 | 7,681 | 11,285 | 5,120 | 6,165 | 2,845 | 1,329 | 1,516 |
| 61 | 5,120 | 2,339 | 2,781 | 4,215 | 1,873 | 2,342 | 905 | 466 | 439 |
| 62 | 7,450 | 3,443 | 4,007 | 6,000 | 2,721 | 3,279 | 1,450 | 722 | 728 |
| 63 | 4,694 | 2,125 | 2,569 | 3,749 | 1,694 | 2,055 | 945 | 431 | 514 |
| 64 | 4,204 | 1,976 | 2,228 | 3,396 | 1,591 | 1,805 | 808 | 385 | 423 |
| 60 - 64 | 35,598 | 16,332 | 19,266 | 28,645 | 12,999 | 15,646 | 6,953 | 3,333 | 3,620 |
| 65 | 8,957 | 4,117 | 4,840 | 7,224 | 3,267 | 3,957 | 1,733 | 850 | 883 |
| 66 | 3,547 | 1,652 | 1,895 | 2,929 | 1,346 | 1,583 | 618 | 306 | 312 |
| 67 | 5,034 | 2,373 | 2,661 | 4,142 | 1,919 | 2,223 | 892 | 454 | 438 |
| 68 | 5,322 | 2,196 | 3,126 | 4,483 | 1,819 | 2,664 | 839 | 377 | 462 |
| 69 | 3,318 | 1,392 | 1,926 | 2,755 | 1,156 | 1,599 | 563 | 236 | 327 |
| 65 - 69 | 26,178 | 11,730 | 14,448 | 21,533 | 9,507 | 12,026 | 4,645 | 2,223 | 2,422 |
| 70 | 10,540 | 4,746 | 5,794 | 8,687 | 3,913 | 4,774 | 1,853 | 833 | 1,020 |
| 71 | 2,700 | 1,207 | 1,493 | 2,276 | 1,028 | 1,248 | 424 | 179 | 245 |
| 72 | 5,114 | 2,259 | 2,855 | 4,204 | 1,842 | 2,362 | 910 | 417 | 493 |
| 73 | 3,168 | 1,477 | 1,691 | 2,615 | 1,239 | 1,376 | 553 | 238 | 315 |
| 74 | 2,334 | 1,146 | 1,188 | 1,898 | 942 | 956 | 436 | 204 | 232 |
| 70 - 74 | 23,856 | 10,835 | 13,021 | 19,680 | 8,964 | 10,716 | 4,176 | 1,871 | 2,305 |
| 75 | 5,056 | 2,277 | 2,779 | 4,207 | 1,898 | 2,309 | 849 | 379 | 470 |
| 76 | 2,913 | 1,487 | 1,426 | 2,403 | 1,239 | 1,164 | 510 | 248 | 262 |
| 77 | 2,104 | 1,109 | 995 | 1,762 | 930 | 832 | 342 | 179 | 163 |
| 78 | 2,928 | 1,294 | 1,634 | 2,482 | 1,095 | 1,387 | 446 | 199 | 247 |
| 79 | 2,112 | 1,013 | 1,099 | 1,755 | 819 | 936 | 357 | 194 | 163 |
| 75 - 79 | 15,113 | 7,180 | 7,933 | 12,609 | 5,981 | 6,628 | 2,504 | 1,199 | 1,305 |
| 80+ | 19,639 | 8,497 | 11,142 | 16,290 | 7,104 | 9,186 | 3,349 | 1,393 | 1,956 |

Table 9.1: Mtwara District Council: Total Population by Age in Single Years, Five Year Age Groups, Sex and Rural-Urban

| Age | Total | | | Rural | | | Urban | | |
|----------------|----------------|----------------|----------------|----------------|----------------|----------------|---------------|--------------|--------------|
| | Both Sexes | Male | Female | Both Sexes | Male | Female | Both Sexes | Male | Female |
| Total | 228,003 | 107,922 | 120,081 | 214,654 | 101,783 | 112,871 | 13,349 | 6,139 | 7,210 |
| 0 | 6,809 | 3,367 | 3,442 | 6,451 | 3,207 | 3,244 | 358 | 160 | 198 |
| 1 | 5,119 | 2,413 | 2,706 | 4,869 | 2,291 | 2,578 | 250 | 122 | 128 |
| 2 | 6,234 | 3,175 | 3,059 | 5,909 | 3,022 | 2,887 | 325 | 153 | 172 |
| 3 | 6,458 | 3,231 | 3,227 | 6,144 | 3,084 | 3,060 | 314 | 147 | 167 |
| 4 | 7,001 | 3,531 | 3,470 | 6,612 | 3,334 | 3,278 | 389 | 197 | 192 |
| 0 - 4 | 31,621 | 15,717 | 15,904 | 29,985 | 14,938 | 15,047 | 1,636 | 779 | 857 |
| 5 | 6,360 | 3,218 | 3,142 | 6,059 | 3,069 | 2,990 | 301 | 149 | 152 |
| 6 | 6,630 | 3,387 | 3,243 | 6,269 | 3,184 | 3,085 | 361 | 203 | 158 |
| 7 | 7,129 | 3,578 | 3,551 | 6,729 | 3,376 | 3,353 | 400 | 202 | 198 |
| 8 | 6,040 | 3,011 | 3,029 | 5,659 | 2,816 | 2,843 | 381 | 195 | 186 |
| 9 | 5,889 | 3,004 | 2,885 | 5,580 | 2,850 | 2,730 | 309 | 154 | 155 |
| 5 - 9 | 32,048 | 16,198 | 15,850 | 30,296 | 15,295 | 15,001 | 1,752 | 903 | 849 |
| 10 | 6,849 | 3,571 | 3,278 | 6,428 | 3,370 | 3,058 | 421 | 201 | 220 |
| 11 | 4,954 | 2,429 | 2,525 | 4,650 | 2,282 | 2,368 | 304 | 147 | 157 |
| 12 | 7,350 | 3,769 | 3,581 | 6,929 | 3,567 | 3,362 | 421 | 202 | 219 |
| 13 | 4,926 | 2,571 | 2,355 | 4,585 | 2,390 | 2,195 | 341 | 181 | 160 |
| 14 | 4,520 | 2,248 | 2,272 | 4,221 | 2,120 | 2,101 | 299 | 128 | 171 |
| 10 - 14 | 28,599 | 14,588 | 14,011 | 26,813 | 13,729 | 13,084 | 1,786 | 859 | 927 |
| 15 | 4,526 | 2,362 | 2,164 | 4,245 | 2,222 | 2,023 | 281 | 140 | 141 |
| 16 | 3,623 | 1,824 | 1,799 | 3,308 | 1,660 | 1,648 | 315 | 164 | 151 |
| 17 | 3,311 | 1,718 | 1,593 | 3,073 | 1,601 | 1,472 | 238 | 117 | 121 |
| 18 | 4,284 | 1,999 | 2,285 | 3,998 | 1,851 | 2,147 | 286 | 148 | 138 |
| 19 | 2,848 | 1,257 | 1,591 | 2,645 | 1,169 | 1,476 | 203 | 88 | 115 |
| 15 - 19 | 18,592 | 9,160 | 9,432 | 17,269 | 8,503 | 8,766 | 1,323 | 657 | 666 |
| 20 | 4,616 | 1,921 | 2,695 | 4,321 | 1,815 | 2,506 | 295 | 106 | 189 |
| 21 | 2,361 | 1,013 | 1,348 | 2,200 | 945 | 1,255 | 161 | 68 | 93 |
| 22 | 3,514 | 1,474 | 2,040 | 3,321 | 1,395 | 1,926 | 193 | 79 | 114 |
| 23 | 2,292 | 893 | 1,399 | 2,157 | 840 | 1,317 | 135 | 53 | 82 |
| 24 | 2,542 | 1,081 | 1,461 | 2,420 | 1,041 | 1,379 | 122 | 40 | 82 |
| 20 - 24 | 15,325 | 6,382 | 8,943 | 14,419 | 6,036 | 8,383 | 906 | 346 | 560 |
| 25 | 4,109 | 1,759 | 2,350 | 3,889 | 1,672 | 2,217 | 220 | 87 | 133 |
| 26 | 2,530 | 1,008 | 1,522 | 2,386 | 960 | 1,426 | 144 | 48 | 96 |
| 27 | 2,457 | 1,059 | 1,398 | 2,341 | 1,022 | 1,319 | 116 | 37 | 79 |
| 28 | 3,343 | 1,339 | 2,004 | 3,152 | 1,286 | 1,866 | 191 | 53 | 138 |
| 29 | 2,144 | 875 | 1,269 | 2,020 | 829 | 1,191 | 124 | 46 | 78 |
| 25 - 29 | 14,583 | 6,040 | 8,543 | 13,788 | 5,769 | 8,019 | 795 | 271 | 524 |
| 30 | 5,623 | 2,307 | 3,316 | 5,291 | 2,158 | 3,133 | 332 | 149 | 183 |
| 31 | 1,763 | 727 | 1,036 | 1,643 | 675 | 968 | 120 | 52 | 68 |
| 32 | 3,419 | 1,476 | 1,943 | 3,229 | 1,393 | 1,836 | 190 | 83 | 107 |
| 33 | 1,941 | 780 | 1,161 | 1,804 | 726 | 1,078 | 137 | 54 | 83 |
| 34 | 2,069 | 820 | 1,249 | 1,935 | 767 | 1,168 | 134 | 53 | 81 |
| 30 - 34 | 14,815 | 6,110 | 8,705 | 13,902 | 5,719 | 8,183 | 913 | 391 | 522 |
| 35 | 4,335 | 1,988 | 2,347 | 4,083 | 1,883 | 2,200 | 252 | 105 | 147 |
| 36 | 2,227 | 1,011 | 1,216 | 2,105 | 953 | 1,152 | 122 | 58 | 64 |
| 37 | 2,388 | 1,039 | 1,349 | 2,238 | 978 | 1,260 | 150 | 61 | 89 |
| 38 | 2,679 | 1,169 | 1,510 | 2,508 | 1,098 | 1,410 | 171 | 71 | 100 |
| 39 | 2,142 | 926 | 1,216 | 1,998 | 870 | 1,128 | 144 | 56 | 88 |
| 35 - 39 | 13,771 | 6,133 | 7,638 | 12,932 | 5,782 | 7,150 | 839 | 351 | 488 |

Table 9.1: Mtwara District Council: Total Population by Age in Single Years, Five Year Age Groups, Sex and Rural-Urban

| Age | Total | | | Rural | | | Urban | | |
|----------------|---------------|--------------|--------------|---------------|--------------|--------------|------------|------------|------------|
| | Both Sexes | Male | Female | Both Sexes | Male | Female | Both Sexes | Male | Female |
| 40 | 4,922 | 2,313 | 2,609 | 4,617 | 2,159 | 2,458 | 305 | 154 | 151 |
| 41 | 1,500 | 671 | 829 | 1,411 | 632 | 779 | 89 | 39 | 50 |
| 42 | 2,740 | 1,342 | 1,398 | 2,559 | 1,249 | 1,310 | 181 | 93 | 88 |
| 43 | 1,588 | 711 | 877 | 1,505 | 678 | 827 | 83 | 33 | 50 |
| 44 | 1,546 | 680 | 866 | 1,437 | 634 | 803 | 109 | 46 | 63 |
| 40 - 44 | 12,296 | 5,717 | 6,579 | 11,529 | 5,352 | 6,177 | 767 | 365 | 402 |
| 45 | 2,923 | 1,454 | 1,469 | 2,765 | 1,380 | 1,385 | 158 | 74 | 84 |
| 46 | 1,597 | 735 | 862 | 1,492 | 692 | 800 | 105 | 43 | 62 |
| 47 | 1,452 | 682 | 770 | 1,383 | 656 | 727 | 69 | 26 | 43 |
| 48 | 1,812 | 809 | 1,003 | 1,704 | 751 | 953 | 108 | 58 | 50 |
| 49 | 1,790 | 804 | 986 | 1,693 | 748 | 945 | 97 | 56 | 41 |
| 45 - 49 | 9,574 | 4,484 | 5,090 | 9,037 | 4,227 | 4,810 | 537 | 257 | 280 |
| 50 | 3,402 | 1,532 | 1,870 | 3,178 | 1,432 | 1,746 | 224 | 100 | 124 |
| 51 | 1,666 | 780 | 886 | 1,574 | 742 | 832 | 92 | 38 | 54 |
| 52 | 1,940 | 954 | 986 | 1,830 | 894 | 936 | 110 | 60 | 50 |
| 53 | 1,056 | 520 | 536 | 975 | 482 | 493 | 81 | 38 | 43 |
| 54 | 1,103 | 556 | 547 | 1,008 | 517 | 491 | 95 | 39 | 56 |
| 50 - 54 | 9,167 | 4,342 | 4,825 | 8,565 | 4,067 | 4,498 | 602 | 275 | 327 |
| 55 | 1,871 | 893 | 978 | 1,777 | 846 | 931 | 94 | 47 | 47 |
| 56 | 1,077 | 502 | 575 | 1,011 | 474 | 537 | 66 | 28 | 38 |
| 57 | 910 | 413 | 497 | 862 | 392 | 470 | 48 | 21 | 27 |
| 58 | 1,289 | 590 | 699 | 1,223 | 562 | 661 | 66 | 28 | 38 |
| 59 | 891 | 411 | 480 | 838 | 389 | 449 | 53 | 22 | 31 |
| 55 - 59 | 6,038 | 2,809 | 3,229 | 5,711 | 2,663 | 3,048 | 327 | 146 | 181 |
| 60 | 3,316 | 1,579 | 1,737 | 3,165 | 1,515 | 1,650 | 151 | 64 | 87 |
| 61 | 915 | 454 | 461 | 853 | 421 | 432 | 62 | 33 | 29 |
| 62 | 1,135 | 534 | 601 | 1,056 | 496 | 560 | 79 | 38 | 41 |
| 63 | 777 | 380 | 397 | 711 | 349 | 362 | 66 | 31 | 35 |
| 64 | 580 | 320 | 260 | 540 | 297 | 243 | 40 | 23 | 17 |
| 60 - 64 | 6,723 | 3,267 | 3,456 | 6,325 | 3,078 | 3,247 | 398 | 189 | 209 |
| 65 | 1,774 | 844 | 930 | 1,663 | 793 | 870 | 111 | 51 | 60 |
| 66 | 495 | 258 | 237 | 457 | 239 | 218 | 38 | 19 | 19 |
| 67 | 891 | 457 | 434 | 838 | 426 | 412 | 53 | 31 | 22 |
| 68 | 796 | 337 | 459 | 760 | 321 | 439 | 36 | 16 | 20 |
| 69 | 541 | 221 | 320 | 504 | 206 | 298 | 37 | 15 | 22 |
| 65 - 69 | 4,497 | 2,117 | 2,380 | 4,222 | 1,985 | 2,237 | 275 | 132 | 143 |
| 70 | 2,180 | 980 | 1,200 | 2,065 | 929 | 1,136 | 115 | 51 | 64 |
| 71 | 438 | 188 | 250 | 418 | 183 | 235 | 20 | 5 | 15 |
| 72 | 845 | 401 | 444 | 795 | 379 | 416 | 50 | 22 | 28 |
| 73 | 469 | 230 | 239 | 447 | 222 | 225 | 22 | 8 | 14 |
| 74 | 309 | 171 | 138 | 293 | 158 | 135 | 16 | 13 | 3 |
| 70 - 74 | 4,241 | 1,970 | 2,271 | 4,018 | 1,871 | 2,147 | 223 | 99 | 124 |
| 75 | 1,060 | 537 | 523 | 999 | 516 | 483 | 61 | 21 | 40 |
| 76 | 352 | 169 | 183 | 337 | 162 | 175 | 15 | 7 | 8 |
| 77 | 331 | 200 | 131 | 314 | 191 | 123 | 17 | 9 | 8 |
| 78 | 415 | 182 | 233 | 401 | 176 | 225 | 14 | 6 | 8 |
| 79 | 354 | 161 | 193 | 342 | 153 | 189 | 12 | 8 | 4 |
| 75 - 79 | 2,512 | 1,249 | 1,263 | 2,393 | 1,198 | 1,195 | 119 | 51 | 68 |
| 80+ | 3,601 | 1,639 | 1,962 | 3,450 | 1,571 | 1,879 | 151 | 68 | 83 |

Table 9.2: Newala District Council: Total Population by Age in Single Years, Five Year Age Groups, Sex and Rural-Urban

| Age | Total | | | Rural | | | Urban | | |
|----------------|----------------|---------------|----------------|----------------|---------------|---------------|---------------|---------------|---------------|
| | Both Sexes | Male | Female | Both Sexes | Male | Female | Both Sexes | Male | Female |
| Total | 205,492 | 95,018 | 110,474 | 179,090 | 82,783 | 96,307 | 26,402 | 12,235 | 14,167 |
| 0 | 6,029 | 2,983 | 3,046 | 5,282 | 2,609 | 2,673 | 747 | 374 | 373 |
| 1 | 4,748 | 2,381 | 2,367 | 4,224 | 2,123 | 2,101 | 524 | 258 | 266 |
| 2 | 5,231 | 2,551 | 2,680 | 4,611 | 2,257 | 2,354 | 620 | 294 | 326 |
| 3 | 5,035 | 2,604 | 2,431 | 4,477 | 2,312 | 2,165 | 558 | 292 | 266 |
| 4 | 5,452 | 2,728 | 2,724 | 4,824 | 2,411 | 2,413 | 628 | 317 | 311 |
| 0 - 4 | 26,495 | 13,247 | 13,248 | 23,418 | 11,712 | 11,706 | 3,077 | 1,535 | 1,542 |
| 5 | 4,616 | 2,357 | 2,259 | 4,079 | 2,089 | 1,990 | 537 | 268 | 269 |
| 6 | 4,802 | 2,342 | 2,460 | 4,212 | 2,052 | 2,160 | 590 | 290 | 300 |
| 7 | 5,600 | 2,872 | 2,728 | 4,957 | 2,538 | 2,419 | 643 | 334 | 309 |
| 8 | 5,136 | 2,559 | 2,577 | 4,494 | 2,232 | 2,262 | 642 | 327 | 315 |
| 9 | 4,646 | 2,345 | 2,301 | 4,109 | 2,067 | 2,042 | 537 | 278 | 259 |
| 5 - 9 | 24,800 | 12,475 | 12,325 | 21,851 | 10,978 | 10,873 | 2,949 | 1,497 | 1,452 |
| 10 | 5,226 | 2,706 | 2,520 | 4,599 | 2,385 | 2,214 | 627 | 321 | 306 |
| 11 | 4,196 | 2,112 | 2,084 | 3,702 | 1,885 | 1,817 | 494 | 227 | 267 |
| 12 | 6,297 | 3,247 | 3,050 | 5,507 | 2,851 | 2,656 | 790 | 396 | 394 |
| 13 | 4,516 | 2,195 | 2,321 | 3,894 | 1,903 | 1,991 | 622 | 292 | 330 |
| 14 | 4,131 | 2,106 | 2,025 | 3,544 | 1,849 | 1,695 | 587 | 257 | 330 |
| 10 - 14 | 24,366 | 12,366 | 12,000 | 21,246 | 10,873 | 10,373 | 3,120 | 1,493 | 1,627 |
| 15 | 3,723 | 1,932 | 1,791 | 3,109 | 1,646 | 1,463 | 614 | 286 | 328 |
| 16 | 3,260 | 1,684 | 1,576 | 2,712 | 1,431 | 1,281 | 548 | 253 | 295 |
| 17 | 2,974 | 1,487 | 1,487 | 2,389 | 1,227 | 1,162 | 585 | 260 | 325 |
| 18 | 3,617 | 1,689 | 1,928 | 3,044 | 1,427 | 1,617 | 573 | 262 | 311 |
| 19 | 2,829 | 1,295 | 1,534 | 2,386 | 1,092 | 1,294 | 443 | 203 | 240 |
| 15 - 19 | 16,403 | 8,087 | 8,316 | 13,640 | 6,823 | 6,817 | 2,763 | 1,264 | 1,499 |
| 20 | 3,931 | 1,686 | 2,245 | 3,381 | 1,432 | 1,949 | 550 | 254 | 296 |
| 21 | 2,571 | 1,153 | 1,418 | 2,138 | 953 | 1,185 | 433 | 200 | 233 |
| 22 | 3,372 | 1,510 | 1,862 | 2,880 | 1,301 | 1,579 | 492 | 209 | 283 |
| 23 | 2,286 | 962 | 1,324 | 1,898 | 806 | 1,092 | 388 | 156 | 232 |
| 24 | 2,445 | 1,041 | 1,404 | 2,051 | 893 | 1,158 | 394 | 148 | 246 |
| 20 - 24 | 14,605 | 6,352 | 8,253 | 12,348 | 5,385 | 6,963 | 2,257 | 967 | 1,290 |
| 25 | 3,542 | 1,462 | 2,080 | 3,053 | 1,259 | 1,794 | 489 | 203 | 286 |
| 26 | 2,424 | 1,048 | 1,376 | 2,013 | 876 | 1,137 | 411 | 172 | 239 |
| 27 | 2,343 | 1,060 | 1,283 | 1,985 | 885 | 1,100 | 358 | 175 | 183 |
| 28 | 3,204 | 1,292 | 1,912 | 2,690 | 1,063 | 1,627 | 514 | 229 | 285 |
| 29 | 2,163 | 876 | 1,287 | 1,830 | 747 | 1,083 | 333 | 129 | 204 |
| 25 - 29 | 13,676 | 5,738 | 7,938 | 11,571 | 4,830 | 6,741 | 2,105 | 908 | 1,197 |
| 30 | 5,049 | 2,040 | 3,009 | 4,346 | 1,723 | 2,623 | 703 | 317 | 386 |
| 31 | 1,742 | 729 | 1,013 | 1,494 | 622 | 872 | 248 | 107 | 141 |
| 32 | 3,434 | 1,539 | 1,895 | 2,895 | 1,275 | 1,620 | 539 | 264 | 275 |
| 33 | 2,061 | 848 | 1,213 | 1,732 | 711 | 1,021 | 329 | 137 | 192 |
| 34 | 1,924 | 774 | 1,150 | 1,663 | 668 | 995 | 261 | 106 | 155 |
| 30 - 34 | 14,210 | 5,930 | 8,280 | 12,130 | 4,999 | 7,131 | 2,080 | 931 | 1,149 |
| 35 | 3,878 | 1,754 | 2,124 | 3,372 | 1,513 | 1,859 | 506 | 241 | 265 |
| 36 | 2,111 | 964 | 1,147 | 1,843 | 836 | 1,007 | 268 | 128 | 140 |
| 37 | 2,117 | 938 | 1,179 | 1,819 | 792 | 1,027 | 298 | 146 | 152 |
| 38 | 2,571 | 1,152 | 1,419 | 2,215 | 982 | 1,233 | 356 | 170 | 186 |
| 39 | 1,875 | 794 | 1,081 | 1,607 | 670 | 937 | 268 | 124 | 144 |
| 35 - 39 | 12,552 | 5,602 | 6,950 | 10,856 | 4,793 | 6,063 | 1,696 | 809 | 887 |

Table 9.2: Newala District Council: Total Population by Age in Single Years, Five Year Age Groups, Sex and Rural-Urban

| Age | Total | | | Rural | | | Urban | | |
|----------------|---------------|--------------|--------------|--------------|--------------|--------------|--------------|------------|------------|
| | Both Sexes | Male | Female | Both Sexes | Male | Female | Both Sexes | Male | Female |
| 40 | 4,047 | 1,903 | 2,144 | 3,499 | 1,645 | 1,854 | 548 | 258 | 290 |
| 41 | 1,298 | 559 | 739 | 1,124 | 480 | 644 | 174 | 79 | 95 |
| 42 | 2,680 | 1,150 | 1,530 | 2,309 | 992 | 1,317 | 371 | 158 | 213 |
| 43 | 1,493 | 603 | 890 | 1,322 | 531 | 791 | 171 | 72 | 99 |
| 44 | 1,345 | 583 | 762 | 1,155 | 497 | 658 | 190 | 86 | 104 |
| 40 - 44 | 10,863 | 4,798 | 6,065 | 9,409 | 4,145 | 5,264 | 1,454 | 653 | 801 |
| 45 | 2,753 | 1,299 | 1,454 | 2,429 | 1,136 | 1,293 | 324 | 163 | 161 |
| 46 | 1,471 | 634 | 837 | 1,292 | 556 | 736 | 179 | 78 | 101 |
| 47 | 1,428 | 649 | 779 | 1,267 | 566 | 701 | 161 | 83 | 78 |
| 48 | 1,858 | 874 | 984 | 1,628 | 768 | 860 | 230 | 106 | 124 |
| 49 | 1,495 | 647 | 848 | 1,311 | 568 | 743 | 184 | 79 | 105 |
| 45 - 49 | 9,005 | 4,103 | 4,902 | 7,927 | 3,594 | 4,333 | 1,078 | 509 | 569 |
| 50 | 2,695 | 1,172 | 1,523 | 2,393 | 1,037 | 1,356 | 302 | 135 | 167 |
| 51 | 1,303 | 587 | 716 | 1,156 | 527 | 629 | 147 | 60 | 87 |
| 52 | 1,946 | 872 | 1,074 | 1,703 | 759 | 944 | 243 | 113 | 130 |
| 53 | 1,168 | 469 | 699 | 1,032 | 414 | 618 | 136 | 55 | 81 |
| 54 | 1,187 | 506 | 681 | 1,028 | 440 | 588 | 159 | 66 | 93 |
| 50 - 54 | 8,299 | 3,606 | 4,693 | 7,312 | 3,177 | 4,135 | 987 | 429 | 558 |
| 55 | 1,787 | 773 | 1,014 | 1,593 | 683 | 910 | 194 | 90 | 104 |
| 56 | 1,193 | 506 | 687 | 1,072 | 449 | 623 | 121 | 57 | 64 |
| 57 | 1,057 | 436 | 621 | 940 | 379 | 561 | 117 | 57 | 60 |
| 58 | 1,518 | 637 | 881 | 1,339 | 552 | 787 | 179 | 85 | 94 |
| 59 | 1,027 | 379 | 648 | 919 | 337 | 582 | 108 | 42 | 66 |
| 55 - 59 | 6,582 | 2,731 | 3,851 | 5,863 | 2,400 | 3,463 | 719 | 331 | 388 |
| 60 | 2,427 | 1,045 | 1,382 | 2,184 | 932 | 1,252 | 243 | 113 | 130 |
| 61 | 935 | 376 | 559 | 850 | 339 | 511 | 85 | 37 | 48 |
| 62 | 1,507 | 638 | 869 | 1,365 | 567 | 798 | 142 | 71 | 71 |
| 63 | 838 | 336 | 502 | 728 | 294 | 434 | 110 | 42 | 68 |
| 64 | 820 | 329 | 491 | 731 | 294 | 437 | 89 | 35 | 54 |
| 60 - 64 | 6,527 | 2,724 | 3,803 | 5,858 | 2,426 | 3,432 | 669 | 298 | 371 |
| 65 | 1,808 | 766 | 1,042 | 1,622 | 678 | 944 | 186 | 88 | 98 |
| 66 | 786 | 338 | 448 | 734 | 317 | 417 | 52 | 21 | 31 |
| 67 | 1,021 | 418 | 603 | 949 | 389 | 560 | 72 | 29 | 43 |
| 68 | 1,078 | 415 | 663 | 995 | 380 | 615 | 83 | 35 | 48 |
| 69 | 652 | 247 | 405 | 597 | 226 | 371 | 55 | 21 | 34 |
| 65 - 69 | 5,345 | 2,184 | 3,161 | 4,897 | 1,990 | 2,907 | 448 | 194 | 254 |
| 70 | 2,020 | 903 | 1,117 | 1,834 | 814 | 1,020 | 186 | 89 | 97 |
| 71 | 555 | 238 | 317 | 512 | 223 | 289 | 43 | 15 | 28 |
| 72 | 1,029 | 413 | 616 | 946 | 381 | 565 | 83 | 32 | 51 |
| 73 | 712 | 331 | 381 | 637 | 299 | 338 | 75 | 32 | 43 |
| 74 | 448 | 219 | 229 | 395 | 202 | 193 | 53 | 17 | 36 |
| 70 - 74 | 4,764 | 2,104 | 2,660 | 4,324 | 1,919 | 2,405 | 440 | 185 | 255 |
| 75 | 1,099 | 427 | 672 | 1,031 | 401 | 630 | 68 | 26 | 42 |
| 76 | 502 | 252 | 250 | 457 | 228 | 229 | 45 | 24 | 21 |
| 77 | 438 | 215 | 223 | 397 | 194 | 203 | 41 | 21 | 20 |
| 78 | 632 | 249 | 383 | 584 | 233 | 351 | 48 | 16 | 32 |
| 79 | 405 | 196 | 209 | 365 | 169 | 196 | 40 | 27 | 13 |
| 75 - 79 | 3,076 | 1,339 | 1,737 | 2,834 | 1,225 | 1,609 | 242 | 114 | 128 |
| 80+ | 3,924 | 1,632 | 2,292 | 3,606 | 1,514 | 2,092 | 318 | 118 | 200 |

Table 9.3: Masasi District Council: Total Population by Age in Single Years, Five Year Age Groups, Sex and Rural-Urban

| Age | Total | | | Rural | | | Urban | | |
|----------------|----------------|----------------|----------------|----------------|----------------|----------------|---------------|---------------|---------------|
| | Both Sexes | Male | Female | Both Sexes | Male | Female | Both Sexes | Male | Female |
| Total | 247,993 | 118,976 | 129,017 | 216,829 | 104,220 | 112,609 | 31,164 | 14,756 | 16,408 |
| 0 | 7,303 | 3,692 | 3,611 | 6,529 | 3,292 | 3,237 | 774 | 400 | 374 |
| 1 | 6,668 | 3,345 | 3,323 | 5,942 | 2,960 | 2,982 | 726 | 385 | 341 |
| 2 | 6,791 | 3,455 | 3,336 | 6,018 | 3,028 | 2,990 | 773 | 427 | 346 |
| 3 | 6,137 | 2,977 | 3,160 | 5,455 | 2,643 | 2,812 | 682 | 334 | 348 |
| 4 | 6,701 | 3,373 | 3,328 | 5,970 | 3,002 | 2,968 | 731 | 371 | 360 |
| 0 - 4 | 33,600 | 16,842 | 16,758 | 29,914 | 14,925 | 14,989 | 3,686 | 1,917 | 1,769 |
| 5 | 6,296 | 3,185 | 3,111 | 5,616 | 2,830 | 2,786 | 680 | 355 | 325 |
| 6 | 7,338 | 3,667 | 3,671 | 6,525 | 3,272 | 3,253 | 813 | 395 | 418 |
| 7 | 7,431 | 3,699 | 3,732 | 6,627 | 3,304 | 3,323 | 804 | 395 | 409 |
| 8 | 6,480 | 3,140 | 3,340 | 5,717 | 2,747 | 2,970 | 763 | 393 | 370 |
| 9 | 6,089 | 3,025 | 3,064 | 5,415 | 2,692 | 2,723 | 674 | 333 | 341 |
| 5 - 9 | 33,634 | 16,716 | 16,918 | 29,900 | 14,845 | 15,055 | 3,734 | 1,871 | 1,863 |
| 10 | 6,658 | 3,459 | 3,199 | 5,807 | 3,018 | 2,789 | 851 | 441 | 410 |
| 11 | 5,715 | 2,872 | 2,843 | 5,052 | 2,540 | 2,512 | 663 | 332 | 331 |
| 12 | 7,812 | 3,915 | 3,897 | 6,874 | 3,457 | 3,417 | 938 | 458 | 480 |
| 13 | 5,405 | 2,856 | 2,549 | 4,643 | 2,475 | 2,168 | 762 | 381 | 381 |
| 14 | 5,018 | 2,616 | 2,402 | 4,381 | 2,302 | 2,079 | 637 | 314 | 323 |
| 10 - 14 | 30,608 | 15,718 | 14,890 | 26,757 | 13,792 | 12,965 | 3,851 | 1,926 | 1,925 |
| 15 | 4,554 | 2,594 | 1,960 | 3,927 | 2,257 | 1,670 | 627 | 337 | 290 |
| 16 | 4,051 | 2,226 | 1,825 | 3,424 | 1,884 | 1,540 | 627 | 342 | 285 |
| 17 | 3,785 | 1,972 | 1,813 | 3,216 | 1,706 | 1,510 | 569 | 266 | 303 |
| 18 | 4,212 | 2,109 | 2,103 | 3,597 | 1,785 | 1,812 | 615 | 324 | 291 |
| 19 | 3,345 | 1,596 | 1,749 | 2,882 | 1,356 | 1,526 | 463 | 240 | 223 |
| 15 - 19 | 19,947 | 10,497 | 9,450 | 17,046 | 8,988 | 8,058 | 2,901 | 1,509 | 1,392 |
| 20 | 4,466 | 1,943 | 2,523 | 3,882 | 1,675 | 2,207 | 584 | 268 | 316 |
| 21 | 3,189 | 1,418 | 1,771 | 2,731 | 1,174 | 1,557 | 458 | 244 | 214 |
| 22 | 4,752 | 2,116 | 2,636 | 4,120 | 1,838 | 2,282 | 632 | 278 | 354 |
| 23 | 2,759 | 1,239 | 1,520 | 2,374 | 1,094 | 1,280 | 385 | 145 | 240 |
| 24 | 3,440 | 1,511 | 1,929 | 3,003 | 1,305 | 1,698 | 437 | 206 | 231 |
| 20 - 24 | 18,606 | 8,227 | 10,379 | 16,110 | 7,086 | 9,024 | 2,496 | 1,141 | 1,355 |
| 25 | 3,903 | 1,760 | 2,143 | 3,373 | 1,526 | 1,847 | 530 | 234 | 296 |
| 26 | 3,413 | 1,494 | 1,919 | 2,958 | 1,293 | 1,665 | 455 | 201 | 254 |
| 27 | 3,324 | 1,527 | 1,797 | 2,898 | 1,347 | 1,551 | 426 | 180 | 246 |
| 28 | 3,697 | 1,635 | 2,062 | 3,192 | 1,416 | 1,776 | 505 | 219 | 286 |
| 29 | 2,852 | 1,271 | 1,581 | 2,472 | 1,112 | 1,360 | 380 | 159 | 221 |
| 25 - 29 | 17,189 | 7,687 | 9,502 | 14,893 | 6,694 | 8,199 | 2,296 | 993 | 1,303 |
| 30 | 4,507 | 2,050 | 2,457 | 3,900 | 1,767 | 2,133 | 607 | 283 | 324 |
| 31 | 2,351 | 1,057 | 1,294 | 2,050 | 922 | 1,128 | 301 | 135 | 166 |
| 32 | 4,529 | 2,005 | 2,524 | 3,969 | 1,756 | 2,213 | 560 | 249 | 311 |
| 33 | 2,702 | 1,294 | 1,408 | 2,336 | 1,138 | 1,198 | 366 | 156 | 210 |
| 34 | 2,549 | 1,085 | 1,464 | 2,186 | 952 | 1,234 | 363 | 133 | 230 |
| 30 - 34 | 16,638 | 7,491 | 9,147 | 14,441 | 6,535 | 7,906 | 2,197 | 956 | 1,241 |
| 35 | 3,860 | 1,800 | 2,060 | 3,346 | 1,566 | 1,780 | 514 | 234 | 280 |
| 36 | 2,914 | 1,306 | 1,608 | 2,535 | 1,134 | 1,401 | 379 | 172 | 207 |
| 37 | 2,844 | 1,346 | 1,498 | 2,512 | 1,205 | 1,307 | 332 | 141 | 191 |
| 38 | 3,018 | 1,399 | 1,619 | 2,617 | 1,218 | 1,399 | 401 | 181 | 220 |
| 39 | 2,616 | 1,266 | 1,350 | 2,281 | 1,104 | 1,177 | 335 | 162 | 173 |
| 35 - 39 | 15,252 | 7,117 | 8,135 | 13,291 | 6,227 | 7,064 | 1,961 | 890 | 1,071 |

Table 9.3: Masasi District Council: Total Population by Age in Single Years, Five Year Age Groups, Sex and Rural-Urban

| Age | Total | | | Rural | | | Urban | | |
|----------------|---------------|--------------|--------------|---------------|--------------|--------------|--------------|------------|------------|
| | Both Sexes | Male | Female | Both Sexes | Male | Female | Both Sexes | Male | Female |
| 40 | 3,968 | 1,938 | 2,030 | 3,462 | 1,698 | 1,764 | 506 | 240 | 266 |
| 41 | 1,732 | 735 | 997 | 1,524 | 654 | 870 | 208 | 81 | 127 |
| 42 | 3,168 | 1,492 | 1,676 | 2,763 | 1,310 | 1,453 | 405 | 182 | 223 |
| 43 | 1,885 | 862 | 1,023 | 1,621 | 742 | 879 | 264 | 120 | 144 |
| 44 | 2,017 | 901 | 1,116 | 1,771 | 800 | 971 | 246 | 101 | 145 |
| 40 - 44 | 12,770 | 5,928 | 6,842 | 11,141 | 5,204 | 5,937 | 1,629 | 724 | 905 |
| 45 | 2,544 | 1,194 | 1,350 | 2,185 | 1,028 | 1,157 | 359 | 166 | 193 |
| 46 | 1,826 | 872 | 954 | 1,611 | 784 | 827 | 215 | 88 | 127 |
| 47 | 1,844 | 806 | 1,038 | 1,620 | 706 | 914 | 224 | 100 | 124 |
| 48 | 2,133 | 952 | 1,181 | 1,848 | 809 | 1,039 | 285 | 143 | 142 |
| 49 | 2,078 | 918 | 1,160 | 1,800 | 802 | 998 | 278 | 116 | 162 |
| 45 - 49 | 10,425 | 4,742 | 5,683 | 9,064 | 4,129 | 4,935 | 1,361 | 613 | 748 |
| 50 | 2,547 | 1,234 | 1,313 | 2,197 | 1,079 | 1,118 | 350 | 155 | 195 |
| 51 | 1,445 | 682 | 763 | 1,256 | 602 | 654 | 189 | 80 | 109 |
| 52 | 2,355 | 1,126 | 1,229 | 2,059 | 987 | 1,072 | 296 | 139 | 157 |
| 53 | 1,218 | 548 | 670 | 1,077 | 489 | 588 | 141 | 59 | 82 |
| 54 | 1,420 | 654 | 766 | 1,238 | 569 | 669 | 182 | 85 | 97 |
| 50 - 54 | 8,985 | 4,244 | 4,741 | 7,827 | 3,726 | 4,101 | 1,158 | 518 | 640 |
| 55 | 1,792 | 870 | 922 | 1,550 | 749 | 801 | 242 | 121 | 121 |
| 56 | 1,178 | 550 | 628 | 1,031 | 481 | 550 | 147 | 69 | 78 |
| 57 | 1,091 | 482 | 609 | 940 | 416 | 524 | 151 | 66 | 85 |
| 58 | 1,520 | 683 | 837 | 1,313 | 598 | 715 | 207 | 85 | 122 |
| 59 | 1,030 | 429 | 601 | 904 | 375 | 529 | 126 | 54 | 72 |
| 55 - 59 | 6,611 | 3,014 | 3,597 | 5,738 | 2,619 | 3,119 | 873 | 395 | 478 |
| 60 | 2,269 | 1,024 | 1,245 | 1,965 | 889 | 1,076 | 304 | 135 | 169 |
| 61 | 1,036 | 453 | 583 | 905 | 395 | 510 | 131 | 58 | 73 |
| 62 | 1,529 | 726 | 803 | 1,342 | 644 | 698 | 187 | 82 | 105 |
| 63 | 917 | 410 | 507 | 810 | 359 | 451 | 107 | 51 | 56 |
| 64 | 968 | 466 | 502 | 837 | 405 | 432 | 131 | 61 | 70 |
| 60 - 64 | 6,719 | 3,079 | 3,640 | 5,859 | 2,692 | 3,167 | 860 | 387 | 473 |
| 65 | 1,530 | 699 | 831 | 1,340 | 628 | 712 | 190 | 71 | 119 |
| 66 | 720 | 328 | 392 | 618 | 285 | 333 | 102 | 43 | 59 |
| 67 | 1,033 | 491 | 542 | 917 | 437 | 480 | 116 | 54 | 62 |
| 68 | 991 | 409 | 582 | 892 | 367 | 525 | 99 | 42 | 57 |
| 69 | 714 | 310 | 404 | 643 | 280 | 363 | 71 | 30 | 41 |
| 65 - 69 | 4,988 | 2,237 | 2,751 | 4,410 | 1,997 | 2,413 | 578 | 240 | 338 |
| 70 | 1,930 | 866 | 1,064 | 1,708 | 776 | 932 | 222 | 90 | 132 |
| 71 | 576 | 286 | 290 | 513 | 260 | 253 | 63 | 26 | 37 |
| 72 | 1,045 | 435 | 610 | 903 | 371 | 532 | 142 | 64 | 78 |
| 73 | 688 | 337 | 351 | 585 | 291 | 294 | 103 | 46 | 57 |
| 74 | 544 | 240 | 304 | 471 | 206 | 265 | 73 | 34 | 39 |
| 70 - 74 | 4,783 | 2,164 | 2,619 | 4,180 | 1,904 | 2,276 | 603 | 260 | 343 |
| 75 | 847 | 383 | 464 | 709 | 328 | 381 | 138 | 55 | 83 |
| 76 | 805 | 386 | 419 | 703 | 344 | 359 | 102 | 42 | 60 |
| 77 | 478 | 226 | 252 | 412 | 195 | 217 | 66 | 31 | 35 |
| 78 | 626 | 294 | 332 | 558 | 260 | 298 | 68 | 34 | 34 |
| 79 | 494 | 229 | 265 | 435 | 205 | 230 | 59 | 24 | 35 |
| 75 - 79 | 3,250 | 1,518 | 1,732 | 2,817 | 1,332 | 1,485 | 433 | 186 | 247 |
| 80+ | 3,988 | 1,755 | 2,233 | 3,441 | 1,525 | 1,916 | 547 | 230 | 317 |

Table 9.4: Tandahimba District Council: Total Population by Age in Single Years, Five Year Age Groups, Sex and Rural-Urban

| Age | Total | | | Rural | | | Urban | | |
|----------------|----------------|----------------|----------------|----------------|---------------|---------------|---------------|---------------|---------------|
| | Both Sexes | Male | Female | Both Sexes | Male | Female | Both Sexes | Male | Female |
| Total | 227,514 | 105,322 | 122,192 | 185,647 | 86,121 | 99,526 | 41,867 | 19,201 | 22,666 |
| 0 | 6,362 | 3,226 | 3,136 | 5,280 | 2,652 | 2,628 | 1,082 | 574 | 508 |
| 1 | 5,373 | 2,729 | 2,644 | 4,431 | 2,259 | 2,172 | 942 | 470 | 472 |
| 2 | 5,965 | 2,963 | 3,002 | 5,002 | 2,475 | 2,527 | 963 | 488 | 475 |
| 3 | 5,863 | 2,869 | 2,994 | 4,864 | 2,376 | 2,488 | 999 | 493 | 506 |
| 4 | 6,279 | 3,068 | 3,211 | 5,188 | 2,541 | 2,647 | 1,091 | 527 | 564 |
| 0 - 4 | 29,842 | 14,855 | 14,987 | 24,765 | 12,303 | 12,462 | 5,077 | 2,552 | 2,525 |
| 5 | 5,758 | 2,849 | 2,909 | 4,829 | 2,388 | 2,441 | 929 | 461 | 468 |
| 6 | 5,619 | 2,855 | 2,764 | 4,617 | 2,368 | 2,249 | 1,002 | 487 | 515 |
| 7 | 6,290 | 3,143 | 3,147 | 5,192 | 2,572 | 2,620 | 1,098 | 571 | 527 |
| 8 | 5,696 | 2,815 | 2,881 | 4,771 | 2,386 | 2,385 | 925 | 429 | 496 |
| 9 | 5,528 | 2,781 | 2,747 | 4,541 | 2,274 | 2,267 | 987 | 507 | 480 |
| 5 - 9 | 28,891 | 14,443 | 14,448 | 23,950 | 11,988 | 11,962 | 4,941 | 2,455 | 2,486 |
| 10 | 6,313 | 3,208 | 3,105 | 5,124 | 2,633 | 2,491 | 1,189 | 575 | 614 |
| 11 | 4,691 | 2,299 | 2,392 | 3,822 | 1,865 | 1,957 | 869 | 434 | 435 |
| 12 | 6,972 | 3,713 | 3,259 | 5,647 | 3,028 | 2,619 | 1,325 | 685 | 640 |
| 13 | 4,734 | 2,334 | 2,400 | 3,866 | 1,939 | 1,927 | 868 | 395 | 473 |
| 14 | 4,679 | 2,376 | 2,303 | 3,785 | 1,909 | 1,876 | 894 | 467 | 427 |
| 10 - 14 | 27,389 | 13,930 | 13,459 | 22,244 | 11,374 | 10,870 | 5,145 | 2,556 | 2,589 |
| 15 | 4,479 | 2,273 | 2,206 | 3,616 | 1,834 | 1,782 | 863 | 439 | 424 |
| 16 | 3,574 | 1,786 | 1,788 | 2,900 | 1,457 | 1,443 | 674 | 329 | 345 |
| 17 | 3,357 | 1,675 | 1,682 | 2,634 | 1,319 | 1,315 | 723 | 356 | 367 |
| 18 | 4,291 | 2,011 | 2,280 | 3,451 | 1,626 | 1,825 | 840 | 385 | 455 |
| 19 | 3,108 | 1,310 | 1,798 | 2,527 | 1,044 | 1,483 | 581 | 266 | 315 |
| 15 - 19 | 18,809 | 9,055 | 9,754 | 15,128 | 7,280 | 7,848 | 3,681 | 1,775 | 1,906 |
| 20 | 4,648 | 1,894 | 2,754 | 3,654 | 1,478 | 2,176 | 994 | 416 | 578 |
| 21 | 2,466 | 1,090 | 1,376 | 1,990 | 878 | 1,112 | 476 | 212 | 264 |
| 22 | 3,688 | 1,512 | 2,176 | 2,948 | 1,236 | 1,712 | 740 | 276 | 464 |
| 23 | 2,330 | 943 | 1,387 | 1,843 | 742 | 1,101 | 487 | 201 | 286 |
| 24 | 2,578 | 1,104 | 1,474 | 2,100 | 910 | 1,190 | 478 | 194 | 284 |
| 20 - 24 | 15,710 | 6,543 | 9,167 | 12,535 | 5,244 | 7,291 | 3,175 | 1,299 | 1,876 |
| 25 | 4,131 | 1,669 | 2,462 | 3,338 | 1,351 | 1,987 | 793 | 318 | 475 |
| 26 | 2,597 | 1,050 | 1,547 | 2,119 | 844 | 1,275 | 478 | 206 | 272 |
| 27 | 2,480 | 1,072 | 1,408 | 2,019 | 883 | 1,136 | 461 | 189 | 272 |
| 28 | 3,653 | 1,477 | 2,176 | 2,984 | 1,223 | 1,761 | 669 | 254 | 415 |
| 29 | 2,405 | 916 | 1,489 | 1,928 | 750 | 1,178 | 477 | 166 | 311 |
| 25 - 29 | 15,266 | 6,184 | 9,082 | 12,388 | 5,051 | 7,337 | 2,878 | 1,133 | 1,745 |
| 30 | 5,873 | 2,395 | 3,478 | 4,641 | 1,892 | 2,749 | 1,232 | 503 | 729 |
| 31 | 1,823 | 741 | 1,082 | 1,516 | 621 | 895 | 307 | 120 | 187 |
| 32 | 3,669 | 1,585 | 2,084 | 2,945 | 1,280 | 1,665 | 724 | 305 | 419 |
| 33 | 2,189 | 977 | 1,212 | 1,778 | 786 | 992 | 411 | 191 | 220 |
| 34 | 2,087 | 900 | 1,187 | 1,721 | 749 | 972 | 366 | 151 | 215 |
| 30 - 34 | 15,641 | 6,598 | 9,043 | 12,601 | 5,328 | 7,273 | 3,040 | 1,270 | 1,770 |
| 35 | 4,374 | 1,898 | 2,476 | 3,488 | 1,489 | 1,999 | 886 | 409 | 477 |
| 36 | 2,280 | 969 | 1,311 | 1,874 | 819 | 1,055 | 406 | 150 | 256 |
| 37 | 2,308 | 1,046 | 1,262 | 1,895 | 865 | 1,030 | 413 | 181 | 232 |
| 38 | 2,942 | 1,294 | 1,648 | 2,355 | 1,041 | 1,314 | 587 | 253 | 334 |
| 39 | 2,191 | 919 | 1,272 | 1,795 | 764 | 1,031 | 396 | 155 | 241 |
| 35 - 39 | 14,095 | 6,126 | 7,969 | 11,407 | 4,978 | 6,429 | 2,688 | 1,148 | 1,540 |

Table 9.4: Tandahimba District Council: Total Population by Age in Single Years, Five Year Age Groups, Sex and Rural-Urban

| Age | Total | | | Rural | | | Urban | | |
|----------------|---------------|--------------|--------------|--------------|--------------|--------------|--------------|--------------|--------------|
| | Both Sexes | Male | Female | Both Sexes | Male | Female | Both Sexes | Male | Female |
| 40 | 4,791 | 2,234 | 2,557 | 3,839 | 1,779 | 2,060 | 952 | 455 | 497 |
| 41 | 1,466 | 649 | 817 | 1,203 | 539 | 664 | 263 | 110 | 153 |
| 42 | 2,844 | 1,354 | 1,490 | 2,278 | 1,081 | 1,197 | 566 | 273 | 293 |
| 43 | 1,554 | 669 | 885 | 1,261 | 556 | 705 | 293 | 113 | 180 |
| 44 | 1,510 | 681 | 829 | 1,235 | 547 | 688 | 275 | 134 | 141 |
| 40 - 44 | 12,165 | 5,587 | 6,578 | 9,816 | 4,502 | 5,314 | 2,349 | 1,085 | 1,264 |
| 45 | 2,953 | 1,386 | 1,567 | 2,382 | 1,122 | 1,260 | 571 | 264 | 307 |
| 46 | 1,613 | 695 | 918 | 1,324 | 567 | 757 | 289 | 128 | 161 |
| 47 | 1,399 | 643 | 756 | 1,129 | 508 | 621 | 270 | 135 | 135 |
| 48 | 2,036 | 923 | 1,113 | 1,687 | 777 | 910 | 349 | 146 | 203 |
| 49 | 1,840 | 756 | 1,084 | 1,538 | 635 | 903 | 302 | 121 | 181 |
| 45 - 49 | 9,841 | 4,403 | 5,438 | 8,060 | 3,609 | 4,451 | 1,781 | 794 | 987 |
| 50 | 3,077 | 1,415 | 1,662 | 2,475 | 1,150 | 1,325 | 602 | 265 | 337 |
| 51 | 1,619 | 771 | 848 | 1,352 | 636 | 716 | 267 | 135 | 132 |
| 52 | 2,052 | 951 | 1,101 | 1,686 | 791 | 895 | 366 | 160 | 206 |
| 53 | 1,302 | 568 | 734 | 1,074 | 483 | 591 | 228 | 85 | 143 |
| 54 | 1,350 | 619 | 731 | 1,087 | 487 | 600 | 263 | 132 | 131 |
| 50 - 54 | 9,400 | 4,324 | 5,076 | 7,674 | 3,547 | 4,127 | 1,726 | 777 | 949 |
| 55 | 1,808 | 819 | 989 | 1,433 | 645 | 788 | 375 | 174 | 201 |
| 56 | 1,480 | 649 | 831 | 1,235 | 531 | 704 | 245 | 118 | 127 |
| 57 | 1,021 | 437 | 584 | 857 | 362 | 495 | 164 | 75 | 89 |
| 58 | 1,464 | 660 | 804 | 1,191 | 534 | 657 | 273 | 126 | 147 |
| 59 | 1,176 | 485 | 691 | 991 | 400 | 591 | 185 | 85 | 100 |
| 55 - 59 | 6,949 | 3,050 | 3,899 | 5,707 | 2,472 | 3,235 | 1,242 | 578 | 664 |
| 60 | 2,638 | 1,144 | 1,494 | 2,081 | 899 | 1,182 | 557 | 245 | 312 |
| 61 | 1,139 | 504 | 635 | 961 | 418 | 543 | 178 | 86 | 92 |
| 62 | 1,373 | 603 | 770 | 1,114 | 489 | 625 | 259 | 114 | 145 |
| 63 | 991 | 432 | 559 | 810 | 358 | 452 | 181 | 74 | 107 |
| 64 | 775 | 321 | 454 | 642 | 276 | 366 | 133 | 45 | 88 |
| 60 - 64 | 6,916 | 3,004 | 3,912 | 5,608 | 2,440 | 3,168 | 1,308 | 564 | 744 |
| 65 | 1,857 | 810 | 1,047 | 1,524 | 667 | 857 | 333 | 143 | 190 |
| 66 | 761 | 320 | 441 | 643 | 266 | 377 | 118 | 54 | 64 |
| 67 | 898 | 401 | 497 | 725 | 323 | 402 | 173 | 78 | 95 |
| 68 | 1,265 | 497 | 768 | 1,078 | 418 | 660 | 187 | 79 | 108 |
| 69 | 628 | 246 | 382 | 508 | 196 | 312 | 120 | 50 | 70 |
| 65 - 69 | 5,409 | 2,274 | 3,135 | 4,478 | 1,870 | 2,608 | 931 | 404 | 527 |
| 70 | 2,010 | 861 | 1,149 | 1,620 | 697 | 923 | 390 | 164 | 226 |
| 71 | 569 | 236 | 333 | 477 | 198 | 279 | 92 | 38 | 54 |
| 72 | 1,013 | 484 | 529 | 841 | 401 | 440 | 172 | 83 | 89 |
| 73 | 593 | 260 | 333 | 497 | 224 | 273 | 96 | 36 | 60 |
| 74 | 480 | 243 | 237 | 413 | 205 | 208 | 67 | 38 | 29 |
| 70 - 74 | 4,665 | 2,084 | 2,581 | 3,848 | 1,725 | 2,123 | 817 | 359 | 458 |
| 75 | 1,084 | 457 | 627 | 902 | 374 | 528 | 182 | 83 | 99 |
| 76 | 429 | 212 | 217 | 362 | 186 | 176 | 67 | 26 | 41 |
| 77 | 405 | 244 | 161 | 349 | 211 | 138 | 56 | 33 | 23 |
| 78 | 592 | 258 | 334 | 495 | 221 | 274 | 97 | 37 | 60 |
| 79 | 373 | 190 | 183 | 310 | 156 | 154 | 63 | 34 | 29 |
| 75 - 79 | 2,883 | 1,361 | 1,522 | 2,418 | 1,148 | 1,270 | 465 | 213 | 252 |
| 80+ | 3,643 | 1,501 | 2,142 | 3,020 | 1,262 | 1,758 | 623 | 239 | 384 |

Table 9.5: Mtwara Municipal Council: Total Population by Age in Single Years, Five Year Age Groups, Sex and Rural-Urban

| Age | Total | | | Rural | | | Urban | | |
|----------------|----------------|---------------|---------------|--------------|--------------|--------------|----------------|---------------|---------------|
| | Both Sexes | Male | Female | Both Sexes | Male | Female | Both Sexes | Male | Female |
| Total | 108,299 | 51,062 | 57,237 | 7,673 | 3,636 | 4,037 | 100,626 | 47,426 | 53,200 |
| 0 | 2,952 | 1,418 | 1,534 | 240 | 109 | 131 | 2,712 | 1,309 | 1,403 |
| 1 | 2,087 | 1,020 | 1,067 | 180 | 92 | 88 | 1,907 | 928 | 979 |
| 2 | 2,133 | 1,063 | 1,070 | 184 | 75 | 109 | 1,949 | 988 | 961 |
| 3 | 2,230 | 1,140 | 1,090 | 206 | 94 | 112 | 2,024 | 1,046 | 978 |
| 4 | 2,280 | 1,172 | 1,108 | 189 | 93 | 96 | 2,091 | 1,079 | 1,012 |
| 0 - 4 | 11,682 | 5,813 | 5,869 | 999 | 463 | 536 | 10,683 | 5,350 | 5,333 |
| 5 | 2,331 | 1,170 | 1,161 | 211 | 110 | 101 | 2,120 | 1,060 | 1,060 |
| 6 | 2,404 | 1,170 | 1,234 | 210 | 115 | 95 | 2,194 | 1,055 | 1,139 |
| 7 | 2,529 | 1,234 | 1,295 | 220 | 114 | 106 | 2,309 | 1,120 | 1,189 |
| 8 | 2,144 | 1,037 | 1,107 | 188 | 100 | 88 | 1,956 | 937 | 1,019 |
| 9 | 2,177 | 1,064 | 1,113 | 173 | 72 | 101 | 2,004 | 992 | 1,012 |
| 5 - 9 | 11,585 | 5,675 | 5,910 | 1,002 | 511 | 491 | 10,583 | 5,164 | 5,419 |
| 10 | 2,539 | 1,204 | 1,335 | 238 | 114 | 124 | 2,301 | 1,090 | 1,211 |
| 11 | 2,060 | 1,001 | 1,059 | 162 | 68 | 94 | 1,898 | 933 | 965 |
| 12 | 3,003 | 1,507 | 1,496 | 227 | 140 | 87 | 2,776 | 1,367 | 1,409 |
| 13 | 2,277 | 1,036 | 1,241 | 154 | 56 | 98 | 2,123 | 980 | 1,143 |
| 14 | 2,294 | 1,076 | 1,218 | 142 | 83 | 59 | 2,152 | 993 | 1,159 |
| 10 - 14 | 12,173 | 5,824 | 6,349 | 923 | 461 | 462 | 11,250 | 5,363 | 5,887 |
| 15 | 2,317 | 1,068 | 1,249 | 155 | 94 | 61 | 2,162 | 974 | 1,188 |
| 16 | 2,448 | 1,049 | 1,399 | 154 | 65 | 89 | 2,294 | 984 | 1,310 |
| 17 | 2,223 | 1,009 | 1,214 | 106 | 58 | 48 | 2,117 | 951 | 1,166 |
| 18 | 2,694 | 1,206 | 1,488 | 162 | 80 | 82 | 2,532 | 1,126 | 1,406 |
| 19 | 2,329 | 999 | 1,330 | 102 | 41 | 61 | 2,227 | 958 | 1,269 |
| 15 - 19 | 12,011 | 5,331 | 6,680 | 679 | 338 | 341 | 11,332 | 4,993 | 6,339 |
| 20 | 3,240 | 1,380 | 1,860 | 166 | 68 | 98 | 3,074 | 1,312 | 1,762 |
| 21 | 2,248 | 965 | 1,283 | 71 | 36 | 35 | 2,177 | 929 | 1,248 |
| 22 | 2,897 | 1,293 | 1,604 | 139 | 57 | 82 | 2,758 | 1,236 | 1,522 |
| 23 | 2,163 | 990 | 1,173 | 85 | 48 | 37 | 2,078 | 942 | 1,136 |
| 24 | 2,099 | 962 | 1,137 | 78 | 36 | 42 | 2,021 | 926 | 1,095 |
| 20 - 24 | 12,647 | 5,590 | 7,057 | 539 | 245 | 294 | 12,108 | 5,345 | 6,763 |
| 25 | 2,557 | 1,142 | 1,415 | 152 | 54 | 98 | 2,405 | 1,088 | 1,317 |
| 26 | 1,986 | 920 | 1,066 | 93 | 48 | 45 | 1,893 | 872 | 1,021 |
| 27 | 1,781 | 793 | 988 | 83 | 28 | 55 | 1,698 | 765 | 933 |
| 28 | 2,243 | 990 | 1,253 | 115 | 45 | 70 | 2,128 | 945 | 1,183 |
| 29 | 1,550 | 622 | 928 | 80 | 30 | 50 | 1,470 | 592 | 878 |
| 25 - 29 | 10,117 | 4,467 | 5,650 | 523 | 205 | 318 | 9,594 | 4,262 | 5,332 |
| 30 | 2,926 | 1,330 | 1,596 | 215 | 109 | 106 | 2,711 | 1,221 | 1,490 |
| 31 | 1,093 | 512 | 581 | 50 | 23 | 27 | 1,043 | 489 | 554 |
| 32 | 2,169 | 1,011 | 1,158 | 131 | 61 | 70 | 2,038 | 950 | 1,088 |
| 33 | 1,264 | 562 | 702 | 75 | 29 | 46 | 1,189 | 533 | 656 |
| 34 | 1,210 | 575 | 635 | 63 | 27 | 36 | 1,147 | 548 | 599 |
| 30 - 34 | 8,662 | 3,990 | 4,672 | 534 | 249 | 285 | 8,128 | 3,741 | 4,387 |
| 35 | 2,065 | 973 | 1,092 | 150 | 67 | 83 | 1,915 | 906 | 1,009 |
| 36 | 1,308 | 584 | 724 | 65 | 31 | 34 | 1,243 | 553 | 690 |
| 37 | 1,202 | 550 | 652 | 67 | 32 | 35 | 1,135 | 518 | 617 |
| 38 | 1,452 | 690 | 762 | 93 | 48 | 45 | 1,359 | 642 | 717 |
| 39 | 1,011 | 427 | 584 | 66 | 27 | 39 | 945 | 400 | 545 |
| 35 - 39 | 7,038 | 3,224 | 3,814 | 441 | 205 | 236 | 6,597 | 3,019 | 3,578 |

Table 9.5: Mtwara Municipal Council: Total Population by Age in Single Years, Five Year Age Groups, Sex and Rural-Urban

| Age | Total | | | Rural | | | Urban | | |
|----------------|--------------|--------------|--------------|------------|------------|------------|--------------|--------------|--------------|
| | Both Sexes | Male | Female | Both Sexes | Male | Female | Both Sexes | Male | Female |
| 40 | 2,149 | 1,081 | 1,068 | 154 | 65 | 89 | 1,995 | 1,016 | 979 |
| 41 | 674 | 284 | 390 | 40 | 14 | 26 | 634 | 270 | 364 |
| 42 | 1,281 | 651 | 630 | 67 | 38 | 29 | 1,214 | 613 | 601 |
| 43 | 759 | 346 | 413 | 52 | 23 | 29 | 707 | 323 | 384 |
| 44 | 751 | 355 | 396 | 54 | 23 | 31 | 697 | 332 | 365 |
| 40 - 44 | 5,614 | 2,717 | 2,897 | 367 | 163 | 204 | 5,247 | 2,554 | 2,693 |
| 45 | 1,312 | 660 | 652 | 100 | 55 | 45 | 1,212 | 605 | 607 |
| 46 | 682 | 342 | 340 | 54 | 23 | 31 | 628 | 319 | 309 |
| 47 | 609 | 298 | 311 | 36 | 12 | 24 | 573 | 286 | 287 |
| 48 | 862 | 397 | 465 | 56 | 24 | 32 | 806 | 373 | 433 |
| 49 | 662 | 321 | 341 | 38 | 18 | 20 | 624 | 303 | 321 |
| 45 - 49 | 4,127 | 2,018 | 2,109 | 284 | 132 | 152 | 3,843 | 1,886 | 1,957 |
| 50 | 1,355 | 713 | 642 | 168 | 89 | 79 | 1,187 | 624 | 563 |
| 51 | 512 | 234 | 278 | 35 | 12 | 23 | 477 | 222 | 255 |
| 52 | 822 | 429 | 393 | 74 | 38 | 36 | 748 | 391 | 357 |
| 53 | 444 | 229 | 215 | 28 | 9 | 19 | 416 | 220 | 196 |
| 54 | 464 | 253 | 211 | 35 | 22 | 13 | 429 | 231 | 198 |
| 50 - 54 | 3,597 | 1,858 | 1,739 | 340 | 170 | 170 | 3,257 | 1,688 | 1,569 |
| 55 | 689 | 374 | 315 | 53 | 24 | 29 | 636 | 350 | 286 |
| 56 | 431 | 240 | 191 | 30 | 21 | 9 | 401 | 219 | 182 |
| 57 | 310 | 151 | 159 | 22 | 13 | 9 | 288 | 138 | 150 |
| 58 | 522 | 251 | 271 | 44 | 13 | 31 | 478 | 238 | 240 |
| 59 | 323 | 153 | 170 | 18 | 6 | 12 | 305 | 147 | 158 |
| 55 - 59 | 2,275 | 1,169 | 1,106 | 167 | 77 | 90 | 2,108 | 1,092 | 1,016 |
| 60 | 1,153 | 539 | 614 | 126 | 50 | 76 | 1,027 | 489 | 538 |
| 61 | 256 | 143 | 113 | 19 | 9 | 10 | 237 | 134 | 103 |
| 62 | 460 | 251 | 209 | 50 | 23 | 27 | 410 | 228 | 182 |
| 63 | 263 | 146 | 117 | 21 | 12 | 9 | 242 | 134 | 108 |
| 64 | 200 | 105 | 95 | 17 | 8 | 9 | 183 | 97 | 86 |
| 60 - 64 | 2,332 | 1,184 | 1,148 | 233 | 102 | 131 | 2,099 | 1,082 | 1,017 |
| 65 | 609 | 332 | 277 | 75 | 34 | 41 | 534 | 298 | 236 |
| 66 | 165 | 102 | 63 | 18 | 11 | 7 | 147 | 91 | 56 |
| 67 | 281 | 154 | 127 | 35 | 17 | 18 | 246 | 137 | 109 |
| 68 | 234 | 116 | 118 | 43 | 23 | 20 | 191 | 93 | 98 |
| 69 | 151 | 69 | 82 | 18 | 10 | 8 | 133 | 59 | 74 |
| 65 - 69 | 1,440 | 773 | 667 | 189 | 95 | 94 | 1,251 | 678 | 573 |
| 70 | 658 | 316 | 342 | 109 | 52 | 57 | 549 | 264 | 285 |
| 71 | 86 | 40 | 46 | 15 | 4 | 11 | 71 | 36 | 35 |
| 72 | 259 | 132 | 127 | 18 | 7 | 11 | 241 | 125 | 116 |
| 73 | 129 | 64 | 65 | 18 | 9 | 9 | 111 | 55 | 56 |
| 74 | 95 | 60 | 35 | 9 | 8 | 1 | 86 | 52 | 34 |
| 70 - 74 | 1,227 | 612 | 615 | 169 | 80 | 89 | 1,058 | 532 | 526 |
| 75 | 268 | 147 | 121 | 47 | 34 | 13 | 221 | 113 | 108 |
| 76 | 120 | 58 | 62 | 16 | 8 | 8 | 104 | 50 | 54 |
| 77 | 101 | 56 | 45 | 25 | 12 | 13 | 76 | 44 | 32 |
| 78 | 121 | 62 | 59 | 16 | 5 | 11 | 105 | 57 | 48 |
| 79 | 96 | 49 | 47 | 14 | 7 | 7 | 82 | 42 | 40 |
| 75 - 79 | 706 | 372 | 334 | 118 | 66 | 52 | 588 | 306 | 282 |
| 80+ | 1,066 | 445 | 621 | 166 | 74 | 92 | 900 | 371 | 529 |

Table 9.6: Nanyumbu District Council: Total Population by Age in Single Years, Five Year Age Groups, Sex and Rural-Urban

| Age | Total | | | Rural | | | Urban | | |
|----------------|----------------|---------------|---------------|----------------|---------------|---------------|---------------|--------------|---------------|
| | Both Sexes | Male | Female | Both Sexes | Male | Female | Both Sexes | Male | Female |
| Total | 150,857 | 72,237 | 78,620 | 131,075 | 62,864 | 68,211 | 19,782 | 9,373 | 10,409 |
| 0 | 4,929 | 2,410 | 2,519 | 4,312 | 2,103 | 2,209 | 617 | 307 | 310 |
| 1 | 4,041 | 1,999 | 2,042 | 3,516 | 1,757 | 1,759 | 525 | 242 | 283 |
| 2 | 4,237 | 2,193 | 2,044 | 3,703 | 1,915 | 1,788 | 534 | 278 | 256 |
| 3 | 4,350 | 2,159 | 2,191 | 3,744 | 1,854 | 1,890 | 606 | 305 | 301 |
| 4 | 4,472 | 2,176 | 2,296 | 3,869 | 1,884 | 1,985 | 603 | 292 | 311 |
| 0 - 4 | 22,029 | 10,937 | 11,092 | 19,144 | 9,513 | 9,631 | 2,885 | 1,424 | 1,461 |
| 5 | 4,553 | 2,304 | 2,249 | 3,989 | 2,015 | 1,974 | 564 | 289 | 275 |
| 6 | 5,023 | 2,492 | 2,531 | 4,415 | 2,186 | 2,229 | 608 | 306 | 302 |
| 7 | 5,011 | 2,530 | 2,481 | 4,319 | 2,200 | 2,119 | 692 | 330 | 362 |
| 8 | 4,088 | 1,995 | 2,093 | 3,643 | 1,776 | 1,867 | 445 | 219 | 226 |
| 9 | 4,134 | 2,049 | 2,085 | 3,570 | 1,768 | 1,802 | 564 | 281 | 283 |
| 5 - 9 | 22,809 | 11,370 | 11,439 | 19,936 | 9,945 | 9,991 | 2,873 | 1,425 | 1,448 |
| 10 | 4,116 | 2,096 | 2,020 | 3,562 | 1,818 | 1,744 | 554 | 278 | 276 |
| 11 | 3,782 | 1,793 | 1,989 | 3,202 | 1,542 | 1,660 | 580 | 251 | 329 |
| 12 | 4,461 | 2,276 | 2,185 | 3,890 | 1,977 | 1,913 | 571 | 299 | 272 |
| 13 | 3,397 | 1,665 | 1,732 | 2,971 | 1,465 | 1,506 | 426 | 200 | 226 |
| 14 | 3,096 | 1,564 | 1,532 | 2,683 | 1,363 | 1,320 | 413 | 201 | 212 |
| 10 - 14 | 18,852 | 9,394 | 9,458 | 16,308 | 8,165 | 8,143 | 2,544 | 1,229 | 1,315 |
| 15 | 2,789 | 1,480 | 1,309 | 2,408 | 1,276 | 1,132 | 381 | 204 | 177 |
| 16 | 2,342 | 1,224 | 1,118 | 2,009 | 1,052 | 957 | 333 | 172 | 161 |
| 17 | 2,214 | 1,126 | 1,088 | 1,885 | 967 | 918 | 329 | 159 | 170 |
| 18 | 2,271 | 1,064 | 1,207 | 1,983 | 935 | 1,048 | 288 | 129 | 159 |
| 19 | 2,024 | 879 | 1,145 | 1,751 | 778 | 973 | 273 | 101 | 172 |
| 15 - 19 | 11,640 | 5,773 | 5,867 | 10,036 | 5,008 | 5,028 | 1,604 | 765 | 839 |
| 20 | 2,605 | 1,105 | 1,500 | 2,282 | 962 | 1,320 | 323 | 143 | 180 |
| 21 | 1,757 | 815 | 942 | 1,523 | 710 | 813 | 234 | 105 | 129 |
| 22 | 2,911 | 1,244 | 1,667 | 2,521 | 1,080 | 1,441 | 390 | 164 | 226 |
| 23 | 1,685 | 725 | 960 | 1,460 | 628 | 832 | 225 | 97 | 128 |
| 24 | 2,087 | 921 | 1,166 | 1,763 | 785 | 978 | 324 | 136 | 188 |
| 20 - 24 | 11,045 | 4,810 | 6,235 | 9,549 | 4,165 | 5,384 | 1,496 | 645 | 851 |
| 25 | 2,372 | 1,059 | 1,313 | 2,047 | 907 | 1,140 | 325 | 152 | 173 |
| 26 | 2,119 | 909 | 1,210 | 1,855 | 802 | 1,053 | 264 | 107 | 157 |
| 27 | 2,169 | 980 | 1,189 | 1,884 | 851 | 1,033 | 285 | 129 | 156 |
| 28 | 2,410 | 1,133 | 1,277 | 2,107 | 1,001 | 1,106 | 303 | 132 | 171 |
| 29 | 1,723 | 759 | 964 | 1,501 | 660 | 841 | 222 | 99 | 123 |
| 25 - 29 | 10,793 | 4,840 | 5,953 | 9,394 | 4,221 | 5,173 | 1,399 | 619 | 780 |
| 30 | 2,681 | 1,211 | 1,470 | 2,271 | 1,032 | 1,239 | 410 | 179 | 231 |
| 31 | 1,342 | 572 | 770 | 1,136 | 489 | 647 | 206 | 83 | 123 |
| 32 | 2,728 | 1,201 | 1,527 | 2,310 | 1,027 | 1,283 | 418 | 174 | 244 |
| 33 | 1,589 | 722 | 867 | 1,359 | 613 | 746 | 230 | 109 | 121 |
| 34 | 1,679 | 716 | 963 | 1,460 | 629 | 831 | 219 | 87 | 132 |
| 30 - 34 | 10,019 | 4,422 | 5,597 | 8,536 | 3,790 | 4,746 | 1,483 | 632 | 851 |
| 35 | 2,229 | 1,125 | 1,104 | 1,904 | 963 | 941 | 325 | 162 | 163 |
| 36 | 1,660 | 741 | 919 | 1,461 | 669 | 792 | 199 | 72 | 127 |
| 37 | 1,813 | 852 | 961 | 1,538 | 727 | 811 | 275 | 125 | 150 |
| 38 | 1,862 | 874 | 988 | 1,610 | 763 | 847 | 252 | 111 | 141 |
| 39 | 1,548 | 709 | 839 | 1,336 | 610 | 726 | 212 | 99 | 113 |
| 35 - 39 | 9,112 | 4,301 | 4,811 | 7,849 | 3,732 | 4,117 | 1,263 | 569 | 694 |

Table 9.6: Nanyumbu District Council: Total Population by Age in Single Years, Five Year Age Groups, Sex and Rural-Urban

| Age | Total | | | Rural | | | Urban | | |
|----------------|--------------|--------------|--------------|--------------|--------------|--------------|------------|------------|------------|
| | Both Sexes | Male | Female | Both Sexes | Male | Female | Both Sexes | Male | Female |
| 40 | 2,386 | 1,156 | 1,230 | 2,098 | 1,015 | 1,083 | 288 | 141 | 147 |
| 41 | 988 | 485 | 503 | 859 | 419 | 440 | 129 | 66 | 63 |
| 42 | 1,967 | 890 | 1,077 | 1,696 | 773 | 923 | 271 | 117 | 154 |
| 43 | 995 | 476 | 519 | 848 | 403 | 445 | 147 | 73 | 74 |
| 44 | 1,124 | 480 | 644 | 960 | 407 | 553 | 164 | 73 | 91 |
| 40 - 44 | 7,460 | 3,487 | 3,973 | 6,461 | 3,017 | 3,444 | 999 | 470 | 529 |
| 45 | 1,347 | 646 | 701 | 1,187 | 571 | 616 | 160 | 75 | 85 |
| 46 | 1,045 | 514 | 531 | 898 | 431 | 467 | 147 | 83 | 64 |
| 47 | 939 | 433 | 506 | 827 | 377 | 450 | 112 | 56 | 56 |
| 48 | 1,161 | 538 | 623 | 1,023 | 469 | 554 | 138 | 69 | 69 |
| 49 | 1,122 | 497 | 625 | 971 | 423 | 548 | 151 | 74 | 77 |
| 45 - 49 | 5,614 | 2,628 | 2,986 | 4,906 | 2,271 | 2,635 | 708 | 357 | 351 |
| 50 | 1,516 | 727 | 789 | 1,342 | 638 | 704 | 174 | 89 | 85 |
| 51 | 791 | 387 | 404 | 707 | 349 | 358 | 84 | 38 | 46 |
| 52 | 1,553 | 725 | 828 | 1,336 | 622 | 714 | 217 | 103 | 114 |
| 53 | 643 | 302 | 341 | 563 | 272 | 291 | 80 | 30 | 50 |
| 54 | 854 | 391 | 463 | 733 | 318 | 415 | 121 | 73 | 48 |
| 50 - 54 | 5,357 | 2,532 | 2,825 | 4,681 | 2,199 | 2,482 | 676 | 333 | 343 |
| 55 | 984 | 497 | 487 | 823 | 417 | 406 | 161 | 80 | 81 |
| 56 | 641 | 315 | 326 | 576 | 287 | 289 | 65 | 28 | 37 |
| 57 | 521 | 259 | 262 | 447 | 221 | 226 | 74 | 38 | 36 |
| 58 | 903 | 455 | 448 | 782 | 391 | 391 | 121 | 64 | 57 |
| 59 | 518 | 226 | 292 | 455 | 199 | 256 | 63 | 27 | 36 |
| 55 - 59 | 3,567 | 1,752 | 1,815 | 3,083 | 1,515 | 1,568 | 484 | 237 | 247 |
| 60 | 1,436 | 669 | 767 | 1,299 | 604 | 695 | 137 | 65 | 72 |
| 61 | 501 | 244 | 257 | 435 | 207 | 228 | 66 | 37 | 29 |
| 62 | 867 | 406 | 461 | 772 | 357 | 415 | 95 | 49 | 46 |
| 63 | 564 | 282 | 282 | 504 | 249 | 255 | 60 | 33 | 27 |
| 64 | 512 | 262 | 250 | 458 | 232 | 226 | 54 | 30 | 24 |
| 60 - 64 | 3,880 | 1,863 | 2,017 | 3,468 | 1,649 | 1,819 | 412 | 214 | 198 |
| 65 | 796 | 384 | 412 | 704 | 333 | 371 | 92 | 51 | 41 |
| 66 | 346 | 172 | 174 | 303 | 150 | 153 | 43 | 22 | 21 |
| 67 | 555 | 272 | 283 | 482 | 234 | 248 | 73 | 38 | 35 |
| 68 | 539 | 241 | 298 | 479 | 214 | 265 | 60 | 27 | 33 |
| 69 | 364 | 187 | 177 | 329 | 171 | 158 | 35 | 16 | 19 |
| 65 - 69 | 2,600 | 1,256 | 1,344 | 2,297 | 1,102 | 1,195 | 303 | 154 | 149 |
| 70 | 1,075 | 504 | 571 | 969 | 458 | 511 | 106 | 46 | 60 |
| 71 | 272 | 131 | 141 | 242 | 118 | 124 | 30 | 13 | 17 |
| 72 | 541 | 238 | 303 | 469 | 210 | 259 | 72 | 28 | 44 |
| 73 | 326 | 140 | 186 | 299 | 126 | 173 | 27 | 14 | 13 |
| 74 | 242 | 119 | 123 | 218 | 111 | 107 | 24 | 8 | 16 |
| 70 - 74 | 2,456 | 1,132 | 1,324 | 2,197 | 1,023 | 1,174 | 259 | 109 | 150 |
| 75 | 431 | 207 | 224 | 381 | 184 | 197 | 50 | 23 | 27 |
| 76 | 386 | 244 | 142 | 332 | 208 | 124 | 54 | 36 | 18 |
| 77 | 191 | 100 | 91 | 167 | 89 | 78 | 24 | 11 | 13 |
| 78 | 325 | 154 | 171 | 300 | 146 | 154 | 25 | 8 | 17 |
| 79 | 227 | 101 | 126 | 197 | 82 | 115 | 30 | 19 | 11 |
| 75 - 79 | 1,560 | 806 | 754 | 1,377 | 709 | 668 | 183 | 97 | 86 |
| 80+ | 2,064 | 934 | 1,130 | 1,853 | 840 | 1,013 | 211 | 94 | 117 |

Table 9.7: Masasi Town Council: Total Population by Age in Single Years, Five Year Age Groups, Sex and Rural-Urban

| Age | Total | | | Rural | | | Urban | | |
|----------------|----------------|---------------|---------------|---------------|---------------|---------------|---------------|---------------|---------------|
| | Both Sexes | Male | Female | Both Sexes | Male | Female | Both Sexes | Male | Female |
| Total | 102,696 | 49,111 | 53,585 | 44,382 | 21,232 | 23,150 | 58,314 | 27,879 | 30,435 |
| 0 | 2,855 | 1,406 | 1,449 | 1,420 | 689 | 731 | 1,435 | 717 | 718 |
| 1 | 2,652 | 1,313 | 1,339 | 1,177 | 556 | 621 | 1,475 | 757 | 718 |
| 2 | 2,784 | 1,432 | 1,352 | 1,271 | 666 | 605 | 1,513 | 766 | 747 |
| 3 | 2,485 | 1,174 | 1,311 | 1,110 | 502 | 608 | 1,375 | 672 | 703 |
| 4 | 2,610 | 1,357 | 1,253 | 1,186 | 613 | 573 | 1,424 | 744 | 680 |
| 0 - 4 | 13,386 | 6,682 | 6,704 | 6,164 | 3,026 | 3,138 | 7,222 | 3,656 | 3,566 |
| 5 | 2,541 | 1,264 | 1,277 | 1,178 | 581 | 597 | 1,363 | 683 | 680 |
| 6 | 2,735 | 1,399 | 1,336 | 1,288 | 673 | 615 | 1,447 | 726 | 721 |
| 7 | 2,603 | 1,274 | 1,329 | 1,223 | 615 | 608 | 1,380 | 659 | 721 |
| 8 | 2,452 | 1,215 | 1,237 | 1,148 | 561 | 587 | 1,304 | 654 | 650 |
| 9 | 2,462 | 1,234 | 1,228 | 1,128 | 569 | 559 | 1,334 | 665 | 669 |
| 5 - 9 | 12,793 | 6,386 | 6,407 | 5,965 | 2,999 | 2,966 | 6,828 | 3,387 | 3,441 |
| 10 | 2,540 | 1,302 | 1,238 | 1,156 | 600 | 556 | 1,384 | 702 | 682 |
| 11 | 2,113 | 1,049 | 1,064 | 967 | 481 | 486 | 1,146 | 568 | 578 |
| 12 | 3,095 | 1,525 | 1,570 | 1,372 | 690 | 682 | 1,723 | 835 | 888 |
| 13 | 2,274 | 1,076 | 1,198 | 978 | 479 | 499 | 1,296 | 597 | 699 |
| 14 | 2,251 | 1,147 | 1,104 | 913 | 491 | 422 | 1,338 | 656 | 682 |
| 10 - 14 | 12,273 | 6,099 | 6,174 | 5,386 | 2,741 | 2,645 | 6,887 | 3,358 | 3,529 |
| 15 | 2,089 | 1,154 | 935 | 781 | 471 | 310 | 1,308 | 683 | 625 |
| 16 | 1,866 | 960 | 906 | 654 | 374 | 280 | 1,212 | 586 | 626 |
| 17 | 1,791 | 921 | 870 | 619 | 336 | 283 | 1,172 | 585 | 587 |
| 18 | 2,099 | 1,026 | 1,073 | 705 | 360 | 345 | 1,394 | 666 | 728 |
| 19 | 1,564 | 719 | 845 | 548 | 245 | 303 | 1,016 | 474 | 542 |
| 15 - 19 | 9,409 | 4,780 | 4,629 | 3,307 | 1,786 | 1,521 | 6,102 | 2,994 | 3,108 |
| 20 | 2,119 | 894 | 1,225 | 745 | 299 | 446 | 1,374 | 595 | 779 |
| 21 | 1,552 | 708 | 844 | 594 | 290 | 304 | 958 | 418 | 540 |
| 22 | 2,153 | 903 | 1,250 | 832 | 366 | 466 | 1,321 | 537 | 784 |
| 23 | 1,304 | 526 | 778 | 477 | 195 | 282 | 827 | 331 | 496 |
| 24 | 1,546 | 652 | 894 | 615 | 259 | 356 | 931 | 393 | 538 |
| 20 - 24 | 8,674 | 3,683 | 4,991 | 3,263 | 1,409 | 1,854 | 5,411 | 2,274 | 3,137 |
| 25 | 1,919 | 864 | 1,055 | 751 | 369 | 382 | 1,168 | 495 | 673 |
| 26 | 1,575 | 662 | 913 | 585 | 256 | 329 | 990 | 406 | 584 |
| 27 | 1,532 | 685 | 847 | 568 | 261 | 307 | 964 | 424 | 540 |
| 28 | 1,828 | 850 | 978 | 724 | 357 | 367 | 1,104 | 493 | 611 |
| 29 | 1,256 | 564 | 692 | 484 | 215 | 269 | 772 | 349 | 423 |
| 25 - 29 | 8,110 | 3,625 | 4,485 | 3,112 | 1,458 | 1,654 | 4,998 | 2,167 | 2,831 |
| 30 | 2,159 | 963 | 1,196 | 732 | 307 | 425 | 1,427 | 656 | 771 |
| 31 | 949 | 445 | 504 | 382 | 184 | 198 | 567 | 261 | 306 |
| 32 | 1,963 | 934 | 1,029 | 757 | 356 | 401 | 1,206 | 578 | 628 |
| 33 | 1,240 | 569 | 671 | 435 | 187 | 248 | 805 | 382 | 423 |
| 34 | 1,094 | 511 | 583 | 447 | 209 | 238 | 647 | 302 | 345 |
| 30 - 34 | 7,405 | 3,422 | 3,983 | 2,753 | 1,243 | 1,510 | 4,652 | 2,179 | 2,473 |
| 35 | 1,599 | 782 | 817 | 600 | 268 | 332 | 999 | 514 | 485 |
| 36 | 1,215 | 554 | 661 | 485 | 211 | 274 | 730 | 343 | 387 |
| 37 | 1,249 | 597 | 652 | 547 | 261 | 286 | 702 | 336 | 366 |
| 38 | 1,361 | 597 | 764 | 489 | 200 | 289 | 872 | 397 | 475 |
| 39 | 1,093 | 536 | 557 | 500 | 244 | 256 | 593 | 292 | 301 |
| 35 - 39 | 6,517 | 3,066 | 3,451 | 2,621 | 1,184 | 1,437 | 3,896 | 1,882 | 2,014 |

Table 9.7: Masasi Town Council: Total Population by Age in Single Years, Five Year Age Groups, Sex and Rural-Urban

| Age | Total | | | Rural | | | Urban | | |
|----------------|--------------|--------------|--------------|--------------|--------------|--------------|--------------|--------------|--------------|
| | Both Sexes | Male | Female | Both Sexes | Male | Female | Both Sexes | Male | Female |
| 40 | 1,706 | 802 | 904 | 715 | 304 | 411 | 991 | 498 | 493 |
| 41 | 663 | 305 | 358 | 263 | 111 | 152 | 400 | 194 | 206 |
| 42 | 1,408 | 686 | 722 | 621 | 291 | 330 | 787 | 395 | 392 |
| 43 | 720 | 327 | 393 | 326 | 140 | 186 | 394 | 187 | 207 |
| 44 | 909 | 416 | 493 | 433 | 202 | 231 | 476 | 214 | 262 |
| 40 - 44 | 5,406 | 2,536 | 2,870 | 2,358 | 1,048 | 1,310 | 3,048 | 1,488 | 1,560 |
| 45 | 1,040 | 487 | 553 | 441 | 185 | 256 | 599 | 302 | 297 |
| 46 | 676 | 314 | 362 | 295 | 142 | 153 | 381 | 172 | 209 |
| 47 | 773 | 371 | 402 | 407 | 194 | 213 | 366 | 177 | 189 |
| 48 | 857 | 409 | 448 | 403 | 185 | 218 | 454 | 224 | 230 |
| 49 | 767 | 364 | 403 | 363 | 150 | 213 | 404 | 214 | 190 |
| 45 - 49 | 4,113 | 1,945 | 2,168 | 1,909 | 856 | 1,053 | 2,204 | 1,089 | 1,115 |
| 50 | 1,020 | 479 | 541 | 468 | 207 | 261 | 552 | 272 | 280 |
| 51 | 477 | 236 | 241 | 239 | 126 | 113 | 238 | 110 | 128 |
| 52 | 1,005 | 471 | 534 | 466 | 211 | 255 | 539 | 260 | 279 |
| 53 | 424 | 207 | 217 | 181 | 89 | 92 | 243 | 118 | 125 |
| 54 | 589 | 281 | 308 | 256 | 112 | 144 | 333 | 169 | 164 |
| 50 - 54 | 3,515 | 1,674 | 1,841 | 1,610 | 745 | 865 | 1,905 | 929 | 976 |
| 55 | 639 | 305 | 334 | 301 | 142 | 159 | 338 | 163 | 175 |
| 56 | 480 | 225 | 255 | 232 | 112 | 120 | 248 | 113 | 135 |
| 57 | 423 | 200 | 223 | 220 | 95 | 125 | 203 | 105 | 98 |
| 58 | 560 | 282 | 278 | 278 | 130 | 148 | 282 | 152 | 130 |
| 59 | 394 | 206 | 188 | 219 | 115 | 104 | 175 | 91 | 84 |
| 55 - 59 | 2,496 | 1,218 | 1,278 | 1,250 | 594 | 656 | 1,246 | 624 | 622 |
| 60 | 891 | 449 | 442 | 465 | 231 | 234 | 426 | 218 | 208 |
| 61 | 338 | 165 | 173 | 192 | 84 | 108 | 146 | 81 | 65 |
| 62 | 579 | 285 | 294 | 301 | 145 | 156 | 278 | 140 | 138 |
| 63 | 344 | 139 | 205 | 165 | 73 | 92 | 179 | 66 | 113 |
| 64 | 349 | 173 | 176 | 171 | 79 | 92 | 178 | 94 | 84 |
| 60 - 64 | 2,501 | 1,211 | 1,290 | 1,294 | 612 | 682 | 1,207 | 599 | 608 |
| 65 | 583 | 282 | 301 | 296 | 134 | 162 | 287 | 148 | 139 |
| 66 | 274 | 134 | 140 | 156 | 78 | 78 | 118 | 56 | 62 |
| 67 | 355 | 180 | 175 | 196 | 93 | 103 | 159 | 87 | 72 |
| 68 | 419 | 181 | 238 | 236 | 96 | 140 | 183 | 85 | 98 |
| 69 | 268 | 112 | 156 | 156 | 67 | 89 | 112 | 45 | 67 |
| 65 - 69 | 1,899 | 889 | 1,010 | 1,040 | 468 | 572 | 859 | 421 | 438 |
| 70 | 667 | 316 | 351 | 382 | 187 | 195 | 285 | 129 | 156 |
| 71 | 204 | 88 | 116 | 99 | 42 | 57 | 105 | 46 | 59 |
| 72 | 382 | 156 | 226 | 232 | 93 | 139 | 150 | 63 | 87 |
| 73 | 251 | 115 | 136 | 132 | 68 | 64 | 119 | 47 | 72 |
| 74 | 216 | 94 | 122 | 99 | 52 | 47 | 117 | 42 | 75 |
| 70 - 74 | 1,720 | 769 | 951 | 944 | 442 | 502 | 776 | 327 | 449 |
| 75 | 267 | 119 | 148 | 138 | 61 | 77 | 129 | 58 | 71 |
| 76 | 319 | 166 | 153 | 196 | 103 | 93 | 123 | 63 | 60 |
| 77 | 160 | 68 | 92 | 98 | 38 | 60 | 62 | 30 | 32 |
| 78 | 217 | 95 | 122 | 128 | 54 | 74 | 89 | 41 | 48 |
| 79 | 163 | 87 | 76 | 92 | 47 | 45 | 71 | 40 | 31 |
| 75 - 79 | 1,126 | 535 | 591 | 652 | 303 | 349 | 474 | 232 | 242 |
| 80+ | 1,353 | 591 | 762 | 754 | 318 | 436 | 599 | 273 | 326 |

Table 10.0: Ruvuma Region: Total Population by Age in Single Years, Five Year Age Groups, Sex and Rural-Urban

| Age | Total | | | Rural | | | Urban | | |
|----------------|------------------|----------------|----------------|------------------|----------------|----------------|----------------|----------------|----------------|
| | Both Sexes | Male | Female | Both Sexes | Male | Female | Both Sexes | Male | Female |
| Total | 1,376,891 | 668,684 | 708,207 | 1,038,071 | 507,827 | 530,244 | 338,820 | 160,857 | 177,963 |
| 0 | 43,978 | 21,587 | 22,391 | 33,297 | 16,352 | 16,945 | 10,681 | 5,235 | 5,446 |
| 1 | 40,342 | 21,565 | 18,777 | 31,503 | 16,764 | 14,739 | 8,839 | 4,801 | 4,038 |
| 2 | 39,371 | 19,459 | 19,912 | 30,611 | 15,155 | 15,456 | 8,760 | 4,304 | 4,456 |
| 3 | 37,916 | 18,975 | 18,941 | 29,329 | 14,714 | 14,615 | 8,587 | 4,261 | 4,326 |
| 4 | 43,350 | 22,628 | 20,722 | 33,845 | 17,689 | 16,156 | 9,505 | 4,939 | 4,566 |
| 0 - 4 | 204,957 | 104,214 | 100,743 | 158,585 | 80,674 | 77,911 | 46,372 | 23,540 | 22,832 |
| 5 | 44,017 | 19,753 | 24,264 | 34,327 | 15,425 | 18,902 | 9,690 | 4,328 | 5,362 |
| 6 | 41,045 | 20,081 | 20,964 | 32,561 | 15,970 | 16,591 | 8,484 | 4,111 | 4,373 |
| 7 | 40,844 | 20,152 | 20,692 | 32,013 | 15,875 | 16,138 | 8,831 | 4,277 | 4,554 |
| 8 | 38,741 | 17,811 | 20,930 | 30,125 | 13,962 | 16,163 | 8,616 | 3,849 | 4,767 |
| 9 | 40,504 | 18,094 | 22,410 | 31,065 | 13,967 | 17,098 | 9,439 | 4,127 | 5,312 |
| 5 - 9 | 205,151 | 95,891 | 109,260 | 160,091 | 75,199 | 84,892 | 45,060 | 20,692 | 24,368 |
| 10 | 37,847 | 18,847 | 19,000 | 28,946 | 14,520 | 14,426 | 8,901 | 4,327 | 4,574 |
| 11 | 30,482 | 15,220 | 15,262 | 23,352 | 11,759 | 11,593 | 7,130 | 3,461 | 3,669 |
| 12 | 46,178 | 24,075 | 22,103 | 35,369 | 18,574 | 16,795 | 10,809 | 5,501 | 5,308 |
| 13 | 32,038 | 15,724 | 16,314 | 24,399 | 12,122 | 12,277 | 7,639 | 3,602 | 4,037 |
| 14 | 35,032 | 19,282 | 15,750 | 26,106 | 14,637 | 11,469 | 8,926 | 4,645 | 4,281 |
| 10 - 14 | 181,577 | 93,148 | 88,429 | 138,172 | 71,612 | 66,560 | 43,405 | 21,536 | 21,869 |
| 15 | 27,882 | 14,402 | 13,480 | 19,992 | 10,662 | 9,330 | 7,890 | 3,740 | 4,150 |
| 16 | 26,411 | 13,380 | 13,031 | 18,550 | 9,706 | 8,844 | 7,861 | 3,674 | 4,187 |
| 17 | 27,174 | 13,453 | 13,721 | 18,880 | 9,593 | 9,287 | 8,294 | 3,860 | 4,434 |
| 18 | 28,553 | 13,669 | 14,884 | 20,244 | 9,841 | 10,403 | 8,309 | 3,828 | 4,481 |
| 19 | 22,218 | 10,390 | 11,828 | 15,742 | 7,481 | 8,261 | 6,476 | 2,909 | 3,567 |
| 15 - 19 | 132,238 | 65,294 | 66,944 | 93,408 | 47,283 | 46,125 | 38,830 | 18,011 | 20,819 |
| 20 | 30,347 | 13,321 | 17,026 | 21,578 | 9,408 | 12,170 | 8,769 | 3,913 | 4,856 |
| 21 | 18,616 | 8,614 | 10,002 | 13,310 | 6,177 | 7,133 | 5,306 | 2,437 | 2,869 |
| 22 | 26,330 | 11,926 | 14,404 | 18,974 | 8,597 | 10,377 | 7,356 | 3,329 | 4,027 |
| 23 | 17,924 | 8,197 | 9,727 | 12,667 | 5,854 | 6,813 | 5,257 | 2,343 | 2,914 |
| 24 | 21,026 | 9,463 | 11,563 | 15,072 | 6,806 | 8,266 | 5,954 | 2,657 | 3,297 |
| 20 - 24 | 114,243 | 51,521 | 62,722 | 81,601 | 36,842 | 44,759 | 32,642 | 14,679 | 17,963 |
| 25 | 26,894 | 13,977 | 12,917 | 19,587 | 10,256 | 9,331 | 7,307 | 3,721 | 3,586 |
| 26 | 21,420 | 10,432 | 10,988 | 15,616 | 7,756 | 7,860 | 5,804 | 2,676 | 3,128 |
| 27 | 17,928 | 8,134 | 9,794 | 13,057 | 6,046 | 7,011 | 4,871 | 2,088 | 2,783 |
| 28 | 24,073 | 9,876 | 14,197 | 17,385 | 7,070 | 10,315 | 6,688 | 2,806 | 3,882 |
| 29 | 16,464 | 7,879 | 8,585 | 12,002 | 5,809 | 6,193 | 4,462 | 2,070 | 2,392 |
| 25 - 29 | 106,779 | 50,298 | 56,481 | 77,647 | 36,937 | 40,710 | 29,132 | 13,361 | 15,771 |
| 30 | 28,591 | 13,478 | 15,113 | 20,963 | 9,772 | 11,191 | 7,628 | 3,706 | 3,922 |
| 31 | 13,305 | 5,824 | 7,481 | 9,898 | 4,356 | 5,542 | 3,407 | 1,468 | 1,939 |
| 32 | 21,243 | 10,131 | 11,112 | 15,419 | 7,435 | 7,984 | 5,824 | 2,696 | 3,128 |
| 33 | 13,175 | 6,260 | 6,915 | 9,613 | 4,668 | 4,945 | 3,562 | 1,592 | 1,970 |
| 34 | 14,642 | 7,693 | 6,949 | 10,736 | 5,683 | 5,053 | 3,906 | 2,010 | 1,896 |
| 30 - 34 | 90,956 | 43,386 | 47,570 | 66,629 | 31,914 | 34,715 | 24,327 | 11,472 | 12,855 |
| 35 | 20,100 | 9,804 | 10,296 | 14,923 | 7,275 | 7,648 | 5,177 | 2,529 | 2,648 |
| 36 | 14,163 | 6,697 | 7,466 | 10,519 | 4,950 | 5,569 | 3,644 | 1,747 | 1,897 |
| 37 | 13,773 | 6,480 | 7,293 | 10,158 | 4,791 | 5,367 | 3,615 | 1,689 | 1,926 |
| 38 | 18,221 | 9,462 | 8,759 | 13,680 | 7,109 | 6,571 | 4,541 | 2,353 | 2,188 |
| 39 | 11,620 | 5,597 | 6,023 | 8,840 | 4,294 | 4,546 | 2,780 | 1,303 | 1,477 |
| 35 - 39 | 77,877 | 38,040 | 39,837 | 58,120 | 28,419 | 29,701 | 19,757 | 9,621 | 10,136 |

Table 10.0: Ruvuma Region: Total Population by Age in Single Years, Five Year Age Groups, Sex and Rural-Urban

| Age | Total | | | Rural | | | Urban | | |
|----------------|---------------|---------------|---------------|---------------|---------------|---------------|---------------|--------------|--------------|
| | Both Sexes | Male | Female | Both Sexes | Male | Female | Both Sexes | Male | Female |
| 40 | 20,360 | 9,871 | 10,489 | 15,482 | 7,520 | 7,962 | 4,878 | 2,351 | 2,527 |
| 41 | 7,749 | 3,804 | 3,945 | 5,936 | 2,908 | 3,028 | 1,813 | 896 | 917 |
| 42 | 14,531 | 7,157 | 7,374 | 10,981 | 5,440 | 5,541 | 3,550 | 1,717 | 1,833 |
| 43 | 8,267 | 3,830 | 4,437 | 6,257 | 2,926 | 3,331 | 2,010 | 904 | 1,106 |
| 44 | 9,098 | 4,489 | 4,609 | 6,986 | 3,455 | 3,531 | 2,112 | 1,034 | 1,078 |
| 40 - 44 | 60,005 | 29,151 | 30,854 | 45,642 | 22,249 | 23,393 | 14,363 | 6,902 | 7,461 |
| 45 | 14,751 | 6,768 | 7,983 | 11,229 | 5,166 | 6,063 | 3,522 | 1,602 | 1,920 |
| 46 | 11,188 | 5,327 | 5,861 | 8,509 | 4,012 | 4,497 | 2,679 | 1,315 | 1,364 |
| 47 | 7,587 | 3,685 | 3,902 | 5,767 | 2,822 | 2,945 | 1,820 | 863 | 957 |
| 48 | 11,599 | 5,948 | 5,651 | 9,091 | 4,725 | 4,366 | 2,508 | 1,223 | 1,285 |
| 49 | 7,526 | 3,588 | 3,938 | 5,867 | 2,839 | 3,028 | 1,659 | 749 | 910 |
| 45 - 49 | 52,651 | 25,316 | 27,335 | 40,463 | 19,564 | 20,899 | 12,188 | 5,752 | 6,436 |
| 50 | 13,957 | 6,631 | 7,326 | 10,812 | 5,144 | 5,668 | 3,145 | 1,487 | 1,658 |
| 51 | 6,090 | 3,051 | 3,039 | 4,708 | 2,382 | 2,326 | 1,382 | 669 | 713 |
| 52 | 9,106 | 4,471 | 4,635 | 7,092 | 3,500 | 3,592 | 2,014 | 971 | 1,043 |
| 53 | 5,728 | 2,347 | 3,381 | 4,361 | 1,770 | 2,591 | 1,367 | 577 | 790 |
| 54 | 6,125 | 3,032 | 3,093 | 4,635 | 2,272 | 2,363 | 1,490 | 760 | 730 |
| 50 - 54 | 41,006 | 19,532 | 21,474 | 31,608 | 15,068 | 16,540 | 9,398 | 4,464 | 4,934 |
| 55 | 6,900 | 3,338 | 3,562 | 5,399 | 2,607 | 2,792 | 1,501 | 731 | 770 |
| 56 | 5,290 | 2,724 | 2,566 | 4,090 | 2,121 | 1,969 | 1,200 | 603 | 597 |
| 57 | 4,109 | 1,999 | 2,110 | 3,129 | 1,519 | 1,610 | 980 | 480 | 500 |
| 58 | 6,311 | 3,038 | 3,273 | 4,955 | 2,405 | 2,550 | 1,356 | 633 | 723 |
| 59 | 3,768 | 1,841 | 1,927 | 2,884 | 1,431 | 1,453 | 884 | 410 | 474 |
| 55 - 59 | 26,378 | 12,940 | 13,438 | 20,457 | 10,083 | 10,374 | 5,921 | 2,857 | 3,064 |
| 60 | 12,172 | 4,848 | 7,324 | 9,529 | 3,808 | 5,721 | 2,643 | 1,040 | 1,603 |
| 61 | 3,178 | 1,567 | 1,611 | 2,407 | 1,209 | 1,198 | 771 | 358 | 413 |
| 62 | 5,408 | 2,710 | 2,698 | 4,229 | 2,127 | 2,102 | 1,179 | 583 | 596 |
| 63 | 3,202 | 1,608 | 1,594 | 2,434 | 1,234 | 1,200 | 768 | 374 | 394 |
| 64 | 3,477 | 1,773 | 1,704 | 2,639 | 1,344 | 1,295 | 838 | 429 | 409 |
| 60 - 64 | 27,437 | 12,506 | 14,931 | 21,238 | 9,722 | 11,516 | 6,199 | 2,784 | 3,415 |
| 65 | 6,317 | 3,201 | 3,116 | 4,945 | 2,525 | 2,420 | 1,372 | 676 | 696 |
| 66 | 2,439 | 1,289 | 1,150 | 1,878 | 987 | 891 | 561 | 302 | 259 |
| 67 | 3,061 | 1,523 | 1,538 | 2,481 | 1,258 | 1,223 | 580 | 265 | 315 |
| 68 | 3,681 | 1,611 | 2,070 | 2,972 | 1,290 | 1,682 | 709 | 321 | 388 |
| 69 | 2,048 | 950 | 1,098 | 1,596 | 727 | 869 | 452 | 223 | 229 |
| 65 - 69 | 17,546 | 8,574 | 8,972 | 13,872 | 6,787 | 7,085 | 3,674 | 1,787 | 1,887 |
| 70 | 7,492 | 3,479 | 4,013 | 6,086 | 2,863 | 3,223 | 1,406 | 616 | 790 |
| 71 | 1,587 | 825 | 762 | 1,268 | 680 | 588 | 319 | 145 | 174 |
| 72 | 3,341 | 1,703 | 1,638 | 2,696 | 1,388 | 1,308 | 645 | 315 | 330 |
| 73 | 1,722 | 909 | 813 | 1,314 | 713 | 601 | 408 | 196 | 212 |
| 74 | 1,695 | 908 | 787 | 1,338 | 723 | 615 | 357 | 185 | 172 |
| 70 - 74 | 15,837 | 7,824 | 8,013 | 12,702 | 6,367 | 6,335 | 3,135 | 1,457 | 1,678 |
| 75 | 3,242 | 1,643 | 1,599 | 2,624 | 1,362 | 1,262 | 618 | 281 | 337 |
| 76 | 1,930 | 995 | 935 | 1,540 | 802 | 738 | 390 | 193 | 197 |
| 77 | 1,370 | 793 | 577 | 1,074 | 639 | 435 | 296 | 154 | 142 |
| 78 | 2,125 | 1,029 | 1,096 | 1,730 | 833 | 897 | 395 | 196 | 199 |
| 79 | 1,468 | 763 | 705 | 1,186 | 644 | 542 | 282 | 119 | 163 |
| 75 - 79 | 10,135 | 5,223 | 4,912 | 8,154 | 4,280 | 3,874 | 1,981 | 943 | 1,038 |
| 80+ | 12,118 | 5,826 | 6,292 | 9,682 | 4,827 | 4,855 | 2,436 | 999 | 1,437 |

Table 10.1: Tunduru District Council: Total Population by Age in Single Years, Five Year Age Groups, Sex and Rural-Urban

| Age | Total | | | Rural | | | Urban | | |
|----------------|----------------|----------------|----------------|----------------|----------------|----------------|---------------|---------------|---------------|
| | Both Sexes | Male | Female | Both Sexes | Male | Female | Both Sexes | Male | Female |
| Total | 298,279 | 143,660 | 154,619 | 267,518 | 129,184 | 138,334 | 30,761 | 14,476 | 16,285 |
| 0 | 9,377 | 4,598 | 4,779 | 8,382 | 4,124 | 4,258 | 995 | 474 | 521 |
| 1 | 8,568 | 4,434 | 4,134 | 7,826 | 4,040 | 3,786 | 742 | 394 | 348 |
| 2 | 7,617 | 3,777 | 3,840 | 6,975 | 3,475 | 3,500 | 642 | 302 | 340 |
| 3 | 7,754 | 3,839 | 3,915 | 7,042 | 3,467 | 3,575 | 712 | 372 | 340 |
| 4 | 9,075 | 4,850 | 4,225 | 8,225 | 4,384 | 3,841 | 850 | 466 | 384 |
| 0 - 4 | 42,391 | 21,498 | 20,893 | 38,450 | 19,490 | 18,960 | 3,941 | 2,008 | 1,933 |
| 5 | 10,049 | 4,373 | 5,676 | 9,116 | 3,991 | 5,125 | 933 | 382 | 551 |
| 6 | 9,670 | 4,767 | 4,903 | 8,864 | 4,352 | 4,512 | 806 | 415 | 391 |
| 7 | 9,387 | 4,743 | 4,644 | 8,552 | 4,336 | 4,216 | 835 | 407 | 428 |
| 8 | 8,365 | 3,983 | 4,382 | 7,611 | 3,609 | 4,002 | 754 | 374 | 380 |
| 9 | 9,207 | 4,027 | 5,180 | 8,300 | 3,644 | 4,656 | 907 | 383 | 524 |
| 5 - 9 | 46,678 | 21,893 | 24,785 | 42,443 | 19,932 | 22,511 | 4,235 | 1,961 | 2,274 |
| 10 | 8,615 | 4,320 | 4,295 | 7,773 | 3,901 | 3,872 | 842 | 419 | 423 |
| 11 | 6,767 | 3,375 | 3,392 | 6,087 | 3,048 | 3,039 | 680 | 327 | 353 |
| 12 | 10,046 | 5,244 | 4,802 | 9,051 | 4,728 | 4,323 | 995 | 516 | 479 |
| 13 | 6,945 | 3,442 | 3,503 | 6,271 | 3,137 | 3,134 | 674 | 305 | 369 |
| 14 | 7,191 | 3,801 | 3,390 | 6,379 | 3,395 | 2,984 | 812 | 406 | 406 |
| 10 - 14 | 39,564 | 20,182 | 19,382 | 35,561 | 18,209 | 17,352 | 4,003 | 1,973 | 2,030 |
| 15 | 5,962 | 2,988 | 2,974 | 5,276 | 2,683 | 2,593 | 686 | 305 | 381 |
| 16 | 5,610 | 2,870 | 2,740 | 4,955 | 2,554 | 2,401 | 655 | 316 | 339 |
| 17 | 5,323 | 2,595 | 2,728 | 4,641 | 2,280 | 2,361 | 682 | 315 | 367 |
| 18 | 5,797 | 2,672 | 3,125 | 5,061 | 2,339 | 2,722 | 736 | 333 | 403 |
| 19 | 4,419 | 2,010 | 2,409 | 3,892 | 1,784 | 2,108 | 527 | 226 | 301 |
| 15 - 19 | 27,111 | 13,135 | 13,976 | 23,825 | 11,640 | 12,185 | 3,286 | 1,495 | 1,791 |
| 20 | 6,175 | 2,597 | 3,578 | 5,453 | 2,281 | 3,172 | 722 | 316 | 406 |
| 21 | 3,407 | 1,533 | 1,874 | 2,977 | 1,344 | 1,633 | 430 | 189 | 241 |
| 22 | 5,326 | 2,260 | 3,066 | 4,691 | 1,975 | 2,716 | 635 | 285 | 350 |
| 23 | 3,151 | 1,383 | 1,768 | 2,755 | 1,215 | 1,540 | 396 | 168 | 228 |
| 24 | 4,277 | 1,819 | 2,458 | 3,761 | 1,612 | 2,149 | 516 | 207 | 309 |
| 20 - 24 | 22,336 | 9,592 | 12,744 | 19,637 | 8,427 | 11,210 | 2,699 | 1,165 | 1,534 |
| 25 | 5,945 | 3,016 | 2,929 | 5,238 | 2,688 | 2,550 | 707 | 328 | 379 |
| 26 | 4,417 | 2,072 | 2,345 | 3,877 | 1,835 | 2,042 | 540 | 237 | 303 |
| 27 | 3,824 | 1,624 | 2,200 | 3,378 | 1,464 | 1,914 | 446 | 160 | 286 |
| 28 | 5,135 | 2,054 | 3,081 | 4,547 | 1,827 | 2,720 | 588 | 227 | 361 |
| 29 | 3,616 | 1,685 | 1,931 | 3,197 | 1,510 | 1,687 | 419 | 175 | 244 |
| 25 - 29 | 22,937 | 10,451 | 12,486 | 20,237 | 9,324 | 10,913 | 2,700 | 1,127 | 1,573 |
| 30 | 6,692 | 3,056 | 3,636 | 5,938 | 2,694 | 3,244 | 754 | 362 | 392 |
| 31 | 2,572 | 1,101 | 1,471 | 2,267 | 975 | 1,292 | 305 | 126 | 179 |
| 32 | 4,332 | 2,046 | 2,286 | 3,765 | 1,795 | 1,970 | 567 | 251 | 316 |
| 33 | 2,788 | 1,288 | 1,500 | 2,423 | 1,125 | 1,298 | 365 | 163 | 202 |
| 34 | 3,139 | 1,635 | 1,504 | 2,734 | 1,418 | 1,316 | 405 | 217 | 188 |
| 30 - 34 | 19,523 | 9,126 | 10,397 | 17,127 | 8,007 | 9,120 | 2,396 | 1,119 | 1,277 |
| 35 | 4,762 | 2,299 | 2,463 | 4,191 | 2,009 | 2,182 | 571 | 290 | 281 |
| 36 | 2,883 | 1,354 | 1,529 | 2,549 | 1,199 | 1,350 | 334 | 155 | 179 |
| 37 | 2,790 | 1,359 | 1,431 | 2,454 | 1,195 | 1,259 | 336 | 164 | 172 |
| 38 | 4,442 | 2,328 | 2,114 | 4,015 | 2,097 | 1,918 | 427 | 231 | 196 |
| 39 | 2,537 | 1,232 | 1,305 | 2,269 | 1,094 | 1,175 | 268 | 138 | 130 |
| 35 - 39 | 17,414 | 8,572 | 8,842 | 15,478 | 7,594 | 7,884 | 1,936 | 978 | 958 |

Table 10.1: Tunduru District Council: Total Population by Age in Single Years, Five Year Age Groups, Sex and Rural-Urban

| Age | Total | | | Rural | | | Urban | | |
|----------------|---------------|--------------|--------------|---------------|--------------|--------------|--------------|------------|------------|
| | Both Sexes | Male | Female | Both Sexes | Male | Female | Both Sexes | Male | Female |
| 40 | 5,014 | 2,457 | 2,557 | 4,489 | 2,196 | 2,293 | 525 | 261 | 264 |
| 41 | 1,541 | 754 | 787 | 1,408 | 685 | 723 | 133 | 69 | 64 |
| 42 | 3,146 | 1,530 | 1,616 | 2,822 | 1,370 | 1,452 | 324 | 160 | 164 |
| 43 | 1,406 | 683 | 723 | 1,261 | 606 | 655 | 145 | 77 | 68 |
| 44 | 1,813 | 899 | 914 | 1,597 | 782 | 815 | 216 | 117 | 99 |
| 40 - 44 | 12,920 | 6,323 | 6,597 | 11,577 | 5,639 | 5,938 | 1,343 | 684 | 659 |
| 45 | 3,379 | 1,513 | 1,866 | 3,058 | 1,373 | 1,685 | 321 | 140 | 181 |
| 46 | 1,996 | 804 | 1,192 | 1,807 | 725 | 1,082 | 189 | 79 | 110 |
| 47 | 1,453 | 724 | 729 | 1,295 | 632 | 663 | 158 | 92 | 66 |
| 48 | 2,774 | 1,537 | 1,237 | 2,513 | 1,388 | 1,125 | 261 | 149 | 112 |
| 49 | 1,567 | 720 | 847 | 1,412 | 640 | 772 | 155 | 80 | 75 |
| 45 - 49 | 11,169 | 5,298 | 5,871 | 10,085 | 4,758 | 5,327 | 1,084 | 540 | 544 |
| 50 | 3,345 | 1,521 | 1,824 | 3,027 | 1,377 | 1,650 | 318 | 144 | 174 |
| 51 | 1,332 | 690 | 642 | 1,211 | 634 | 577 | 121 | 56 | 65 |
| 52 | 1,965 | 953 | 1,012 | 1,799 | 878 | 921 | 166 | 75 | 91 |
| 53 | 1,137 | 473 | 664 | 1,012 | 422 | 590 | 125 | 51 | 74 |
| 54 | 1,191 | 602 | 589 | 1,061 | 543 | 518 | 130 | 59 | 71 |
| 50 - 54 | 8,970 | 4,239 | 4,731 | 8,110 | 3,854 | 4,256 | 860 | 385 | 475 |
| 55 | 1,684 | 816 | 868 | 1,522 | 748 | 774 | 162 | 68 | 94 |
| 56 | 989 | 518 | 471 | 906 | 476 | 430 | 83 | 42 | 41 |
| 57 | 751 | 374 | 377 | 682 | 337 | 345 | 69 | 37 | 32 |
| 58 | 1,478 | 753 | 725 | 1,324 | 673 | 651 | 154 | 80 | 74 |
| 59 | 752 | 385 | 367 | 683 | 348 | 335 | 69 | 37 | 32 |
| 55 - 59 | 5,654 | 2,846 | 2,808 | 5,117 | 2,582 | 2,535 | 537 | 264 | 273 |
| 60 | 3,348 | 1,286 | 2,062 | 3,058 | 1,182 | 1,876 | 290 | 104 | 186 |
| 61 | 720 | 370 | 350 | 656 | 338 | 318 | 64 | 32 | 32 |
| 62 | 1,275 | 635 | 640 | 1,162 | 578 | 584 | 113 | 57 | 56 |
| 63 | 693 | 340 | 353 | 626 | 305 | 321 | 67 | 35 | 32 |
| 64 | 697 | 365 | 332 | 629 | 324 | 305 | 68 | 41 | 27 |
| 60 - 64 | 6,733 | 2,996 | 3,737 | 6,131 | 2,727 | 3,404 | 602 | 269 | 333 |
| 65 | 1,767 | 878 | 889 | 1,607 | 800 | 807 | 160 | 78 | 82 |
| 66 | 493 | 253 | 240 | 453 | 237 | 216 | 40 | 16 | 24 |
| 67 | 783 | 404 | 379 | 724 | 371 | 353 | 59 | 33 | 26 |
| 68 | 1,044 | 467 | 577 | 970 | 430 | 540 | 74 | 37 | 37 |
| 69 | 531 | 237 | 294 | 490 | 216 | 274 | 41 | 21 | 20 |
| 65 - 69 | 4,618 | 2,239 | 2,379 | 4,244 | 2,054 | 2,190 | 374 | 185 | 189 |
| 70 | 2,246 | 1,125 | 1,121 | 2,069 | 1,049 | 1,020 | 177 | 76 | 101 |
| 71 | 379 | 193 | 186 | 360 | 186 | 174 | 19 | 7 | 12 |
| 72 | 933 | 488 | 445 | 881 | 463 | 418 | 52 | 25 | 27 |
| 73 | 334 | 177 | 157 | 305 | 159 | 146 | 29 | 18 | 11 |
| 74 | 323 | 170 | 153 | 299 | 159 | 140 | 24 | 11 | 13 |
| 70 - 74 | 4,215 | 2,153 | 2,062 | 3,914 | 2,016 | 1,898 | 301 | 137 | 164 |
| 75 | 905 | 497 | 408 | 824 | 455 | 369 | 81 | 42 | 39 |
| 76 | 405 | 227 | 178 | 383 | 217 | 166 | 22 | 10 | 12 |
| 77 | 285 | 173 | 112 | 257 | 159 | 98 | 28 | 14 | 14 |
| 78 | 545 | 266 | 279 | 510 | 253 | 257 | 35 | 13 | 22 |
| 79 | 319 | 178 | 141 | 302 | 172 | 130 | 17 | 6 | 11 |
| 75 - 79 | 2,459 | 1,341 | 1,118 | 2,276 | 1,256 | 1,020 | 183 | 85 | 98 |
| 80+ | 3,587 | 1,776 | 1,811 | 3,306 | 1,675 | 1,631 | 281 | 101 | 180 |

Table 10.2: Songea District Council: Total Population by Age in Single Years, Five Year Age Groups, Sex and Rural-Urban

| Age | Total | | | Rural | | | Urban | | |
|----------------|----------------|---------------|---------------|----------------|---------------|---------------|---------------|---------------|---------------|
| | Both Sexes | Male | Female | Both Sexes | Male | Female | Both Sexes | Male | Female |
| Total | 173,821 | 86,548 | 87,273 | 150,863 | 75,534 | 75,329 | 22,958 | 11,014 | 11,944 |
| 0 | 5,237 | 2,569 | 2,668 | 4,504 | 2,200 | 2,304 | 733 | 369 | 364 |
| 1 | 4,600 | 2,519 | 2,081 | 4,039 | 2,194 | 1,845 | 561 | 325 | 236 |
| 2 | 5,100 | 2,561 | 2,539 | 4,522 | 2,270 | 2,252 | 578 | 291 | 287 |
| 3 | 4,679 | 2,366 | 2,313 | 4,097 | 2,076 | 2,021 | 582 | 290 | 292 |
| 4 | 5,634 | 2,915 | 2,719 | 5,029 | 2,600 | 2,429 | 605 | 315 | 290 |
| 0 - 4 | 25,250 | 12,930 | 12,320 | 22,191 | 11,340 | 10,851 | 3,059 | 1,590 | 1,469 |
| 5 | 5,479 | 2,474 | 3,005 | 4,751 | 2,146 | 2,605 | 728 | 328 | 400 |
| 6 | 5,101 | 2,477 | 2,624 | 4,476 | 2,172 | 2,304 | 625 | 305 | 320 |
| 7 | 5,100 | 2,497 | 2,603 | 4,530 | 2,213 | 2,317 | 570 | 284 | 286 |
| 8 | 4,893 | 2,227 | 2,666 | 4,286 | 1,951 | 2,335 | 607 | 276 | 331 |
| 9 | 5,158 | 2,338 | 2,820 | 4,545 | 2,077 | 2,468 | 613 | 261 | 352 |
| 5 - 9 | 25,731 | 12,013 | 13,718 | 22,588 | 10,559 | 12,029 | 3,143 | 1,454 | 1,689 |
| 10 | 4,592 | 2,370 | 2,222 | 4,014 | 2,067 | 1,947 | 578 | 303 | 275 |
| 11 | 3,856 | 2,005 | 1,851 | 3,407 | 1,783 | 1,624 | 449 | 222 | 227 |
| 12 | 5,600 | 2,924 | 2,676 | 4,919 | 2,570 | 2,349 | 681 | 354 | 327 |
| 13 | 3,923 | 1,916 | 2,007 | 3,451 | 1,692 | 1,759 | 472 | 224 | 248 |
| 14 | 4,261 | 2,428 | 1,833 | 3,626 | 2,070 | 1,556 | 635 | 358 | 277 |
| 10 - 14 | 22,232 | 11,643 | 10,589 | 19,417 | 10,182 | 9,235 | 2,815 | 1,461 | 1,354 |
| 15 | 3,134 | 1,742 | 1,392 | 2,669 | 1,501 | 1,168 | 465 | 241 | 224 |
| 16 | 3,096 | 1,654 | 1,442 | 2,557 | 1,390 | 1,167 | 539 | 264 | 275 |
| 17 | 3,248 | 1,635 | 1,613 | 2,639 | 1,372 | 1,267 | 609 | 263 | 346 |
| 18 | 3,267 | 1,656 | 1,611 | 2,712 | 1,412 | 1,300 | 555 | 244 | 311 |
| 19 | 2,639 | 1,307 | 1,332 | 2,254 | 1,123 | 1,131 | 385 | 184 | 201 |
| 15 - 19 | 15,384 | 7,994 | 7,390 | 12,831 | 6,798 | 6,033 | 2,553 | 1,196 | 1,357 |
| 20 | 3,550 | 1,671 | 1,879 | 2,986 | 1,407 | 1,579 | 564 | 264 | 300 |
| 21 | 2,317 | 1,150 | 1,167 | 1,969 | 971 | 998 | 348 | 179 | 169 |
| 22 | 3,386 | 1,682 | 1,704 | 2,915 | 1,460 | 1,455 | 471 | 222 | 249 |
| 23 | 2,408 | 1,192 | 1,216 | 2,025 | 998 | 1,027 | 383 | 194 | 189 |
| 24 | 2,533 | 1,212 | 1,321 | 2,156 | 1,036 | 1,120 | 377 | 176 | 201 |
| 20 - 24 | 14,194 | 6,907 | 7,287 | 12,051 | 5,872 | 6,179 | 2,143 | 1,035 | 1,108 |
| 25 | 3,290 | 1,858 | 1,432 | 2,812 | 1,590 | 1,222 | 478 | 268 | 210 |
| 26 | 2,591 | 1,295 | 1,296 | 2,230 | 1,117 | 1,113 | 361 | 178 | 183 |
| 27 | 2,117 | 1,020 | 1,097 | 1,803 | 873 | 930 | 314 | 147 | 167 |
| 28 | 2,943 | 1,331 | 1,612 | 2,532 | 1,148 | 1,384 | 411 | 183 | 228 |
| 29 | 1,946 | 934 | 1,012 | 1,659 | 799 | 860 | 287 | 135 | 152 |
| 25 - 29 | 12,887 | 6,438 | 6,449 | 11,036 | 5,527 | 5,509 | 1,851 | 911 | 940 |
| 30 | 3,248 | 1,658 | 1,590 | 2,774 | 1,423 | 1,351 | 474 | 235 | 239 |
| 31 | 1,782 | 834 | 948 | 1,535 | 715 | 820 | 247 | 119 | 128 |
| 32 | 2,759 | 1,384 | 1,375 | 2,413 | 1,216 | 1,197 | 346 | 168 | 178 |
| 33 | 1,624 | 765 | 859 | 1,400 | 679 | 721 | 224 | 86 | 138 |
| 34 | 1,916 | 1,020 | 896 | 1,684 | 903 | 781 | 232 | 117 | 115 |
| 30 - 34 | 11,329 | 5,661 | 5,668 | 9,806 | 4,936 | 4,870 | 1,523 | 725 | 798 |
| 35 | 2,493 | 1,299 | 1,194 | 2,155 | 1,139 | 1,016 | 338 | 160 | 178 |
| 36 | 1,800 | 861 | 939 | 1,552 | 742 | 810 | 248 | 119 | 129 |
| 37 | 1,807 | 890 | 917 | 1,567 | 773 | 794 | 240 | 117 | 123 |
| 38 | 2,265 | 1,237 | 1,028 | 1,938 | 1,068 | 870 | 327 | 169 | 158 |
| 39 | 1,542 | 777 | 765 | 1,363 | 700 | 663 | 179 | 77 | 102 |
| 35 - 39 | 9,907 | 5,064 | 4,843 | 8,575 | 4,422 | 4,153 | 1,332 | 642 | 690 |

Table 10.2: Songea District Council: Total Population by Age in Single Years, Five Year Age Groups, Sex and Rural-Urban

| Age | Total | | | Rural | | | Urban | | |
|----------------|--------------|--------------|--------------|--------------|--------------|--------------|------------|------------|------------|
| | Both Sexes | Male | Female | Both Sexes | Male | Female | Both Sexes | Male | Female |
| 40 | 2,502 | 1,268 | 1,234 | 2,183 | 1,115 | 1,068 | 319 | 153 | 166 |
| 41 | 1,055 | 522 | 533 | 936 | 474 | 462 | 119 | 48 | 71 |
| 42 | 1,823 | 916 | 907 | 1,606 | 821 | 785 | 217 | 95 | 122 |
| 43 | 1,247 | 597 | 650 | 1,083 | 531 | 552 | 164 | 66 | 98 |
| 44 | 1,298 | 651 | 647 | 1,128 | 572 | 556 | 170 | 79 | 91 |
| 40 - 44 | 7,925 | 3,954 | 3,971 | 6,936 | 3,513 | 3,423 | 989 | 441 | 548 |
| 45 | 1,854 | 864 | 990 | 1,614 | 748 | 866 | 240 | 116 | 124 |
| 46 | 1,375 | 629 | 746 | 1,197 | 556 | 641 | 178 | 73 | 105 |
| 47 | 1,073 | 538 | 535 | 943 | 482 | 461 | 130 | 56 | 74 |
| 48 | 1,651 | 919 | 732 | 1,445 | 810 | 635 | 206 | 109 | 97 |
| 49 | 1,065 | 528 | 537 | 939 | 477 | 462 | 126 | 51 | 75 |
| 45 - 49 | 7,018 | 3,478 | 3,540 | 6,138 | 3,073 | 3,065 | 880 | 405 | 475 |
| 50 | 1,808 | 860 | 948 | 1,569 | 756 | 813 | 239 | 104 | 135 |
| 51 | 865 | 441 | 424 | 763 | 389 | 374 | 102 | 52 | 50 |
| 52 | 1,309 | 659 | 650 | 1,126 | 577 | 549 | 183 | 82 | 101 |
| 53 | 827 | 334 | 493 | 715 | 295 | 420 | 112 | 39 | 73 |
| 54 | 931 | 443 | 488 | 822 | 397 | 425 | 109 | 46 | 63 |
| 50 - 54 | 5,740 | 2,737 | 3,003 | 4,995 | 2,414 | 2,581 | 745 | 323 | 422 |
| 55 | 957 | 478 | 479 | 851 | 433 | 418 | 106 | 45 | 61 |
| 56 | 784 | 391 | 393 | 657 | 337 | 320 | 127 | 54 | 73 |
| 57 | 669 | 307 | 362 | 594 | 268 | 326 | 75 | 39 | 36 |
| 58 | 931 | 433 | 498 | 835 | 394 | 441 | 96 | 39 | 57 |
| 59 | 580 | 274 | 306 | 502 | 245 | 257 | 78 | 29 | 49 |
| 55 - 59 | 3,921 | 1,883 | 2,038 | 3,439 | 1,677 | 1,762 | 482 | 206 | 276 |
| 60 | 1,575 | 620 | 955 | 1,373 | 545 | 828 | 202 | 75 | 127 |
| 61 | 548 | 276 | 272 | 486 | 250 | 236 | 62 | 26 | 36 |
| 62 | 831 | 404 | 427 | 734 | 364 | 370 | 97 | 40 | 57 |
| 63 | 513 | 270 | 243 | 445 | 233 | 212 | 68 | 37 | 31 |
| 64 | 576 | 291 | 285 | 500 | 256 | 244 | 76 | 35 | 41 |
| 60 - 64 | 4,043 | 1,861 | 2,182 | 3,538 | 1,648 | 1,890 | 505 | 213 | 292 |
| 65 | 845 | 440 | 405 | 747 | 397 | 350 | 98 | 43 | 55 |
| 66 | 452 | 256 | 196 | 405 | 229 | 176 | 47 | 27 | 20 |
| 67 | 525 | 265 | 260 | 468 | 246 | 222 | 57 | 19 | 38 |
| 68 | 468 | 211 | 257 | 417 | 190 | 227 | 51 | 21 | 30 |
| 69 | 348 | 151 | 197 | 299 | 130 | 169 | 49 | 21 | 28 |
| 65 - 69 | 2,638 | 1,323 | 1,315 | 2,336 | 1,192 | 1,144 | 302 | 131 | 171 |
| 70 | 986 | 410 | 576 | 889 | 358 | 531 | 97 | 52 | 45 |
| 71 | 232 | 111 | 121 | 214 | 107 | 107 | 18 | 4 | 14 |
| 72 | 515 | 242 | 273 | 445 | 216 | 229 | 70 | 26 | 44 |
| 73 | 319 | 151 | 168 | 286 | 138 | 148 | 33 | 13 | 20 |
| 74 | 334 | 184 | 150 | 294 | 167 | 127 | 40 | 17 | 23 |
| 70 - 74 | 2,386 | 1,098 | 1,288 | 2,128 | 986 | 1,142 | 258 | 112 | 146 |
| 75 | 422 | 216 | 206 | 377 | 194 | 183 | 45 | 22 | 23 |
| 76 | 321 | 168 | 153 | 289 | 153 | 136 | 32 | 15 | 17 |
| 77 | 247 | 131 | 116 | 215 | 118 | 97 | 32 | 13 | 19 |
| 78 | 318 | 160 | 158 | 274 | 139 | 135 | 44 | 21 | 23 |
| 79 | 238 | 118 | 120 | 211 | 110 | 101 | 27 | 8 | 19 |
| 75 - 79 | 1,546 | 793 | 753 | 1,366 | 714 | 652 | 180 | 79 | 101 |
| 80+ | 1,690 | 771 | 919 | 1,492 | 681 | 811 | 198 | 90 | 108 |

Table 10.3: Mbinga District Council: Total Population by Age in Single Years, Five Year Age Groups, Sex and Rural-Urban

| Age | Total | | | Rural | | | Urban | | |
|----------------|----------------|----------------|----------------|----------------|----------------|----------------|---------------|---------------|---------------|
| | Both Sexes | Male | Female | Both Sexes | Male | Female | Both Sexes | Male | Female |
| Total | 353,683 | 172,402 | 181,281 | 307,264 | 150,452 | 156,812 | 46,419 | 21,950 | 24,469 |
| 0 | 11,303 | 5,546 | 5,757 | 9,846 | 4,833 | 5,013 | 1,457 | 713 | 744 |
| 1 | 10,762 | 5,792 | 4,970 | 9,585 | 5,123 | 4,462 | 1,177 | 669 | 508 |
| 2 | 10,539 | 5,214 | 5,325 | 9,363 | 4,632 | 4,731 | 1,176 | 582 | 594 |
| 3 | 10,005 | 5,011 | 4,994 | 8,811 | 4,407 | 4,404 | 1,194 | 604 | 590 |
| 4 | 11,612 | 6,070 | 5,542 | 10,336 | 5,390 | 4,946 | 1,276 | 680 | 596 |
| 0 - 4 | 54,221 | 27,633 | 26,588 | 47,941 | 24,385 | 23,556 | 6,280 | 3,248 | 3,032 |
| 5 | 11,238 | 5,122 | 6,116 | 9,896 | 4,523 | 5,373 | 1,342 | 599 | 743 |
| 6 | 10,694 | 5,226 | 5,468 | 9,471 | 4,653 | 4,818 | 1,223 | 573 | 650 |
| 7 | 10,474 | 5,085 | 5,389 | 9,269 | 4,493 | 4,776 | 1,205 | 592 | 613 |
| 8 | 10,133 | 4,628 | 5,505 | 8,966 | 4,100 | 4,866 | 1,167 | 528 | 639 |
| 9 | 10,292 | 4,615 | 5,677 | 9,097 | 4,072 | 5,025 | 1,195 | 543 | 652 |
| 5 - 9 | 52,831 | 24,676 | 28,155 | 46,699 | 21,841 | 24,858 | 6,132 | 2,835 | 3,297 |
| 10 | 9,420 | 4,717 | 4,703 | 8,273 | 4,157 | 4,116 | 1,147 | 560 | 587 |
| 11 | 7,756 | 3,858 | 3,898 | 6,805 | 3,418 | 3,387 | 951 | 440 | 511 |
| 12 | 12,044 | 6,289 | 5,755 | 10,648 | 5,573 | 5,075 | 1,396 | 716 | 680 |
| 13 | 8,552 | 4,172 | 4,380 | 7,450 | 3,677 | 3,773 | 1,102 | 495 | 607 |
| 14 | 9,163 | 4,987 | 4,176 | 7,830 | 4,335 | 3,495 | 1,333 | 652 | 681 |
| 10 - 14 | 46,935 | 24,023 | 22,912 | 41,006 | 21,160 | 19,846 | 5,929 | 2,863 | 3,066 |
| 15 | 7,061 | 3,603 | 3,458 | 5,948 | 3,127 | 2,821 | 1,113 | 476 | 637 |
| 16 | 6,740 | 3,436 | 3,304 | 5,641 | 2,940 | 2,701 | 1,099 | 496 | 603 |
| 17 | 7,353 | 3,658 | 3,695 | 6,161 | 3,126 | 3,035 | 1,192 | 532 | 660 |
| 18 | 7,644 | 3,679 | 3,965 | 6,399 | 3,116 | 3,283 | 1,245 | 563 | 682 |
| 19 | 6,116 | 2,856 | 3,260 | 5,164 | 2,461 | 2,703 | 952 | 395 | 557 |
| 15 - 19 | 34,914 | 17,232 | 17,682 | 29,313 | 14,770 | 14,543 | 5,601 | 2,462 | 3,139 |
| 20 | 7,978 | 3,522 | 4,456 | 6,650 | 2,959 | 3,691 | 1,328 | 563 | 765 |
| 21 | 5,458 | 2,498 | 2,960 | 4,601 | 2,138 | 2,463 | 857 | 360 | 497 |
| 22 | 7,246 | 3,377 | 3,869 | 6,074 | 2,862 | 3,212 | 1,172 | 515 | 657 |
| 23 | 5,032 | 2,327 | 2,705 | 4,263 | 1,987 | 2,276 | 769 | 340 | 429 |
| 24 | 5,708 | 2,708 | 3,000 | 4,799 | 2,282 | 2,517 | 909 | 426 | 483 |
| 20 - 24 | 31,422 | 14,432 | 16,990 | 26,387 | 12,228 | 14,159 | 5,035 | 2,204 | 2,831 |
| 25 | 6,761 | 3,581 | 3,180 | 5,715 | 3,055 | 2,660 | 1,046 | 526 | 520 |
| 26 | 5,746 | 2,955 | 2,791 | 4,904 | 2,584 | 2,320 | 842 | 371 | 471 |
| 27 | 4,839 | 2,287 | 2,552 | 4,111 | 1,971 | 2,140 | 728 | 316 | 412 |
| 28 | 6,037 | 2,481 | 3,556 | 5,098 | 2,071 | 3,027 | 939 | 410 | 529 |
| 29 | 4,132 | 2,098 | 2,034 | 3,485 | 1,786 | 1,699 | 647 | 312 | 335 |
| 25 - 29 | 27,515 | 13,402 | 14,113 | 23,313 | 11,467 | 11,846 | 4,202 | 1,935 | 2,267 |
| 30 | 6,762 | 3,253 | 3,509 | 5,717 | 2,701 | 3,016 | 1,045 | 552 | 493 |
| 31 | 3,526 | 1,520 | 2,006 | 3,065 | 1,330 | 1,735 | 461 | 190 | 271 |
| 32 | 5,371 | 2,600 | 2,771 | 4,566 | 2,231 | 2,335 | 805 | 369 | 436 |
| 33 | 3,422 | 1,678 | 1,744 | 2,951 | 1,449 | 1,502 | 471 | 229 | 242 |
| 34 | 3,780 | 2,030 | 1,750 | 3,213 | 1,745 | 1,468 | 567 | 285 | 282 |
| 30 - 34 | 22,861 | 11,081 | 11,780 | 19,512 | 9,456 | 10,056 | 3,349 | 1,625 | 1,724 |
| 35 | 4,646 | 2,240 | 2,406 | 4,018 | 1,941 | 2,077 | 628 | 299 | 329 |
| 36 | 3,744 | 1,774 | 1,970 | 3,229 | 1,518 | 1,711 | 515 | 256 | 259 |
| 37 | 3,627 | 1,671 | 1,956 | 3,116 | 1,431 | 1,685 | 511 | 240 | 271 |
| 38 | 4,388 | 2,225 | 2,163 | 3,739 | 1,885 | 1,854 | 649 | 340 | 309 |
| 39 | 2,984 | 1,398 | 1,586 | 2,584 | 1,205 | 1,379 | 400 | 193 | 207 |
| 35 - 39 | 19,389 | 9,308 | 10,081 | 16,686 | 7,980 | 8,706 | 2,703 | 1,328 | 1,375 |

Table 10.3: Mbinga District Council: Total Population by Age in Single Years, Five Year Age Groups, Sex and Rural-Urban

| Age | Total | | | Rural | | | Urban | | |
|----------------|---------------|--------------|--------------|---------------|--------------|--------------|--------------|------------|------------|
| | Both Sexes | Male | Female | Both Sexes | Male | Female | Both Sexes | Male | Female |
| 40 | 4,670 | 2,216 | 2,454 | 4,078 | 1,922 | 2,156 | 592 | 294 | 298 |
| 41 | 2,074 | 1,024 | 1,050 | 1,788 | 869 | 919 | 286 | 155 | 131 |
| 42 | 3,766 | 1,826 | 1,940 | 3,291 | 1,602 | 1,689 | 475 | 224 | 251 |
| 43 | 2,249 | 1,026 | 1,223 | 1,952 | 895 | 1,057 | 297 | 131 | 166 |
| 44 | 2,408 | 1,200 | 1,208 | 2,113 | 1,044 | 1,069 | 295 | 156 | 139 |
| 40 - 44 | 15,167 | 7,292 | 7,875 | 13,222 | 6,332 | 6,890 | 1,945 | 960 | 985 |
| 45 | 3,656 | 1,680 | 1,976 | 3,188 | 1,451 | 1,737 | 468 | 229 | 239 |
| 46 | 3,269 | 1,624 | 1,645 | 2,895 | 1,429 | 1,466 | 374 | 195 | 179 |
| 47 | 2,101 | 1,006 | 1,095 | 1,856 | 910 | 946 | 245 | 96 | 149 |
| 48 | 2,999 | 1,464 | 1,535 | 2,686 | 1,290 | 1,396 | 313 | 174 | 139 |
| 49 | 2,014 | 984 | 1,030 | 1,782 | 871 | 911 | 232 | 113 | 119 |
| 45 - 49 | 14,039 | 6,758 | 7,281 | 12,407 | 5,951 | 6,456 | 1,632 | 807 | 825 |
| 50 | 3,364 | 1,644 | 1,720 | 2,950 | 1,456 | 1,494 | 414 | 188 | 226 |
| 51 | 1,554 | 790 | 764 | 1,390 | 700 | 690 | 164 | 90 | 74 |
| 52 | 2,351 | 1,149 | 1,202 | 2,092 | 1,029 | 1,063 | 259 | 120 | 139 |
| 53 | 1,558 | 627 | 931 | 1,412 | 565 | 847 | 146 | 62 | 84 |
| 54 | 1,602 | 775 | 827 | 1,424 | 680 | 744 | 178 | 95 | 83 |
| 50 - 54 | 10,429 | 4,985 | 5,444 | 9,268 | 4,430 | 4,838 | 1,161 | 555 | 606 |
| 55 | 1,632 | 789 | 843 | 1,459 | 689 | 770 | 173 | 100 | 73 |
| 56 | 1,386 | 709 | 677 | 1,267 | 648 | 619 | 119 | 61 | 58 |
| 57 | 1,080 | 533 | 547 | 955 | 473 | 482 | 125 | 60 | 65 |
| 58 | 1,462 | 672 | 790 | 1,325 | 615 | 710 | 137 | 57 | 80 |
| 59 | 947 | 466 | 481 | 847 | 415 | 432 | 100 | 51 | 49 |
| 55 - 59 | 6,507 | 3,169 | 3,338 | 5,853 | 2,840 | 3,013 | 654 | 329 | 325 |
| 60 | 2,610 | 1,026 | 1,584 | 2,329 | 909 | 1,420 | 281 | 117 | 164 |
| 61 | 668 | 330 | 338 | 588 | 291 | 297 | 80 | 39 | 41 |
| 62 | 1,207 | 607 | 600 | 1,089 | 552 | 537 | 118 | 55 | 63 |
| 63 | 748 | 378 | 370 | 669 | 352 | 317 | 79 | 26 | 53 |
| 64 | 787 | 399 | 388 | 704 | 364 | 340 | 83 | 35 | 48 |
| 60 - 64 | 6,020 | 2,740 | 3,280 | 5,379 | 2,468 | 2,911 | 641 | 272 | 369 |
| 65 | 1,240 | 644 | 596 | 1,117 | 582 | 535 | 123 | 62 | 61 |
| 66 | 554 | 284 | 270 | 477 | 239 | 238 | 77 | 45 | 32 |
| 67 | 618 | 290 | 328 | 564 | 270 | 294 | 54 | 20 | 34 |
| 68 | 800 | 332 | 468 | 716 | 292 | 424 | 84 | 40 | 44 |
| 69 | 416 | 200 | 216 | 368 | 182 | 186 | 48 | 18 | 30 |
| 65 - 69 | 3,628 | 1,750 | 1,878 | 3,242 | 1,565 | 1,677 | 386 | 185 | 201 |
| 70 | 1,443 | 650 | 793 | 1,301 | 591 | 710 | 142 | 59 | 83 |
| 71 | 362 | 197 | 165 | 325 | 182 | 143 | 37 | 15 | 22 |
| 72 | 685 | 340 | 345 | 622 | 305 | 317 | 63 | 35 | 28 |
| 73 | 365 | 211 | 154 | 318 | 191 | 127 | 47 | 20 | 27 |
| 74 | 374 | 193 | 181 | 349 | 180 | 169 | 25 | 13 | 12 |
| 70 - 74 | 3,229 | 1,591 | 1,638 | 2,915 | 1,449 | 1,466 | 314 | 142 | 172 |
| 75 | 702 | 329 | 373 | 637 | 306 | 331 | 65 | 23 | 42 |
| 76 | 446 | 223 | 223 | 400 | 196 | 204 | 46 | 27 | 19 |
| 77 | 321 | 189 | 132 | 283 | 169 | 114 | 38 | 20 | 18 |
| 78 | 471 | 219 | 252 | 441 | 198 | 243 | 30 | 21 | 9 |
| 79 | 347 | 182 | 165 | 314 | 172 | 142 | 33 | 10 | 23 |
| 75 - 79 | 2,287 | 1,142 | 1,145 | 2,075 | 1,041 | 1,034 | 212 | 101 | 111 |
| 80+ | 2,289 | 1,188 | 1,101 | 2,046 | 1,089 | 957 | 243 | 99 | 144 |

Table 10.4: Songea Municipal Council: Total Population by Age in Single Years, Five Year Age Groups, Sex and Rural-Urban

| Age | Total | | | Rural | | | Urban | | |
|----------------|----------------|---------------|----------------|------------|----------|----------|----------------|---------------|----------------|
| | Both Sexes | Male | Female | Both Sexes | Male | Female | Both Sexes | Male | Female |
| Total | 203,309 | 96,347 | 106,962 | 0 | 0 | 0 | 203,309 | 96,347 | 106,962 |
| 0 | 6,403 | 3,145 | 3,258 | 0 | 0 | 0 | 6,403 | 3,145 | 3,258 |
| 1 | 5,342 | 2,867 | 2,475 | 0 | 0 | 0 | 5,342 | 2,867 | 2,475 |
| 2 | 5,322 | 2,634 | 2,688 | 0 | 0 | 0 | 5,322 | 2,634 | 2,688 |
| 3 | 5,089 | 2,484 | 2,605 | 0 | 0 | 0 | 5,089 | 2,484 | 2,605 |
| 4 | 5,759 | 2,949 | 2,810 | 0 | 0 | 0 | 5,759 | 2,949 | 2,810 |
| 0 - 4 | 27,915 | 14,079 | 13,836 | 0 | 0 | 0 | 27,915 | 14,079 | 13,836 |
| 5 | 5,620 | 2,547 | 3,073 | 0 | 0 | 0 | 5,620 | 2,547 | 3,073 |
| 6 | 4,873 | 2,359 | 2,514 | 0 | 0 | 0 | 4,873 | 2,359 | 2,514 |
| 7 | 5,217 | 2,512 | 2,705 | 0 | 0 | 0 | 5,217 | 2,512 | 2,705 |
| 8 | 5,100 | 2,262 | 2,838 | 0 | 0 | 0 | 5,100 | 2,262 | 2,838 |
| 9 | 5,740 | 2,473 | 3,267 | 0 | 0 | 0 | 5,740 | 2,473 | 3,267 |
| 5 - 9 | 26,550 | 12,153 | 14,397 | 0 | 0 | 0 | 26,550 | 12,153 | 14,397 |
| 10 | 5,320 | 2,558 | 2,762 | 0 | 0 | 0 | 5,320 | 2,558 | 2,762 |
| 11 | 4,220 | 2,070 | 2,150 | 0 | 0 | 0 | 4,220 | 2,070 | 2,150 |
| 12 | 6,486 | 3,255 | 3,231 | 0 | 0 | 0 | 6,486 | 3,255 | 3,231 |
| 13 | 4,588 | 2,192 | 2,396 | 0 | 0 | 0 | 4,588 | 2,192 | 2,396 |
| 14 | 5,103 | 2,595 | 2,508 | 0 | 0 | 0 | 5,103 | 2,595 | 2,508 |
| 10 - 14 | 25,717 | 12,670 | 13,047 | 0 | 0 | 0 | 25,717 | 12,670 | 13,047 |
| 15 | 4,815 | 2,295 | 2,520 | 0 | 0 | 0 | 4,815 | 2,295 | 2,520 |
| 16 | 4,866 | 2,236 | 2,630 | 0 | 0 | 0 | 4,866 | 2,236 | 2,630 |
| 17 | 5,164 | 2,435 | 2,729 | 0 | 0 | 0 | 5,164 | 2,435 | 2,729 |
| 18 | 5,013 | 2,313 | 2,700 | 0 | 0 | 0 | 5,013 | 2,313 | 2,700 |
| 19 | 4,042 | 1,821 | 2,221 | 0 | 0 | 0 | 4,042 | 1,821 | 2,221 |
| 15 - 19 | 23,900 | 11,100 | 12,800 | 0 | 0 | 0 | 23,900 | 11,100 | 12,800 |
| 20 | 5,385 | 2,414 | 2,971 | 0 | 0 | 0 | 5,385 | 2,414 | 2,971 |
| 21 | 3,249 | 1,505 | 1,744 | 0 | 0 | 0 | 3,249 | 1,505 | 1,744 |
| 22 | 4,449 | 2,048 | 2,401 | 0 | 0 | 0 | 4,449 | 2,048 | 2,401 |
| 23 | 3,258 | 1,446 | 1,812 | 0 | 0 | 0 | 3,258 | 1,446 | 1,812 |
| 24 | 3,620 | 1,636 | 1,984 | 0 | 0 | 0 | 3,620 | 1,636 | 1,984 |
| 20 - 24 | 19,961 | 9,049 | 10,912 | 0 | 0 | 0 | 19,961 | 9,049 | 10,912 |
| 25 | 4,379 | 2,243 | 2,136 | 0 | 0 | 0 | 4,379 | 2,243 | 2,136 |
| 26 | 3,499 | 1,634 | 1,865 | 0 | 0 | 0 | 3,499 | 1,634 | 1,865 |
| 27 | 2,951 | 1,273 | 1,678 | 0 | 0 | 0 | 2,951 | 1,273 | 1,678 |
| 28 | 4,137 | 1,738 | 2,399 | 0 | 0 | 0 | 4,137 | 1,738 | 2,399 |
| 29 | 2,705 | 1,267 | 1,438 | 0 | 0 | 0 | 2,705 | 1,267 | 1,438 |
| 25 - 29 | 17,671 | 8,155 | 9,516 | 0 | 0 | 0 | 17,671 | 8,155 | 9,516 |
| 30 | 4,571 | 2,197 | 2,374 | 0 | 0 | 0 | 4,571 | 2,197 | 2,374 |
| 31 | 2,062 | 899 | 1,163 | 0 | 0 | 0 | 2,062 | 899 | 1,163 |
| 32 | 3,525 | 1,641 | 1,884 | 0 | 0 | 0 | 3,525 | 1,641 | 1,884 |
| 33 | 2,155 | 966 | 1,189 | 0 | 0 | 0 | 2,155 | 966 | 1,189 |
| 34 | 2,367 | 1,231 | 1,136 | 0 | 0 | 0 | 2,367 | 1,231 | 1,136 |
| 30 - 34 | 14,680 | 6,934 | 7,746 | 0 | 0 | 0 | 14,680 | 6,934 | 7,746 |
| 35 | 3,053 | 1,480 | 1,573 | 0 | 0 | 0 | 3,053 | 1,480 | 1,573 |
| 36 | 2,205 | 1,041 | 1,164 | 0 | 0 | 0 | 2,205 | 1,041 | 1,164 |
| 37 | 2,185 | 1,005 | 1,180 | 0 | 0 | 0 | 2,185 | 1,005 | 1,180 |
| 38 | 2,666 | 1,373 | 1,293 | 0 | 0 | 0 | 2,666 | 1,373 | 1,293 |
| 39 | 1,628 | 730 | 898 | 0 | 0 | 0 | 1,628 | 730 | 898 |
| 35 - 39 | 11,737 | 5,629 | 6,108 | 0 | 0 | 0 | 11,737 | 5,629 | 6,108 |

Table 10.4: Songea Municipal Council: Total Population by Age in Single Years, Five Year Age Groups, Sex and Rural-Urban

| Age | Total | | | Rural | | | Urban | | |
|----------------|--------------|--------------|--------------|------------|----------|----------|--------------|--------------|--------------|
| | Both Sexes | Male | Female | Both Sexes | Male | Female | Both Sexes | Male | Female |
| 40 | 2,902 | 1,387 | 1,515 | 0 | 0 | 0 | 2,902 | 1,387 | 1,515 |
| 41 | 1,076 | 517 | 559 | 0 | 0 | 0 | 1,076 | 517 | 559 |
| 42 | 2,149 | 1,044 | 1,105 | 0 | 0 | 0 | 2,149 | 1,044 | 1,105 |
| 43 | 1,170 | 526 | 644 | 0 | 0 | 0 | 1,170 | 526 | 644 |
| 44 | 1,195 | 572 | 623 | 0 | 0 | 0 | 1,195 | 572 | 623 |
| 40 - 44 | 8,492 | 4,046 | 4,446 | 0 | 0 | 0 | 8,492 | 4,046 | 4,446 |
| 45 | 2,061 | 933 | 1,128 | 0 | 0 | 0 | 2,061 | 933 | 1,128 |
| 46 | 1,654 | 830 | 824 | 0 | 0 | 0 | 1,654 | 830 | 824 |
| 47 | 1,090 | 522 | 568 | 0 | 0 | 0 | 1,090 | 522 | 568 |
| 48 | 1,429 | 640 | 789 | 0 | 0 | 0 | 1,429 | 640 | 789 |
| 49 | 973 | 428 | 545 | 0 | 0 | 0 | 973 | 428 | 545 |
| 45 - 49 | 7,207 | 3,353 | 3,854 | 0 | 0 | 0 | 7,207 | 3,353 | 3,854 |
| 50 | 1,765 | 869 | 896 | 0 | 0 | 0 | 1,765 | 869 | 896 |
| 51 | 831 | 395 | 436 | 0 | 0 | 0 | 831 | 395 | 436 |
| 52 | 1,196 | 589 | 607 | 0 | 0 | 0 | 1,196 | 589 | 607 |
| 53 | 838 | 355 | 483 | 0 | 0 | 0 | 838 | 355 | 483 |
| 54 | 913 | 465 | 448 | 0 | 0 | 0 | 913 | 465 | 448 |
| 50 - 54 | 5,543 | 2,673 | 2,870 | 0 | 0 | 0 | 5,543 | 2,673 | 2,870 |
| 55 | 869 | 420 | 449 | 0 | 0 | 0 | 869 | 420 | 449 |
| 56 | 734 | 384 | 350 | 0 | 0 | 0 | 734 | 384 | 350 |
| 57 | 614 | 302 | 312 | 0 | 0 | 0 | 614 | 302 | 312 |
| 58 | 828 | 389 | 439 | 0 | 0 | 0 | 828 | 389 | 439 |
| 59 | 540 | 248 | 292 | 0 | 0 | 0 | 540 | 248 | 292 |
| 55 - 59 | 3,585 | 1,743 | 1,842 | 0 | 0 | 0 | 3,585 | 1,743 | 1,842 |
| 60 | 1,554 | 603 | 951 | 0 | 0 | 0 | 1,554 | 603 | 951 |
| 61 | 478 | 219 | 259 | 0 | 0 | 0 | 478 | 219 | 259 |
| 62 | 730 | 373 | 357 | 0 | 0 | 0 | 730 | 373 | 357 |
| 63 | 468 | 230 | 238 | 0 | 0 | 0 | 468 | 230 | 238 |
| 64 | 523 | 270 | 253 | 0 | 0 | 0 | 523 | 270 | 253 |
| 60 - 64 | 3,753 | 1,695 | 2,058 | 0 | 0 | 0 | 3,753 | 1,695 | 2,058 |
| 65 | 799 | 390 | 409 | 0 | 0 | 0 | 799 | 390 | 409 |
| 66 | 340 | 177 | 163 | 0 | 0 | 0 | 340 | 177 | 163 |
| 67 | 349 | 163 | 186 | 0 | 0 | 0 | 349 | 163 | 186 |
| 68 | 427 | 186 | 241 | 0 | 0 | 0 | 427 | 186 | 241 |
| 69 | 264 | 139 | 125 | 0 | 0 | 0 | 264 | 139 | 125 |
| 65 - 69 | 2,179 | 1,055 | 1,124 | 0 | 0 | 0 | 2,179 | 1,055 | 1,124 |
| 70 | 784 | 327 | 457 | 0 | 0 | 0 | 784 | 327 | 457 |
| 71 | 206 | 101 | 105 | 0 | 0 | 0 | 206 | 101 | 105 |
| 72 | 391 | 197 | 194 | 0 | 0 | 0 | 391 | 197 | 194 |
| 73 | 248 | 124 | 124 | 0 | 0 | 0 | 248 | 124 | 124 |
| 74 | 228 | 124 | 104 | 0 | 0 | 0 | 228 | 124 | 104 |
| 70 - 74 | 1,857 | 873 | 984 | 0 | 0 | 0 | 1,857 | 873 | 984 |
| 75 | 344 | 158 | 186 | 0 | 0 | 0 | 344 | 158 | 186 |
| 76 | 220 | 110 | 110 | 0 | 0 | 0 | 220 | 110 | 110 |
| 77 | 174 | 93 | 81 | 0 | 0 | 0 | 174 | 93 | 81 |
| 78 | 233 | 115 | 118 | 0 | 0 | 0 | 233 | 115 | 118 |
| 79 | 178 | 87 | 91 | 0 | 0 | 0 | 178 | 87 | 91 |
| 75 - 79 | 1,149 | 563 | 586 | 0 | 0 | 0 | 1,149 | 563 | 586 |
| 80+ | 1,413 | 577 | 836 | 0 | 0 | 0 | 1,413 | 577 | 836 |

Table 10.5: Namtumbo District Council: Total Population by Age in Single Years, Five Year Age Groups, Sex and Rural-Urban

| Age | Total | | | Rural | | | Urban | | |
|----------------|----------------|---------------|----------------|----------------|---------------|---------------|---------------|---------------|---------------|
| | Both Sexes | Male | Female | Both Sexes | Male | Female | Both Sexes | Male | Female |
| Total | 201,639 | 98,335 | 103,304 | 174,232 | 85,015 | 89,217 | 27,407 | 13,320 | 14,087 |
| 0 | 6,785 | 3,307 | 3,478 | 5,927 | 2,889 | 3,038 | 858 | 418 | 440 |
| 1 | 6,436 | 3,443 | 2,993 | 5,640 | 3,027 | 2,613 | 796 | 416 | 380 |
| 2 | 6,253 | 3,058 | 3,195 | 5,433 | 2,661 | 2,772 | 820 | 397 | 423 |
| 3 | 6,001 | 3,067 | 2,934 | 5,223 | 2,678 | 2,545 | 778 | 389 | 389 |
| 4 | 6,279 | 3,232 | 3,047 | 5,483 | 2,819 | 2,664 | 796 | 413 | 383 |
| 0 - 4 | 31,754 | 16,107 | 15,647 | 27,706 | 14,074 | 13,632 | 4,048 | 2,033 | 2,015 |
| 5 | 6,621 | 2,963 | 3,658 | 5,801 | 2,599 | 3,202 | 820 | 364 | 456 |
| 6 | 6,138 | 3,003 | 3,135 | 5,392 | 2,649 | 2,743 | 746 | 354 | 392 |
| 7 | 6,117 | 3,075 | 3,042 | 5,334 | 2,690 | 2,644 | 783 | 385 | 398 |
| 8 | 6,012 | 2,696 | 3,316 | 5,248 | 2,368 | 2,880 | 764 | 328 | 436 |
| 9 | 5,740 | 2,684 | 3,056 | 4,963 | 2,308 | 2,655 | 777 | 376 | 401 |
| 5 - 9 | 30,628 | 14,421 | 16,207 | 26,738 | 12,614 | 14,124 | 3,890 | 1,807 | 2,083 |
| 10 | 5,846 | 2,902 | 2,944 | 5,027 | 2,506 | 2,521 | 819 | 396 | 423 |
| 11 | 4,611 | 2,259 | 2,352 | 3,953 | 1,938 | 2,015 | 658 | 321 | 337 |
| 12 | 6,995 | 3,651 | 3,344 | 6,015 | 3,130 | 2,885 | 980 | 521 | 459 |
| 13 | 4,607 | 2,311 | 2,296 | 3,991 | 2,010 | 1,981 | 616 | 301 | 315 |
| 14 | 5,726 | 3,388 | 2,338 | 4,885 | 2,869 | 2,016 | 841 | 519 | 322 |
| 10 - 14 | 27,785 | 14,511 | 13,274 | 23,871 | 12,453 | 11,418 | 3,914 | 2,058 | 1,856 |
| 15 | 4,248 | 2,349 | 1,899 | 3,602 | 1,998 | 1,604 | 646 | 351 | 295 |
| 16 | 3,635 | 1,912 | 1,723 | 3,084 | 1,620 | 1,464 | 551 | 292 | 259 |
| 17 | 3,539 | 1,825 | 1,714 | 3,019 | 1,571 | 1,448 | 520 | 254 | 266 |
| 18 | 4,014 | 1,980 | 2,034 | 3,418 | 1,674 | 1,744 | 596 | 306 | 290 |
| 19 | 2,866 | 1,394 | 1,472 | 2,419 | 1,166 | 1,253 | 447 | 228 | 219 |
| 15 - 19 | 18,302 | 9,460 | 8,842 | 15,542 | 8,029 | 7,513 | 2,760 | 1,431 | 1,329 |
| 20 | 4,255 | 1,858 | 2,397 | 3,660 | 1,566 | 2,094 | 595 | 292 | 303 |
| 21 | 2,235 | 1,057 | 1,178 | 1,921 | 904 | 1,017 | 314 | 153 | 161 |
| 22 | 3,302 | 1,403 | 1,899 | 2,806 | 1,203 | 1,603 | 496 | 200 | 296 |
| 23 | 2,205 | 1,003 | 1,202 | 1,853 | 850 | 1,003 | 352 | 153 | 199 |
| 24 | 2,725 | 1,127 | 1,598 | 2,317 | 969 | 1,348 | 408 | 158 | 250 |
| 20 - 24 | 14,722 | 6,448 | 8,274 | 12,557 | 5,492 | 7,065 | 2,165 | 956 | 1,209 |
| 25 | 3,901 | 1,927 | 1,974 | 3,346 | 1,646 | 1,700 | 555 | 281 | 274 |
| 26 | 2,875 | 1,364 | 1,511 | 2,442 | 1,162 | 1,280 | 433 | 202 | 231 |
| 27 | 2,379 | 1,093 | 1,286 | 2,055 | 946 | 1,109 | 324 | 147 | 177 |
| 28 | 3,336 | 1,311 | 2,025 | 2,862 | 1,121 | 1,741 | 474 | 190 | 284 |
| 29 | 2,320 | 1,084 | 1,236 | 2,026 | 950 | 1,076 | 294 | 134 | 160 |
| 25 - 29 | 14,811 | 6,779 | 8,032 | 12,731 | 5,825 | 6,906 | 2,080 | 954 | 1,126 |
| 30 | 4,610 | 2,046 | 2,564 | 3,982 | 1,761 | 2,221 | 628 | 285 | 343 |
| 31 | 1,876 | 781 | 1,095 | 1,629 | 676 | 953 | 247 | 105 | 142 |
| 32 | 3,041 | 1,435 | 1,606 | 2,617 | 1,235 | 1,382 | 424 | 200 | 224 |
| 33 | 1,824 | 916 | 908 | 1,578 | 809 | 769 | 246 | 107 | 139 |
| 34 | 1,916 | 984 | 932 | 1,678 | 876 | 802 | 238 | 108 | 130 |
| 30 - 34 | 13,267 | 6,162 | 7,105 | 11,484 | 5,357 | 6,127 | 1,783 | 805 | 978 |
| 35 | 3,185 | 1,530 | 1,655 | 2,725 | 1,301 | 1,424 | 460 | 229 | 231 |
| 36 | 2,019 | 981 | 1,038 | 1,766 | 851 | 915 | 253 | 130 | 123 |
| 37 | 1,864 | 854 | 1,010 | 1,611 | 733 | 878 | 253 | 121 | 132 |
| 38 | 2,635 | 1,361 | 1,274 | 2,282 | 1,184 | 1,098 | 353 | 177 | 176 |
| 39 | 1,765 | 857 | 908 | 1,540 | 745 | 795 | 225 | 112 | 113 |
| 35 - 39 | 11,468 | 5,583 | 5,885 | 9,924 | 4,814 | 5,110 | 1,544 | 769 | 775 |

Table 10.5: Namtumbo District Council: Total Population by Age in Single Years, Five Year Age Groups, Sex and Rural-Urban

| Age | Total | | | Rural | | | Urban | | |
|----------------|--------------|--------------|--------------|--------------|--------------|--------------|--------------|------------|------------|
| | Both Sexes | Male | Female | Both Sexes | Male | Female | Both Sexes | Male | Female |
| 40 | 3,246 | 1,548 | 1,698 | 2,826 | 1,358 | 1,468 | 420 | 190 | 230 |
| 41 | 1,095 | 550 | 545 | 946 | 467 | 479 | 149 | 83 | 66 |
| 42 | 2,026 | 1,015 | 1,011 | 1,747 | 883 | 864 | 279 | 132 | 147 |
| 43 | 1,257 | 578 | 679 | 1,086 | 497 | 589 | 171 | 81 | 90 |
| 44 | 1,350 | 643 | 707 | 1,184 | 573 | 611 | 166 | 70 | 96 |
| 40 - 44 | 8,974 | 4,334 | 4,640 | 7,789 | 3,778 | 4,011 | 1,185 | 556 | 629 |
| 45 | 2,312 | 1,076 | 1,236 | 1,973 | 936 | 1,037 | 339 | 140 | 199 |
| 46 | 1,595 | 789 | 806 | 1,385 | 687 | 698 | 210 | 102 | 108 |
| 47 | 953 | 470 | 483 | 809 | 401 | 408 | 144 | 69 | 75 |
| 48 | 1,515 | 771 | 744 | 1,280 | 649 | 631 | 235 | 122 | 113 |
| 49 | 1,032 | 494 | 538 | 892 | 425 | 467 | 140 | 69 | 71 |
| 45 - 49 | 7,407 | 3,600 | 3,807 | 6,339 | 3,098 | 3,241 | 1,068 | 502 | 566 |
| 50 | 2,240 | 997 | 1,243 | 1,915 | 856 | 1,059 | 325 | 141 | 184 |
| 51 | 870 | 420 | 450 | 747 | 366 | 381 | 123 | 54 | 69 |
| 52 | 1,272 | 618 | 654 | 1,106 | 537 | 569 | 166 | 81 | 85 |
| 53 | 750 | 311 | 439 | 643 | 257 | 386 | 107 | 54 | 53 |
| 54 | 822 | 412 | 410 | 699 | 341 | 358 | 123 | 71 | 52 |
| 50 - 54 | 5,954 | 2,758 | 3,196 | 5,110 | 2,357 | 2,753 | 844 | 401 | 443 |
| 55 | 1,083 | 507 | 576 | 929 | 425 | 504 | 154 | 82 | 72 |
| 56 | 786 | 414 | 372 | 677 | 364 | 313 | 109 | 50 | 59 |
| 57 | 518 | 252 | 266 | 447 | 221 | 226 | 71 | 31 | 40 |
| 58 | 918 | 455 | 463 | 811 | 400 | 411 | 107 | 55 | 52 |
| 59 | 528 | 262 | 266 | 456 | 229 | 227 | 72 | 33 | 39 |
| 55 - 59 | 3,833 | 1,890 | 1,943 | 3,320 | 1,639 | 1,681 | 513 | 251 | 262 |
| 60 | 1,993 | 875 | 1,118 | 1,735 | 762 | 973 | 258 | 113 | 145 |
| 61 | 444 | 206 | 238 | 380 | 178 | 202 | 64 | 28 | 36 |
| 62 | 812 | 410 | 402 | 717 | 366 | 351 | 95 | 44 | 51 |
| 63 | 463 | 233 | 230 | 390 | 192 | 198 | 73 | 41 | 32 |
| 64 | 495 | 260 | 235 | 440 | 227 | 213 | 55 | 33 | 22 |
| 60 - 64 | 4,207 | 1,984 | 2,223 | 3,662 | 1,725 | 1,937 | 545 | 259 | 286 |
| 65 | 1,053 | 527 | 526 | 895 | 442 | 453 | 158 | 85 | 73 |
| 66 | 335 | 181 | 154 | 292 | 152 | 140 | 43 | 29 | 14 |
| 67 | 447 | 237 | 210 | 397 | 211 | 186 | 50 | 26 | 24 |
| 68 | 582 | 265 | 317 | 519 | 232 | 287 | 63 | 33 | 30 |
| 69 | 259 | 119 | 140 | 220 | 102 | 118 | 39 | 17 | 22 |
| 65 - 69 | 2,676 | 1,329 | 1,347 | 2,323 | 1,139 | 1,184 | 353 | 190 | 163 |
| 70 | 1,280 | 625 | 655 | 1,111 | 541 | 570 | 169 | 84 | 85 |
| 71 | 215 | 123 | 92 | 187 | 109 | 78 | 28 | 14 | 14 |
| 72 | 452 | 246 | 206 | 401 | 222 | 179 | 51 | 24 | 27 |
| 73 | 231 | 131 | 100 | 194 | 116 | 78 | 37 | 15 | 22 |
| 74 | 229 | 122 | 107 | 201 | 105 | 96 | 28 | 17 | 11 |
| 70 - 74 | 2,407 | 1,247 | 1,160 | 2,094 | 1,093 | 1,001 | 313 | 154 | 159 |
| 75 | 548 | 272 | 276 | 480 | 241 | 239 | 68 | 31 | 37 |
| 76 | 281 | 153 | 128 | 235 | 128 | 107 | 46 | 25 | 21 |
| 77 | 184 | 122 | 62 | 166 | 110 | 56 | 18 | 12 | 6 |
| 78 | 343 | 157 | 186 | 305 | 137 | 168 | 38 | 20 | 18 |
| 79 | 198 | 117 | 81 | 176 | 110 | 66 | 22 | 7 | 15 |
| 75 - 79 | 1,554 | 821 | 733 | 1,362 | 726 | 636 | 192 | 95 | 97 |
| 80+ | 1,890 | 901 | 989 | 1,680 | 802 | 878 | 210 | 99 | 111 |

Table 10.6: Nyasa District Council: Total Population by Age in Single Years, Five Year Age Groups, Sex and Rural-Urban

| Age | Total | | | Rural | | | Urban | | |
|----------------|----------------|---------------|---------------|----------------|---------------|---------------|--------------|--------------|--------------|
| | Both Sexes | Male | Female | Both Sexes | Male | Female | Both Sexes | Male | Female |
| Total | 146,160 | 71,392 | 74,768 | 138,194 | 67,642 | 70,552 | 7,966 | 3,750 | 4,216 |
| 0 | 4,873 | 2,422 | 2,451 | 4,638 | 2,306 | 2,332 | 235 | 116 | 119 |
| 1 | 4,634 | 2,510 | 2,124 | 4,413 | 2,380 | 2,033 | 221 | 130 | 91 |
| 2 | 4,540 | 2,215 | 2,325 | 4,318 | 2,117 | 2,201 | 222 | 98 | 124 |
| 3 | 4,388 | 2,208 | 2,180 | 4,156 | 2,086 | 2,070 | 232 | 122 | 110 |
| 4 | 4,991 | 2,612 | 2,379 | 4,772 | 2,496 | 2,276 | 219 | 116 | 103 |
| 0 - 4 | 23,426 | 11,967 | 11,459 | 22,297 | 11,385 | 10,912 | 1,129 | 582 | 547 |
| 5 | 5,010 | 2,274 | 2,736 | 4,763 | 2,166 | 2,597 | 247 | 108 | 139 |
| 6 | 4,569 | 2,249 | 2,320 | 4,358 | 2,144 | 2,214 | 211 | 105 | 106 |
| 7 | 4,549 | 2,240 | 2,309 | 4,328 | 2,143 | 2,185 | 221 | 97 | 124 |
| 8 | 4,238 | 2,015 | 2,223 | 4,014 | 1,934 | 2,080 | 224 | 81 | 143 |
| 9 | 4,367 | 1,957 | 2,410 | 4,160 | 1,866 | 2,294 | 207 | 91 | 116 |
| 5 - 9 | 22,733 | 10,735 | 11,998 | 21,623 | 10,253 | 11,370 | 1,110 | 482 | 628 |
| 10 | 4,054 | 1,980 | 2,074 | 3,859 | 1,889 | 1,970 | 195 | 91 | 104 |
| 11 | 3,272 | 1,653 | 1,619 | 3,100 | 1,572 | 1,528 | 172 | 81 | 91 |
| 12 | 5,007 | 2,712 | 2,295 | 4,736 | 2,573 | 2,163 | 271 | 139 | 132 |
| 13 | 3,423 | 1,691 | 1,732 | 3,236 | 1,606 | 1,630 | 187 | 85 | 102 |
| 14 | 3,588 | 2,083 | 1,505 | 3,386 | 1,968 | 1,418 | 202 | 115 | 87 |
| 10 - 14 | 19,344 | 10,119 | 9,225 | 18,317 | 9,608 | 8,709 | 1,027 | 511 | 516 |
| 15 | 2,662 | 1,425 | 1,237 | 2,497 | 1,353 | 1,144 | 165 | 72 | 93 |
| 16 | 2,464 | 1,272 | 1,192 | 2,313 | 1,202 | 1,111 | 151 | 70 | 81 |
| 17 | 2,547 | 1,305 | 1,242 | 2,420 | 1,244 | 1,176 | 127 | 61 | 66 |
| 18 | 2,818 | 1,369 | 1,449 | 2,654 | 1,300 | 1,354 | 164 | 69 | 95 |
| 19 | 2,136 | 1,002 | 1,134 | 2,013 | 947 | 1,066 | 123 | 55 | 68 |
| 15 - 19 | 12,627 | 6,373 | 6,254 | 11,897 | 6,046 | 5,851 | 730 | 327 | 403 |
| 20 | 3,004 | 1,259 | 1,745 | 2,829 | 1,195 | 1,634 | 175 | 64 | 111 |
| 21 | 1,950 | 871 | 1,079 | 1,842 | 820 | 1,022 | 108 | 51 | 57 |
| 22 | 2,621 | 1,156 | 1,465 | 2,488 | 1,097 | 1,391 | 133 | 59 | 74 |
| 23 | 1,870 | 846 | 1,024 | 1,771 | 804 | 967 | 99 | 42 | 57 |
| 24 | 2,163 | 961 | 1,202 | 2,039 | 907 | 1,132 | 124 | 54 | 70 |
| 20 - 24 | 11,608 | 5,093 | 6,515 | 10,969 | 4,823 | 6,146 | 639 | 270 | 369 |
| 25 | 2,618 | 1,352 | 1,266 | 2,476 | 1,277 | 1,199 | 142 | 75 | 67 |
| 26 | 2,292 | 1,112 | 1,180 | 2,163 | 1,058 | 1,105 | 129 | 54 | 75 |
| 27 | 1,818 | 837 | 981 | 1,710 | 792 | 918 | 108 | 45 | 63 |
| 28 | 2,485 | 961 | 1,524 | 2,346 | 903 | 1,443 | 139 | 58 | 81 |
| 29 | 1,745 | 811 | 934 | 1,635 | 764 | 871 | 110 | 47 | 63 |
| 25 - 29 | 10,958 | 5,073 | 5,885 | 10,330 | 4,794 | 5,536 | 628 | 279 | 349 |
| 30 | 2,708 | 1,268 | 1,440 | 2,552 | 1,193 | 1,359 | 156 | 75 | 81 |
| 31 | 1,487 | 689 | 798 | 1,402 | 660 | 742 | 85 | 29 | 56 |
| 32 | 2,215 | 1,025 | 1,190 | 2,058 | 958 | 1,100 | 157 | 67 | 90 |
| 33 | 1,362 | 647 | 715 | 1,261 | 606 | 655 | 101 | 41 | 60 |
| 34 | 1,524 | 793 | 731 | 1,427 | 741 | 686 | 97 | 52 | 45 |
| 30 - 34 | 9,296 | 4,422 | 4,874 | 8,700 | 4,158 | 4,542 | 596 | 264 | 332 |
| 35 | 1,961 | 956 | 1,005 | 1,834 | 885 | 949 | 127 | 71 | 56 |
| 36 | 1,512 | 686 | 826 | 1,423 | 640 | 783 | 89 | 46 | 43 |
| 37 | 1,500 | 701 | 799 | 1,410 | 659 | 751 | 90 | 42 | 48 |
| 38 | 1,825 | 938 | 887 | 1,706 | 875 | 831 | 119 | 63 | 56 |
| 39 | 1,164 | 603 | 561 | 1,084 | 550 | 534 | 80 | 53 | 27 |
| 35 - 39 | 7,962 | 3,884 | 4,078 | 7,457 | 3,609 | 3,848 | 505 | 275 | 230 |

Table 10.6: Nyasa District Council: Total Population by Age in Single Years, Five Year Age Groups, Sex and Rural-Urban

| Age | Total | | | Rural | | | Urban | | |
|----------------|--------------|--------------|--------------|--------------|--------------|--------------|------------|------------|------------|
| | Both Sexes | Male | Female | Both Sexes | Male | Female | Both Sexes | Male | Female |
| 40 | 2,026 | 995 | 1,031 | 1,906 | 929 | 977 | 120 | 66 | 54 |
| 41 | 908 | 437 | 471 | 858 | 413 | 445 | 50 | 24 | 26 |
| 42 | 1,621 | 826 | 795 | 1,515 | 764 | 751 | 106 | 62 | 44 |
| 43 | 938 | 420 | 518 | 875 | 397 | 478 | 63 | 23 | 40 |
| 44 | 1,034 | 524 | 510 | 964 | 484 | 480 | 70 | 40 | 30 |
| 40 - 44 | 6,527 | 3,202 | 3,325 | 6,118 | 2,987 | 3,131 | 409 | 215 | 194 |
| 45 | 1,489 | 702 | 787 | 1,396 | 658 | 738 | 93 | 44 | 49 |
| 46 | 1,299 | 651 | 648 | 1,225 | 615 | 610 | 74 | 36 | 38 |
| 47 | 917 | 425 | 492 | 864 | 397 | 467 | 53 | 28 | 25 |
| 48 | 1,231 | 617 | 614 | 1,167 | 588 | 579 | 64 | 29 | 35 |
| 49 | 875 | 434 | 441 | 842 | 426 | 416 | 33 | 8 | 25 |
| 45 - 49 | 5,811 | 2,829 | 2,982 | 5,494 | 2,684 | 2,810 | 317 | 145 | 172 |
| 50 | 1,435 | 740 | 695 | 1,351 | 699 | 652 | 84 | 41 | 43 |
| 51 | 638 | 315 | 323 | 597 | 293 | 304 | 41 | 22 | 19 |
| 52 | 1,013 | 503 | 510 | 969 | 479 | 490 | 44 | 24 | 20 |
| 53 | 618 | 247 | 371 | 579 | 231 | 348 | 39 | 16 | 23 |
| 54 | 666 | 335 | 331 | 629 | 311 | 318 | 37 | 24 | 13 |
| 50 - 54 | 4,370 | 2,140 | 2,230 | 4,125 | 2,013 | 2,112 | 245 | 127 | 118 |
| 55 | 675 | 328 | 347 | 638 | 312 | 326 | 37 | 16 | 21 |
| 56 | 611 | 308 | 303 | 583 | 296 | 287 | 28 | 12 | 16 |
| 57 | 477 | 231 | 246 | 451 | 220 | 231 | 26 | 11 | 15 |
| 58 | 694 | 336 | 358 | 660 | 323 | 337 | 34 | 13 | 21 |
| 59 | 421 | 206 | 215 | 396 | 194 | 202 | 25 | 12 | 13 |
| 55 - 59 | 2,878 | 1,409 | 1,469 | 2,728 | 1,345 | 1,383 | 150 | 64 | 86 |
| 60 | 1,092 | 438 | 654 | 1,034 | 410 | 624 | 58 | 28 | 30 |
| 61 | 320 | 166 | 154 | 297 | 152 | 145 | 23 | 14 | 9 |
| 62 | 553 | 281 | 272 | 527 | 267 | 260 | 26 | 14 | 12 |
| 63 | 317 | 157 | 160 | 304 | 152 | 152 | 13 | 5 | 8 |
| 64 | 399 | 188 | 211 | 366 | 173 | 193 | 33 | 15 | 18 |
| 60 - 64 | 2,681 | 1,230 | 1,451 | 2,528 | 1,154 | 1,374 | 153 | 76 | 77 |
| 65 | 613 | 322 | 291 | 579 | 304 | 275 | 34 | 18 | 16 |
| 66 | 265 | 138 | 127 | 251 | 130 | 121 | 14 | 8 | 6 |
| 67 | 339 | 164 | 175 | 328 | 160 | 168 | 11 | 4 | 7 |
| 68 | 360 | 150 | 210 | 350 | 146 | 204 | 10 | 4 | 6 |
| 69 | 230 | 104 | 126 | 219 | 97 | 122 | 11 | 7 | 4 |
| 65 - 69 | 1,807 | 878 | 929 | 1,727 | 837 | 890 | 80 | 41 | 39 |
| 70 | 753 | 342 | 411 | 716 | 324 | 392 | 37 | 18 | 19 |
| 71 | 193 | 100 | 93 | 182 | 96 | 86 | 11 | 4 | 7 |
| 72 | 365 | 190 | 175 | 347 | 182 | 165 | 18 | 8 | 10 |
| 73 | 225 | 115 | 110 | 211 | 109 | 102 | 14 | 6 | 8 |
| 74 | 207 | 115 | 92 | 195 | 112 | 83 | 12 | 3 | 9 |
| 70 - 74 | 1,743 | 862 | 881 | 1,651 | 823 | 828 | 92 | 39 | 53 |
| 75 | 321 | 171 | 150 | 306 | 166 | 140 | 15 | 5 | 10 |
| 76 | 257 | 114 | 143 | 233 | 108 | 125 | 24 | 6 | 18 |
| 77 | 159 | 85 | 74 | 153 | 83 | 70 | 6 | 2 | 4 |
| 78 | 215 | 112 | 103 | 200 | 106 | 94 | 15 | 6 | 9 |
| 79 | 188 | 81 | 107 | 183 | 80 | 103 | 5 | 1 | 4 |
| 75 - 79 | 1,140 | 563 | 577 | 1,075 | 543 | 532 | 65 | 20 | 45 |
| 80+ | 1,249 | 613 | 636 | 1,158 | 580 | 578 | 91 | 33 | 58 |

Table 11.0: Iringa Region: Total Population by Age in Single Years, Five Year Age Groups, Sex and Rural-Urban

| Age | Total | | | Rural | | | Urban | | |
|----------------|----------------|----------------|----------------|----------------|----------------|----------------|----------------|----------------|----------------|
| | Both Sexes | Male | Female | Both Sexes | Male | Female | Both Sexes | Male | Female |
| Total | 941,238 | 452,052 | 489,186 | 684,890 | 329,740 | 355,150 | 256,348 | 122,312 | 134,036 |
| 0 | 26,970 | 13,349 | 13,621 | 19,835 | 9,768 | 10,067 | 7,135 | 3,581 | 3,554 |
| 1 | 23,927 | 11,935 | 11,992 | 17,851 | 8,873 | 8,978 | 6,076 | 3,062 | 3,014 |
| 2 | 25,242 | 12,550 | 12,692 | 18,905 | 9,394 | 9,511 | 6,337 | 3,156 | 3,181 |
| 3 | 25,924 | 12,863 | 13,061 | 19,908 | 9,896 | 10,012 | 6,016 | 2,967 | 3,049 |
| 4 | 27,057 | 13,524 | 13,533 | 20,861 | 10,448 | 10,413 | 6,196 | 3,076 | 3,120 |
| 0 - 4 | 129,120 | 64,221 | 64,899 | 97,360 | 48,379 | 48,981 | 31,760 | 15,842 | 15,918 |
| 5 | 27,573 | 13,969 | 13,604 | 21,568 | 10,996 | 10,572 | 6,005 | 2,973 | 3,032 |
| 6 | 28,119 | 14,192 | 13,927 | 22,174 | 11,204 | 10,970 | 5,945 | 2,988 | 2,957 |
| 7 | 27,209 | 13,581 | 13,628 | 21,239 | 10,669 | 10,570 | 5,970 | 2,912 | 3,058 |
| 8 | 25,696 | 12,604 | 13,092 | 20,121 | 9,959 | 10,162 | 5,575 | 2,645 | 2,930 |
| 9 | 25,885 | 12,791 | 13,094 | 20,243 | 10,055 | 10,188 | 5,642 | 2,736 | 2,906 |
| 5 - 9 | 134,482 | 67,137 | 67,345 | 105,345 | 52,883 | 52,462 | 29,137 | 14,254 | 14,883 |
| 10 | 27,993 | 13,996 | 13,997 | 22,039 | 11,167 | 10,872 | 5,954 | 2,829 | 3,125 |
| 11 | 23,002 | 11,078 | 11,924 | 17,828 | 8,607 | 9,221 | 5,174 | 2,471 | 2,703 |
| 12 | 32,251 | 16,230 | 16,021 | 25,231 | 12,816 | 12,415 | 7,020 | 3,414 | 3,606 |
| 13 | 23,857 | 11,964 | 11,893 | 18,172 | 9,225 | 8,947 | 5,685 | 2,739 | 2,946 |
| 14 | 24,212 | 12,101 | 12,111 | 18,202 | 9,339 | 8,863 | 6,010 | 2,762 | 3,248 |
| 10 - 14 | 131,315 | 65,369 | 65,946 | 101,472 | 51,154 | 50,318 | 29,843 | 14,215 | 15,628 |
| 15 | 21,577 | 11,139 | 10,438 | 15,601 | 8,405 | 7,196 | 5,976 | 2,734 | 3,242 |
| 16 | 19,850 | 10,155 | 9,695 | 13,523 | 7,381 | 6,142 | 6,327 | 2,774 | 3,553 |
| 17 | 19,297 | 10,191 | 9,106 | 12,350 | 6,953 | 5,397 | 6,947 | 3,238 | 3,709 |
| 18 | 21,403 | 11,183 | 10,220 | 14,031 | 7,736 | 6,295 | 7,372 | 3,447 | 3,925 |
| 19 | 16,492 | 8,295 | 8,197 | 10,177 | 5,424 | 4,753 | 6,315 | 2,871 | 3,444 |
| 15 - 19 | 98,619 | 50,963 | 47,656 | 65,682 | 35,899 | 29,783 | 32,937 | 15,064 | 17,873 |
| 20 | 21,104 | 10,008 | 11,096 | 13,232 | 6,402 | 6,830 | 7,872 | 3,606 | 4,266 |
| 21 | 13,874 | 6,586 | 7,288 | 8,330 | 4,023 | 4,307 | 5,544 | 2,563 | 2,981 |
| 22 | 19,143 | 8,815 | 10,328 | 11,577 | 5,362 | 6,215 | 7,566 | 3,453 | 4,113 |
| 23 | 13,975 | 6,403 | 7,572 | 7,955 | 3,614 | 4,341 | 6,020 | 2,789 | 3,231 |
| 24 | 14,654 | 6,688 | 7,966 | 8,650 | 3,865 | 4,785 | 6,004 | 2,823 | 3,181 |
| 20 - 24 | 82,750 | 38,500 | 44,250 | 49,744 | 23,266 | 26,478 | 33,006 | 15,234 | 17,772 |
| 25 | 17,543 | 8,214 | 9,329 | 11,418 | 5,288 | 6,130 | 6,125 | 2,926 | 3,199 |
| 26 | 13,630 | 6,217 | 7,413 | 8,518 | 3,889 | 4,629 | 5,112 | 2,328 | 2,784 |
| 27 | 13,049 | 6,110 | 6,939 | 8,165 | 3,778 | 4,387 | 4,884 | 2,332 | 2,552 |
| 28 | 17,346 | 7,916 | 9,430 | 11,247 | 5,038 | 6,209 | 6,099 | 2,878 | 3,221 |
| 29 | 11,435 | 5,045 | 6,390 | 7,497 | 3,221 | 4,276 | 3,938 | 1,824 | 2,114 |
| 25 - 29 | 73,003 | 33,502 | 39,501 | 46,845 | 21,214 | 25,631 | 26,158 | 12,288 | 13,870 |
| 30 | 20,715 | 9,295 | 11,420 | 14,480 | 6,307 | 8,173 | 6,235 | 2,988 | 3,247 |
| 31 | 8,078 | 3,936 | 4,142 | 5,345 | 2,551 | 2,794 | 2,733 | 1,385 | 1,348 |
| 32 | 15,194 | 7,118 | 8,076 | 10,485 | 4,847 | 5,638 | 4,709 | 2,271 | 2,438 |
| 33 | 9,023 | 4,375 | 4,648 | 6,016 | 2,847 | 3,169 | 3,007 | 1,528 | 1,479 |
| 34 | 8,425 | 4,140 | 4,285 | 5,696 | 2,754 | 2,942 | 2,729 | 1,386 | 1,343 |
| 30 - 34 | 61,435 | 28,864 | 32,571 | 42,022 | 19,306 | 22,716 | 19,413 | 9,558 | 9,855 |
| 35 | 15,943 | 7,453 | 8,490 | 11,739 | 5,280 | 6,459 | 4,204 | 2,173 | 2,031 |
| 36 | 9,085 | 4,354 | 4,731 | 6,429 | 3,022 | 3,407 | 2,656 | 1,332 | 1,324 |
| 37 | 8,778 | 4,241 | 4,537 | 6,164 | 2,955 | 3,209 | 2,614 | 1,286 | 1,328 |
| 38 | 11,828 | 5,560 | 6,268 | 8,752 | 4,024 | 4,728 | 3,076 | 1,536 | 1,540 |
| 39 | 7,121 | 3,239 | 3,882 | 5,223 | 2,332 | 2,891 | 1,898 | 907 | 991 |
| 35 - 39 | 52,755 | 24,847 | 27,908 | 38,307 | 17,613 | 20,694 | 14,448 | 7,234 | 7,214 |

Table 11.0: Iringa Region: Total Population by Age in Single Years, Five Year Age Groups, Sex and Rural-Urban

| Age | Total | | | Rural | | | Urban | | |
|----------------|---------------|---------------|---------------|---------------|---------------|---------------|---------------|--------------|--------------|
| | Both Sexes | Male | Female | Both Sexes | Male | Female | Both Sexes | Male | Female |
| 40 | 14,946 | 6,513 | 8,433 | 11,418 | 4,817 | 6,601 | 3,528 | 1,696 | 1,832 |
| 41 | 4,536 | 2,129 | 2,407 | 3,313 | 1,527 | 1,786 | 1,223 | 602 | 621 |
| 42 | 9,374 | 4,524 | 4,850 | 6,943 | 3,316 | 3,627 | 2,431 | 1,208 | 1,223 |
| 43 | 5,363 | 2,523 | 2,840 | 3,897 | 1,814 | 2,083 | 1,466 | 709 | 757 |
| 44 | 5,411 | 2,627 | 2,784 | 3,961 | 1,922 | 2,039 | 1,450 | 705 | 745 |
| 40 - 44 | 39,630 | 18,316 | 21,314 | 29,532 | 13,396 | 16,136 | 10,098 | 4,920 | 5,178 |
| 45 | 10,567 | 4,733 | 5,834 | 8,277 | 3,596 | 4,681 | 2,290 | 1,137 | 1,153 |
| 46 | 5,164 | 2,468 | 2,696 | 3,834 | 1,788 | 2,046 | 1,330 | 680 | 650 |
| 47 | 4,654 | 2,264 | 2,390 | 3,373 | 1,643 | 1,730 | 1,281 | 621 | 660 |
| 48 | 7,205 | 3,356 | 3,849 | 5,457 | 2,493 | 2,964 | 1,748 | 863 | 885 |
| 49 | 4,421 | 2,107 | 2,314 | 3,340 | 1,565 | 1,775 | 1,081 | 542 | 539 |
| 45 - 49 | 32,011 | 14,928 | 17,083 | 24,281 | 11,085 | 13,196 | 7,730 | 3,843 | 3,887 |
| 50 | 10,971 | 4,092 | 6,879 | 8,710 | 3,132 | 5,578 | 2,261 | 960 | 1,301 |
| 51 | 3,773 | 1,942 | 1,831 | 2,839 | 1,456 | 1,383 | 934 | 486 | 448 |
| 52 | 6,055 | 2,841 | 3,214 | 4,597 | 2,112 | 2,485 | 1,458 | 729 | 729 |
| 53 | 3,254 | 1,540 | 1,714 | 2,335 | 1,095 | 1,240 | 919 | 445 | 474 |
| 54 | 3,839 | 1,892 | 1,947 | 2,761 | 1,325 | 1,436 | 1,078 | 567 | 511 |
| 50 - 54 | 27,892 | 12,307 | 15,585 | 21,242 | 9,120 | 12,122 | 6,650 | 3,187 | 3,463 |
| 55 | 5,863 | 2,397 | 3,466 | 4,694 | 1,883 | 2,811 | 1,169 | 514 | 655 |
| 56 | 3,729 | 1,742 | 1,987 | 2,800 | 1,292 | 1,508 | 929 | 450 | 479 |
| 57 | 2,612 | 1,268 | 1,344 | 1,987 | 971 | 1,016 | 625 | 297 | 328 |
| 58 | 4,458 | 2,037 | 2,421 | 3,456 | 1,543 | 1,913 | 1,002 | 494 | 508 |
| 59 | 2,119 | 1,055 | 1,064 | 1,550 | 773 | 777 | 569 | 282 | 287 |
| 55 - 59 | 18,781 | 8,499 | 10,282 | 14,487 | 6,462 | 8,025 | 4,294 | 2,037 | 2,257 |
| 60 | 8,786 | 3,214 | 5,572 | 7,184 | 2,589 | 4,595 | 1,602 | 625 | 977 |
| 61 | 1,721 | 858 | 863 | 1,350 | 670 | 680 | 371 | 188 | 183 |
| 62 | 3,434 | 1,569 | 1,865 | 2,692 | 1,211 | 1,481 | 742 | 358 | 384 |
| 63 | 1,999 | 991 | 1,008 | 1,506 | 739 | 767 | 493 | 252 | 241 |
| 64 | 1,806 | 948 | 858 | 1,337 | 680 | 657 | 469 | 268 | 201 |
| 60 - 64 | 17,746 | 7,580 | 10,166 | 14,069 | 5,889 | 8,180 | 3,677 | 1,691 | 1,986 |
| 65 | 4,856 | 1,786 | 3,070 | 4,061 | 1,458 | 2,603 | 795 | 328 | 467 |
| 66 | 1,447 | 709 | 738 | 1,132 | 544 | 588 | 315 | 165 | 150 |
| 67 | 1,942 | 927 | 1,015 | 1,525 | 720 | 805 | 417 | 207 | 210 |
| 68 | 2,543 | 1,061 | 1,482 | 2,123 | 864 | 1,259 | 420 | 197 | 223 |
| 69 | 1,096 | 502 | 594 | 886 | 404 | 482 | 210 | 98 | 112 |
| 65 - 69 | 11,884 | 4,985 | 6,899 | 9,727 | 3,990 | 5,737 | 2,157 | 995 | 1,162 |
| 70 | 6,602 | 2,406 | 4,196 | 5,481 | 2,019 | 3,462 | 1,121 | 387 | 734 |
| 71 | 863 | 410 | 453 | 716 | 338 | 378 | 147 | 72 | 75 |
| 72 | 2,004 | 864 | 1,140 | 1,679 | 722 | 957 | 325 | 142 | 183 |
| 73 | 988 | 473 | 515 | 767 | 363 | 404 | 221 | 110 | 111 |
| 74 | 854 | 418 | 436 | 653 | 328 | 325 | 201 | 90 | 111 |
| 70 - 74 | 11,311 | 4,571 | 6,740 | 9,296 | 3,770 | 5,526 | 2,015 | 801 | 1,214 |
| 75 | 3,190 | 1,275 | 1,915 | 2,724 | 1,087 | 1,637 | 466 | 188 | 278 |
| 76 | 1,014 | 499 | 515 | 816 | 408 | 408 | 198 | 91 | 107 |
| 77 | 697 | 358 | 339 | 531 | 267 | 264 | 166 | 91 | 75 |
| 78 | 1,549 | 673 | 876 | 1,313 | 569 | 744 | 236 | 104 | 132 |
| 79 | 679 | 331 | 348 | 548 | 270 | 278 | 131 | 61 | 70 |
| 75 - 79 | 7,129 | 3,136 | 3,993 | 5,932 | 2,601 | 3,331 | 1,197 | 535 | 662 |
| 80+ | 11,375 | 4,327 | 7,048 | 9,547 | 3,713 | 5,834 | 1,828 | 614 | 1,214 |

Table 11.1: Iringa District Council: Total Population by Age in Single Years, Five Year Age Groups, Sex and Rural-Urban

| Age | Total | | | Rural | | | Urban | | |
|----------------|----------------|----------------|----------------|----------------|----------------|----------------|---------------|--------------|--------------|
| | Both Sexes | Male | Female | Both Sexes | Male | Female | Both Sexes | Male | Female |
| Total | 254,032 | 123,243 | 130,789 | 236,877 | 115,102 | 121,775 | 17,155 | 8,141 | 9,014 |
| 0 | 7,448 | 3,679 | 3,769 | 6,998 | 3,436 | 3,562 | 450 | 243 | 207 |
| 1 | 6,418 | 3,210 | 3,208 | 6,019 | 3,008 | 3,011 | 399 | 202 | 197 |
| 2 | 7,056 | 3,559 | 3,497 | 6,631 | 3,327 | 3,304 | 425 | 232 | 193 |
| 3 | 7,524 | 3,749 | 3,775 | 7,052 | 3,507 | 3,545 | 472 | 242 | 230 |
| 4 | 7,700 | 3,861 | 3,839 | 7,224 | 3,625 | 3,599 | 476 | 236 | 240 |
| 0 - 4 | 36,146 | 18,058 | 18,088 | 33,924 | 16,903 | 17,021 | 2,222 | 1,155 | 1,067 |
| 5 | 7,891 | 4,039 | 3,852 | 7,414 | 3,817 | 3,597 | 477 | 222 | 255 |
| 6 | 8,016 | 4,074 | 3,942 | 7,545 | 3,861 | 3,684 | 471 | 213 | 258 |
| 7 | 7,794 | 3,842 | 3,952 | 7,326 | 3,623 | 3,703 | 468 | 219 | 249 |
| 8 | 7,295 | 3,642 | 3,653 | 6,843 | 3,423 | 3,420 | 452 | 219 | 233 |
| 9 | 7,432 | 3,657 | 3,775 | 6,954 | 3,424 | 3,530 | 478 | 233 | 245 |
| 5 - 9 | 38,428 | 19,254 | 19,174 | 36,082 | 18,148 | 17,934 | 2,346 | 1,106 | 1,240 |
| 10 | 7,984 | 4,032 | 3,952 | 7,499 | 3,804 | 3,695 | 485 | 228 | 257 |
| 11 | 6,364 | 3,107 | 3,257 | 5,957 | 2,943 | 3,014 | 407 | 164 | 243 |
| 12 | 9,281 | 4,762 | 4,519 | 8,728 | 4,462 | 4,266 | 553 | 300 | 253 |
| 13 | 6,673 | 3,396 | 3,277 | 6,226 | 3,180 | 3,046 | 447 | 216 | 231 |
| 14 | 6,663 | 3,499 | 3,164 | 6,224 | 3,256 | 2,968 | 439 | 243 | 196 |
| 10 - 14 | 36,965 | 18,796 | 18,169 | 34,634 | 17,645 | 16,989 | 2,331 | 1,151 | 1,180 |
| 15 | 5,851 | 3,186 | 2,665 | 5,473 | 2,980 | 2,493 | 378 | 206 | 172 |
| 16 | 5,164 | 2,820 | 2,344 | 4,774 | 2,617 | 2,157 | 390 | 203 | 187 |
| 17 | 4,550 | 2,603 | 1,947 | 4,184 | 2,414 | 1,770 | 366 | 189 | 177 |
| 18 | 5,160 | 2,892 | 2,268 | 4,795 | 2,707 | 2,088 | 365 | 185 | 180 |
| 19 | 3,859 | 2,036 | 1,823 | 3,527 | 1,880 | 1,647 | 332 | 156 | 176 |
| 15 - 19 | 24,584 | 13,537 | 11,047 | 22,753 | 12,598 | 10,155 | 1,831 | 939 | 892 |
| 20 | 4,896 | 2,334 | 2,562 | 4,487 | 2,160 | 2,327 | 409 | 174 | 235 |
| 21 | 3,064 | 1,470 | 1,594 | 2,782 | 1,358 | 1,424 | 282 | 112 | 170 |
| 22 | 4,238 | 1,985 | 2,253 | 3,889 | 1,832 | 2,057 | 349 | 153 | 196 |
| 23 | 2,819 | 1,314 | 1,505 | 2,595 | 1,212 | 1,383 | 224 | 102 | 122 |
| 24 | 3,077 | 1,449 | 1,628 | 2,820 | 1,323 | 1,497 | 257 | 126 | 131 |
| 20 - 24 | 18,094 | 8,552 | 9,542 | 16,573 | 7,885 | 8,688 | 1,521 | 667 | 854 |
| 25 | 3,977 | 1,901 | 2,076 | 3,687 | 1,771 | 1,916 | 290 | 130 | 160 |
| 26 | 2,996 | 1,408 | 1,588 | 2,763 | 1,312 | 1,451 | 233 | 96 | 137 |
| 27 | 2,905 | 1,362 | 1,543 | 2,668 | 1,252 | 1,416 | 237 | 110 | 127 |
| 28 | 4,104 | 1,856 | 2,248 | 3,768 | 1,700 | 2,068 | 336 | 156 | 180 |
| 29 | 2,582 | 1,137 | 1,445 | 2,380 | 1,041 | 1,339 | 202 | 96 | 106 |
| 25 - 29 | 16,564 | 7,664 | 8,900 | 15,266 | 7,076 | 8,190 | 1,298 | 588 | 710 |
| 30 | 5,228 | 2,375 | 2,853 | 4,850 | 2,204 | 2,646 | 378 | 171 | 207 |
| 31 | 1,972 | 945 | 1,027 | 1,820 | 876 | 944 | 152 | 69 | 83 |
| 32 | 4,011 | 1,881 | 2,130 | 3,720 | 1,754 | 1,966 | 291 | 127 | 164 |
| 33 | 2,272 | 1,088 | 1,184 | 2,078 | 999 | 1,079 | 194 | 89 | 105 |
| 34 | 2,216 | 1,096 | 1,120 | 2,035 | 1,011 | 1,024 | 181 | 85 | 96 |
| 30 - 34 | 15,699 | 7,385 | 8,314 | 14,503 | 6,844 | 7,659 | 1,196 | 541 | 655 |
| 35 | 4,235 | 1,958 | 2,277 | 3,964 | 1,825 | 2,139 | 271 | 133 | 138 |
| 36 | 2,404 | 1,149 | 1,255 | 2,215 | 1,051 | 1,164 | 189 | 98 | 91 |
| 37 | 2,307 | 1,118 | 1,189 | 2,132 | 1,034 | 1,098 | 175 | 84 | 91 |
| 38 | 3,192 | 1,494 | 1,698 | 2,971 | 1,383 | 1,588 | 221 | 111 | 110 |
| 39 | 1,882 | 888 | 994 | 1,753 | 828 | 925 | 129 | 60 | 69 |
| 35 - 39 | 14,020 | 6,607 | 7,413 | 13,035 | 6,121 | 6,914 | 985 | 486 | 499 |

Table 11.1: Iringa District Council: Total Population by Age in Single Years, Five Year Age Groups, Sex and Rural-Urban

| Age | Total | | | Rural | | | Urban | | |
|----------------|---------------|--------------|--------------|---------------|--------------|--------------|------------|------------|------------|
| | Both Sexes | Male | Female | Both Sexes | Male | Female | Both Sexes | Male | Female |
| 40 | 4,228 | 1,817 | 2,411 | 3,956 | 1,679 | 2,277 | 272 | 138 | 134 |
| 41 | 1,250 | 553 | 697 | 1,171 | 514 | 657 | 79 | 39 | 40 |
| 42 | 2,624 | 1,302 | 1,322 | 2,447 | 1,216 | 1,231 | 177 | 86 | 91 |
| 43 | 1,462 | 639 | 823 | 1,357 | 595 | 762 | 105 | 44 | 61 |
| 44 | 1,519 | 713 | 806 | 1,417 | 666 | 751 | 102 | 47 | 55 |
| 40 - 44 | 11,083 | 5,024 | 6,059 | 10,348 | 4,670 | 5,678 | 735 | 354 | 381 |
| 45 | 3,069 | 1,379 | 1,690 | 2,878 | 1,295 | 1,583 | 191 | 84 | 107 |
| 46 | 1,532 | 700 | 832 | 1,420 | 643 | 777 | 112 | 57 | 55 |
| 47 | 1,337 | 665 | 672 | 1,251 | 629 | 622 | 86 | 36 | 50 |
| 48 | 2,086 | 968 | 1,118 | 1,968 | 906 | 1,062 | 118 | 62 | 56 |
| 49 | 1,280 | 601 | 679 | 1,200 | 557 | 643 | 80 | 44 | 36 |
| 45 - 49 | 9,304 | 4,313 | 4,991 | 8,717 | 4,030 | 4,687 | 587 | 283 | 304 |
| 50 | 3,241 | 1,263 | 1,978 | 3,038 | 1,181 | 1,857 | 203 | 82 | 121 |
| 51 | 1,146 | 558 | 588 | 1,060 | 515 | 545 | 86 | 43 | 43 |
| 52 | 1,836 | 846 | 990 | 1,702 | 779 | 923 | 134 | 67 | 67 |
| 53 | 942 | 426 | 516 | 879 | 395 | 484 | 63 | 31 | 32 |
| 54 | 1,167 | 570 | 597 | 1,091 | 529 | 562 | 76 | 41 | 35 |
| 50 - 54 | 8,332 | 3,663 | 4,669 | 7,770 | 3,399 | 4,371 | 562 | 264 | 298 |
| 55 | 1,755 | 759 | 996 | 1,656 | 723 | 933 | 99 | 36 | 63 |
| 56 | 1,137 | 518 | 619 | 1,053 | 475 | 578 | 84 | 43 | 41 |
| 57 | 818 | 391 | 427 | 773 | 368 | 405 | 45 | 23 | 22 |
| 58 | 1,379 | 606 | 773 | 1,302 | 565 | 737 | 77 | 41 | 36 |
| 59 | 620 | 307 | 313 | 571 | 283 | 288 | 49 | 24 | 25 |
| 55 - 59 | 5,709 | 2,581 | 3,128 | 5,355 | 2,414 | 2,941 | 354 | 167 | 187 |
| 60 | 2,652 | 995 | 1,657 | 2,483 | 940 | 1,543 | 169 | 55 | 114 |
| 61 | 532 | 260 | 272 | 498 | 246 | 252 | 34 | 14 | 20 |
| 62 | 1,068 | 468 | 600 | 997 | 437 | 560 | 71 | 31 | 40 |
| 63 | 605 | 281 | 324 | 555 | 258 | 297 | 50 | 23 | 27 |
| 64 | 579 | 284 | 295 | 545 | 267 | 278 | 34 | 17 | 17 |
| 60 - 64 | 5,436 | 2,288 | 3,148 | 5,078 | 2,148 | 2,930 | 358 | 140 | 218 |
| 65 | 1,534 | 565 | 969 | 1,455 | 535 | 920 | 79 | 30 | 49 |
| 66 | 487 | 236 | 251 | 459 | 223 | 236 | 28 | 13 | 15 |
| 67 | 619 | 282 | 337 | 572 | 255 | 317 | 47 | 27 | 20 |
| 68 | 860 | 340 | 520 | 818 | 321 | 497 | 42 | 19 | 23 |
| 69 | 375 | 158 | 217 | 355 | 151 | 204 | 20 | 7 | 13 |
| 65 - 69 | 3,875 | 1,581 | 2,294 | 3,659 | 1,485 | 2,174 | 216 | 96 | 120 |
| 70 | 2,078 | 778 | 1,300 | 1,935 | 733 | 1,202 | 143 | 45 | 98 |
| 71 | 302 | 146 | 156 | 289 | 142 | 147 | 13 | 4 | 9 |
| 72 | 702 | 303 | 399 | 659 | 282 | 377 | 43 | 21 | 22 |
| 73 | 319 | 153 | 166 | 302 | 147 | 155 | 17 | 6 | 11 |
| 74 | 277 | 146 | 131 | 263 | 141 | 122 | 14 | 5 | 9 |
| 70 - 74 | 3,678 | 1,526 | 2,152 | 3,448 | 1,445 | 2,003 | 230 | 81 | 149 |
| 75 | 1,021 | 401 | 620 | 978 | 388 | 590 | 43 | 13 | 30 |
| 76 | 297 | 152 | 145 | 283 | 144 | 139 | 14 | 8 | 6 |
| 77 | 221 | 113 | 108 | 200 | 101 | 99 | 21 | 12 | 9 |
| 78 | 528 | 219 | 309 | 496 | 206 | 290 | 32 | 13 | 19 |
| 79 | 255 | 134 | 121 | 238 | 124 | 114 | 17 | 10 | 7 |
| 75 - 79 | 2,322 | 1,019 | 1,303 | 2,195 | 963 | 1,232 | 127 | 56 | 71 |
| 80+ | 3,793 | 1,395 | 2,398 | 3,537 | 1,328 | 2,209 | 256 | 67 | 189 |

Table 11.2: Mufindi District Council: Total Population by Age in Single Years, Five Year Age Groups, Sex and Rural-Urban

| Age | Total | | | Rural | | | Urban | | |
|----------------|----------------|----------------|----------------|----------------|----------------|----------------|---------------|---------------|---------------|
| | Both Sexes | Male | Female | Both Sexes | Male | Female | Both Sexes | Male | Female |
| Total | 265,829 | 125,896 | 139,933 | 241,670 | 114,341 | 127,329 | 24,159 | 11,555 | 12,604 |
| 0 | 7,841 | 3,851 | 3,990 | 7,103 | 3,500 | 3,603 | 738 | 351 | 387 |
| 1 | 6,950 | 3,446 | 3,504 | 6,390 | 3,157 | 3,233 | 560 | 289 | 271 |
| 2 | 7,335 | 3,608 | 3,727 | 6,655 | 3,297 | 3,358 | 680 | 311 | 369 |
| 3 | 7,593 | 3,825 | 3,768 | 6,974 | 3,526 | 3,448 | 619 | 299 | 320 |
| 4 | 8,103 | 4,055 | 4,048 | 7,426 | 3,719 | 3,707 | 677 | 336 | 341 |
| 0 - 4 | 37,822 | 18,785 | 19,037 | 34,548 | 17,199 | 17,349 | 3,274 | 1,586 | 1,688 |
| 5 | 8,337 | 4,265 | 4,072 | 7,758 | 3,960 | 3,798 | 579 | 305 | 274 |
| 6 | 8,629 | 4,339 | 4,290 | 7,978 | 4,005 | 3,973 | 651 | 334 | 317 |
| 7 | 8,280 | 4,165 | 4,115 | 7,667 | 3,872 | 3,795 | 613 | 293 | 320 |
| 8 | 7,726 | 3,811 | 3,915 | 7,154 | 3,519 | 3,635 | 572 | 292 | 280 |
| 9 | 7,805 | 3,863 | 3,942 | 7,213 | 3,572 | 3,641 | 592 | 291 | 301 |
| 5 - 9 | 40,777 | 20,443 | 20,334 | 37,770 | 18,928 | 18,842 | 3,007 | 1,515 | 1,492 |
| 10 | 8,380 | 4,179 | 4,201 | 7,762 | 3,868 | 3,894 | 618 | 311 | 307 |
| 11 | 7,049 | 3,335 | 3,714 | 6,486 | 3,066 | 3,420 | 563 | 269 | 294 |
| 12 | 9,803 | 4,871 | 4,932 | 9,050 | 4,518 | 4,532 | 753 | 353 | 400 |
| 13 | 7,004 | 3,515 | 3,489 | 6,432 | 3,240 | 3,192 | 572 | 275 | 297 |
| 14 | 7,254 | 3,617 | 3,637 | 6,657 | 3,340 | 3,317 | 597 | 277 | 320 |
| 10 - 14 | 39,490 | 19,517 | 19,973 | 36,387 | 18,032 | 18,355 | 3,103 | 1,485 | 1,618 |
| 15 | 6,068 | 3,119 | 2,949 | 5,498 | 2,822 | 2,676 | 570 | 297 | 273 |
| 16 | 5,406 | 2,827 | 2,579 | 4,850 | 2,573 | 2,277 | 556 | 254 | 302 |
| 17 | 5,085 | 2,746 | 2,339 | 4,527 | 2,466 | 2,061 | 558 | 280 | 278 |
| 18 | 5,700 | 3,052 | 2,648 | 5,068 | 2,741 | 2,327 | 632 | 311 | 321 |
| 19 | 4,173 | 2,218 | 1,955 | 3,717 | 2,003 | 1,714 | 456 | 215 | 241 |
| 15 - 19 | 26,432 | 13,962 | 12,470 | 23,660 | 12,605 | 11,055 | 2,772 | 1,357 | 1,415 |
| 20 | 5,247 | 2,520 | 2,727 | 4,616 | 2,222 | 2,394 | 631 | 298 | 333 |
| 21 | 3,477 | 1,671 | 1,806 | 3,072 | 1,480 | 1,592 | 405 | 191 | 214 |
| 22 | 4,721 | 2,131 | 2,590 | 4,163 | 1,899 | 2,264 | 558 | 232 | 326 |
| 23 | 3,385 | 1,486 | 1,899 | 2,910 | 1,281 | 1,629 | 475 | 205 | 270 |
| 24 | 3,702 | 1,559 | 2,143 | 3,225 | 1,344 | 1,881 | 477 | 215 | 262 |
| 20 - 24 | 20,532 | 9,367 | 11,165 | 17,986 | 8,226 | 9,760 | 2,546 | 1,141 | 1,405 |
| 25 | 4,562 | 2,018 | 2,544 | 4,085 | 1,791 | 2,294 | 477 | 227 | 250 |
| 26 | 3,668 | 1,598 | 2,070 | 3,220 | 1,403 | 1,817 | 448 | 195 | 253 |
| 27 | 3,500 | 1,591 | 1,909 | 3,074 | 1,379 | 1,695 | 426 | 212 | 214 |
| 28 | 4,610 | 2,063 | 2,547 | 4,032 | 1,794 | 2,238 | 578 | 269 | 309 |
| 29 | 3,224 | 1,346 | 1,878 | 2,858 | 1,181 | 1,677 | 366 | 165 | 201 |
| 25 - 29 | 19,564 | 8,616 | 10,948 | 17,269 | 7,548 | 9,721 | 2,295 | 1,068 | 1,227 |
| 30 | 5,458 | 2,302 | 3,156 | 4,933 | 2,049 | 2,884 | 525 | 253 | 272 |
| 31 | 2,256 | 1,082 | 1,174 | 2,001 | 953 | 1,048 | 255 | 129 | 126 |
| 32 | 4,069 | 1,843 | 2,226 | 3,613 | 1,619 | 1,994 | 456 | 224 | 232 |
| 33 | 2,355 | 1,113 | 1,242 | 2,086 | 978 | 1,108 | 269 | 135 | 134 |
| 34 | 2,306 | 1,085 | 1,221 | 2,039 | 959 | 1,080 | 267 | 126 | 141 |
| 30 - 34 | 16,444 | 7,425 | 9,019 | 14,672 | 6,558 | 8,114 | 1,772 | 867 | 905 |
| 35 | 4,331 | 1,894 | 2,437 | 3,915 | 1,694 | 2,221 | 416 | 200 | 216 |
| 36 | 2,503 | 1,147 | 1,356 | 2,247 | 1,030 | 1,217 | 256 | 117 | 139 |
| 37 | 2,455 | 1,141 | 1,314 | 2,196 | 1,030 | 1,166 | 259 | 111 | 148 |
| 38 | 3,489 | 1,581 | 1,908 | 3,152 | 1,411 | 1,741 | 337 | 170 | 167 |
| 39 | 2,058 | 897 | 1,161 | 1,879 | 815 | 1,064 | 179 | 82 | 97 |
| 35 - 39 | 14,836 | 6,660 | 8,176 | 13,389 | 5,980 | 7,409 | 1,447 | 680 | 767 |

Table 11.2: Mufindi District Council: Total Population by Age in Single Years, Five Year Age Groups, Sex and Rural-Urban

| Age | Total | | | Rural | | | Urban | | |
|----------------|---------------|--------------|--------------|--------------|--------------|--------------|--------------|------------|------------|
| | Both Sexes | Male | Female | Both Sexes | Male | Female | Both Sexes | Male | Female |
| 40 | 4,003 | 1,667 | 2,336 | 3,668 | 1,525 | 2,143 | 335 | 142 | 193 |
| 41 | 1,250 | 585 | 665 | 1,143 | 533 | 610 | 107 | 52 | 55 |
| 42 | 2,587 | 1,163 | 1,424 | 2,342 | 1,048 | 1,294 | 245 | 115 | 130 |
| 43 | 1,564 | 750 | 814 | 1,405 | 672 | 733 | 159 | 78 | 81 |
| 44 | 1,526 | 702 | 824 | 1,361 | 633 | 728 | 165 | 69 | 96 |
| 40 - 44 | 10,930 | 4,867 | 6,063 | 9,919 | 4,411 | 5,508 | 1,011 | 456 | 555 |
| 45 | 2,969 | 1,241 | 1,728 | 2,721 | 1,113 | 1,608 | 248 | 128 | 120 |
| 46 | 1,416 | 675 | 741 | 1,276 | 608 | 668 | 140 | 67 | 73 |
| 47 | 1,344 | 621 | 723 | 1,198 | 546 | 652 | 146 | 75 | 71 |
| 48 | 2,119 | 959 | 1,160 | 1,924 | 855 | 1,069 | 195 | 104 | 91 |
| 49 | 1,248 | 583 | 665 | 1,113 | 512 | 601 | 135 | 71 | 64 |
| 45 - 49 | 9,096 | 4,079 | 5,017 | 8,232 | 3,634 | 4,598 | 864 | 445 | 419 |
| 50 | 3,030 | 1,017 | 2,013 | 2,812 | 920 | 1,892 | 218 | 97 | 121 |
| 51 | 1,063 | 534 | 529 | 970 | 487 | 483 | 93 | 47 | 46 |
| 52 | 1,668 | 769 | 899 | 1,510 | 672 | 838 | 158 | 97 | 61 |
| 53 | 812 | 386 | 426 | 720 | 328 | 392 | 92 | 58 | 34 |
| 54 | 1,019 | 486 | 533 | 908 | 416 | 492 | 111 | 70 | 41 |
| 50 - 54 | 7,592 | 3,192 | 4,400 | 6,920 | 2,823 | 4,097 | 672 | 369 | 303 |
| 55 | 1,737 | 633 | 1,104 | 1,602 | 574 | 1,028 | 135 | 59 | 76 |
| 56 | 1,008 | 455 | 553 | 923 | 417 | 506 | 85 | 38 | 47 |
| 57 | 743 | 346 | 397 | 700 | 325 | 375 | 43 | 21 | 22 |
| 58 | 1,226 | 542 | 684 | 1,151 | 500 | 651 | 75 | 42 | 33 |
| 59 | 605 | 297 | 308 | 546 | 263 | 283 | 59 | 34 | 25 |
| 55 - 59 | 5,319 | 2,273 | 3,046 | 4,922 | 2,079 | 2,843 | 397 | 194 | 203 |
| 60 | 2,518 | 880 | 1,638 | 2,378 | 830 | 1,548 | 140 | 50 | 90 |
| 61 | 491 | 234 | 257 | 456 | 216 | 240 | 35 | 18 | 17 |
| 62 | 998 | 424 | 574 | 921 | 393 | 528 | 77 | 31 | 46 |
| 63 | 587 | 292 | 295 | 558 | 279 | 279 | 29 | 13 | 16 |
| 64 | 457 | 229 | 228 | 415 | 208 | 207 | 42 | 21 | 21 |
| 60 - 64 | 5,051 | 2,059 | 2,992 | 4,728 | 1,926 | 2,802 | 323 | 133 | 190 |
| 65 | 1,395 | 458 | 937 | 1,322 | 430 | 892 | 73 | 28 | 45 |
| 66 | 399 | 188 | 211 | 376 | 176 | 200 | 23 | 12 | 11 |
| 67 | 547 | 253 | 294 | 511 | 243 | 268 | 36 | 10 | 26 |
| 68 | 764 | 312 | 452 | 721 | 290 | 431 | 43 | 22 | 21 |
| 69 | 305 | 146 | 159 | 288 | 137 | 151 | 17 | 9 | 8 |
| 65 - 69 | 3,410 | 1,357 | 2,053 | 3,218 | 1,276 | 1,942 | 192 | 81 | 111 |
| 70 | 1,851 | 666 | 1,185 | 1,719 | 633 | 1,086 | 132 | 33 | 99 |
| 71 | 252 | 113 | 139 | 236 | 103 | 133 | 16 | 10 | 6 |
| 72 | 597 | 234 | 363 | 558 | 220 | 338 | 39 | 14 | 25 |
| 73 | 278 | 124 | 154 | 257 | 113 | 144 | 21 | 11 | 10 |
| 74 | 224 | 107 | 117 | 212 | 104 | 108 | 12 | 3 | 9 |
| 70 - 74 | 3,202 | 1,244 | 1,958 | 2,982 | 1,173 | 1,809 | 220 | 71 | 149 |
| 75 | 895 | 343 | 552 | 850 | 323 | 527 | 45 | 20 | 25 |
| 76 | 323 | 153 | 170 | 302 | 140 | 162 | 21 | 13 | 8 |
| 77 | 195 | 101 | 94 | 180 | 95 | 85 | 15 | 6 | 9 |
| 78 | 477 | 200 | 277 | 460 | 192 | 268 | 17 | 8 | 9 |
| 79 | 185 | 86 | 99 | 174 | 78 | 96 | 11 | 8 | 3 |
| 75 - 79 | 2,075 | 883 | 1,192 | 1,966 | 828 | 1,138 | 109 | 55 | 54 |
| 80+ | 3,257 | 1,167 | 2,090 | 3,102 | 1,115 | 1,987 | 155 | 52 | 103 |

Table 11.3: Iringa Municipal Council: Total Population by Age in Single Years, Five Year Age Groups, Sex and Rural-Urban

| Age | Total | | | Rural | | | Urban | | |
|----------------|----------------|---------------|---------------|------------|----------|----------|----------------|---------------|---------------|
| | Both Sexes | Male | Female | Both Sexes | Male | Female | Both Sexes | Male | Female |
| Total | 151,345 | 71,932 | 79,413 | 0 | 0 | 0 | 151,345 | 71,932 | 79,413 |
| 0 | 4,058 | 2,023 | 2,035 | 0 | 0 | 0 | 4,058 | 2,023 | 2,035 |
| 1 | 3,454 | 1,743 | 1,711 | 0 | 0 | 0 | 3,454 | 1,743 | 1,711 |
| 2 | 3,655 | 1,808 | 1,847 | 0 | 0 | 0 | 3,655 | 1,808 | 1,847 |
| 3 | 3,415 | 1,689 | 1,726 | 0 | 0 | 0 | 3,415 | 1,689 | 1,726 |
| 4 | 3,501 | 1,759 | 1,742 | 0 | 0 | 0 | 3,501 | 1,759 | 1,742 |
| 0 - 4 | 18,083 | 9,022 | 9,061 | 0 | 0 | 0 | 18,083 | 9,022 | 9,061 |
| 5 | 3,428 | 1,687 | 1,741 | 0 | 0 | 0 | 3,428 | 1,687 | 1,741 |
| 6 | 3,289 | 1,640 | 1,649 | 0 | 0 | 0 | 3,289 | 1,640 | 1,649 |
| 7 | 3,399 | 1,668 | 1,731 | 0 | 0 | 0 | 3,399 | 1,668 | 1,731 |
| 8 | 3,188 | 1,499 | 1,689 | 0 | 0 | 0 | 3,188 | 1,499 | 1,689 |
| 9 | 3,245 | 1,565 | 1,680 | 0 | 0 | 0 | 3,245 | 1,565 | 1,680 |
| 5 - 9 | 16,549 | 8,059 | 8,490 | 0 | 0 | 0 | 16,549 | 8,059 | 8,490 |
| 10 | 3,405 | 1,621 | 1,784 | 0 | 0 | 0 | 3,405 | 1,621 | 1,784 |
| 11 | 2,917 | 1,417 | 1,500 | 0 | 0 | 0 | 2,917 | 1,417 | 1,500 |
| 12 | 4,086 | 1,961 | 2,125 | 0 | 0 | 0 | 4,086 | 1,961 | 2,125 |
| 13 | 3,319 | 1,614 | 1,705 | 0 | 0 | 0 | 3,319 | 1,614 | 1,705 |
| 14 | 3,536 | 1,582 | 1,954 | 0 | 0 | 0 | 3,536 | 1,582 | 1,954 |
| 10 - 14 | 17,263 | 8,195 | 9,068 | 0 | 0 | 0 | 17,263 | 8,195 | 9,068 |
| 15 | 3,569 | 1,589 | 1,980 | 0 | 0 | 0 | 3,569 | 1,589 | 1,980 |
| 16 | 3,867 | 1,651 | 2,216 | 0 | 0 | 0 | 3,867 | 1,651 | 2,216 |
| 17 | 4,424 | 2,016 | 2,408 | 0 | 0 | 0 | 4,424 | 2,016 | 2,408 |
| 18 | 4,558 | 2,089 | 2,469 | 0 | 0 | 0 | 4,558 | 2,089 | 2,469 |
| 19 | 3,880 | 1,776 | 2,104 | 0 | 0 | 0 | 3,880 | 1,776 | 2,104 |
| 15 - 19 | 20,298 | 9,121 | 11,177 | 0 | 0 | 0 | 20,298 | 9,121 | 11,177 |
| 20 | 4,759 | 2,216 | 2,543 | 0 | 0 | 0 | 4,759 | 2,216 | 2,543 |
| 21 | 3,309 | 1,518 | 1,791 | 0 | 0 | 0 | 3,309 | 1,518 | 1,791 |
| 22 | 4,517 | 2,067 | 2,450 | 0 | 0 | 0 | 4,517 | 2,067 | 2,450 |
| 23 | 3,601 | 1,647 | 1,954 | 0 | 0 | 0 | 3,601 | 1,647 | 1,954 |
| 24 | 3,687 | 1,739 | 1,948 | 0 | 0 | 0 | 3,687 | 1,739 | 1,948 |
| 20 - 24 | 19,873 | 9,187 | 10,686 | 0 | 0 | 0 | 19,873 | 9,187 | 10,686 |
| 25 | 3,679 | 1,771 | 1,908 | 0 | 0 | 0 | 3,679 | 1,771 | 1,908 |
| 26 | 3,045 | 1,413 | 1,632 | 0 | 0 | 0 | 3,045 | 1,413 | 1,632 |
| 27 | 2,913 | 1,384 | 1,529 | 0 | 0 | 0 | 2,913 | 1,384 | 1,529 |
| 28 | 3,562 | 1,699 | 1,863 | 0 | 0 | 0 | 3,562 | 1,699 | 1,863 |
| 29 | 2,312 | 1,062 | 1,250 | 0 | 0 | 0 | 2,312 | 1,062 | 1,250 |
| 25 - 29 | 15,511 | 7,329 | 8,182 | 0 | 0 | 0 | 15,511 | 7,329 | 8,182 |
| 30 | 3,695 | 1,768 | 1,927 | 0 | 0 | 0 | 3,695 | 1,768 | 1,927 |
| 31 | 1,593 | 817 | 776 | 0 | 0 | 0 | 1,593 | 817 | 776 |
| 32 | 2,752 | 1,310 | 1,442 | 0 | 0 | 0 | 2,752 | 1,310 | 1,442 |
| 33 | 1,722 | 855 | 867 | 0 | 0 | 0 | 1,722 | 855 | 867 |
| 34 | 1,625 | 835 | 790 | 0 | 0 | 0 | 1,625 | 835 | 790 |
| 30 - 34 | 11,387 | 5,585 | 5,802 | 0 | 0 | 0 | 11,387 | 5,585 | 5,802 |
| 35 | 2,475 | 1,247 | 1,228 | 0 | 0 | 0 | 2,475 | 1,247 | 1,228 |
| 36 | 1,558 | 785 | 773 | 0 | 0 | 0 | 1,558 | 785 | 773 |
| 37 | 1,495 | 721 | 774 | 0 | 0 | 0 | 1,495 | 721 | 774 |
| 38 | 1,782 | 877 | 905 | 0 | 0 | 0 | 1,782 | 877 | 905 |
| 39 | 1,093 | 529 | 564 | 0 | 0 | 0 | 1,093 | 529 | 564 |
| 35 - 39 | 8,403 | 4,159 | 4,244 | 0 | 0 | 0 | 8,403 | 4,159 | 4,244 |

Table 11.3: Iringa Municipal Council: Total Population by Age in Single Years, Five Year Age Groups, Sex and Rural-Urban

| Age | Total | | | Rural | | | Urban | | |
|----------------|--------------|--------------|--------------|------------|----------|----------|--------------|--------------|--------------|
| | Both Sexes | Male | Female | Both Sexes | Male | Female | Both Sexes | Male | Female |
| 40 | 2,108 | 1,011 | 1,097 | 0 | 0 | 0 | 2,108 | 1,011 | 1,097 |
| 41 | 725 | 354 | 371 | 0 | 0 | 0 | 725 | 354 | 371 |
| 42 | 1,444 | 723 | 721 | 0 | 0 | 0 | 1,444 | 723 | 721 |
| 43 | 858 | 411 | 447 | 0 | 0 | 0 | 858 | 411 | 447 |
| 44 | 843 | 417 | 426 | 0 | 0 | 0 | 843 | 417 | 426 |
| 40 - 44 | 5,978 | 2,916 | 3,062 | 0 | 0 | 0 | 5,978 | 2,916 | 3,062 |
| 45 | 1,368 | 663 | 705 | 0 | 0 | 0 | 1,368 | 663 | 705 |
| 46 | 791 | 407 | 384 | 0 | 0 | 0 | 791 | 407 | 384 |
| 47 | 753 | 363 | 390 | 0 | 0 | 0 | 753 | 363 | 390 |
| 48 | 1,055 | 523 | 532 | 0 | 0 | 0 | 1,055 | 523 | 532 |
| 49 | 639 | 307 | 332 | 0 | 0 | 0 | 639 | 307 | 332 |
| 45 - 49 | 4,606 | 2,263 | 2,343 | 0 | 0 | 0 | 4,606 | 2,263 | 2,343 |
| 50 | 1,396 | 594 | 802 | 0 | 0 | 0 | 1,396 | 594 | 802 |
| 51 | 555 | 283 | 272 | 0 | 0 | 0 | 555 | 283 | 272 |
| 52 | 851 | 413 | 438 | 0 | 0 | 0 | 851 | 413 | 438 |
| 53 | 552 | 260 | 292 | 0 | 0 | 0 | 552 | 260 | 292 |
| 54 | 656 | 331 | 325 | 0 | 0 | 0 | 656 | 331 | 325 |
| 50 - 54 | 4,010 | 1,881 | 2,129 | 0 | 0 | 0 | 4,010 | 1,881 | 2,129 |
| 55 | 735 | 340 | 395 | 0 | 0 | 0 | 735 | 340 | 395 |
| 56 | 588 | 286 | 302 | 0 | 0 | 0 | 588 | 286 | 302 |
| 57 | 383 | 188 | 195 | 0 | 0 | 0 | 383 | 188 | 195 |
| 58 | 644 | 303 | 341 | 0 | 0 | 0 | 644 | 303 | 341 |
| 59 | 340 | 156 | 184 | 0 | 0 | 0 | 340 | 156 | 184 |
| 55 - 59 | 2,690 | 1,273 | 1,417 | 0 | 0 | 0 | 2,690 | 1,273 | 1,417 |
| 60 | 986 | 393 | 593 | 0 | 0 | 0 | 986 | 393 | 593 |
| 61 | 219 | 107 | 112 | 0 | 0 | 0 | 219 | 107 | 112 |
| 62 | 461 | 235 | 226 | 0 | 0 | 0 | 461 | 235 | 226 |
| 63 | 319 | 156 | 163 | 0 | 0 | 0 | 319 | 156 | 163 |
| 64 | 302 | 175 | 127 | 0 | 0 | 0 | 302 | 175 | 127 |
| 60 - 64 | 2,287 | 1,066 | 1,221 | 0 | 0 | 0 | 2,287 | 1,066 | 1,221 |
| 65 | 505 | 214 | 291 | 0 | 0 | 0 | 505 | 214 | 291 |
| 66 | 208 | 113 | 95 | 0 | 0 | 0 | 208 | 113 | 95 |
| 67 | 272 | 128 | 144 | 0 | 0 | 0 | 272 | 128 | 144 |
| 68 | 250 | 120 | 130 | 0 | 0 | 0 | 250 | 120 | 130 |
| 69 | 135 | 63 | 72 | 0 | 0 | 0 | 135 | 63 | 72 |
| 65 - 69 | 1,370 | 638 | 732 | 0 | 0 | 0 | 1,370 | 638 | 732 |
| 70 | 659 | 243 | 416 | 0 | 0 | 0 | 659 | 243 | 416 |
| 71 | 87 | 43 | 44 | 0 | 0 | 0 | 87 | 43 | 44 |
| 72 | 190 | 83 | 107 | 0 | 0 | 0 | 190 | 83 | 107 |
| 73 | 139 | 74 | 65 | 0 | 0 | 0 | 139 | 74 | 65 |
| 74 | 148 | 70 | 78 | 0 | 0 | 0 | 148 | 70 | 78 |
| 70 - 74 | 1,223 | 513 | 710 | 0 | 0 | 0 | 1,223 | 513 | 710 |
| 75 | 293 | 123 | 170 | 0 | 0 | 0 | 293 | 123 | 170 |
| 76 | 124 | 55 | 69 | 0 | 0 | 0 | 124 | 55 | 69 |
| 77 | 98 | 57 | 41 | 0 | 0 | 0 | 98 | 57 | 41 |
| 78 | 141 | 67 | 74 | 0 | 0 | 0 | 141 | 67 | 74 |
| 79 | 83 | 37 | 46 | 0 | 0 | 0 | 83 | 37 | 46 |
| 75 - 79 | 739 | 339 | 400 | 0 | 0 | 0 | 739 | 339 | 400 |
| 80+ | 1,075 | 386 | 689 | 0 | 0 | 0 | 1,075 | 386 | 689 |

Table 11.4: Kilolo District Council: Total Population by Age in Single Years, Five Year Age Groups, Sex and Rural-Urban

| Age | Total | | | Rural | | | Urban | | |
|----------------|----------------|----------------|----------------|----------------|----------------|----------------|---------------|--------------|--------------|
| | Both Sexes | Male | Female | Both Sexes | Male | Female | Both Sexes | Male | Female |
| Total | 218,130 | 105,856 | 112,274 | 206,343 | 100,297 | 106,046 | 11,787 | 5,559 | 6,228 |
| 0 | 6,059 | 2,997 | 3,062 | 5,734 | 2,832 | 2,902 | 325 | 165 | 160 |
| 1 | 5,720 | 2,832 | 2,888 | 5,442 | 2,708 | 2,734 | 278 | 124 | 154 |
| 2 | 5,938 | 2,923 | 3,015 | 5,619 | 2,770 | 2,849 | 319 | 153 | 166 |
| 3 | 6,180 | 3,014 | 3,166 | 5,882 | 2,863 | 3,019 | 298 | 151 | 147 |
| 4 | 6,517 | 3,259 | 3,258 | 6,211 | 3,104 | 3,107 | 306 | 155 | 151 |
| 0 - 4 | 30,414 | 15,025 | 15,389 | 28,888 | 14,277 | 14,611 | 1,526 | 748 | 778 |
| 5 | 6,721 | 3,389 | 3,332 | 6,396 | 3,219 | 3,177 | 325 | 170 | 155 |
| 6 | 6,927 | 3,475 | 3,452 | 6,651 | 3,338 | 3,313 | 276 | 137 | 139 |
| 7 | 6,560 | 3,324 | 3,236 | 6,246 | 3,174 | 3,072 | 314 | 150 | 164 |
| 8 | 6,428 | 3,161 | 3,267 | 6,124 | 3,017 | 3,107 | 304 | 144 | 160 |
| 9 | 6,328 | 3,183 | 3,145 | 6,076 | 3,059 | 3,017 | 252 | 124 | 128 |
| 5 - 9 | 32,964 | 16,532 | 16,432 | 31,493 | 15,807 | 15,686 | 1,471 | 725 | 746 |
| 10 | 7,090 | 3,633 | 3,457 | 6,778 | 3,495 | 3,283 | 312 | 138 | 174 |
| 11 | 5,662 | 2,729 | 2,933 | 5,385 | 2,598 | 2,787 | 277 | 131 | 146 |
| 12 | 7,783 | 4,001 | 3,782 | 7,453 | 3,836 | 3,617 | 330 | 165 | 165 |
| 13 | 5,766 | 2,919 | 2,847 | 5,514 | 2,805 | 2,709 | 252 | 114 | 138 |
| 14 | 5,606 | 2,878 | 2,728 | 5,321 | 2,743 | 2,578 | 285 | 135 | 150 |
| 10 - 14 | 31,907 | 16,160 | 15,747 | 30,451 | 15,477 | 14,974 | 1,456 | 683 | 773 |
| 15 | 4,893 | 2,719 | 2,174 | 4,630 | 2,603 | 2,027 | 263 | 116 | 147 |
| 16 | 4,149 | 2,298 | 1,851 | 3,899 | 2,191 | 1,708 | 250 | 107 | 143 |
| 17 | 3,891 | 2,180 | 1,711 | 3,639 | 2,073 | 1,566 | 252 | 107 | 145 |
| 18 | 4,483 | 2,425 | 2,058 | 4,168 | 2,288 | 1,880 | 315 | 137 | 178 |
| 19 | 3,180 | 1,648 | 1,532 | 2,933 | 1,541 | 1,392 | 247 | 107 | 140 |
| 15 - 19 | 20,596 | 11,270 | 9,326 | 19,269 | 10,696 | 8,573 | 1,327 | 574 | 753 |
| 20 | 4,433 | 2,164 | 2,269 | 4,129 | 2,020 | 2,109 | 304 | 144 | 160 |
| 21 | 2,692 | 1,289 | 1,403 | 2,476 | 1,185 | 1,291 | 216 | 104 | 112 |
| 22 | 3,804 | 1,749 | 2,055 | 3,525 | 1,631 | 1,894 | 279 | 118 | 161 |
| 23 | 2,662 | 1,208 | 1,454 | 2,450 | 1,121 | 1,329 | 212 | 87 | 125 |
| 24 | 2,831 | 1,286 | 1,545 | 2,605 | 1,198 | 1,407 | 226 | 88 | 138 |
| 20 - 24 | 16,422 | 7,696 | 8,726 | 15,185 | 7,155 | 8,030 | 1,237 | 541 | 696 |
| 25 | 3,890 | 1,842 | 2,048 | 3,646 | 1,726 | 1,920 | 244 | 116 | 128 |
| 26 | 2,758 | 1,274 | 1,484 | 2,535 | 1,174 | 1,361 | 223 | 100 | 123 |
| 27 | 2,632 | 1,237 | 1,395 | 2,423 | 1,147 | 1,276 | 209 | 90 | 119 |
| 28 | 3,716 | 1,661 | 2,055 | 3,447 | 1,544 | 1,903 | 269 | 117 | 152 |
| 29 | 2,416 | 1,076 | 1,340 | 2,259 | 999 | 1,260 | 157 | 77 | 80 |
| 25 - 29 | 15,412 | 7,090 | 8,322 | 14,310 | 6,590 | 7,720 | 1,102 | 500 | 602 |
| 30 | 5,014 | 2,198 | 2,816 | 4,697 | 2,054 | 2,643 | 317 | 144 | 173 |
| 31 | 1,658 | 793 | 865 | 1,524 | 722 | 802 | 134 | 71 | 63 |
| 32 | 3,375 | 1,585 | 1,790 | 3,152 | 1,474 | 1,678 | 223 | 111 | 112 |
| 33 | 2,002 | 953 | 1,049 | 1,852 | 870 | 982 | 150 | 83 | 67 |
| 34 | 1,757 | 848 | 909 | 1,622 | 784 | 838 | 135 | 64 | 71 |
| 30 - 34 | 13,806 | 6,377 | 7,429 | 12,847 | 5,904 | 6,943 | 959 | 473 | 486 |
| 35 | 4,086 | 1,891 | 2,195 | 3,860 | 1,761 | 2,099 | 226 | 130 | 96 |
| 36 | 2,094 | 1,010 | 1,084 | 1,967 | 941 | 1,026 | 127 | 69 | 58 |
| 37 | 2,000 | 973 | 1,027 | 1,836 | 891 | 945 | 164 | 82 | 82 |
| 38 | 2,784 | 1,308 | 1,476 | 2,629 | 1,230 | 1,399 | 155 | 78 | 77 |
| 39 | 1,697 | 738 | 959 | 1,591 | 689 | 902 | 106 | 49 | 57 |
| 35 - 39 | 12,661 | 5,920 | 6,741 | 11,883 | 5,512 | 6,371 | 778 | 408 | 370 |

Table 11.4: Kilolo District Council: Total Population by Age in Single Years, Five Year Age Groups, Sex and Rural-Urban

| Age | Total | | | Rural | | | Urban | | |
|----------------|--------------|--------------|--------------|--------------|--------------|--------------|------------|------------|------------|
| | Both Sexes | Male | Female | Both Sexes | Male | Female | Both Sexes | Male | Female |
| 40 | 3,989 | 1,718 | 2,271 | 3,794 | 1,613 | 2,181 | 195 | 105 | 90 |
| 41 | 1,073 | 518 | 555 | 999 | 480 | 519 | 74 | 38 | 36 |
| 42 | 2,280 | 1,108 | 1,172 | 2,154 | 1,052 | 1,102 | 126 | 56 | 70 |
| 43 | 1,213 | 589 | 624 | 1,135 | 547 | 588 | 78 | 42 | 36 |
| 44 | 1,253 | 661 | 592 | 1,183 | 623 | 560 | 70 | 38 | 32 |
| 40 - 44 | 9,808 | 4,594 | 5,214 | 9,265 | 4,315 | 4,950 | 543 | 279 | 264 |
| 45 | 2,796 | 1,254 | 1,542 | 2,678 | 1,188 | 1,490 | 118 | 66 | 52 |
| 46 | 1,193 | 561 | 632 | 1,138 | 537 | 601 | 55 | 24 | 31 |
| 47 | 989 | 502 | 487 | 924 | 468 | 456 | 65 | 34 | 31 |
| 48 | 1,656 | 775 | 881 | 1,565 | 732 | 833 | 91 | 43 | 48 |
| 49 | 1,070 | 518 | 552 | 1,027 | 496 | 531 | 43 | 22 | 21 |
| 45 - 49 | 7,704 | 3,610 | 4,094 | 7,332 | 3,421 | 3,911 | 372 | 189 | 183 |
| 50 | 2,957 | 1,072 | 1,885 | 2,860 | 1,031 | 1,829 | 97 | 41 | 56 |
| 51 | 862 | 486 | 376 | 809 | 454 | 355 | 53 | 32 | 21 |
| 52 | 1,463 | 701 | 762 | 1,385 | 661 | 724 | 78 | 40 | 38 |
| 53 | 768 | 387 | 381 | 736 | 372 | 364 | 32 | 15 | 17 |
| 54 | 812 | 409 | 403 | 762 | 380 | 382 | 50 | 29 | 21 |
| 50 - 54 | 6,862 | 3,055 | 3,807 | 6,552 | 2,898 | 3,654 | 310 | 157 | 153 |
| 55 | 1,485 | 596 | 889 | 1,436 | 586 | 850 | 49 | 10 | 39 |
| 56 | 857 | 415 | 442 | 824 | 400 | 424 | 33 | 15 | 18 |
| 57 | 547 | 289 | 258 | 514 | 278 | 236 | 33 | 11 | 22 |
| 58 | 1,044 | 498 | 546 | 1,003 | 478 | 525 | 41 | 20 | 21 |
| 59 | 461 | 241 | 220 | 433 | 227 | 206 | 28 | 14 | 14 |
| 55 - 59 | 4,394 | 2,039 | 2,355 | 4,210 | 1,969 | 2,241 | 184 | 70 | 114 |
| 60 | 2,393 | 851 | 1,542 | 2,323 | 819 | 1,504 | 70 | 32 | 38 |
| 61 | 411 | 216 | 195 | 396 | 208 | 188 | 15 | 8 | 7 |
| 62 | 817 | 399 | 418 | 774 | 381 | 393 | 43 | 18 | 25 |
| 63 | 412 | 212 | 200 | 393 | 202 | 191 | 19 | 10 | 9 |
| 64 | 399 | 220 | 179 | 377 | 205 | 172 | 22 | 15 | 7 |
| 60 - 64 | 4,432 | 1,898 | 2,534 | 4,263 | 1,815 | 2,448 | 169 | 83 | 86 |
| 65 | 1,323 | 509 | 814 | 1,284 | 493 | 791 | 39 | 16 | 23 |
| 66 | 309 | 149 | 160 | 297 | 145 | 152 | 12 | 4 | 8 |
| 67 | 458 | 232 | 226 | 442 | 222 | 220 | 16 | 10 | 6 |
| 68 | 605 | 265 | 340 | 584 | 253 | 331 | 21 | 12 | 9 |
| 69 | 250 | 119 | 131 | 243 | 116 | 127 | 7 | 3 | 4 |
| 65 - 69 | 2,945 | 1,274 | 1,671 | 2,850 | 1,229 | 1,621 | 95 | 45 | 50 |
| 70 | 1,880 | 672 | 1,208 | 1,827 | 653 | 1,174 | 53 | 19 | 34 |
| 71 | 201 | 97 | 104 | 191 | 93 | 98 | 10 | 4 | 6 |
| 72 | 476 | 227 | 249 | 462 | 220 | 242 | 14 | 7 | 7 |
| 73 | 225 | 109 | 116 | 208 | 103 | 105 | 17 | 6 | 11 |
| 74 | 186 | 85 | 101 | 178 | 83 | 95 | 8 | 2 | 6 |
| 70 - 74 | 2,968 | 1,190 | 1,778 | 2,866 | 1,152 | 1,714 | 102 | 38 | 64 |
| 75 | 916 | 382 | 534 | 896 | 376 | 520 | 20 | 6 | 14 |
| 76 | 242 | 126 | 116 | 231 | 124 | 107 | 11 | 2 | 9 |
| 77 | 157 | 75 | 82 | 151 | 71 | 80 | 6 | 4 | 2 |
| 78 | 368 | 177 | 191 | 357 | 171 | 186 | 11 | 6 | 5 |
| 79 | 145 | 71 | 74 | 136 | 68 | 68 | 9 | 3 | 6 |
| 75 - 79 | 1,828 | 831 | 997 | 1,771 | 810 | 961 | 57 | 21 | 36 |
| 80+ | 3,007 | 1,295 | 1,712 | 2,908 | 1,270 | 1,638 | 99 | 25 | 74 |

Table 11.5: Mafinga Town Council: Total Population by Age in Single Years, Five Year Age Groups, Sex and Rural-Urban

| Age | Total | | | Rural | | | Urban | | |
|----------------|---------------|---------------|---------------|------------|----------|----------|---------------|---------------|---------------|
| | Both Sexes | Male | Female | Both Sexes | Male | Female | Both Sexes | Male | Female |
| Total | 51,902 | 25,125 | 26,777 | 0 | 0 | 0 | 51,902 | 25,125 | 26,777 |
| 0 | 1,564 | 799 | 765 | 0 | 0 | 0 | 1,564 | 799 | 765 |
| 1 | 1,385 | 704 | 681 | 0 | 0 | 0 | 1,385 | 704 | 681 |
| 2 | 1,258 | 652 | 606 | 0 | 0 | 0 | 1,258 | 652 | 606 |
| 3 | 1,212 | 586 | 626 | 0 | 0 | 0 | 1,212 | 586 | 626 |
| 4 | 1,236 | 590 | 646 | 0 | 0 | 0 | 1,236 | 590 | 646 |
| 0 - 4 | 6,655 | 3,331 | 3,324 | 0 | 0 | 0 | 6,655 | 3,331 | 3,324 |
| 5 | 1,196 | 589 | 607 | 0 | 0 | 0 | 1,196 | 589 | 607 |
| 6 | 1,258 | 664 | 594 | 0 | 0 | 0 | 1,258 | 664 | 594 |
| 7 | 1,176 | 582 | 594 | 0 | 0 | 0 | 1,176 | 582 | 594 |
| 8 | 1,059 | 491 | 568 | 0 | 0 | 0 | 1,059 | 491 | 568 |
| 9 | 1,075 | 523 | 552 | 0 | 0 | 0 | 1,075 | 523 | 552 |
| 5 - 9 | 5,764 | 2,849 | 2,915 | 0 | 0 | 0 | 5,764 | 2,849 | 2,915 |
| 10 | 1,134 | 531 | 603 | 0 | 0 | 0 | 1,134 | 531 | 603 |
| 11 | 1,010 | 490 | 520 | 0 | 0 | 0 | 1,010 | 490 | 520 |
| 12 | 1,298 | 635 | 663 | 0 | 0 | 0 | 1,298 | 635 | 663 |
| 13 | 1,095 | 520 | 575 | 0 | 0 | 0 | 1,095 | 520 | 575 |
| 14 | 1,153 | 525 | 628 | 0 | 0 | 0 | 1,153 | 525 | 628 |
| 10 - 14 | 5,690 | 2,701 | 2,989 | 0 | 0 | 0 | 5,690 | 2,701 | 2,989 |
| 15 | 1,196 | 526 | 670 | 0 | 0 | 0 | 1,196 | 526 | 670 |
| 16 | 1,264 | 559 | 705 | 0 | 0 | 0 | 1,264 | 559 | 705 |
| 17 | 1,347 | 646 | 701 | 0 | 0 | 0 | 1,347 | 646 | 701 |
| 18 | 1,502 | 725 | 777 | 0 | 0 | 0 | 1,502 | 725 | 777 |
| 19 | 1,400 | 617 | 783 | 0 | 0 | 0 | 1,400 | 617 | 783 |
| 15 - 19 | 6,709 | 3,073 | 3,636 | 0 | 0 | 0 | 6,709 | 3,073 | 3,636 |
| 20 | 1,769 | 774 | 995 | 0 | 0 | 0 | 1,769 | 774 | 995 |
| 21 | 1,332 | 638 | 694 | 0 | 0 | 0 | 1,332 | 638 | 694 |
| 22 | 1,863 | 883 | 980 | 0 | 0 | 0 | 1,863 | 883 | 980 |
| 23 | 1,508 | 748 | 760 | 0 | 0 | 0 | 1,508 | 748 | 760 |
| 24 | 1,357 | 655 | 702 | 0 | 0 | 0 | 1,357 | 655 | 702 |
| 20 - 24 | 7,829 | 3,698 | 4,131 | 0 | 0 | 0 | 7,829 | 3,698 | 4,131 |
| 25 | 1,435 | 682 | 753 | 0 | 0 | 0 | 1,435 | 682 | 753 |
| 26 | 1,163 | 524 | 639 | 0 | 0 | 0 | 1,163 | 524 | 639 |
| 27 | 1,099 | 536 | 563 | 0 | 0 | 0 | 1,099 | 536 | 563 |
| 28 | 1,354 | 637 | 717 | 0 | 0 | 0 | 1,354 | 637 | 717 |
| 29 | 901 | 424 | 477 | 0 | 0 | 0 | 901 | 424 | 477 |
| 25 - 29 | 5,952 | 2,803 | 3,149 | 0 | 0 | 0 | 5,952 | 2,803 | 3,149 |
| 30 | 1,320 | 652 | 668 | 0 | 0 | 0 | 1,320 | 652 | 668 |
| 31 | 599 | 299 | 300 | 0 | 0 | 0 | 599 | 299 | 300 |
| 32 | 987 | 499 | 488 | 0 | 0 | 0 | 987 | 499 | 488 |
| 33 | 672 | 366 | 306 | 0 | 0 | 0 | 672 | 366 | 306 |
| 34 | 521 | 276 | 245 | 0 | 0 | 0 | 521 | 276 | 245 |
| 30 - 34 | 4,099 | 2,092 | 2,007 | 0 | 0 | 0 | 4,099 | 2,092 | 2,007 |
| 35 | 816 | 463 | 353 | 0 | 0 | 0 | 816 | 463 | 353 |
| 36 | 526 | 263 | 263 | 0 | 0 | 0 | 526 | 263 | 263 |
| 37 | 521 | 288 | 233 | 0 | 0 | 0 | 521 | 288 | 233 |
| 38 | 581 | 300 | 281 | 0 | 0 | 0 | 581 | 300 | 281 |
| 39 | 391 | 187 | 204 | 0 | 0 | 0 | 391 | 187 | 204 |
| 35 - 39 | 2,835 | 1,501 | 1,334 | 0 | 0 | 0 | 2,835 | 1,501 | 1,334 |

Table 11.5: Mafinga Town Council: Total Population by Age in Single Years, Five Year Age Groups, Sex and Rural-Urban

| Age | Total | | | Rural | | | Urban | | |
|----------------|--------------|------------|------------|------------|----------|----------|--------------|------------|------------|
| | Both Sexes | Male | Female | Both Sexes | Male | Female | Both Sexes | Male | Female |
| 40 | 618 | 300 | 318 | 0 | 0 | 0 | 618 | 300 | 318 |
| 41 | 238 | 119 | 119 | 0 | 0 | 0 | 238 | 119 | 119 |
| 42 | 439 | 228 | 211 | 0 | 0 | 0 | 439 | 228 | 211 |
| 43 | 266 | 134 | 132 | 0 | 0 | 0 | 266 | 134 | 132 |
| 44 | 270 | 134 | 136 | 0 | 0 | 0 | 270 | 134 | 136 |
| 40 - 44 | 1,831 | 915 | 916 | 0 | 0 | 0 | 1,831 | 915 | 916 |
| 45 | 365 | 196 | 169 | 0 | 0 | 0 | 365 | 196 | 169 |
| 46 | 232 | 125 | 107 | 0 | 0 | 0 | 232 | 125 | 107 |
| 47 | 231 | 113 | 118 | 0 | 0 | 0 | 231 | 113 | 118 |
| 48 | 289 | 131 | 158 | 0 | 0 | 0 | 289 | 131 | 158 |
| 49 | 184 | 98 | 86 | 0 | 0 | 0 | 184 | 98 | 86 |
| 45 - 49 | 1,301 | 663 | 638 | 0 | 0 | 0 | 1,301 | 663 | 638 |
| 50 | 347 | 146 | 201 | 0 | 0 | 0 | 347 | 146 | 201 |
| 51 | 147 | 81 | 66 | 0 | 0 | 0 | 147 | 81 | 66 |
| 52 | 237 | 112 | 125 | 0 | 0 | 0 | 237 | 112 | 125 |
| 53 | 180 | 81 | 99 | 0 | 0 | 0 | 180 | 81 | 99 |
| 54 | 185 | 96 | 89 | 0 | 0 | 0 | 185 | 96 | 89 |
| 50 - 54 | 1,096 | 516 | 580 | 0 | 0 | 0 | 1,096 | 516 | 580 |
| 55 | 151 | 69 | 82 | 0 | 0 | 0 | 151 | 69 | 82 |
| 56 | 139 | 68 | 71 | 0 | 0 | 0 | 139 | 68 | 71 |
| 57 | 121 | 54 | 67 | 0 | 0 | 0 | 121 | 54 | 67 |
| 58 | 165 | 88 | 77 | 0 | 0 | 0 | 165 | 88 | 77 |
| 59 | 93 | 54 | 39 | 0 | 0 | 0 | 93 | 54 | 39 |
| 55 - 59 | 669 | 333 | 336 | 0 | 0 | 0 | 669 | 333 | 336 |
| 60 | 237 | 95 | 142 | 0 | 0 | 0 | 237 | 95 | 142 |
| 61 | 68 | 41 | 27 | 0 | 0 | 0 | 68 | 41 | 27 |
| 62 | 90 | 43 | 47 | 0 | 0 | 0 | 90 | 43 | 47 |
| 63 | 76 | 50 | 26 | 0 | 0 | 0 | 76 | 50 | 26 |
| 64 | 69 | 40 | 29 | 0 | 0 | 0 | 69 | 40 | 29 |
| 60 - 64 | 540 | 269 | 271 | 0 | 0 | 0 | 540 | 269 | 271 |
| 65 | 99 | 40 | 59 | 0 | 0 | 0 | 99 | 40 | 59 |
| 66 | 44 | 23 | 21 | 0 | 0 | 0 | 44 | 23 | 21 |
| 67 | 46 | 32 | 14 | 0 | 0 | 0 | 46 | 32 | 14 |
| 68 | 64 | 24 | 40 | 0 | 0 | 0 | 64 | 24 | 40 |
| 69 | 31 | 16 | 15 | 0 | 0 | 0 | 31 | 16 | 15 |
| 65 - 69 | 284 | 135 | 149 | 0 | 0 | 0 | 284 | 135 | 149 |
| 70 | 134 | 47 | 87 | 0 | 0 | 0 | 134 | 47 | 87 |
| 71 | 21 | 11 | 10 | 0 | 0 | 0 | 21 | 11 | 10 |
| 72 | 39 | 17 | 22 | 0 | 0 | 0 | 39 | 17 | 22 |
| 73 | 27 | 13 | 14 | 0 | 0 | 0 | 27 | 13 | 14 |
| 74 | 19 | 10 | 9 | 0 | 0 | 0 | 19 | 10 | 9 |
| 70 - 74 | 240 | 98 | 142 | 0 | 0 | 0 | 240 | 98 | 142 |
| 75 | 65 | 26 | 39 | 0 | 0 | 0 | 65 | 26 | 39 |
| 76 | 28 | 13 | 15 | 0 | 0 | 0 | 28 | 13 | 15 |
| 77 | 26 | 12 | 14 | 0 | 0 | 0 | 26 | 12 | 14 |
| 78 | 35 | 10 | 25 | 0 | 0 | 0 | 35 | 10 | 25 |
| 79 | 11 | 3 | 8 | 0 | 0 | 0 | 11 | 3 | 8 |
| 75 - 79 | 165 | 64 | 101 | 0 | 0 | 0 | 165 | 64 | 101 |
| 80+ | 243 | 84 | 159 | 0 | 0 | 0 | 243 | 84 | 159 |

Table 12.0: Mbeya Region: Total Population by Age in Single Years, Five Year Age Groups, Sex and Rural-Urban

| Age | Total | | | Rural | | | Urban | | |
|----------------|------------------|------------------|------------------|------------------|----------------|----------------|----------------|----------------|----------------|
| | Both Sexes | Male | Female | Both Sexes | Male | Female | Both Sexes | Male | Female |
| Total | 2,707,410 | 1,297,738 | 1,409,672 | 1,809,298 | 869,874 | 939,424 | 898,112 | 427,864 | 470,248 |
| 0 | 84,313 | 41,717 | 42,596 | 57,228 | 28,193 | 29,035 | 27,085 | 13,524 | 13,561 |
| 1 | 83,091 | 41,374 | 41,717 | 57,781 | 28,725 | 29,056 | 25,310 | 12,649 | 12,661 |
| 2 | 84,973 | 42,383 | 42,590 | 59,734 | 29,713 | 30,021 | 25,239 | 12,670 | 12,569 |
| 3 | 83,647 | 41,530 | 42,117 | 59,246 | 29,421 | 29,825 | 24,401 | 12,109 | 12,292 |
| 4 | 85,458 | 42,355 | 43,103 | 60,308 | 29,864 | 30,444 | 25,150 | 12,491 | 12,659 |
| 0 - 4 | 421,482 | 209,359 | 212,123 | 294,297 | 145,916 | 148,381 | 127,185 | 63,443 | 63,742 |
| 5 | 81,991 | 41,214 | 40,777 | 57,905 | 29,085 | 28,820 | 24,086 | 12,129 | 11,957 |
| 6 | 82,124 | 40,470 | 41,654 | 57,968 | 28,637 | 29,331 | 24,156 | 11,833 | 12,323 |
| 7 | 80,094 | 40,122 | 39,972 | 56,700 | 28,460 | 28,240 | 23,394 | 11,662 | 11,732 |
| 8 | 76,790 | 37,824 | 38,966 | 54,833 | 27,104 | 27,729 | 21,957 | 10,720 | 11,237 |
| 9 | 71,063 | 34,926 | 36,137 | 49,601 | 24,674 | 24,927 | 21,462 | 10,252 | 11,210 |
| 5 - 9 | 392,062 | 194,556 | 197,506 | 277,007 | 137,960 | 139,047 | 115,055 | 56,596 | 58,459 |
| 10 | 76,558 | 38,018 | 38,540 | 53,918 | 27,055 | 26,863 | 22,640 | 10,963 | 11,677 |
| 11 | 60,139 | 29,358 | 30,781 | 41,806 | 20,557 | 21,249 | 18,333 | 8,801 | 9,532 |
| 12 | 87,133 | 43,590 | 43,543 | 60,820 | 30,835 | 29,985 | 26,313 | 12,755 | 13,558 |
| 13 | 63,189 | 31,163 | 32,026 | 43,323 | 21,668 | 21,655 | 19,866 | 9,495 | 10,371 |
| 14 | 64,653 | 31,527 | 33,126 | 43,652 | 21,967 | 21,685 | 21,001 | 9,560 | 11,441 |
| 10 - 14 | 351,672 | 173,656 | 178,016 | 243,519 | 122,082 | 121,437 | 108,153 | 51,574 | 56,579 |
| 15 | 60,418 | 30,062 | 30,356 | 39,826 | 20,747 | 19,079 | 20,592 | 9,315 | 11,277 |
| 16 | 57,966 | 27,974 | 29,992 | 36,637 | 18,508 | 18,129 | 21,329 | 9,466 | 11,863 |
| 17 | 55,736 | 27,136 | 28,600 | 34,332 | 17,449 | 16,883 | 21,404 | 9,687 | 11,717 |
| 18 | 65,776 | 30,886 | 34,890 | 41,399 | 19,764 | 21,635 | 24,377 | 11,122 | 13,255 |
| 19 | 50,740 | 22,775 | 27,965 | 30,650 | 13,994 | 16,656 | 20,090 | 8,781 | 11,309 |
| 15 - 19 | 290,636 | 138,833 | 151,803 | 182,844 | 90,462 | 92,382 | 107,792 | 48,371 | 59,421 |
| 20 | 67,385 | 29,527 | 37,858 | 41,566 | 18,355 | 23,211 | 25,819 | 11,172 | 14,647 |
| 21 | 40,855 | 19,058 | 21,797 | 23,835 | 11,325 | 12,510 | 17,020 | 7,733 | 9,287 |
| 22 | 55,962 | 25,465 | 30,497 | 32,828 | 15,155 | 17,673 | 23,134 | 10,310 | 12,824 |
| 23 | 39,616 | 18,092 | 21,524 | 22,503 | 10,434 | 12,069 | 17,113 | 7,658 | 9,455 |
| 24 | 42,636 | 19,510 | 23,126 | 24,434 | 11,389 | 13,045 | 18,202 | 8,121 | 10,081 |
| 20 - 24 | 246,454 | 111,652 | 134,802 | 145,166 | 66,658 | 78,508 | 101,288 | 44,994 | 56,294 |
| 25 | 52,385 | 23,812 | 28,573 | 32,097 | 14,456 | 17,641 | 20,288 | 9,356 | 10,932 |
| 26 | 39,166 | 17,906 | 21,260 | 22,654 | 10,396 | 12,258 | 16,512 | 7,510 | 9,002 |
| 27 | 37,440 | 17,603 | 19,837 | 21,740 | 10,308 | 11,432 | 15,700 | 7,295 | 8,405 |
| 28 | 49,907 | 22,671 | 27,236 | 29,956 | 13,385 | 16,571 | 19,951 | 9,286 | 10,665 |
| 29 | 31,124 | 14,221 | 16,903 | 18,567 | 8,463 | 10,104 | 12,557 | 5,758 | 6,799 |
| 25 - 29 | 210,022 | 96,213 | 113,809 | 125,014 | 57,008 | 68,006 | 85,008 | 39,205 | 45,803 |
| 30 | 59,813 | 26,676 | 33,137 | 37,428 | 16,010 | 21,418 | 22,385 | 10,666 | 11,719 |
| 31 | 23,043 | 11,066 | 11,977 | 14,083 | 6,702 | 7,381 | 8,960 | 4,364 | 4,596 |
| 32 | 42,665 | 20,008 | 22,657 | 25,896 | 11,949 | 13,947 | 16,769 | 8,059 | 8,710 |
| 33 | 26,436 | 12,694 | 13,742 | 15,877 | 7,546 | 8,331 | 10,559 | 5,148 | 5,411 |
| 34 | 24,917 | 11,991 | 12,926 | 15,228 | 7,162 | 8,066 | 9,689 | 4,829 | 4,860 |
| 30 - 34 | 176,874 | 82,435 | 94,439 | 108,512 | 49,369 | 59,143 | 68,362 | 33,066 | 35,296 |
| 35 | 42,583 | 20,739 | 21,844 | 27,624 | 13,010 | 14,614 | 14,959 | 7,729 | 7,230 |
| 36 | 26,384 | 12,770 | 13,614 | 16,496 | 7,839 | 8,657 | 9,888 | 4,931 | 4,957 |
| 37 | 25,991 | 12,866 | 13,125 | 16,446 | 7,988 | 8,458 | 9,545 | 4,878 | 4,667 |
| 38 | 31,567 | 14,826 | 16,741 | 20,780 | 9,470 | 11,310 | 10,787 | 5,356 | 5,431 |
| 39 | 20,249 | 9,739 | 10,510 | 13,185 | 6,149 | 7,036 | 7,064 | 3,590 | 3,474 |
| 35 - 39 | 146,774 | 70,940 | 75,834 | 94,531 | 44,456 | 50,075 | 52,243 | 26,484 | 25,759 |

Table 12.0: Mbeya Region: Total Population by Age in Single Years, Five Year Age Groups, Sex and Rural-Urban

| Age | Total | | | Rural | | | Urban | | |
|----------------|----------------|---------------|---------------|---------------|---------------|---------------|---------------|---------------|---------------|
| | Both Sexes | Male | Female | Both Sexes | Male | Female | Both Sexes | Male | Female |
| 40 | 42,719 | 19,403 | 23,316 | 29,430 | 12,748 | 16,682 | 13,289 | 6,655 | 6,634 |
| 41 | 12,485 | 6,385 | 6,100 | 8,319 | 4,216 | 4,103 | 4,166 | 2,169 | 1,997 |
| 42 | 24,666 | 12,374 | 12,292 | 16,205 | 8,026 | 8,179 | 8,461 | 4,348 | 4,113 |
| 43 | 14,441 | 6,974 | 7,467 | 9,523 | 4,637 | 4,886 | 4,918 | 2,337 | 2,581 |
| 44 | 14,908 | 7,628 | 7,280 | 9,865 | 5,058 | 4,807 | 5,043 | 2,570 | 2,473 |
| 40 - 44 | 109,219 | 52,764 | 56,455 | 73,342 | 34,685 | 38,657 | 35,877 | 18,079 | 17,798 |
| 45 | 25,874 | 12,266 | 13,608 | 17,887 | 8,191 | 9,696 | 7,987 | 4,075 | 3,912 |
| 46 | 13,793 | 6,931 | 6,862 | 9,403 | 4,738 | 4,665 | 4,390 | 2,193 | 2,197 |
| 47 | 12,082 | 6,047 | 6,035 | 7,903 | 3,959 | 3,944 | 4,179 | 2,088 | 2,091 |
| 48 | 19,493 | 9,188 | 10,305 | 13,602 | 6,397 | 7,205 | 5,891 | 2,791 | 3,100 |
| 49 | 24,794 | 5,633 | 19,161 | 16,671 | 3,836 | 12,835 | 8,123 | 1,797 | 6,326 |
| 45 - 49 | 96,036 | 40,065 | 55,971 | 65,466 | 27,121 | 38,345 | 30,570 | 12,944 | 17,626 |
| 50 | 26,515 | 11,709 | 14,806 | 19,426 | 8,283 | 11,143 | 7,089 | 3,426 | 3,663 |
| 51 | 8,576 | 4,824 | 3,752 | 6,017 | 3,398 | 2,619 | 2,559 | 1,426 | 1,133 |
| 52 | 13,982 | 7,417 | 6,565 | 9,881 | 5,192 | 4,689 | 4,101 | 2,225 | 1,876 |
| 53 | 7,835 | 4,189 | 3,646 | 5,344 | 2,881 | 2,463 | 2,491 | 1,308 | 1,183 |
| 54 | 9,891 | 5,392 | 4,499 | 6,688 | 3,632 | 3,056 | 3,203 | 1,760 | 1,443 |
| 50 - 54 | 66,799 | 33,531 | 33,268 | 47,356 | 23,386 | 23,970 | 19,443 | 10,145 | 9,298 |
| 55 | 13,569 | 6,334 | 7,235 | 9,871 | 4,487 | 5,384 | 3,698 | 1,847 | 1,851 |
| 56 | 9,010 | 4,566 | 4,444 | 6,335 | 3,135 | 3,200 | 2,675 | 1,431 | 1,244 |
| 57 | 6,837 | 3,502 | 3,335 | 4,824 | 2,404 | 2,420 | 2,013 | 1,098 | 915 |
| 58 | 10,810 | 5,408 | 5,402 | 7,908 | 3,875 | 4,033 | 2,902 | 1,533 | 1,369 |
| 59 | 5,477 | 2,845 | 2,632 | 3,919 | 2,038 | 1,881 | 1,558 | 807 | 751 |
| 55 - 59 | 45,703 | 22,655 | 23,048 | 32,857 | 15,939 | 16,918 | 12,846 | 6,716 | 6,130 |
| 60 | 21,625 | 9,112 | 12,513 | 16,423 | 6,813 | 9,610 | 5,202 | 2,299 | 2,903 |
| 61 | 4,548 | 2,433 | 2,115 | 3,362 | 1,782 | 1,580 | 1,186 | 651 | 535 |
| 62 | 8,689 | 4,423 | 4,266 | 6,315 | 3,130 | 3,185 | 2,374 | 1,293 | 1,081 |
| 63 | 5,511 | 2,835 | 2,676 | 4,081 | 2,079 | 2,002 | 1,430 | 756 | 674 |
| 64 | 5,085 | 2,845 | 2,240 | 3,645 | 2,012 | 1,633 | 1,440 | 833 | 607 |
| 60 - 64 | 45,458 | 21,648 | 23,810 | 33,826 | 15,816 | 18,010 | 11,632 | 5,832 | 5,800 |
| 65 | 11,512 | 4,846 | 6,666 | 8,855 | 3,652 | 5,203 | 2,657 | 1,194 | 1,463 |
| 66 | 4,075 | 2,183 | 1,892 | 3,054 | 1,603 | 1,451 | 1,021 | 580 | 441 |
| 67 | 5,445 | 2,853 | 2,592 | 4,118 | 2,166 | 1,952 | 1,327 | 687 | 640 |
| 68 | 7,287 | 3,100 | 4,187 | 5,804 | 2,424 | 3,380 | 1,483 | 676 | 807 |
| 69 | 3,325 | 1,594 | 1,731 | 2,595 | 1,221 | 1,374 | 730 | 373 | 357 |
| 65 - 69 | 31,644 | 14,576 | 17,068 | 24,426 | 11,066 | 13,360 | 7,218 | 3,510 | 3,708 |
| 70 | 16,365 | 6,678 | 9,687 | 12,910 | 5,349 | 7,561 | 3,455 | 1,329 | 2,126 |
| 71 | 2,330 | 1,251 | 1,079 | 1,854 | 970 | 884 | 476 | 281 | 195 |
| 72 | 5,597 | 2,729 | 2,868 | 4,418 | 2,129 | 2,289 | 1,179 | 600 | 579 |
| 73 | 2,880 | 1,590 | 1,290 | 2,210 | 1,214 | 996 | 670 | 376 | 294 |
| 74 | 2,726 | 1,523 | 1,203 | 2,136 | 1,172 | 964 | 590 | 351 | 239 |
| 70 - 74 | 29,898 | 13,771 | 16,127 | 23,528 | 10,834 | 12,694 | 6,370 | 2,937 | 3,433 |
| 75 | 7,236 | 3,149 | 4,087 | 5,769 | 2,504 | 3,265 | 1,467 | 645 | 822 |
| 76 | 3,201 | 1,627 | 1,574 | 2,538 | 1,270 | 1,268 | 663 | 357 | 306 |
| 77 | 2,268 | 1,278 | 990 | 1,726 | 969 | 757 | 542 | 309 | 233 |
| 78 | 4,489 | 2,059 | 2,430 | 3,645 | 1,699 | 1,946 | 844 | 360 | 484 |
| 79 | 2,258 | 1,141 | 1,117 | 1,865 | 944 | 921 | 393 | 197 | 196 |
| 75 - 79 | 19,452 | 9,254 | 10,198 | 15,543 | 7,386 | 8,157 | 3,909 | 1,868 | 2,041 |
| 80+ | 27,225 | 11,830 | 15,395 | 22,064 | 9,730 | 12,334 | 5,161 | 2,100 | 3,061 |

Table 12.1: Chunya District Council: Total Population by Age in Single Years, Five Year Age Groups, Sex and Rural-Urban

| Age | Total | | | Rural | | | Urban | | |
|----------------|----------------|----------------|----------------|----------------|----------------|----------------|---------------|---------------|---------------|
| | Both Sexes | Male | Female | Both Sexes | Male | Female | Both Sexes | Male | Female |
| Total | 290,478 | 145,420 | 145,058 | 228,836 | 114,927 | 113,909 | 61,642 | 30,493 | 31,149 |
| 0 | 10,249 | 5,017 | 5,232 | 8,375 | 4,064 | 4,311 | 1,874 | 953 | 921 |
| 1 | 10,420 | 5,181 | 5,239 | 8,349 | 4,157 | 4,192 | 2,071 | 1,024 | 1,047 |
| 2 | 11,192 | 5,595 | 5,597 | 8,864 | 4,427 | 4,437 | 2,328 | 1,168 | 1,160 |
| 3 | 10,783 | 5,291 | 5,492 | 8,737 | 4,283 | 4,454 | 2,046 | 1,008 | 1,038 |
| 4 | 10,574 | 5,228 | 5,346 | 8,563 | 4,211 | 4,352 | 2,011 | 1,017 | 994 |
| 0 - 4 | 53,218 | 26,312 | 26,906 | 42,888 | 21,142 | 21,746 | 10,330 | 5,170 | 5,160 |
| 5 | 10,257 | 5,207 | 5,050 | 8,323 | 4,242 | 4,081 | 1,934 | 965 | 969 |
| 6 | 9,397 | 4,593 | 4,804 | 7,603 | 3,702 | 3,901 | 1,794 | 891 | 903 |
| 7 | 9,163 | 4,594 | 4,569 | 7,396 | 3,705 | 3,691 | 1,767 | 889 | 878 |
| 8 | 8,419 | 4,126 | 4,293 | 6,773 | 3,326 | 3,447 | 1,646 | 800 | 846 |
| 9 | 7,155 | 3,550 | 3,605 | 5,641 | 2,829 | 2,812 | 1,514 | 721 | 793 |
| 5 - 9 | 44,391 | 22,070 | 22,321 | 35,736 | 17,804 | 17,932 | 8,655 | 4,266 | 4,389 |
| 10 | 8,389 | 4,182 | 4,207 | 6,759 | 3,346 | 3,413 | 1,630 | 836 | 794 |
| 11 | 6,027 | 2,967 | 3,060 | 4,797 | 2,403 | 2,394 | 1,230 | 564 | 666 |
| 12 | 9,041 | 4,530 | 4,511 | 7,155 | 3,608 | 3,547 | 1,886 | 922 | 964 |
| 13 | 6,228 | 3,151 | 3,077 | 4,924 | 2,510 | 2,414 | 1,304 | 641 | 663 |
| 14 | 6,156 | 3,127 | 3,029 | 4,938 | 2,531 | 2,407 | 1,218 | 596 | 622 |
| 10 - 14 | 35,841 | 17,957 | 17,884 | 28,573 | 14,398 | 14,175 | 7,268 | 3,559 | 3,709 |
| 15 | 5,891 | 3,011 | 2,880 | 4,646 | 2,421 | 2,225 | 1,245 | 590 | 655 |
| 16 | 5,592 | 2,760 | 2,832 | 4,395 | 2,227 | 2,168 | 1,197 | 533 | 664 |
| 17 | 5,315 | 2,680 | 2,635 | 4,125 | 2,141 | 1,984 | 1,190 | 539 | 651 |
| 18 | 6,698 | 3,182 | 3,516 | 5,299 | 2,549 | 2,750 | 1,399 | 633 | 766 |
| 19 | 4,835 | 2,237 | 2,598 | 3,694 | 1,755 | 1,939 | 1,141 | 482 | 659 |
| 15 - 19 | 28,331 | 13,870 | 14,461 | 22,159 | 11,093 | 11,066 | 6,172 | 2,777 | 3,395 |
| 20 | 7,261 | 3,225 | 4,036 | 5,686 | 2,552 | 3,134 | 1,575 | 673 | 902 |
| 21 | 3,883 | 1,903 | 1,980 | 2,952 | 1,459 | 1,493 | 931 | 444 | 487 |
| 22 | 5,883 | 2,744 | 3,139 | 4,500 | 2,131 | 2,369 | 1,383 | 613 | 770 |
| 23 | 4,017 | 1,943 | 2,074 | 3,012 | 1,485 | 1,527 | 1,005 | 458 | 547 |
| 24 | 4,562 | 2,187 | 2,375 | 3,478 | 1,702 | 1,776 | 1,084 | 485 | 599 |
| 20 - 24 | 25,606 | 12,002 | 13,604 | 19,628 | 9,329 | 10,299 | 5,978 | 2,673 | 3,305 |
| 25 | 5,706 | 2,764 | 2,942 | 4,452 | 2,139 | 2,313 | 1,254 | 625 | 629 |
| 26 | 4,317 | 2,101 | 2,216 | 3,305 | 1,624 | 1,681 | 1,012 | 477 | 535 |
| 27 | 3,843 | 1,975 | 1,868 | 2,908 | 1,465 | 1,443 | 935 | 510 | 425 |
| 28 | 5,795 | 2,871 | 2,924 | 4,467 | 2,203 | 2,264 | 1,328 | 668 | 660 |
| 29 | 3,400 | 1,722 | 1,678 | 2,541 | 1,275 | 1,266 | 859 | 447 | 412 |
| 25 - 29 | 23,061 | 11,433 | 11,628 | 17,673 | 8,706 | 8,967 | 5,388 | 2,727 | 2,661 |
| 30 | 6,589 | 3,161 | 3,428 | 5,153 | 2,491 | 2,662 | 1,436 | 670 | 766 |
| 31 | 2,322 | 1,214 | 1,108 | 1,804 | 945 | 859 | 518 | 269 | 249 |
| 32 | 4,622 | 2,368 | 2,254 | 3,577 | 1,833 | 1,744 | 1,045 | 535 | 510 |
| 33 | 2,642 | 1,332 | 1,310 | 2,027 | 1,038 | 989 | 615 | 294 | 321 |
| 34 | 2,570 | 1,369 | 1,201 | 1,957 | 1,035 | 922 | 613 | 334 | 279 |
| 30 - 34 | 18,745 | 9,444 | 9,301 | 14,518 | 7,342 | 7,176 | 4,227 | 2,102 | 2,125 |
| 35 | 4,289 | 2,349 | 1,940 | 3,374 | 1,860 | 1,514 | 915 | 489 | 426 |
| 36 | 2,728 | 1,449 | 1,279 | 2,126 | 1,117 | 1,009 | 602 | 332 | 270 |
| 37 | 2,569 | 1,379 | 1,190 | 1,990 | 1,057 | 933 | 579 | 322 | 257 |
| 38 | 3,531 | 1,865 | 1,666 | 2,803 | 1,466 | 1,337 | 728 | 399 | 329 |
| 39 | 2,037 | 1,057 | 980 | 1,585 | 815 | 770 | 452 | 242 | 210 |
| 35 - 39 | 15,154 | 8,099 | 7,055 | 11,878 | 6,315 | 5,563 | 3,276 | 1,784 | 1,492 |

Table 12.1: Chunya District Council: Total Population by Age in Single Years, Five Year Age Groups, Sex and Rural-Urban

| Age | Total | | | Rural | | | Urban | | |
|----------------|---------------|--------------|--------------|--------------|--------------|--------------|--------------|--------------|--------------|
| | Both Sexes | Male | Female | Both Sexes | Male | Female | Both Sexes | Male | Female |
| 40 | 4,606 | 2,273 | 2,333 | 3,649 | 1,804 | 1,845 | 957 | 469 | 488 |
| 41 | 1,266 | 685 | 581 | 1,002 | 547 | 455 | 264 | 138 | 126 |
| 42 | 2,634 | 1,401 | 1,233 | 2,034 | 1,108 | 926 | 600 | 293 | 307 |
| 43 | 1,432 | 756 | 676 | 1,096 | 592 | 504 | 336 | 164 | 172 |
| 44 | 1,609 | 895 | 714 | 1,223 | 686 | 537 | 386 | 209 | 177 |
| 40 - 44 | 11,547 | 6,010 | 5,537 | 9,004 | 4,737 | 4,267 | 2,543 | 1,273 | 1,270 |
| 45 | 2,657 | 1,376 | 1,281 | 2,047 | 1,054 | 993 | 610 | 322 | 288 |
| 46 | 1,471 | 829 | 642 | 1,132 | 654 | 478 | 339 | 175 | 164 |
| 47 | 1,230 | 650 | 580 | 930 | 491 | 439 | 300 | 159 | 141 |
| 48 | 2,208 | 1,118 | 1,090 | 1,659 | 859 | 800 | 549 | 259 | 290 |
| 49 | 2,507 | 675 | 1,832 | 1,660 | 501 | 1,159 | 847 | 174 | 673 |
| 45 - 49 | 10,073 | 4,648 | 5,425 | 7,428 | 3,559 | 3,869 | 2,645 | 1,089 | 1,556 |
| 50 | 2,703 | 1,414 | 1,289 | 2,065 | 1,047 | 1,018 | 638 | 367 | 271 |
| 51 | 916 | 558 | 358 | 711 | 424 | 287 | 205 | 134 | 71 |
| 52 | 1,513 | 901 | 612 | 1,178 | 675 | 503 | 335 | 226 | 109 |
| 53 | 722 | 461 | 261 | 537 | 345 | 192 | 185 | 116 | 69 |
| 54 | 1,072 | 682 | 390 | 803 | 501 | 302 | 269 | 181 | 88 |
| 50 - 54 | 6,926 | 4,016 | 2,910 | 5,294 | 2,992 | 2,302 | 1,632 | 1,024 | 608 |
| 55 | 1,302 | 684 | 618 | 1,009 | 520 | 489 | 293 | 164 | 129 |
| 56 | 913 | 569 | 344 | 717 | 436 | 281 | 196 | 133 | 63 |
| 57 | 661 | 368 | 293 | 521 | 280 | 241 | 140 | 88 | 52 |
| 58 | 1,139 | 663 | 476 | 902 | 510 | 392 | 237 | 153 | 84 |
| 59 | 544 | 311 | 233 | 432 | 246 | 186 | 112 | 65 | 47 |
| 55 - 59 | 4,559 | 2,595 | 1,964 | 3,581 | 1,992 | 1,589 | 978 | 603 | 375 |
| 60 | 2,019 | 1,026 | 993 | 1,639 | 799 | 840 | 380 | 227 | 153 |
| 61 | 467 | 274 | 193 | 375 | 213 | 162 | 92 | 61 | 31 |
| 62 | 883 | 523 | 360 | 684 | 384 | 300 | 199 | 139 | 60 |
| 63 | 653 | 364 | 289 | 518 | 286 | 232 | 135 | 78 | 57 |
| 64 | 449 | 283 | 166 | 348 | 222 | 126 | 101 | 61 | 40 |
| 60 - 64 | 4,471 | 2,470 | 2,001 | 3,564 | 1,904 | 1,660 | 907 | 566 | 341 |
| 65 | 938 | 461 | 477 | 754 | 364 | 390 | 184 | 97 | 87 |
| 66 | 322 | 215 | 107 | 241 | 155 | 86 | 81 | 60 | 21 |
| 67 | 474 | 283 | 191 | 397 | 236 | 161 | 77 | 47 | 30 |
| 68 | 618 | 328 | 290 | 518 | 271 | 247 | 100 | 57 | 43 |
| 69 | 289 | 149 | 140 | 238 | 130 | 108 | 51 | 19 | 32 |
| 65 - 69 | 2,641 | 1,436 | 1,205 | 2,148 | 1,156 | 992 | 493 | 280 | 213 |
| 70 | 1,310 | 685 | 625 | 1,064 | 552 | 512 | 246 | 133 | 113 |
| 71 | 205 | 127 | 78 | 177 | 112 | 65 | 28 | 15 | 13 |
| 72 | 465 | 253 | 212 | 373 | 201 | 172 | 92 | 52 | 40 |
| 73 | 223 | 121 | 102 | 188 | 97 | 91 | 35 | 24 | 11 |
| 74 | 194 | 123 | 71 | 166 | 106 | 60 | 28 | 17 | 11 |
| 70 - 74 | 2,397 | 1,309 | 1,088 | 1,968 | 1,068 | 900 | 429 | 241 | 188 |
| 75 | 493 | 240 | 253 | 412 | 189 | 223 | 81 | 51 | 30 |
| 76 | 229 | 122 | 107 | 186 | 95 | 91 | 43 | 27 | 16 |
| 77 | 169 | 120 | 49 | 118 | 85 | 33 | 51 | 35 | 16 |
| 78 | 344 | 179 | 165 | 269 | 146 | 123 | 75 | 33 | 42 |
| 79 | 187 | 118 | 69 | 151 | 96 | 55 | 36 | 22 | 14 |
| 75 - 79 | 1,422 | 779 | 643 | 1,136 | 611 | 525 | 286 | 168 | 118 |
| 80+ | 2,095 | 970 | 1,125 | 1,660 | 779 | 881 | 435 | 191 | 244 |

Table 12.2: Mbeya District Council: Total Population by Age in Single Years, Five Year Age Groups, Sex and Rural-Urban

| Age | Total | | | Rural | | | Urban | | |
|----------------|----------------|----------------|----------------|----------------|----------------|----------------|---------------|---------------|---------------|
| | Both Sexes | Male | Female | Both Sexes | Male | Female | Both Sexes | Male | Female |
| Total | 305,319 | 143,779 | 161,540 | 243,616 | 114,799 | 128,817 | 61,703 | 28,980 | 32,723 |
| 0 | 9,402 | 4,620 | 4,782 | 7,595 | 3,723 | 3,872 | 1,807 | 897 | 910 |
| 1 | 9,210 | 4,601 | 4,609 | 7,494 | 3,738 | 3,756 | 1,716 | 863 | 853 |
| 2 | 9,236 | 4,519 | 4,717 | 7,593 | 3,735 | 3,858 | 1,643 | 784 | 859 |
| 3 | 9,302 | 4,698 | 4,604 | 7,674 | 3,882 | 3,792 | 1,628 | 816 | 812 |
| 4 | 9,382 | 4,695 | 4,687 | 7,646 | 3,818 | 3,828 | 1,736 | 877 | 859 |
| 0 - 4 | 46,532 | 23,133 | 23,399 | 38,002 | 18,896 | 19,106 | 8,530 | 4,237 | 4,293 |
| 5 | 9,133 | 4,587 | 4,546 | 7,410 | 3,720 | 3,690 | 1,723 | 867 | 856 |
| 6 | 9,259 | 4,565 | 4,694 | 7,443 | 3,688 | 3,755 | 1,816 | 877 | 939 |
| 7 | 8,739 | 4,351 | 4,388 | 7,165 | 3,571 | 3,594 | 1,574 | 780 | 794 |
| 8 | 8,567 | 4,267 | 4,300 | 7,025 | 3,512 | 3,513 | 1,542 | 755 | 787 |
| 9 | 7,976 | 3,953 | 4,023 | 6,421 | 3,212 | 3,209 | 1,555 | 741 | 814 |
| 5 - 9 | 43,674 | 21,723 | 21,951 | 35,464 | 17,703 | 17,761 | 8,210 | 4,020 | 4,190 |
| 10 | 8,588 | 4,255 | 4,333 | 7,013 | 3,485 | 3,528 | 1,575 | 770 | 805 |
| 11 | 6,968 | 3,383 | 3,585 | 5,581 | 2,747 | 2,834 | 1,387 | 636 | 751 |
| 12 | 10,167 | 5,024 | 5,143 | 8,245 | 4,067 | 4,178 | 1,922 | 957 | 965 |
| 13 | 7,557 | 3,661 | 3,896 | 6,158 | 3,022 | 3,136 | 1,399 | 639 | 760 |
| 14 | 7,748 | 3,774 | 3,974 | 6,218 | 3,071 | 3,147 | 1,530 | 703 | 827 |
| 10 - 14 | 41,028 | 20,097 | 20,931 | 33,215 | 16,392 | 16,823 | 7,813 | 3,705 | 4,108 |
| 15 | 7,055 | 3,527 | 3,528 | 5,546 | 2,812 | 2,734 | 1,509 | 715 | 794 |
| 16 | 6,616 | 3,192 | 3,424 | 5,070 | 2,460 | 2,610 | 1,546 | 732 | 814 |
| 17 | 6,357 | 3,141 | 3,216 | 4,787 | 2,403 | 2,384 | 1,570 | 738 | 832 |
| 18 | 7,426 | 3,532 | 3,894 | 5,716 | 2,733 | 2,983 | 1,710 | 799 | 911 |
| 19 | 5,651 | 2,541 | 3,110 | 4,252 | 1,883 | 2,369 | 1,399 | 658 | 741 |
| 15 - 19 | 33,105 | 15,933 | 17,172 | 25,371 | 12,291 | 13,080 | 7,734 | 3,642 | 4,092 |
| 20 | 7,265 | 3,083 | 4,182 | 5,592 | 2,394 | 3,198 | 1,673 | 689 | 984 |
| 21 | 4,276 | 1,969 | 2,307 | 3,164 | 1,468 | 1,696 | 1,112 | 501 | 611 |
| 22 | 5,989 | 2,682 | 3,307 | 4,418 | 2,009 | 2,409 | 1,571 | 673 | 898 |
| 23 | 4,129 | 1,892 | 2,237 | 3,052 | 1,444 | 1,608 | 1,077 | 448 | 629 |
| 24 | 4,520 | 2,006 | 2,514 | 3,332 | 1,533 | 1,799 | 1,188 | 473 | 715 |
| 20 - 24 | 26,179 | 11,632 | 14,547 | 19,558 | 8,848 | 10,710 | 6,621 | 2,784 | 3,837 |
| 25 | 5,766 | 2,514 | 3,252 | 4,466 | 1,939 | 2,527 | 1,300 | 575 | 725 |
| 26 | 4,060 | 1,824 | 2,236 | 2,975 | 1,340 | 1,635 | 1,085 | 484 | 601 |
| 27 | 4,055 | 1,936 | 2,119 | 3,023 | 1,451 | 1,572 | 1,032 | 485 | 547 |
| 28 | 5,239 | 2,323 | 2,916 | 4,010 | 1,744 | 2,266 | 1,229 | 579 | 650 |
| 29 | 3,220 | 1,494 | 1,726 | 2,403 | 1,114 | 1,289 | 817 | 380 | 437 |
| 25 - 29 | 22,340 | 10,091 | 12,249 | 16,877 | 7,588 | 9,289 | 5,463 | 2,503 | 2,960 |
| 30 | 6,636 | 2,686 | 3,950 | 5,169 | 2,044 | 3,125 | 1,467 | 642 | 825 |
| 31 | 2,435 | 1,117 | 1,318 | 1,785 | 842 | 943 | 650 | 275 | 375 |
| 32 | 4,600 | 2,097 | 2,503 | 3,503 | 1,615 | 1,888 | 1,097 | 482 | 615 |
| 33 | 2,894 | 1,360 | 1,534 | 2,100 | 982 | 1,118 | 794 | 378 | 416 |
| 34 | 2,730 | 1,274 | 1,456 | 2,061 | 946 | 1,115 | 669 | 328 | 341 |
| 30 - 34 | 19,295 | 8,534 | 10,761 | 14,618 | 6,429 | 8,189 | 4,677 | 2,105 | 2,572 |
| 35 | 5,168 | 2,316 | 2,852 | 4,165 | 1,812 | 2,353 | 1,003 | 504 | 499 |
| 36 | 2,824 | 1,267 | 1,557 | 2,163 | 958 | 1,205 | 661 | 309 | 352 |
| 37 | 2,955 | 1,409 | 1,546 | 2,251 | 1,071 | 1,180 | 704 | 338 | 366 |
| 38 | 3,656 | 1,583 | 2,073 | 2,934 | 1,239 | 1,695 | 722 | 344 | 378 |
| 39 | 2,328 | 1,002 | 1,326 | 1,801 | 757 | 1,044 | 527 | 245 | 282 |
| 35 - 39 | 16,931 | 7,577 | 9,354 | 13,314 | 5,837 | 7,477 | 3,617 | 1,740 | 1,877 |

Table 12.2: Mbeya District Council: Total Population by Age in Single Years, Five Year Age Groups, Sex and Rural-Urban

| Age | Total | | | Rural | | | Urban | | |
|----------------|---------------|--------------|--------------|---------------|--------------|--------------|--------------|--------------|--------------|
| | Both Sexes | Male | Female | Both Sexes | Male | Female | Both Sexes | Male | Female |
| 40 | 5,193 | 2,215 | 2,978 | 4,272 | 1,773 | 2,499 | 921 | 442 | 479 |
| 41 | 1,388 | 703 | 685 | 1,100 | 557 | 543 | 288 | 146 | 142 |
| 42 | 2,863 | 1,413 | 1,450 | 2,258 | 1,128 | 1,130 | 605 | 285 | 320 |
| 43 | 1,654 | 788 | 866 | 1,295 | 638 | 657 | 359 | 150 | 209 |
| 44 | 1,516 | 751 | 765 | 1,169 | 580 | 589 | 347 | 171 | 176 |
| 40 - 44 | 12,614 | 5,870 | 6,744 | 10,094 | 4,676 | 5,418 | 2,520 | 1,194 | 1,326 |
| 45 | 3,423 | 1,524 | 1,899 | 2,829 | 1,223 | 1,606 | 594 | 301 | 293 |
| 46 | 1,514 | 745 | 769 | 1,237 | 612 | 625 | 277 | 133 | 144 |
| 47 | 1,382 | 689 | 693 | 1,073 | 528 | 545 | 309 | 161 | 148 |
| 48 | 2,266 | 1,033 | 1,233 | 1,868 | 847 | 1,021 | 398 | 186 | 212 |
| 49 | 3,445 | 624 | 2,821 | 2,729 | 512 | 2,217 | 716 | 112 | 604 |
| 45 - 49 | 12,030 | 4,615 | 7,415 | 9,736 | 3,722 | 6,014 | 2,294 | 893 | 1,401 |
| 50 | 3,610 | 1,419 | 2,191 | 3,107 | 1,203 | 1,904 | 503 | 216 | 287 |
| 51 | 916 | 502 | 414 | 757 | 429 | 328 | 159 | 73 | 86 |
| 52 | 1,667 | 834 | 833 | 1,381 | 681 | 700 | 286 | 153 | 133 |
| 53 | 840 | 446 | 394 | 684 | 362 | 322 | 156 | 84 | 72 |
| 54 | 1,091 | 591 | 500 | 847 | 444 | 403 | 244 | 147 | 97 |
| 50 - 54 | 8,124 | 3,792 | 4,332 | 6,776 | 3,119 | 3,657 | 1,348 | 673 | 675 |
| 55 | 1,814 | 813 | 1,001 | 1,579 | 685 | 894 | 235 | 128 | 107 |
| 56 | 1,003 | 493 | 510 | 810 | 397 | 413 | 193 | 96 | 97 |
| 57 | 763 | 388 | 375 | 617 | 304 | 313 | 146 | 84 | 62 |
| 58 | 1,277 | 631 | 646 | 1,067 | 506 | 561 | 210 | 125 | 85 |
| 59 | 655 | 355 | 300 | 543 | 288 | 255 | 112 | 67 | 45 |
| 55 - 59 | 5,512 | 2,680 | 2,832 | 4,616 | 2,180 | 2,436 | 896 | 500 | 396 |
| 60 | 2,838 | 1,143 | 1,695 | 2,535 | 1,012 | 1,523 | 303 | 131 | 172 |
| 61 | 447 | 240 | 207 | 374 | 196 | 178 | 73 | 44 | 29 |
| 62 | 934 | 454 | 480 | 806 | 377 | 429 | 128 | 77 | 51 |
| 63 | 563 | 287 | 276 | 483 | 244 | 239 | 80 | 43 | 37 |
| 64 | 531 | 306 | 225 | 465 | 261 | 204 | 66 | 45 | 21 |
| 60 - 64 | 5,313 | 2,430 | 2,883 | 4,663 | 2,090 | 2,573 | 650 | 340 | 310 |
| 65 | 1,514 | 613 | 901 | 1,329 | 533 | 796 | 185 | 80 | 105 |
| 66 | 386 | 207 | 179 | 335 | 176 | 159 | 51 | 31 | 20 |
| 67 | 599 | 326 | 273 | 522 | 282 | 240 | 77 | 44 | 33 |
| 68 | 875 | 355 | 520 | 792 | 306 | 486 | 83 | 49 | 34 |
| 69 | 321 | 149 | 172 | 279 | 125 | 154 | 42 | 24 | 18 |
| 65 - 69 | 3,695 | 1,650 | 2,045 | 3,257 | 1,422 | 1,835 | 438 | 228 | 210 |
| 70 | 2,183 | 881 | 1,302 | 1,983 | 803 | 1,180 | 200 | 78 | 122 |
| 71 | 251 | 126 | 125 | 228 | 109 | 119 | 23 | 17 | 6 |
| 72 | 600 | 301 | 299 | 539 | 270 | 269 | 61 | 31 | 30 |
| 73 | 264 | 156 | 108 | 212 | 125 | 87 | 52 | 31 | 21 |
| 74 | 244 | 125 | 119 | 211 | 105 | 106 | 33 | 20 | 13 |
| 70 - 74 | 3,542 | 1,589 | 1,953 | 3,173 | 1,412 | 1,761 | 369 | 177 | 192 |
| 75 | 930 | 405 | 525 | 846 | 371 | 475 | 84 | 34 | 50 |
| 76 | 313 | 155 | 158 | 277 | 134 | 143 | 36 | 21 | 15 |
| 77 | 218 | 123 | 95 | 175 | 99 | 76 | 43 | 24 | 19 |
| 78 | 508 | 241 | 267 | 465 | 222 | 243 | 43 | 19 | 24 |
| 79 | 196 | 91 | 105 | 181 | 81 | 100 | 15 | 10 | 5 |
| 75 - 79 | 2,165 | 1,015 | 1,150 | 1,944 | 907 | 1,037 | 221 | 108 | 113 |
| 80+ | 3,240 | 1,418 | 1,822 | 2,938 | 1,287 | 1,651 | 302 | 131 | 171 |

Table 12.3: Kyela District Council: Total Population by Age in Single Years, Five Year Age Groups, Sex and Rural-Urban

| Age | Total | | | Rural | | | Urban | | |
|----------------|----------------|----------------|----------------|----------------|---------------|---------------|---------------|---------------|---------------|
| | Both Sexes | Male | Female | Both Sexes | Male | Female | Both Sexes | Male | Female |
| Total | 221,490 | 106,012 | 115,478 | 166,500 | 79,766 | 86,734 | 54,990 | 26,246 | 28,744 |
| 0 | 6,526 | 3,247 | 3,279 | 4,751 | 2,370 | 2,381 | 1,775 | 877 | 898 |
| 1 | 5,709 | 2,849 | 2,860 | 4,318 | 2,155 | 2,163 | 1,391 | 694 | 697 |
| 2 | 5,910 | 3,057 | 2,853 | 4,539 | 2,357 | 2,182 | 1,371 | 700 | 671 |
| 3 | 6,165 | 3,103 | 3,062 | 4,711 | 2,388 | 2,323 | 1,454 | 715 | 739 |
| 4 | 6,203 | 3,109 | 3,094 | 4,692 | 2,341 | 2,351 | 1,511 | 768 | 743 |
| 0 - 4 | 30,513 | 15,365 | 15,148 | 23,011 | 11,611 | 11,400 | 7,502 | 3,754 | 3,748 |
| 5 | 6,177 | 3,110 | 3,067 | 4,728 | 2,392 | 2,336 | 1,449 | 718 | 731 |
| 6 | 6,444 | 3,175 | 3,269 | 4,937 | 2,421 | 2,516 | 1,507 | 754 | 753 |
| 7 | 6,674 | 3,351 | 3,323 | 5,159 | 2,570 | 2,589 | 1,515 | 781 | 734 |
| 8 | 6,418 | 3,214 | 3,204 | 5,008 | 2,513 | 2,495 | 1,410 | 701 | 709 |
| 9 | 6,228 | 3,077 | 3,151 | 4,761 | 2,369 | 2,392 | 1,467 | 708 | 759 |
| 5 - 9 | 31,941 | 15,927 | 16,014 | 24,593 | 12,265 | 12,328 | 7,348 | 3,662 | 3,686 |
| 10 | 6,511 | 3,334 | 3,177 | 5,061 | 2,636 | 2,425 | 1,450 | 698 | 752 |
| 11 | 5,115 | 2,567 | 2,548 | 3,919 | 1,975 | 1,944 | 1,196 | 592 | 604 |
| 12 | 7,062 | 3,625 | 3,437 | 5,531 | 2,854 | 2,677 | 1,531 | 771 | 760 |
| 13 | 5,009 | 2,460 | 2,549 | 3,821 | 1,893 | 1,928 | 1,188 | 567 | 621 |
| 14 | 5,396 | 2,586 | 2,810 | 4,129 | 2,014 | 2,115 | 1,267 | 572 | 695 |
| 10 - 14 | 29,093 | 14,572 | 14,521 | 22,461 | 11,372 | 11,089 | 6,632 | 3,200 | 3,432 |
| 15 | 5,135 | 2,541 | 2,594 | 3,853 | 1,977 | 1,876 | 1,282 | 564 | 718 |
| 16 | 5,231 | 2,522 | 2,709 | 3,808 | 1,880 | 1,928 | 1,423 | 642 | 781 |
| 17 | 5,025 | 2,496 | 2,529 | 3,645 | 1,829 | 1,816 | 1,380 | 667 | 713 |
| 18 | 5,570 | 2,682 | 2,888 | 4,105 | 2,011 | 2,094 | 1,465 | 671 | 794 |
| 19 | 4,210 | 1,968 | 2,242 | 2,999 | 1,408 | 1,591 | 1,211 | 560 | 651 |
| 15 - 19 | 25,171 | 12,209 | 12,962 | 18,410 | 9,105 | 9,305 | 6,761 | 3,104 | 3,657 |
| 20 | 5,521 | 2,449 | 3,072 | 4,011 | 1,781 | 2,230 | 1,510 | 668 | 842 |
| 21 | 3,018 | 1,406 | 1,612 | 2,170 | 1,031 | 1,139 | 848 | 375 | 473 |
| 22 | 4,173 | 1,836 | 2,337 | 2,897 | 1,290 | 1,607 | 1,276 | 546 | 730 |
| 23 | 2,974 | 1,353 | 1,621 | 2,000 | 944 | 1,056 | 974 | 409 | 565 |
| 24 | 3,151 | 1,442 | 1,709 | 2,128 | 988 | 1,140 | 1,023 | 454 | 569 |
| 20 - 24 | 18,837 | 8,486 | 10,351 | 13,206 | 6,034 | 7,172 | 5,631 | 2,452 | 3,179 |
| 25 | 4,043 | 1,639 | 2,404 | 2,894 | 1,181 | 1,713 | 1,149 | 458 | 691 |
| 26 | 3,170 | 1,395 | 1,775 | 2,136 | 962 | 1,174 | 1,034 | 433 | 601 |
| 27 | 2,916 | 1,297 | 1,619 | 1,990 | 889 | 1,101 | 926 | 408 | 518 |
| 28 | 4,093 | 1,782 | 2,311 | 2,776 | 1,210 | 1,566 | 1,317 | 572 | 745 |
| 29 | 2,568 | 1,129 | 1,439 | 1,751 | 789 | 962 | 817 | 340 | 477 |
| 25 - 29 | 16,790 | 7,242 | 9,548 | 11,547 | 5,031 | 6,516 | 5,243 | 2,211 | 3,032 |
| 30 | 5,222 | 2,386 | 2,836 | 3,674 | 1,582 | 2,092 | 1,548 | 804 | 744 |
| 31 | 1,955 | 966 | 989 | 1,355 | 649 | 706 | 600 | 317 | 283 |
| 32 | 3,431 | 1,535 | 1,896 | 2,433 | 1,090 | 1,343 | 998 | 445 | 553 |
| 33 | 2,343 | 1,166 | 1,177 | 1,622 | 806 | 816 | 721 | 360 | 361 |
| 34 | 2,220 | 1,057 | 1,163 | 1,555 | 743 | 812 | 665 | 314 | 351 |
| 30 - 34 | 15,171 | 7,110 | 8,061 | 10,639 | 4,870 | 5,769 | 4,532 | 2,240 | 2,292 |
| 35 | 3,699 | 1,810 | 1,889 | 2,728 | 1,275 | 1,453 | 971 | 535 | 436 |
| 36 | 2,343 | 1,193 | 1,150 | 1,620 | 828 | 792 | 723 | 365 | 358 |
| 37 | 2,243 | 1,152 | 1,091 | 1,592 | 816 | 776 | 651 | 336 | 315 |
| 38 | 2,383 | 1,159 | 1,224 | 1,699 | 812 | 887 | 684 | 347 | 337 |
| 39 | 1,602 | 812 | 790 | 1,151 | 576 | 575 | 451 | 236 | 215 |
| 35 - 39 | 12,270 | 6,126 | 6,144 | 8,790 | 4,307 | 4,483 | 3,480 | 1,819 | 1,661 |

Table 12.3: Kyela District Council: Total Population by Age in Single Years, Five Year Age Groups, Sex and Rural-Urban

| Age | Total | | | Rural | | | Urban | | |
|----------------|--------------|--------------|--------------|--------------|--------------|--------------|--------------|--------------|--------------|
| | Both Sexes | Male | Female | Both Sexes | Male | Female | Both Sexes | Male | Female |
| 40 | 3,574 | 1,693 | 1,881 | 2,716 | 1,262 | 1,454 | 858 | 431 | 427 |
| 41 | 983 | 508 | 475 | 749 | 385 | 364 | 234 | 123 | 111 |
| 42 | 1,888 | 1,015 | 873 | 1,370 | 736 | 634 | 518 | 279 | 239 |
| 43 | 1,113 | 547 | 566 | 822 | 406 | 416 | 291 | 141 | 150 |
| 44 | 1,219 | 631 | 588 | 871 | 460 | 411 | 348 | 171 | 177 |
| 40 - 44 | 8,777 | 4,394 | 4,383 | 6,528 | 3,249 | 3,279 | 2,249 | 1,145 | 1,104 |
| 45 | 2,029 | 977 | 1,052 | 1,563 | 745 | 818 | 466 | 232 | 234 |
| 46 | 1,074 | 544 | 530 | 819 | 403 | 416 | 255 | 141 | 114 |
| 47 | 948 | 495 | 453 | 690 | 357 | 333 | 258 | 138 | 120 |
| 48 | 1,510 | 732 | 778 | 1,158 | 555 | 603 | 352 | 177 | 175 |
| 49 | 2,404 | 447 | 1,957 | 1,880 | 340 | 1,540 | 524 | 107 | 417 |
| 45 - 49 | 7,965 | 3,195 | 4,770 | 6,110 | 2,400 | 3,710 | 1,855 | 795 | 1,060 |
| 50 | 2,315 | 952 | 1,363 | 1,930 | 769 | 1,161 | 385 | 183 | 202 |
| 51 | 601 | 333 | 268 | 479 | 267 | 212 | 122 | 66 | 56 |
| 52 | 1,103 | 605 | 498 | 885 | 477 | 408 | 218 | 128 | 90 |
| 53 | 603 | 299 | 304 | 460 | 233 | 227 | 143 | 66 | 77 |
| 54 | 817 | 453 | 364 | 634 | 345 | 289 | 183 | 108 | 75 |
| 50 - 54 | 5,439 | 2,642 | 2,797 | 4,388 | 2,091 | 2,297 | 1,051 | 551 | 500 |
| 55 | 925 | 413 | 512 | 768 | 326 | 442 | 157 | 87 | 70 |
| 56 | 718 | 346 | 372 | 571 | 266 | 305 | 147 | 80 | 67 |
| 57 | 579 | 315 | 264 | 456 | 237 | 219 | 123 | 78 | 45 |
| 58 | 897 | 406 | 491 | 724 | 327 | 397 | 173 | 79 | 94 |
| 59 | 558 | 270 | 288 | 422 | 196 | 226 | 136 | 74 | 62 |
| 55 - 59 | 3,677 | 1,750 | 1,927 | 2,941 | 1,352 | 1,589 | 736 | 398 | 338 |
| 60 | 2,096 | 799 | 1,297 | 1,810 | 666 | 1,144 | 286 | 133 | 153 |
| 61 | 403 | 191 | 212 | 318 | 144 | 174 | 85 | 47 | 38 |
| 62 | 840 | 411 | 429 | 708 | 335 | 373 | 132 | 76 | 56 |
| 63 | 529 | 251 | 278 | 430 | 204 | 226 | 99 | 47 | 52 |
| 64 | 521 | 301 | 220 | 446 | 251 | 195 | 75 | 50 | 25 |
| 60 - 64 | 4,389 | 1,953 | 2,436 | 3,712 | 1,600 | 2,112 | 677 | 353 | 324 |
| 65 | 1,066 | 411 | 655 | 937 | 364 | 573 | 129 | 47 | 82 |
| 66 | 465 | 248 | 217 | 405 | 217 | 188 | 60 | 31 | 29 |
| 67 | 550 | 249 | 301 | 472 | 205 | 267 | 78 | 44 | 34 |
| 68 | 687 | 251 | 436 | 607 | 223 | 384 | 80 | 28 | 52 |
| 69 | 333 | 140 | 193 | 299 | 127 | 172 | 34 | 13 | 21 |
| 65 - 69 | 3,101 | 1,299 | 1,802 | 2,720 | 1,136 | 1,584 | 381 | 163 | 218 |
| 70 | 1,652 | 600 | 1,052 | 1,469 | 545 | 924 | 183 | 55 | 128 |
| 71 | 205 | 113 | 92 | 177 | 98 | 79 | 28 | 15 | 13 |
| 72 | 607 | 291 | 316 | 528 | 246 | 282 | 79 | 45 | 34 |
| 73 | 283 | 163 | 120 | 241 | 136 | 105 | 42 | 27 | 15 |
| 74 | 347 | 200 | 147 | 303 | 172 | 131 | 44 | 28 | 16 |
| 70 - 74 | 3,094 | 1,367 | 1,727 | 2,718 | 1,197 | 1,521 | 376 | 170 | 206 |
| 75 | 671 | 296 | 375 | 585 | 259 | 326 | 86 | 37 | 49 |
| 76 | 379 | 191 | 188 | 337 | 167 | 170 | 42 | 24 | 18 |
| 77 | 248 | 162 | 86 | 227 | 148 | 79 | 21 | 14 | 7 |
| 78 | 505 | 219 | 286 | 465 | 202 | 263 | 40 | 17 | 23 |
| 79 | 309 | 152 | 157 | 275 | 137 | 138 | 34 | 15 | 19 |
| 75 - 79 | 2,112 | 1,020 | 1,092 | 1,889 | 913 | 976 | 223 | 107 | 116 |
| 80+ | 3,150 | 1,355 | 1,795 | 2,837 | 1,233 | 1,604 | 313 | 122 | 191 |

Table 12.4: Rungwe District Council: Total Population by Age in Single Years, Five Year Age Groups, Sex and Rural-Urban

| Age | Total | | | Rural | | | Urban | | |
|----------------|----------------|----------------|----------------|----------------|----------------|----------------|---------------|---------------|---------------|
| | Both Sexes | Male | Female | Both Sexes | Male | Female | Both Sexes | Male | Female |
| Total | 339,157 | 161,249 | 177,908 | 288,936 | 137,572 | 151,364 | 50,221 | 23,677 | 26,544 |
| 0 | 7,041 | 3,547 | 3,494 | 6,009 | 3,011 | 2,998 | 1,032 | 536 | 496 |
| 1 | 10,106 | 5,079 | 5,027 | 8,721 | 4,416 | 4,305 | 1,385 | 663 | 722 |
| 2 | 9,112 | 4,507 | 4,605 | 7,837 | 3,844 | 3,993 | 1,275 | 663 | 612 |
| 3 | 9,044 | 4,510 | 4,534 | 7,802 | 3,890 | 3,912 | 1,242 | 620 | 622 |
| 4 | 9,765 | 4,817 | 4,948 | 8,507 | 4,195 | 4,312 | 1,258 | 622 | 636 |
| 0 - 4 | 45,068 | 22,460 | 22,608 | 38,876 | 19,356 | 19,520 | 6,192 | 3,104 | 3,088 |
| 5 | 9,561 | 4,869 | 4,692 | 8,299 | 4,206 | 4,093 | 1,262 | 663 | 599 |
| 6 | 10,103 | 5,144 | 4,959 | 8,849 | 4,490 | 4,359 | 1,254 | 654 | 600 |
| 7 | 9,883 | 5,039 | 4,844 | 8,629 | 4,406 | 4,223 | 1,254 | 633 | 621 |
| 8 | 9,426 | 4,645 | 4,781 | 8,205 | 4,065 | 4,140 | 1,221 | 580 | 641 |
| 9 | 9,321 | 4,536 | 4,785 | 8,164 | 3,989 | 4,175 | 1,157 | 547 | 610 |
| 5 - 9 | 48,294 | 24,233 | 24,061 | 42,146 | 21,156 | 20,990 | 6,148 | 3,077 | 3,071 |
| 10 | 9,698 | 4,752 | 4,946 | 8,372 | 4,110 | 4,262 | 1,326 | 642 | 684 |
| 11 | 8,035 | 3,907 | 4,128 | 6,858 | 3,305 | 3,553 | 1,177 | 602 | 575 |
| 12 | 11,177 | 5,739 | 5,438 | 9,643 | 4,937 | 4,706 | 1,534 | 802 | 732 |
| 13 | 8,489 | 4,236 | 4,253 | 7,313 | 3,673 | 3,640 | 1,176 | 563 | 613 |
| 14 | 8,648 | 4,346 | 4,302 | 7,363 | 3,730 | 3,633 | 1,285 | 616 | 669 |
| 10 - 14 | 46,047 | 22,980 | 23,067 | 39,549 | 19,755 | 19,794 | 6,498 | 3,225 | 3,273 |
| 15 | 7,574 | 3,821 | 3,753 | 6,382 | 3,256 | 3,126 | 1,192 | 565 | 627 |
| 16 | 7,408 | 3,641 | 3,767 | 6,070 | 3,043 | 3,027 | 1,338 | 598 | 740 |
| 17 | 7,118 | 3,495 | 3,623 | 5,868 | 2,919 | 2,949 | 1,250 | 576 | 674 |
| 18 | 8,056 | 3,881 | 4,175 | 6,736 | 3,284 | 3,452 | 1,320 | 597 | 723 |
| 19 | 6,078 | 2,857 | 3,221 | 5,034 | 2,392 | 2,642 | 1,044 | 465 | 579 |
| 15 - 19 | 36,234 | 17,695 | 18,539 | 30,090 | 14,894 | 15,196 | 6,144 | 2,801 | 3,343 |
| 20 | 7,570 | 3,494 | 4,076 | 6,308 | 2,916 | 3,392 | 1,262 | 578 | 684 |
| 21 | 4,731 | 2,333 | 2,398 | 3,845 | 1,919 | 1,926 | 886 | 414 | 472 |
| 22 | 6,129 | 2,902 | 3,227 | 4,980 | 2,412 | 2,568 | 1,149 | 490 | 659 |
| 23 | 4,201 | 1,962 | 2,239 | 3,347 | 1,563 | 1,784 | 854 | 399 | 455 |
| 24 | 4,415 | 2,075 | 2,340 | 3,538 | 1,662 | 1,876 | 877 | 413 | 464 |
| 20 - 24 | 27,046 | 12,766 | 14,280 | 22,018 | 10,472 | 11,546 | 5,028 | 2,294 | 2,734 |
| 25 | 5,514 | 2,496 | 3,018 | 4,535 | 2,043 | 2,492 | 979 | 453 | 526 |
| 26 | 3,897 | 1,725 | 2,172 | 3,077 | 1,354 | 1,723 | 820 | 371 | 449 |
| 27 | 3,899 | 1,720 | 2,179 | 3,162 | 1,388 | 1,774 | 737 | 332 | 405 |
| 28 | 5,201 | 2,217 | 2,984 | 4,234 | 1,806 | 2,428 | 967 | 411 | 556 |
| 29 | 3,196 | 1,434 | 1,762 | 2,599 | 1,162 | 1,437 | 597 | 272 | 325 |
| 25 - 29 | 21,707 | 9,592 | 12,115 | 17,607 | 7,753 | 9,854 | 4,100 | 1,839 | 2,261 |
| 30 | 6,632 | 2,784 | 3,848 | 5,483 | 2,290 | 3,193 | 1,149 | 494 | 655 |
| 31 | 2,512 | 1,173 | 1,339 | 2,033 | 954 | 1,079 | 479 | 219 | 260 |
| 32 | 4,667 | 2,151 | 2,516 | 3,846 | 1,764 | 2,082 | 821 | 387 | 434 |
| 33 | 2,952 | 1,388 | 1,564 | 2,395 | 1,138 | 1,257 | 557 | 250 | 307 |
| 34 | 2,860 | 1,272 | 1,588 | 2,358 | 1,029 | 1,329 | 502 | 243 | 259 |
| 30 - 34 | 19,623 | 8,768 | 10,855 | 16,115 | 7,175 | 8,940 | 3,508 | 1,593 | 1,915 |
| 35 | 5,092 | 2,339 | 2,753 | 4,303 | 1,929 | 2,374 | 789 | 410 | 379 |
| 36 | 3,174 | 1,445 | 1,729 | 2,606 | 1,189 | 1,417 | 568 | 256 | 312 |
| 37 | 3,152 | 1,508 | 1,644 | 2,631 | 1,259 | 1,372 | 521 | 249 | 272 |
| 38 | 3,557 | 1,604 | 1,953 | 2,978 | 1,335 | 1,643 | 579 | 269 | 310 |
| 39 | 2,355 | 1,116 | 1,239 | 1,994 | 935 | 1,059 | 361 | 181 | 180 |
| 35 - 39 | 17,330 | 8,012 | 9,318 | 14,512 | 6,647 | 7,865 | 2,818 | 1,365 | 1,453 |

Table 12.4: Rungwe District Council: Total Population by Age in Single Years, Five Year Age Groups, Sex and Rural-Urban

| Age | Total | | | Rural | | | Urban | | |
|----------------|---------------|--------------|--------------|---------------|--------------|--------------|--------------|------------|--------------|
| | Both Sexes | Male | Female | Both Sexes | Male | Female | Both Sexes | Male | Female |
| 40 | 5,837 | 2,489 | 3,348 | 5,071 | 2,151 | 2,920 | 766 | 338 | 428 |
| 41 | 1,550 | 790 | 760 | 1,294 | 665 | 629 | 256 | 125 | 131 |
| 42 | 3,032 | 1,494 | 1,538 | 2,638 | 1,305 | 1,333 | 394 | 189 | 205 |
| 43 | 2,006 | 956 | 1,050 | 1,683 | 816 | 867 | 323 | 140 | 183 |
| 44 | 2,157 | 1,086 | 1,071 | 1,827 | 940 | 887 | 330 | 146 | 184 |
| 40 - 44 | 14,582 | 6,815 | 7,767 | 12,513 | 5,877 | 6,636 | 2,069 | 938 | 1,131 |
| 45 | 3,608 | 1,623 | 1,985 | 3,135 | 1,402 | 1,733 | 473 | 221 | 252 |
| 46 | 2,042 | 1,004 | 1,038 | 1,749 | 855 | 894 | 293 | 149 | 144 |
| 47 | 1,734 | 859 | 875 | 1,436 | 717 | 719 | 298 | 142 | 156 |
| 48 | 2,735 | 1,326 | 1,409 | 2,368 | 1,142 | 1,226 | 367 | 184 | 183 |
| 49 | 3,609 | 752 | 2,857 | 2,912 | 653 | 2,259 | 697 | 99 | 598 |
| 45 - 49 | 13,728 | 5,564 | 8,164 | 11,600 | 4,769 | 6,831 | 2,128 | 795 | 1,333 |
| 50 | 4,105 | 1,742 | 2,363 | 3,618 | 1,525 | 2,093 | 487 | 217 | 270 |
| 51 | 1,251 | 669 | 582 | 1,085 | 581 | 504 | 166 | 88 | 78 |
| 52 | 2,117 | 1,113 | 1,004 | 1,823 | 944 | 879 | 294 | 169 | 125 |
| 53 | 1,332 | 695 | 637 | 1,150 | 601 | 549 | 182 | 94 | 88 |
| 54 | 1,599 | 827 | 772 | 1,371 | 712 | 659 | 228 | 115 | 113 |
| 50 - 54 | 10,404 | 5,046 | 5,358 | 9,047 | 4,363 | 4,684 | 1,357 | 683 | 674 |
| 55 | 2,259 | 1,010 | 1,249 | 1,989 | 872 | 1,117 | 270 | 138 | 132 |
| 56 | 1,493 | 691 | 802 | 1,284 | 587 | 697 | 209 | 104 | 105 |
| 57 | 1,177 | 549 | 628 | 1,009 | 465 | 544 | 168 | 84 | 84 |
| 58 | 1,783 | 836 | 947 | 1,597 | 740 | 857 | 186 | 96 | 90 |
| 59 | 882 | 454 | 428 | 758 | 383 | 375 | 124 | 71 | 53 |
| 55 - 59 | 7,594 | 3,540 | 4,054 | 6,637 | 3,047 | 3,590 | 957 | 493 | 464 |
| 60 | 3,917 | 1,532 | 2,385 | 3,487 | 1,336 | 2,151 | 430 | 196 | 234 |
| 61 | 795 | 395 | 400 | 713 | 357 | 356 | 82 | 38 | 44 |
| 62 | 1,491 | 702 | 789 | 1,292 | 598 | 694 | 199 | 104 | 95 |
| 63 | 936 | 421 | 515 | 820 | 366 | 454 | 116 | 55 | 61 |
| 64 | 944 | 466 | 478 | 812 | 400 | 412 | 132 | 66 | 66 |
| 60 - 64 | 8,083 | 3,516 | 4,567 | 7,124 | 3,057 | 4,067 | 959 | 459 | 500 |
| 65 | 2,276 | 874 | 1,402 | 2,004 | 770 | 1,234 | 272 | 104 | 168 |
| 66 | 849 | 413 | 436 | 753 | 359 | 394 | 96 | 54 | 42 |
| 67 | 1,023 | 497 | 526 | 890 | 444 | 446 | 133 | 53 | 80 |
| 68 | 1,516 | 605 | 911 | 1,383 | 557 | 826 | 133 | 48 | 85 |
| 69 | 716 | 327 | 389 | 651 | 286 | 365 | 65 | 41 | 24 |
| 65 - 69 | 6,380 | 2,716 | 3,664 | 5,681 | 2,416 | 3,265 | 699 | 300 | 399 |
| 70 | 3,462 | 1,306 | 2,156 | 3,121 | 1,192 | 1,929 | 341 | 114 | 227 |
| 71 | 523 | 278 | 245 | 476 | 247 | 229 | 47 | 31 | 16 |
| 72 | 1,270 | 591 | 679 | 1,118 | 519 | 599 | 152 | 72 | 80 |
| 73 | 714 | 380 | 334 | 622 | 331 | 291 | 92 | 49 | 43 |
| 74 | 654 | 347 | 307 | 595 | 314 | 281 | 59 | 33 | 26 |
| 70 - 74 | 6,623 | 2,902 | 3,721 | 5,932 | 2,603 | 3,329 | 691 | 299 | 392 |
| 75 | 1,621 | 671 | 950 | 1,470 | 605 | 865 | 151 | 66 | 85 |
| 76 | 797 | 378 | 419 | 725 | 345 | 380 | 72 | 33 | 39 |
| 77 | 580 | 300 | 280 | 530 | 270 | 260 | 50 | 30 | 20 |
| 78 | 1,075 | 487 | 588 | 977 | 437 | 540 | 98 | 50 | 48 |
| 79 | 516 | 249 | 267 | 472 | 224 | 248 | 44 | 25 | 19 |
| 75 - 79 | 4,589 | 2,085 | 2,504 | 4,174 | 1,881 | 2,293 | 415 | 204 | 211 |
| 80+ | 5,825 | 2,559 | 3,266 | 5,315 | 2,351 | 2,964 | 510 | 208 | 302 |

Table 12.5: Ileje District Council: Total Population by Age in Single Years, Five Year Age Groups, Sex and Rural-Urban

| Age | Total | | | Rural | | | Urban | | |
|----------------|----------------|---------------|---------------|----------------|---------------|---------------|--------------|--------------|--------------|
| | Both Sexes | Male | Female | Both Sexes | Male | Female | Both Sexes | Male | Female |
| Total | 124,451 | 58,463 | 65,988 | 114,497 | 53,857 | 60,640 | 9,954 | 4,606 | 5,348 |
| 0 | 3,707 | 1,761 | 1,946 | 3,433 | 1,642 | 1,791 | 274 | 119 | 155 |
| 1 | 3,443 | 1,651 | 1,792 | 3,168 | 1,516 | 1,652 | 275 | 135 | 140 |
| 2 | 3,392 | 1,709 | 1,683 | 3,127 | 1,579 | 1,548 | 265 | 130 | 135 |
| 3 | 3,349 | 1,683 | 1,666 | 3,066 | 1,539 | 1,527 | 283 | 144 | 139 |
| 4 | 3,783 | 1,854 | 1,929 | 3,543 | 1,733 | 1,810 | 240 | 121 | 119 |
| 0 - 4 | 17,674 | 8,658 | 9,016 | 16,337 | 8,009 | 8,328 | 1,337 | 649 | 688 |
| 5 | 3,544 | 1,704 | 1,840 | 3,302 | 1,588 | 1,714 | 242 | 116 | 126 |
| 6 | 3,645 | 1,792 | 1,853 | 3,413 | 1,695 | 1,718 | 232 | 97 | 135 |
| 7 | 3,543 | 1,790 | 1,753 | 3,282 | 1,652 | 1,630 | 261 | 138 | 123 |
| 8 | 3,644 | 1,843 | 1,801 | 3,387 | 1,713 | 1,674 | 257 | 130 | 127 |
| 9 | 3,588 | 1,712 | 1,876 | 3,338 | 1,588 | 1,750 | 250 | 124 | 126 |
| 5 - 9 | 17,964 | 8,841 | 9,123 | 16,722 | 8,236 | 8,486 | 1,242 | 605 | 637 |
| 10 | 3,518 | 1,732 | 1,786 | 3,260 | 1,598 | 1,662 | 258 | 134 | 124 |
| 11 | 3,035 | 1,502 | 1,533 | 2,811 | 1,398 | 1,413 | 224 | 104 | 120 |
| 12 | 4,223 | 2,100 | 2,123 | 3,948 | 1,985 | 1,963 | 275 | 115 | 160 |
| 13 | 3,225 | 1,604 | 1,621 | 3,003 | 1,499 | 1,504 | 222 | 105 | 117 |
| 14 | 3,465 | 1,717 | 1,748 | 3,200 | 1,600 | 1,600 | 265 | 117 | 148 |
| 10 - 14 | 17,466 | 8,655 | 8,811 | 16,222 | 8,080 | 8,142 | 1,244 | 575 | 669 |
| 15 | 2,979 | 1,492 | 1,487 | 2,735 | 1,384 | 1,351 | 244 | 108 | 136 |
| 16 | 2,830 | 1,444 | 1,386 | 2,598 | 1,329 | 1,269 | 232 | 115 | 117 |
| 17 | 2,526 | 1,270 | 1,256 | 2,300 | 1,153 | 1,147 | 226 | 117 | 109 |
| 18 | 3,021 | 1,443 | 1,578 | 2,783 | 1,339 | 1,444 | 238 | 104 | 134 |
| 19 | 2,219 | 1,001 | 1,218 | 2,004 | 916 | 1,088 | 215 | 85 | 130 |
| 15 - 19 | 13,575 | 6,650 | 6,925 | 12,420 | 6,121 | 6,299 | 1,155 | 529 | 626 |
| 20 | 2,603 | 1,135 | 1,468 | 2,338 | 1,029 | 1,309 | 265 | 106 | 159 |
| 21 | 1,635 | 764 | 871 | 1,458 | 683 | 775 | 177 | 81 | 96 |
| 22 | 2,169 | 1,022 | 1,147 | 1,931 | 904 | 1,027 | 238 | 118 | 120 |
| 23 | 1,506 | 630 | 876 | 1,347 | 576 | 771 | 159 | 54 | 105 |
| 24 | 1,597 | 720 | 877 | 1,422 | 641 | 781 | 175 | 79 | 96 |
| 20 - 24 | 9,510 | 4,271 | 5,239 | 8,496 | 3,833 | 4,663 | 1,014 | 438 | 576 |
| 25 | 1,877 | 844 | 1,033 | 1,670 | 740 | 930 | 207 | 104 | 103 |
| 26 | 1,478 | 660 | 818 | 1,316 | 595 | 721 | 162 | 65 | 97 |
| 27 | 1,388 | 589 | 799 | 1,233 | 526 | 707 | 155 | 63 | 92 |
| 28 | 1,909 | 819 | 1,090 | 1,664 | 710 | 954 | 245 | 109 | 136 |
| 29 | 1,236 | 543 | 693 | 1,110 | 492 | 618 | 126 | 51 | 75 |
| 25 - 29 | 7,888 | 3,455 | 4,433 | 6,993 | 3,063 | 3,930 | 895 | 392 | 503 |
| 30 | 2,252 | 899 | 1,353 | 2,041 | 796 | 1,245 | 211 | 103 | 108 |
| 31 | 1,006 | 452 | 554 | 914 | 414 | 500 | 92 | 38 | 54 |
| 32 | 1,698 | 711 | 987 | 1,535 | 630 | 905 | 163 | 81 | 82 |
| 33 | 1,116 | 478 | 638 | 1,018 | 434 | 584 | 98 | 44 | 54 |
| 34 | 1,098 | 499 | 599 | 991 | 451 | 540 | 107 | 48 | 59 |
| 30 - 34 | 7,170 | 3,039 | 4,131 | 6,499 | 2,725 | 3,774 | 671 | 314 | 357 |
| 35 | 1,795 | 825 | 970 | 1,638 | 745 | 893 | 157 | 80 | 77 |
| 36 | 1,143 | 509 | 634 | 1,055 | 474 | 581 | 88 | 35 | 53 |
| 37 | 1,195 | 504 | 691 | 1,085 | 463 | 622 | 110 | 41 | 69 |
| 38 | 1,488 | 631 | 857 | 1,357 | 573 | 784 | 131 | 58 | 73 |
| 39 | 1,043 | 463 | 580 | 961 | 415 | 546 | 82 | 48 | 34 |
| 35 - 39 | 6,664 | 2,932 | 3,732 | 6,096 | 2,670 | 3,426 | 568 | 262 | 306 |

Table 12.5: Ileje District Council: Total Population by Age in Single Years, Five Year Age Groups, Sex and Rural-Urban

| Age | Total | | | Rural | | | Urban | | |
|----------------|--------------|--------------|--------------|--------------|--------------|--------------|------------|------------|------------|
| | Both Sexes | Male | Female | Both Sexes | Male | Female | Both Sexes | Male | Female |
| 40 | 1,988 | 795 | 1,193 | 1,827 | 718 | 1,109 | 161 | 77 | 84 |
| 41 | 664 | 336 | 328 | 606 | 312 | 294 | 58 | 24 | 34 |
| 42 | 1,157 | 546 | 611 | 1,045 | 493 | 552 | 112 | 53 | 59 |
| 43 | 756 | 354 | 402 | 695 | 321 | 374 | 61 | 33 | 28 |
| 44 | 755 | 373 | 382 | 684 | 342 | 342 | 71 | 31 | 40 |
| 40 - 44 | 5,320 | 2,404 | 2,916 | 4,857 | 2,186 | 2,671 | 463 | 218 | 245 |
| 45 | 1,330 | 621 | 709 | 1,219 | 567 | 652 | 111 | 54 | 57 |
| 46 | 757 | 374 | 383 | 706 | 346 | 360 | 51 | 28 | 23 |
| 47 | 713 | 330 | 383 | 644 | 297 | 347 | 69 | 33 | 36 |
| 48 | 1,069 | 450 | 619 | 988 | 414 | 574 | 81 | 36 | 45 |
| 49 | 1,442 | 337 | 1,105 | 1,224 | 316 | 908 | 218 | 21 | 197 |
| 45 - 49 | 5,311 | 2,112 | 3,199 | 4,781 | 1,940 | 2,841 | 530 | 172 | 358 |
| 50 | 1,386 | 563 | 823 | 1,326 | 542 | 784 | 60 | 21 | 39 |
| 51 | 433 | 242 | 191 | 399 | 221 | 178 | 34 | 21 | 13 |
| 52 | 781 | 386 | 395 | 734 | 356 | 378 | 47 | 30 | 17 |
| 53 | 414 | 228 | 186 | 380 | 205 | 175 | 34 | 23 | 11 |
| 54 | 556 | 313 | 243 | 511 | 283 | 228 | 45 | 30 | 15 |
| 50 - 54 | 3,570 | 1,732 | 1,838 | 3,350 | 1,607 | 1,743 | 220 | 125 | 95 |
| 55 | 770 | 331 | 439 | 720 | 296 | 424 | 50 | 35 | 15 |
| 56 | 505 | 232 | 273 | 475 | 212 | 263 | 30 | 20 | 10 |
| 57 | 435 | 194 | 241 | 401 | 172 | 229 | 34 | 22 | 12 |
| 58 | 631 | 291 | 340 | 597 | 267 | 330 | 34 | 24 | 10 |
| 59 | 351 | 176 | 175 | 331 | 167 | 164 | 20 | 9 | 11 |
| 55 - 59 | 2,692 | 1,224 | 1,468 | 2,524 | 1,114 | 1,410 | 168 | 110 | 58 |
| 60 | 1,207 | 517 | 690 | 1,135 | 484 | 651 | 72 | 33 | 39 |
| 61 | 285 | 142 | 143 | 270 | 133 | 137 | 15 | 9 | 6 |
| 62 | 486 | 240 | 246 | 472 | 229 | 243 | 14 | 11 | 3 |
| 63 | 360 | 180 | 180 | 345 | 170 | 175 | 15 | 10 | 5 |
| 64 | 318 | 177 | 141 | 292 | 155 | 137 | 26 | 22 | 4 |
| 60 - 64 | 2,656 | 1,256 | 1,400 | 2,514 | 1,171 | 1,343 | 142 | 85 | 57 |
| 65 | 700 | 281 | 419 | 671 | 266 | 405 | 29 | 15 | 14 |
| 66 | 292 | 152 | 140 | 274 | 146 | 128 | 18 | 6 | 12 |
| 67 | 384 | 191 | 193 | 372 | 186 | 186 | 12 | 5 | 7 |
| 68 | 515 | 215 | 300 | 495 | 206 | 289 | 20 | 9 | 11 |
| 69 | 230 | 108 | 122 | 219 | 104 | 115 | 11 | 4 | 7 |
| 65 - 69 | 2,121 | 947 | 1,174 | 2,031 | 908 | 1,123 | 90 | 39 | 51 |
| 70 | 970 | 404 | 566 | 931 | 390 | 541 | 39 | 14 | 25 |
| 71 | 180 | 97 | 83 | 178 | 95 | 83 | 2 | 2 | 0 |
| 72 | 353 | 157 | 196 | 333 | 151 | 182 | 20 | 6 | 14 |
| 73 | 207 | 111 | 96 | 200 | 106 | 94 | 7 | 5 | 2 |
| 74 | 195 | 107 | 88 | 188 | 102 | 86 | 7 | 5 | 2 |
| 70 - 74 | 1,905 | 876 | 1,029 | 1,830 | 844 | 986 | 75 | 32 | 43 |
| 75 | 486 | 233 | 253 | 460 | 221 | 239 | 26 | 12 | 14 |
| 76 | 223 | 120 | 103 | 217 | 116 | 101 | 6 | 4 | 2 |
| 77 | 137 | 73 | 64 | 131 | 69 | 62 | 6 | 4 | 2 |
| 78 | 282 | 122 | 160 | 268 | 116 | 152 | 14 | 6 | 8 |
| 79 | 181 | 82 | 99 | 175 | 81 | 94 | 6 | 1 | 5 |
| 75 - 79 | 1,309 | 630 | 679 | 1,251 | 603 | 648 | 58 | 27 | 31 |
| 80+ | 1,656 | 781 | 875 | 1,574 | 747 | 827 | 82 | 34 | 48 |

Table 12.6: Mbozi District Council: Total Population by Age in Single Years, Five Year Age Groups, Sex and Rural-Urban

| Age | Total | | | Rural | | | Urban | | |
|----------------|----------------|----------------|----------------|----------------|----------------|----------------|---------------|---------------|---------------|
| | Both Sexes | Male | Female | Both Sexes | Male | Female | Both Sexes | Male | Female |
| Total | 446,339 | 213,217 | 233,122 | 368,483 | 176,701 | 191,782 | 77,856 | 36,516 | 41,340 |
| 0 | 14,196 | 6,972 | 7,224 | 11,616 | 5,719 | 5,897 | 2,580 | 1,253 | 1,327 |
| 1 | 13,566 | 6,732 | 6,834 | 11,324 | 5,588 | 5,736 | 2,242 | 1,144 | 1,098 |
| 2 | 14,437 | 7,108 | 7,329 | 12,248 | 6,037 | 6,211 | 2,189 | 1,071 | 1,118 |
| 3 | 13,949 | 6,919 | 7,030 | 11,729 | 5,845 | 5,884 | 2,220 | 1,074 | 1,146 |
| 4 | 14,615 | 7,162 | 7,453 | 12,266 | 6,035 | 6,231 | 2,349 | 1,127 | 1,222 |
| 0 - 4 | 70,763 | 34,893 | 35,870 | 59,183 | 29,224 | 29,959 | 11,580 | 5,669 | 5,911 |
| 5 | 14,015 | 7,090 | 6,925 | 11,838 | 6,006 | 5,832 | 2,177 | 1,084 | 1,093 |
| 6 | 14,162 | 6,972 | 7,190 | 11,981 | 5,915 | 6,066 | 2,181 | 1,057 | 1,124 |
| 7 | 13,782 | 6,874 | 6,908 | 11,608 | 5,811 | 5,797 | 2,174 | 1,063 | 1,111 |
| 8 | 14,309 | 7,050 | 7,259 | 12,119 | 5,964 | 6,155 | 2,190 | 1,086 | 1,104 |
| 9 | 12,483 | 6,217 | 6,266 | 10,533 | 5,312 | 5,221 | 1,950 | 905 | 1,045 |
| 5 - 9 | 68,751 | 34,203 | 34,548 | 58,079 | 29,008 | 29,071 | 10,672 | 5,195 | 5,477 |
| 10 | 13,593 | 6,867 | 6,726 | 11,487 | 5,836 | 5,651 | 2,106 | 1,031 | 1,075 |
| 11 | 10,906 | 5,415 | 5,491 | 9,207 | 4,595 | 4,612 | 1,699 | 820 | 879 |
| 12 | 15,997 | 8,087 | 7,910 | 13,508 | 6,865 | 6,643 | 2,489 | 1,222 | 1,267 |
| 13 | 11,023 | 5,515 | 5,508 | 9,265 | 4,663 | 4,602 | 1,758 | 852 | 906 |
| 14 | 11,241 | 5,598 | 5,643 | 9,281 | 4,696 | 4,585 | 1,960 | 902 | 1,058 |
| 10 - 14 | 62,760 | 31,482 | 31,278 | 52,748 | 26,655 | 26,093 | 10,012 | 4,827 | 5,185 |
| 15 | 10,361 | 5,414 | 4,947 | 8,459 | 4,577 | 3,882 | 1,902 | 837 | 1,065 |
| 16 | 9,576 | 4,920 | 4,656 | 7,781 | 4,103 | 3,678 | 1,795 | 817 | 978 |
| 17 | 8,856 | 4,618 | 4,238 | 7,081 | 3,756 | 3,325 | 1,775 | 862 | 913 |
| 18 | 10,499 | 5,057 | 5,442 | 8,452 | 4,136 | 4,316 | 2,047 | 921 | 1,126 |
| 19 | 8,149 | 3,752 | 4,397 | 6,622 | 3,103 | 3,519 | 1,527 | 649 | 878 |
| 15 - 19 | 47,441 | 23,761 | 23,680 | 38,395 | 19,675 | 18,720 | 9,046 | 4,086 | 4,960 |
| 20 | 10,435 | 4,750 | 5,685 | 8,424 | 3,890 | 4,534 | 2,011 | 860 | 1,151 |
| 21 | 6,672 | 3,210 | 3,462 | 5,331 | 2,614 | 2,717 | 1,341 | 596 | 745 |
| 22 | 8,869 | 4,172 | 4,697 | 7,077 | 3,387 | 3,690 | 1,792 | 785 | 1,007 |
| 23 | 6,253 | 2,874 | 3,379 | 4,982 | 2,314 | 2,668 | 1,271 | 560 | 711 |
| 24 | 6,720 | 3,131 | 3,589 | 5,241 | 2,489 | 2,752 | 1,479 | 642 | 837 |
| 20 - 24 | 38,949 | 18,137 | 20,812 | 31,055 | 14,694 | 16,361 | 7,894 | 3,443 | 4,451 |
| 25 | 7,874 | 3,582 | 4,292 | 6,263 | 2,865 | 3,398 | 1,611 | 717 | 894 |
| 26 | 6,060 | 2,735 | 3,325 | 4,678 | 2,117 | 2,561 | 1,382 | 618 | 764 |
| 27 | 5,795 | 2,772 | 3,023 | 4,503 | 2,175 | 2,328 | 1,292 | 597 | 695 |
| 28 | 7,339 | 3,304 | 4,035 | 5,761 | 2,575 | 3,186 | 1,578 | 729 | 849 |
| 29 | 4,886 | 2,108 | 2,778 | 3,868 | 1,689 | 2,179 | 1,018 | 419 | 599 |
| 25 - 29 | 31,954 | 14,501 | 17,453 | 25,073 | 11,421 | 13,652 | 6,881 | 3,080 | 3,801 |
| 30 | 8,672 | 3,678 | 4,994 | 6,830 | 2,848 | 3,982 | 1,842 | 830 | 1,012 |
| 31 | 3,854 | 1,781 | 2,073 | 3,091 | 1,426 | 1,665 | 763 | 355 | 408 |
| 32 | 6,723 | 2,963 | 3,760 | 5,232 | 2,311 | 2,921 | 1,491 | 652 | 839 |
| 33 | 4,322 | 1,943 | 2,379 | 3,386 | 1,501 | 1,885 | 936 | 442 | 494 |
| 34 | 4,032 | 1,856 | 2,176 | 3,190 | 1,414 | 1,776 | 842 | 442 | 400 |
| 30 - 34 | 27,603 | 12,221 | 15,382 | 21,729 | 9,500 | 12,229 | 5,874 | 2,721 | 3,153 |
| 35 | 6,659 | 3,001 | 3,658 | 5,368 | 2,388 | 2,980 | 1,291 | 613 | 678 |
| 36 | 4,303 | 1,954 | 2,349 | 3,475 | 1,537 | 1,938 | 828 | 417 | 411 |
| 37 | 4,376 | 2,050 | 2,326 | 3,501 | 1,625 | 1,876 | 875 | 425 | 450 |
| 38 | 5,369 | 2,301 | 3,068 | 4,404 | 1,858 | 2,546 | 965 | 443 | 522 |
| 39 | 3,491 | 1,617 | 1,874 | 2,806 | 1,265 | 1,541 | 685 | 352 | 333 |
| 35 - 39 | 24,198 | 10,923 | 13,275 | 19,554 | 8,673 | 10,881 | 4,644 | 2,250 | 2,394 |

Table 12.6: Mbozi District Council: Total Population by Age in Single Years, Five Year Age Groups, Sex and Rural-Urban

| Age | Total | | | Rural | | | Urban | | |
|----------------|---------------|--------------|--------------|---------------|--------------|--------------|--------------|--------------|--------------|
| | Both Sexes | Male | Female | Both Sexes | Male | Female | Both Sexes | Male | Female |
| 40 | 6,583 | 2,707 | 3,876 | 5,521 | 2,221 | 3,300 | 1,062 | 486 | 576 |
| 41 | 2,187 | 1,029 | 1,158 | 1,805 | 838 | 967 | 382 | 191 | 191 |
| 42 | 4,186 | 1,930 | 2,256 | 3,378 | 1,523 | 1,855 | 808 | 407 | 401 |
| 43 | 2,494 | 1,135 | 1,359 | 2,013 | 900 | 1,113 | 481 | 235 | 246 |
| 44 | 2,436 | 1,157 | 1,279 | 1,980 | 939 | 1,041 | 456 | 218 | 238 |
| 40 - 44 | 17,886 | 7,958 | 9,928 | 14,697 | 6,421 | 8,276 | 3,189 | 1,537 | 1,652 |
| 45 | 3,976 | 1,740 | 2,236 | 3,337 | 1,417 | 1,920 | 639 | 323 | 316 |
| 46 | 2,386 | 1,177 | 1,209 | 1,966 | 945 | 1,021 | 420 | 232 | 188 |
| 47 | 1,846 | 935 | 911 | 1,541 | 771 | 770 | 305 | 164 | 141 |
| 48 | 3,234 | 1,446 | 1,788 | 2,754 | 1,236 | 1,518 | 480 | 210 | 270 |
| 49 | 3,143 | 886 | 2,257 | 2,489 | 728 | 1,761 | 654 | 158 | 496 |
| 45 - 49 | 14,585 | 6,184 | 8,401 | 12,087 | 5,097 | 6,990 | 2,498 | 1,087 | 1,411 |
| 50 | 4,088 | 1,679 | 2,409 | 3,487 | 1,389 | 2,098 | 601 | 290 | 311 |
| 51 | 1,502 | 826 | 676 | 1,303 | 722 | 581 | 199 | 104 | 95 |
| 52 | 2,192 | 1,117 | 1,075 | 1,850 | 926 | 924 | 342 | 191 | 151 |
| 53 | 1,332 | 659 | 673 | 1,123 | 558 | 565 | 209 | 101 | 108 |
| 54 | 1,550 | 761 | 789 | 1,301 | 644 | 657 | 249 | 117 | 132 |
| 50 - 54 | 10,664 | 5,042 | 5,622 | 9,064 | 4,239 | 4,825 | 1,600 | 803 | 797 |
| 55 | 2,168 | 958 | 1,210 | 1,877 | 834 | 1,043 | 291 | 124 | 167 |
| 56 | 1,481 | 689 | 792 | 1,265 | 569 | 696 | 216 | 120 | 96 |
| 57 | 1,086 | 495 | 591 | 917 | 417 | 500 | 169 | 78 | 91 |
| 58 | 1,744 | 826 | 918 | 1,511 | 713 | 798 | 233 | 113 | 120 |
| 59 | 843 | 425 | 418 | 697 | 355 | 342 | 146 | 70 | 76 |
| 55 - 59 | 7,322 | 3,393 | 3,929 | 6,267 | 2,888 | 3,379 | 1,055 | 505 | 550 |
| 60 | 3,223 | 1,353 | 1,870 | 2,801 | 1,177 | 1,624 | 422 | 176 | 246 |
| 61 | 739 | 379 | 360 | 645 | 331 | 314 | 94 | 48 | 46 |
| 62 | 1,344 | 663 | 681 | 1,096 | 530 | 566 | 248 | 133 | 115 |
| 63 | 795 | 403 | 392 | 683 | 347 | 336 | 112 | 56 | 56 |
| 64 | 786 | 432 | 354 | 651 | 364 | 287 | 135 | 68 | 67 |
| 60 - 64 | 6,887 | 3,230 | 3,657 | 5,876 | 2,749 | 3,127 | 1,011 | 481 | 530 |
| 65 | 1,803 | 752 | 1,051 | 1,596 | 672 | 924 | 207 | 80 | 127 |
| 66 | 609 | 315 | 294 | 522 | 260 | 262 | 87 | 55 | 32 |
| 67 | 872 | 468 | 404 | 751 | 402 | 349 | 121 | 66 | 55 |
| 68 | 1,235 | 492 | 743 | 1,086 | 431 | 655 | 149 | 61 | 88 |
| 69 | 563 | 278 | 285 | 482 | 233 | 249 | 81 | 45 | 36 |
| 65 - 69 | 5,082 | 2,305 | 2,777 | 4,437 | 1,998 | 2,439 | 645 | 307 | 338 |
| 70 | 2,300 | 929 | 1,371 | 2,036 | 838 | 1,198 | 264 | 91 | 173 |
| 71 | 347 | 170 | 177 | 311 | 156 | 155 | 36 | 14 | 22 |
| 72 | 874 | 413 | 461 | 778 | 359 | 419 | 96 | 54 | 42 |
| 73 | 418 | 218 | 200 | 371 | 198 | 173 | 47 | 20 | 27 |
| 74 | 399 | 195 | 204 | 345 | 165 | 180 | 54 | 30 | 24 |
| 70 - 74 | 4,338 | 1,925 | 2,413 | 3,841 | 1,716 | 2,125 | 497 | 209 | 288 |
| 75 | 1,116 | 465 | 651 | 1,008 | 417 | 591 | 108 | 48 | 60 |
| 76 | 471 | 234 | 237 | 413 | 207 | 206 | 58 | 27 | 31 |
| 77 | 312 | 171 | 141 | 266 | 147 | 119 | 46 | 24 | 22 |
| 78 | 698 | 316 | 382 | 618 | 282 | 336 | 80 | 34 | 46 |
| 79 | 367 | 171 | 196 | 324 | 154 | 170 | 43 | 17 | 26 |
| 75 - 79 | 2,964 | 1,357 | 1,607 | 2,629 | 1,207 | 1,422 | 335 | 150 | 185 |
| 80+ | 4,192 | 1,702 | 2,490 | 3,769 | 1,536 | 2,233 | 423 | 166 | 257 |

Table 12.7: Mbarali District Council: Total Population by Age in Single Years, Five Year Age Groups, Sex and Rural-Urban

| Age | Total | | | Rural | | | Urban | | |
|----------------|----------------|----------------|----------------|----------------|----------------|----------------|---------------|---------------|---------------|
| | Both Sexes | Male | Female | Both Sexes | Male | Female | Both Sexes | Male | Female |
| Total | 300,517 | 145,867 | 154,650 | 215,788 | 104,737 | 111,051 | 84,729 | 41,130 | 43,599 |
| 0 | 10,466 | 5,137 | 5,329 | 7,818 | 3,792 | 4,026 | 2,648 | 1,345 | 1,303 |
| 1 | 9,369 | 4,627 | 4,742 | 7,002 | 3,450 | 3,552 | 2,367 | 1,177 | 1,190 |
| 2 | 10,177 | 5,039 | 5,138 | 7,743 | 3,846 | 3,897 | 2,434 | 1,193 | 1,241 |
| 3 | 10,057 | 4,920 | 5,137 | 7,554 | 3,704 | 3,850 | 2,503 | 1,216 | 1,287 |
| 4 | 10,038 | 5,042 | 4,996 | 7,508 | 3,784 | 3,724 | 2,530 | 1,258 | 1,272 |
| 0 - 4 | 50,107 | 24,765 | 25,342 | 37,625 | 18,576 | 19,049 | 12,482 | 6,189 | 6,293 |
| 5 | 9,380 | 4,705 | 4,675 | 7,067 | 3,532 | 3,535 | 2,313 | 1,173 | 1,140 |
| 6 | 9,565 | 4,681 | 4,884 | 6,990 | 3,433 | 3,557 | 2,575 | 1,248 | 1,327 |
| 7 | 9,245 | 4,623 | 4,622 | 6,870 | 3,448 | 3,422 | 2,375 | 1,175 | 1,200 |
| 8 | 8,172 | 4,048 | 4,124 | 6,128 | 3,044 | 3,084 | 2,044 | 1,004 | 1,040 |
| 9 | 7,701 | 3,789 | 3,912 | 5,565 | 2,768 | 2,797 | 2,136 | 1,021 | 1,115 |
| 5 - 9 | 44,063 | 21,846 | 22,217 | 32,620 | 16,225 | 16,395 | 11,443 | 5,621 | 5,822 |
| 10 | 8,522 | 4,279 | 4,243 | 6,290 | 3,190 | 3,100 | 2,232 | 1,089 | 1,143 |
| 11 | 6,459 | 3,099 | 3,360 | 4,599 | 2,198 | 2,401 | 1,860 | 901 | 959 |
| 12 | 9,351 | 4,717 | 4,634 | 6,799 | 3,427 | 3,372 | 2,552 | 1,290 | 1,262 |
| 13 | 6,985 | 3,513 | 3,472 | 5,024 | 2,507 | 2,517 | 1,961 | 1,006 | 955 |
| 14 | 6,761 | 3,409 | 3,352 | 4,813 | 2,462 | 2,351 | 1,948 | 947 | 1,001 |
| 10 - 14 | 38,078 | 19,017 | 19,061 | 27,525 | 13,784 | 13,741 | 10,553 | 5,233 | 5,320 |
| 15 | 6,465 | 3,355 | 3,110 | 4,529 | 2,394 | 2,135 | 1,936 | 961 | 975 |
| 16 | 5,993 | 3,071 | 2,922 | 4,070 | 2,100 | 1,970 | 1,923 | 971 | 952 |
| 17 | 5,557 | 2,787 | 2,770 | 3,831 | 1,959 | 1,872 | 1,726 | 828 | 898 |
| 18 | 6,610 | 3,202 | 3,408 | 4,606 | 2,162 | 2,444 | 2,004 | 1,040 | 964 |
| 19 | 4,913 | 2,141 | 2,772 | 3,328 | 1,436 | 1,892 | 1,585 | 705 | 880 |
| 15 - 19 | 29,538 | 14,556 | 14,982 | 20,364 | 10,051 | 10,313 | 9,174 | 4,505 | 4,669 |
| 20 | 7,251 | 3,141 | 4,110 | 5,194 | 2,263 | 2,931 | 2,057 | 878 | 1,179 |
| 21 | 4,071 | 1,817 | 2,254 | 2,765 | 1,212 | 1,553 | 1,306 | 605 | 701 |
| 22 | 5,766 | 2,584 | 3,182 | 3,918 | 1,748 | 2,170 | 1,848 | 836 | 1,012 |
| 23 | 3,804 | 1,688 | 2,116 | 2,599 | 1,151 | 1,448 | 1,205 | 537 | 668 |
| 24 | 4,270 | 1,913 | 2,357 | 2,911 | 1,301 | 1,610 | 1,359 | 612 | 747 |
| 20 - 24 | 25,162 | 11,143 | 14,019 | 17,387 | 7,675 | 9,712 | 7,775 | 3,468 | 4,307 |
| 25 | 5,697 | 2,650 | 3,047 | 4,054 | 1,867 | 2,187 | 1,643 | 783 | 860 |
| 26 | 4,169 | 1,980 | 2,189 | 2,827 | 1,356 | 1,471 | 1,342 | 624 | 718 |
| 27 | 3,951 | 1,870 | 2,081 | 2,718 | 1,312 | 1,406 | 1,233 | 558 | 675 |
| 28 | 5,524 | 2,543 | 2,981 | 3,789 | 1,747 | 2,042 | 1,735 | 796 | 939 |
| 29 | 3,433 | 1,555 | 1,878 | 2,372 | 1,095 | 1,277 | 1,061 | 460 | 601 |
| 25 - 29 | 22,774 | 10,598 | 12,176 | 15,760 | 7,377 | 8,383 | 7,014 | 3,221 | 3,793 |
| 30 | 7,050 | 3,236 | 3,814 | 4,932 | 2,225 | 2,707 | 2,118 | 1,011 | 1,107 |
| 31 | 2,568 | 1,189 | 1,379 | 1,755 | 796 | 959 | 813 | 393 | 420 |
| 32 | 4,936 | 2,365 | 2,571 | 3,377 | 1,597 | 1,780 | 1,559 | 768 | 791 |
| 33 | 2,973 | 1,460 | 1,513 | 1,987 | 966 | 1,021 | 986 | 494 | 492 |
| 34 | 2,654 | 1,317 | 1,337 | 1,801 | 913 | 888 | 853 | 404 | 449 |
| 30 - 34 | 20,181 | 9,567 | 10,614 | 13,852 | 6,497 | 7,355 | 6,329 | 3,070 | 3,259 |
| 35 | 4,793 | 2,436 | 2,357 | 3,352 | 1,703 | 1,649 | 1,441 | 733 | 708 |
| 36 | 2,944 | 1,482 | 1,462 | 2,032 | 1,021 | 1,011 | 912 | 461 | 451 |
| 37 | 2,932 | 1,466 | 1,466 | 1,997 | 968 | 1,029 | 935 | 498 | 437 |
| 38 | 3,736 | 1,795 | 1,941 | 2,577 | 1,234 | 1,343 | 1,159 | 561 | 598 |
| 39 | 2,417 | 1,198 | 1,219 | 1,679 | 832 | 847 | 738 | 366 | 372 |
| 35 - 39 | 16,822 | 8,377 | 8,445 | 11,637 | 5,758 | 5,879 | 5,185 | 2,619 | 2,566 |

Table 12.7: Mbarali District Council: Total Population by Age in Single Years, Five Year Age Groups, Sex and Rural-Urban

| Age | Total | | | Rural | | | Urban | | |
|----------------|---------------|--------------|--------------|--------------|--------------|--------------|--------------|--------------|--------------|
| | Both Sexes | Male | Female | Both Sexes | Male | Female | Both Sexes | Male | Female |
| 40 | 5,047 | 2,361 | 2,686 | 3,625 | 1,653 | 1,972 | 1,422 | 708 | 714 |
| 41 | 1,395 | 731 | 664 | 976 | 511 | 465 | 419 | 220 | 199 |
| 42 | 2,955 | 1,527 | 1,428 | 2,022 | 1,023 | 999 | 933 | 504 | 429 |
| 43 | 1,682 | 859 | 823 | 1,190 | 623 | 567 | 492 | 236 | 256 |
| 44 | 1,765 | 916 | 849 | 1,260 | 648 | 612 | 505 | 268 | 237 |
| 40 - 44 | 12,844 | 6,394 | 6,450 | 9,073 | 4,458 | 4,615 | 3,771 | 1,936 | 1,835 |
| 45 | 3,084 | 1,545 | 1,539 | 2,192 | 1,073 | 1,119 | 892 | 472 | 420 |
| 46 | 1,520 | 780 | 740 | 1,054 | 536 | 518 | 466 | 244 | 222 |
| 47 | 1,395 | 682 | 713 | 954 | 482 | 472 | 441 | 200 | 241 |
| 48 | 2,255 | 1,075 | 1,180 | 1,635 | 764 | 871 | 620 | 311 | 309 |
| 49 | 3,019 | 598 | 2,421 | 2,149 | 417 | 1,732 | 870 | 181 | 689 |
| 45 - 49 | 11,273 | 4,680 | 6,593 | 7,984 | 3,272 | 4,712 | 3,289 | 1,408 | 1,881 |
| 50 | 3,013 | 1,459 | 1,554 | 2,241 | 1,048 | 1,193 | 772 | 411 | 361 |
| 51 | 1,027 | 605 | 422 | 752 | 444 | 308 | 275 | 161 | 114 |
| 52 | 1,652 | 911 | 741 | 1,208 | 668 | 540 | 444 | 243 | 201 |
| 53 | 866 | 489 | 377 | 600 | 349 | 251 | 266 | 140 | 126 |
| 54 | 1,088 | 609 | 479 | 752 | 424 | 328 | 336 | 185 | 151 |
| 50 - 54 | 7,646 | 4,073 | 3,573 | 5,553 | 2,933 | 2,620 | 2,093 | 1,140 | 953 |
| 55 | 1,550 | 786 | 764 | 1,166 | 582 | 584 | 384 | 204 | 180 |
| 56 | 976 | 559 | 417 | 705 | 400 | 305 | 271 | 159 | 112 |
| 57 | 735 | 419 | 316 | 526 | 298 | 228 | 209 | 121 | 88 |
| 58 | 1,189 | 661 | 528 | 883 | 505 | 378 | 306 | 156 | 150 |
| 59 | 626 | 334 | 292 | 443 | 245 | 198 | 183 | 89 | 94 |
| 55 - 59 | 5,076 | 2,759 | 2,317 | 3,723 | 2,030 | 1,693 | 1,353 | 729 | 624 |
| 60 | 2,492 | 1,081 | 1,411 | 1,854 | 817 | 1,037 | 638 | 264 | 374 |
| 61 | 574 | 341 | 233 | 395 | 239 | 156 | 179 | 102 | 77 |
| 62 | 1,045 | 552 | 493 | 739 | 405 | 334 | 306 | 147 | 159 |
| 63 | 624 | 371 | 253 | 460 | 284 | 176 | 164 | 87 | 77 |
| 64 | 549 | 328 | 221 | 373 | 220 | 153 | 176 | 108 | 68 |
| 60 - 64 | 5,284 | 2,673 | 2,611 | 3,821 | 1,965 | 1,856 | 1,463 | 708 | 755 |
| 65 | 1,273 | 575 | 698 | 949 | 418 | 531 | 324 | 157 | 167 |
| 66 | 406 | 231 | 175 | 302 | 182 | 120 | 104 | 49 | 55 |
| 67 | 567 | 322 | 245 | 417 | 249 | 168 | 150 | 73 | 77 |
| 68 | 740 | 340 | 400 | 535 | 241 | 294 | 205 | 99 | 106 |
| 69 | 332 | 166 | 166 | 253 | 131 | 122 | 79 | 35 | 44 |
| 65 - 69 | 3,318 | 1,634 | 1,684 | 2,456 | 1,221 | 1,235 | 862 | 413 | 449 |
| 70 | 1,878 | 781 | 1,097 | 1,438 | 618 | 820 | 440 | 163 | 277 |
| 71 | 283 | 150 | 133 | 198 | 98 | 100 | 85 | 52 | 33 |
| 72 | 590 | 283 | 307 | 455 | 221 | 234 | 135 | 62 | 73 |
| 73 | 298 | 163 | 135 | 224 | 131 | 93 | 74 | 32 | 42 |
| 74 | 235 | 150 | 85 | 184 | 117 | 67 | 51 | 33 | 18 |
| 70 - 74 | 3,284 | 1,527 | 1,757 | 2,499 | 1,185 | 1,314 | 785 | 342 | 443 |
| 75 | 765 | 341 | 424 | 569 | 247 | 322 | 196 | 94 | 102 |
| 76 | 315 | 159 | 156 | 235 | 116 | 119 | 80 | 43 | 37 |
| 77 | 202 | 106 | 96 | 153 | 80 | 73 | 49 | 26 | 23 |
| 78 | 434 | 186 | 248 | 346 | 153 | 193 | 88 | 33 | 55 |
| 79 | 197 | 113 | 84 | 146 | 83 | 63 | 51 | 30 | 21 |
| 75 - 79 | 1,913 | 905 | 1,008 | 1,449 | 679 | 770 | 464 | 226 | 238 |
| 80+ | 3,154 | 1,353 | 1,801 | 2,460 | 1,051 | 1,409 | 694 | 302 | 392 |

Table 12.8: Mbeya City Council: Total Population by Age in Single Years, Five Year Age Groups, Sex and Rural-Urban

| Age | Total | | | Rural | | | Urban | | |
|----------------|----------------|----------------|----------------|------------|----------|----------|----------------|----------------|----------------|
| | Both Sexes | Male | Female | Both Sexes | Male | Female | Both Sexes | Male | Female |
| Total | 385,279 | 182,620 | 202,659 | 0 | 0 | 0 | 385,279 | 182,620 | 202,659 |
| 0 | 11,016 | 5,488 | 5,528 | 0 | 0 | 0 | 11,016 | 5,488 | 5,528 |
| 1 | 10,087 | 5,011 | 5,076 | 0 | 0 | 0 | 10,087 | 5,011 | 5,076 |
| 2 | 9,762 | 4,922 | 4,840 | 0 | 0 | 0 | 9,762 | 4,922 | 4,840 |
| 3 | 9,357 | 4,715 | 4,642 | 0 | 0 | 0 | 9,357 | 4,715 | 4,642 |
| 4 | 9,823 | 4,930 | 4,893 | 0 | 0 | 0 | 9,823 | 4,930 | 4,893 |
| 0 - 4 | 50,045 | 25,066 | 24,979 | 0 | 0 | 0 | 50,045 | 25,066 | 24,979 |
| 5 | 9,424 | 4,737 | 4,687 | 0 | 0 | 0 | 9,424 | 4,737 | 4,687 |
| 6 | 9,450 | 4,672 | 4,778 | 0 | 0 | 0 | 9,450 | 4,672 | 4,778 |
| 7 | 9,221 | 4,561 | 4,660 | 0 | 0 | 0 | 9,221 | 4,561 | 4,660 |
| 8 | 8,578 | 4,161 | 4,417 | 0 | 0 | 0 | 8,578 | 4,161 | 4,417 |
| 9 | 8,732 | 4,215 | 4,517 | 0 | 0 | 0 | 8,732 | 4,215 | 4,517 |
| 5 - 9 | 45,405 | 22,346 | 23,059 | 0 | 0 | 0 | 45,405 | 22,346 | 23,059 |
| 10 | 9,329 | 4,533 | 4,796 | 0 | 0 | 0 | 9,329 | 4,533 | 4,796 |
| 11 | 7,576 | 3,613 | 3,963 | 0 | 0 | 0 | 7,576 | 3,613 | 3,963 |
| 12 | 11,064 | 5,278 | 5,786 | 0 | 0 | 0 | 11,064 | 5,278 | 5,786 |
| 13 | 8,663 | 4,098 | 4,565 | 0 | 0 | 0 | 8,663 | 4,098 | 4,565 |
| 14 | 9,393 | 4,182 | 5,211 | 0 | 0 | 0 | 9,393 | 4,182 | 5,211 |
| 10 - 14 | 46,025 | 21,704 | 24,321 | 0 | 0 | 0 | 46,025 | 21,704 | 24,321 |
| 15 | 8,957 | 3,981 | 4,976 | 0 | 0 | 0 | 8,957 | 3,981 | 4,976 |
| 16 | 9,590 | 4,126 | 5,464 | 0 | 0 | 0 | 9,590 | 4,126 | 5,464 |
| 17 | 10,003 | 4,399 | 5,604 | 0 | 0 | 0 | 10,003 | 4,399 | 5,604 |
| 18 | 11,500 | 5,197 | 6,303 | 0 | 0 | 0 | 11,500 | 5,197 | 6,303 |
| 19 | 9,760 | 4,341 | 5,419 | 0 | 0 | 0 | 9,760 | 4,341 | 5,419 |
| 15 - 19 | 49,810 | 22,044 | 27,766 | 0 | 0 | 0 | 49,810 | 22,044 | 27,766 |
| 20 | 12,488 | 5,600 | 6,888 | 0 | 0 | 0 | 12,488 | 5,600 | 6,888 |
| 21 | 8,335 | 3,907 | 4,428 | 0 | 0 | 0 | 8,335 | 3,907 | 4,428 |
| 22 | 10,798 | 5,031 | 5,767 | 0 | 0 | 0 | 10,798 | 5,031 | 5,767 |
| 23 | 8,259 | 3,827 | 4,432 | 0 | 0 | 0 | 8,259 | 3,827 | 4,432 |
| 24 | 8,442 | 3,819 | 4,623 | 0 | 0 | 0 | 8,442 | 3,819 | 4,623 |
| 20 - 24 | 48,322 | 22,184 | 26,138 | 0 | 0 | 0 | 48,322 | 22,184 | 26,138 |
| 25 | 8,971 | 4,198 | 4,773 | 0 | 0 | 0 | 8,971 | 4,198 | 4,773 |
| 26 | 7,230 | 3,266 | 3,964 | 0 | 0 | 0 | 7,230 | 3,266 | 3,964 |
| 27 | 6,906 | 3,158 | 3,748 | 0 | 0 | 0 | 6,906 | 3,158 | 3,748 |
| 28 | 8,333 | 3,855 | 4,478 | 0 | 0 | 0 | 8,333 | 3,855 | 4,478 |
| 29 | 5,320 | 2,427 | 2,893 | 0 | 0 | 0 | 5,320 | 2,427 | 2,893 |
| 25 - 29 | 36,760 | 16,904 | 19,856 | 0 | 0 | 0 | 36,760 | 16,904 | 19,856 |
| 30 | 9,217 | 4,339 | 4,878 | 0 | 0 | 0 | 9,217 | 4,339 | 4,878 |
| 31 | 3,731 | 1,803 | 1,928 | 0 | 0 | 0 | 3,731 | 1,803 | 1,928 |
| 32 | 7,214 | 3,457 | 3,757 | 0 | 0 | 0 | 7,214 | 3,457 | 3,757 |
| 33 | 4,396 | 2,089 | 2,307 | 0 | 0 | 0 | 4,396 | 2,089 | 2,307 |
| 34 | 4,169 | 2,017 | 2,152 | 0 | 0 | 0 | 4,169 | 2,017 | 2,152 |
| 30 - 34 | 28,727 | 13,705 | 15,022 | 0 | 0 | 0 | 28,727 | 13,705 | 15,022 |
| 35 | 6,354 | 3,216 | 3,138 | 0 | 0 | 0 | 6,354 | 3,216 | 3,138 |
| 36 | 4,285 | 2,103 | 2,182 | 0 | 0 | 0 | 4,285 | 2,103 | 2,182 |
| 37 | 4,051 | 2,049 | 2,002 | 0 | 0 | 0 | 4,051 | 2,049 | 2,002 |
| 38 | 4,534 | 2,243 | 2,291 | 0 | 0 | 0 | 4,534 | 2,243 | 2,291 |
| 39 | 3,018 | 1,508 | 1,510 | 0 | 0 | 0 | 3,018 | 1,508 | 1,510 |
| 35 - 39 | 22,242 | 11,119 | 11,123 | 0 | 0 | 0 | 22,242 | 11,119 | 11,123 |

Table 12.8: Mbeya City Council: Total Population by Age in Single Years, Five Year Age Groups, Sex and Rural-Urban

| Age | Total | | | Rural | | | Urban | | |
|----------------|---------------|--------------|--------------|------------|----------|----------|---------------|--------------|--------------|
| | Both Sexes | Male | Female | Both Sexes | Male | Female | Both Sexes | Male | Female |
| 40 | 5,633 | 2,803 | 2,830 | 0 | 0 | 0 | 5,633 | 2,803 | 2,830 |
| 41 | 1,853 | 956 | 897 | 0 | 0 | 0 | 1,853 | 956 | 897 |
| 42 | 3,632 | 1,818 | 1,814 | 0 | 0 | 0 | 3,632 | 1,818 | 1,814 |
| 43 | 2,136 | 981 | 1,155 | 0 | 0 | 0 | 2,136 | 981 | 1,155 |
| 44 | 2,170 | 1,107 | 1,063 | 0 | 0 | 0 | 2,170 | 1,107 | 1,063 |
| 40 - 44 | 15,424 | 7,665 | 7,759 | 0 | 0 | 0 | 15,424 | 7,665 | 7,759 |
| 45 | 3,468 | 1,757 | 1,711 | 0 | 0 | 0 | 3,468 | 1,757 | 1,711 |
| 46 | 1,911 | 876 | 1,035 | 0 | 0 | 0 | 1,911 | 876 | 1,035 |
| 47 | 1,871 | 906 | 965 | 0 | 0 | 0 | 1,871 | 906 | 965 |
| 48 | 2,568 | 1,162 | 1,406 | 0 | 0 | 0 | 2,568 | 1,162 | 1,406 |
| 49 | 2,933 | 780 | 2,153 | 0 | 0 | 0 | 2,933 | 780 | 2,153 |
| 45 - 49 | 12,751 | 5,481 | 7,270 | 0 | 0 | 0 | 12,751 | 5,481 | 7,270 |
| 50 | 3,117 | 1,444 | 1,673 | 0 | 0 | 0 | 3,117 | 1,444 | 1,673 |
| 51 | 1,232 | 674 | 558 | 0 | 0 | 0 | 1,232 | 674 | 558 |
| 52 | 1,897 | 936 | 961 | 0 | 0 | 0 | 1,897 | 936 | 961 |
| 53 | 1,162 | 593 | 569 | 0 | 0 | 0 | 1,162 | 593 | 569 |
| 54 | 1,478 | 775 | 703 | 0 | 0 | 0 | 1,478 | 775 | 703 |
| 50 - 54 | 8,886 | 4,422 | 4,464 | 0 | 0 | 0 | 8,886 | 4,422 | 4,464 |
| 55 | 1,784 | 852 | 932 | 0 | 0 | 0 | 1,784 | 852 | 932 |
| 56 | 1,267 | 639 | 628 | 0 | 0 | 0 | 1,267 | 639 | 628 |
| 57 | 922 | 489 | 433 | 0 | 0 | 0 | 922 | 489 | 433 |
| 58 | 1,373 | 697 | 676 | 0 | 0 | 0 | 1,373 | 697 | 676 |
| 59 | 653 | 318 | 335 | 0 | 0 | 0 | 653 | 318 | 335 |
| 55 - 59 | 5,999 | 2,995 | 3,004 | 0 | 0 | 0 | 5,999 | 2,995 | 3,004 |
| 60 | 2,311 | 991 | 1,320 | 0 | 0 | 0 | 2,311 | 991 | 1,320 |
| 61 | 513 | 279 | 234 | 0 | 0 | 0 | 513 | 279 | 234 |
| 62 | 1,017 | 535 | 482 | 0 | 0 | 0 | 1,017 | 535 | 482 |
| 63 | 627 | 336 | 291 | 0 | 0 | 0 | 627 | 336 | 291 |
| 64 | 654 | 371 | 283 | 0 | 0 | 0 | 654 | 371 | 283 |
| 60 - 64 | 5,122 | 2,512 | 2,610 | 0 | 0 | 0 | 5,122 | 2,512 | 2,610 |
| 65 | 1,183 | 546 | 637 | 0 | 0 | 0 | 1,183 | 546 | 637 |
| 66 | 473 | 267 | 206 | 0 | 0 | 0 | 473 | 267 | 206 |
| 67 | 618 | 326 | 292 | 0 | 0 | 0 | 618 | 326 | 292 |
| 68 | 623 | 286 | 337 | 0 | 0 | 0 | 623 | 286 | 337 |
| 69 | 325 | 175 | 150 | 0 | 0 | 0 | 325 | 175 | 150 |
| 65 - 69 | 3,222 | 1,600 | 1,622 | 0 | 0 | 0 | 3,222 | 1,600 | 1,622 |
| 70 | 1,535 | 594 | 941 | 0 | 0 | 0 | 1,535 | 594 | 941 |
| 71 | 200 | 121 | 79 | 0 | 0 | 0 | 200 | 121 | 79 |
| 72 | 485 | 248 | 237 | 0 | 0 | 0 | 485 | 248 | 237 |
| 73 | 286 | 162 | 124 | 0 | 0 | 0 | 286 | 162 | 124 |
| 74 | 284 | 166 | 118 | 0 | 0 | 0 | 284 | 166 | 118 |
| 70 - 74 | 2,790 | 1,291 | 1,499 | 0 | 0 | 0 | 2,790 | 1,291 | 1,499 |
| 75 | 647 | 266 | 381 | 0 | 0 | 0 | 647 | 266 | 381 |
| 76 | 287 | 160 | 127 | 0 | 0 | 0 | 287 | 160 | 127 |
| 77 | 244 | 132 | 112 | 0 | 0 | 0 | 244 | 132 | 112 |
| 78 | 363 | 153 | 210 | 0 | 0 | 0 | 363 | 153 | 210 |
| 79 | 134 | 62 | 72 | 0 | 0 | 0 | 134 | 62 | 72 |
| 75 - 79 | 1,675 | 773 | 902 | 0 | 0 | 0 | 1,675 | 773 | 902 |
| 80+ | 2,074 | 809 | 1,265 | 0 | 0 | 0 | 2,074 | 809 | 1,265 |

Table 12.9: Momba District Council: Total Population by Age in Single Years, Five Year Age Groups, Sex and Rural-Urban

| Age | Total | | | Rural | | | Urban | | |
|----------------|----------------|---------------|----------------|----------------|---------------|---------------|---------------|--------------|--------------|
| | Both Sexes | Male | Female | Both Sexes | Male | Female | Both Sexes | Male | Female |
| Total | 196,818 | 94,257 | 102,561 | 182,642 | 87,515 | 95,127 | 14,176 | 6,742 | 7,434 |
| 0 | 8,113 | 4,128 | 3,985 | 7,631 | 3,872 | 3,759 | 482 | 256 | 226 |
| 1 | 7,906 | 3,981 | 3,925 | 7,405 | 3,705 | 3,700 | 501 | 276 | 225 |
| 2 | 8,378 | 4,139 | 4,239 | 7,783 | 3,888 | 3,895 | 595 | 251 | 344 |
| 3 | 8,502 | 4,153 | 4,349 | 7,973 | 3,890 | 4,083 | 529 | 263 | 266 |
| 4 | 8,083 | 3,996 | 4,087 | 7,583 | 3,747 | 3,836 | 500 | 249 | 251 |
| 0 - 4 | 40,982 | 20,397 | 20,585 | 38,375 | 19,102 | 19,273 | 2,607 | 1,295 | 1,312 |
| 5 | 7,369 | 3,621 | 3,748 | 6,938 | 3,399 | 3,539 | 431 | 222 | 209 |
| 6 | 7,231 | 3,499 | 3,732 | 6,752 | 3,293 | 3,459 | 479 | 206 | 273 |
| 7 | 7,081 | 3,537 | 3,544 | 6,591 | 3,297 | 3,294 | 490 | 240 | 250 |
| 8 | 6,580 | 3,157 | 3,423 | 6,188 | 2,967 | 3,221 | 392 | 190 | 202 |
| 9 | 5,603 | 2,821 | 2,782 | 5,178 | 2,607 | 2,571 | 425 | 214 | 211 |
| 5 - 9 | 33,864 | 16,635 | 17,229 | 31,647 | 15,563 | 16,084 | 2,217 | 1,072 | 1,145 |
| 10 | 6,064 | 3,034 | 3,030 | 5,676 | 2,854 | 2,822 | 388 | 180 | 208 |
| 11 | 4,300 | 2,066 | 2,234 | 4,034 | 1,936 | 2,098 | 266 | 130 | 136 |
| 12 | 6,376 | 3,290 | 3,086 | 5,991 | 3,092 | 2,899 | 385 | 198 | 187 |
| 13 | 4,104 | 2,043 | 2,061 | 3,815 | 1,901 | 1,914 | 289 | 142 | 147 |
| 14 | 3,934 | 1,980 | 1,954 | 3,710 | 1,863 | 1,847 | 224 | 117 | 107 |
| 10 - 14 | 24,778 | 12,413 | 12,365 | 23,226 | 11,646 | 11,580 | 1,552 | 767 | 785 |
| 15 | 3,959 | 2,060 | 1,899 | 3,676 | 1,926 | 1,750 | 283 | 134 | 149 |
| 16 | 3,077 | 1,469 | 1,608 | 2,845 | 1,366 | 1,479 | 232 | 103 | 129 |
| 17 | 2,918 | 1,392 | 1,526 | 2,695 | 1,289 | 1,406 | 223 | 103 | 120 |
| 18 | 3,961 | 1,660 | 2,301 | 3,702 | 1,550 | 2,152 | 259 | 110 | 149 |
| 19 | 2,928 | 1,186 | 1,742 | 2,717 | 1,101 | 1,616 | 211 | 85 | 126 |
| 15 - 19 | 16,843 | 7,767 | 9,076 | 15,635 | 7,232 | 8,403 | 1,208 | 535 | 673 |
| 20 | 4,269 | 1,626 | 2,643 | 4,013 | 1,530 | 2,483 | 256 | 96 | 160 |
| 21 | 2,359 | 1,027 | 1,332 | 2,150 | 939 | 1,211 | 209 | 88 | 121 |
| 22 | 3,405 | 1,392 | 2,013 | 3,107 | 1,274 | 1,833 | 298 | 118 | 180 |
| 23 | 2,393 | 1,049 | 1,344 | 2,164 | 957 | 1,207 | 229 | 92 | 137 |
| 24 | 2,656 | 1,189 | 1,467 | 2,384 | 1,073 | 1,311 | 272 | 116 | 156 |
| 20 - 24 | 15,082 | 6,283 | 8,799 | 13,818 | 5,773 | 8,045 | 1,264 | 510 | 754 |
| 25 | 4,084 | 1,800 | 2,284 | 3,763 | 1,682 | 2,081 | 321 | 118 | 203 |
| 26 | 2,600 | 1,168 | 1,432 | 2,340 | 1,048 | 1,292 | 260 | 120 | 140 |
| 27 | 2,464 | 1,203 | 1,261 | 2,203 | 1,102 | 1,101 | 261 | 101 | 160 |
| 28 | 3,574 | 1,544 | 2,030 | 3,255 | 1,390 | 1,865 | 319 | 154 | 165 |
| 29 | 2,154 | 949 | 1,205 | 1,923 | 847 | 1,076 | 231 | 102 | 129 |
| 25 - 29 | 14,876 | 6,664 | 8,212 | 13,484 | 6,069 | 7,415 | 1,392 | 595 | 797 |
| 30 | 4,543 | 1,926 | 2,617 | 4,146 | 1,734 | 2,412 | 397 | 192 | 205 |
| 31 | 1,510 | 756 | 754 | 1,346 | 676 | 670 | 164 | 80 | 84 |
| 32 | 2,677 | 1,239 | 1,438 | 2,393 | 1,109 | 1,284 | 284 | 130 | 154 |
| 33 | 1,518 | 778 | 740 | 1,342 | 681 | 661 | 176 | 97 | 79 |
| 34 | 1,491 | 725 | 766 | 1,315 | 631 | 684 | 176 | 94 | 82 |
| 30 - 34 | 11,739 | 5,424 | 6,315 | 10,542 | 4,831 | 5,711 | 1,197 | 593 | 604 |
| 35 | 2,978 | 1,453 | 1,525 | 2,696 | 1,298 | 1,398 | 282 | 155 | 127 |
| 36 | 1,577 | 795 | 782 | 1,419 | 715 | 704 | 158 | 80 | 78 |
| 37 | 1,548 | 803 | 745 | 1,399 | 729 | 670 | 149 | 74 | 75 |
| 38 | 2,220 | 1,055 | 1,165 | 2,028 | 953 | 1,075 | 192 | 102 | 90 |
| 39 | 1,295 | 604 | 691 | 1,208 | 554 | 654 | 87 | 50 | 37 |
| 35 - 39 | 9,618 | 4,710 | 4,908 | 8,750 | 4,249 | 4,501 | 868 | 461 | 407 |

Table 12.9: Momba District Council: Total Population by Age in Single Years, Five Year Age Groups, Sex and Rural-Urban

| Age | Total | | | Rural | | | Urban | | |
|----------------|--------------|--------------|--------------|--------------|--------------|--------------|------------|------------|------------|
| | Both Sexes | Male | Female | Both Sexes | Male | Female | Both Sexes | Male | Female |
| 40 | 2,989 | 1,298 | 1,691 | 2,749 | 1,166 | 1,583 | 240 | 132 | 108 |
| 41 | 831 | 428 | 403 | 787 | 401 | 386 | 44 | 27 | 17 |
| 42 | 1,588 | 783 | 805 | 1,460 | 710 | 750 | 128 | 73 | 55 |
| 43 | 779 | 367 | 412 | 729 | 341 | 388 | 50 | 26 | 24 |
| 44 | 926 | 495 | 431 | 851 | 463 | 388 | 75 | 32 | 43 |
| 40 - 44 | 7,113 | 3,371 | 3,742 | 6,576 | 3,081 | 3,495 | 537 | 290 | 247 |
| 45 | 1,683 | 764 | 919 | 1,565 | 710 | 855 | 118 | 54 | 64 |
| 46 | 807 | 419 | 388 | 740 | 387 | 353 | 67 | 32 | 35 |
| 47 | 671 | 339 | 332 | 635 | 316 | 319 | 36 | 23 | 13 |
| 48 | 1,261 | 619 | 642 | 1,172 | 580 | 592 | 89 | 39 | 50 |
| 49 | 1,912 | 398 | 1,514 | 1,628 | 369 | 1,259 | 284 | 29 | 255 |
| 45 - 49 | 6,334 | 2,539 | 3,795 | 5,740 | 2,362 | 3,378 | 594 | 177 | 417 |
| 50 | 1,726 | 802 | 924 | 1,652 | 760 | 892 | 74 | 42 | 32 |
| 51 | 554 | 326 | 228 | 531 | 310 | 221 | 23 | 16 | 7 |
| 52 | 861 | 494 | 367 | 822 | 465 | 357 | 39 | 29 | 10 |
| 53 | 441 | 248 | 193 | 410 | 228 | 182 | 31 | 20 | 11 |
| 54 | 504 | 304 | 200 | 469 | 279 | 190 | 35 | 25 | 10 |
| 50 - 54 | 4,086 | 2,174 | 1,912 | 3,884 | 2,042 | 1,842 | 202 | 132 | 70 |
| 55 | 813 | 401 | 412 | 763 | 372 | 391 | 50 | 29 | 21 |
| 56 | 541 | 284 | 257 | 508 | 268 | 240 | 33 | 16 | 17 |
| 57 | 399 | 244 | 155 | 377 | 231 | 146 | 22 | 13 | 9 |
| 58 | 657 | 326 | 331 | 627 | 307 | 320 | 30 | 19 | 11 |
| 59 | 306 | 170 | 136 | 293 | 158 | 135 | 13 | 12 | 1 |
| 55 - 59 | 2,716 | 1,425 | 1,291 | 2,568 | 1,336 | 1,232 | 148 | 89 | 59 |
| 60 | 1,229 | 557 | 672 | 1,162 | 522 | 640 | 67 | 35 | 32 |
| 61 | 284 | 174 | 110 | 272 | 169 | 103 | 12 | 5 | 7 |
| 62 | 546 | 294 | 252 | 518 | 272 | 246 | 28 | 22 | 6 |
| 63 | 357 | 193 | 164 | 342 | 178 | 164 | 15 | 15 | 0 |
| 64 | 273 | 148 | 125 | 258 | 139 | 119 | 15 | 9 | 6 |
| 60 - 64 | 2,689 | 1,366 | 1,323 | 2,552 | 1,280 | 1,272 | 137 | 86 | 51 |
| 65 | 650 | 290 | 360 | 615 | 265 | 350 | 35 | 25 | 10 |
| 66 | 230 | 114 | 116 | 222 | 108 | 114 | 8 | 6 | 2 |
| 67 | 301 | 164 | 137 | 297 | 162 | 135 | 4 | 2 | 2 |
| 68 | 405 | 197 | 208 | 388 | 189 | 199 | 17 | 8 | 9 |
| 69 | 186 | 91 | 95 | 174 | 85 | 89 | 12 | 6 | 6 |
| 65 - 69 | 1,772 | 856 | 916 | 1,696 | 809 | 887 | 76 | 47 | 29 |
| 70 | 912 | 438 | 474 | 868 | 411 | 457 | 44 | 27 | 17 |
| 71 | 116 | 58 | 58 | 109 | 55 | 54 | 7 | 3 | 4 |
| 72 | 304 | 170 | 134 | 294 | 162 | 132 | 10 | 8 | 2 |
| 73 | 161 | 95 | 66 | 152 | 90 | 62 | 9 | 5 | 4 |
| 74 | 151 | 96 | 55 | 144 | 91 | 53 | 7 | 5 | 2 |
| 70 - 74 | 1,644 | 857 | 787 | 1,567 | 809 | 758 | 77 | 48 | 29 |
| 75 | 429 | 198 | 231 | 419 | 195 | 224 | 10 | 3 | 7 |
| 76 | 154 | 92 | 62 | 148 | 90 | 58 | 6 | 2 | 4 |
| 77 | 133 | 75 | 58 | 126 | 71 | 55 | 7 | 4 | 3 |
| 78 | 246 | 144 | 102 | 237 | 141 | 96 | 9 | 3 | 6 |
| 79 | 148 | 92 | 56 | 141 | 88 | 53 | 7 | 4 | 3 |
| 75 - 79 | 1,110 | 601 | 509 | 1,071 | 585 | 486 | 39 | 16 | 23 |
| 80+ | 1,572 | 775 | 797 | 1,511 | 746 | 765 | 61 | 29 | 32 |

Table 12.10: Tunduma Town Council: Total Population by Age in Single Years, Five Year Age Groups, Sex and Rural-Urban

| Age | Total | | | Rural | | | Urban | | |
|----------------|---------------|---------------|---------------|------------|----------|----------|---------------|---------------|---------------|
| | Both Sexes | Male | Female | Both Sexes | Male | Female | Both Sexes | Male | Female |
| Total | 97,562 | 46,854 | 50,708 | 0 | 0 | 0 | 97,562 | 46,854 | 50,708 |
| 0 | 3,597 | 1,800 | 1,797 | 0 | 0 | 0 | 3,597 | 1,800 | 1,797 |
| 1 | 3,275 | 1,662 | 1,613 | 0 | 0 | 0 | 3,275 | 1,662 | 1,613 |
| 2 | 3,377 | 1,788 | 1,589 | 0 | 0 | 0 | 3,377 | 1,788 | 1,589 |
| 3 | 3,139 | 1,538 | 1,601 | 0 | 0 | 0 | 3,139 | 1,538 | 1,601 |
| 4 | 3,192 | 1,522 | 1,670 | 0 | 0 | 0 | 3,192 | 1,522 | 1,670 |
| 0 - 4 | 16,580 | 8,310 | 8,270 | 0 | 0 | 0 | 16,580 | 8,310 | 8,270 |
| 5 | 3,131 | 1,584 | 1,547 | 0 | 0 | 0 | 3,131 | 1,584 | 1,547 |
| 6 | 2,868 | 1,377 | 1,491 | 0 | 0 | 0 | 2,868 | 1,377 | 1,491 |
| 7 | 2,763 | 1,402 | 1,361 | 0 | 0 | 0 | 2,763 | 1,402 | 1,361 |
| 8 | 2,677 | 1,313 | 1,364 | 0 | 0 | 0 | 2,677 | 1,313 | 1,364 |
| 9 | 2,276 | 1,056 | 1,220 | 0 | 0 | 0 | 2,276 | 1,056 | 1,220 |
| 5 - 9 | 13,715 | 6,732 | 6,983 | 0 | 0 | 0 | 13,715 | 6,732 | 6,983 |
| 10 | 2,346 | 1,050 | 1,296 | 0 | 0 | 0 | 2,346 | 1,050 | 1,296 |
| 11 | 1,718 | 839 | 879 | 0 | 0 | 0 | 1,718 | 839 | 879 |
| 12 | 2,675 | 1,200 | 1,475 | 0 | 0 | 0 | 2,675 | 1,200 | 1,475 |
| 13 | 1,906 | 882 | 1,024 | 0 | 0 | 0 | 1,906 | 882 | 1,024 |
| 14 | 1,911 | 808 | 1,103 | 0 | 0 | 0 | 1,911 | 808 | 1,103 |
| 10 - 14 | 10,556 | 4,779 | 5,777 | 0 | 0 | 0 | 10,556 | 4,779 | 5,777 |
| 15 | 2,042 | 860 | 1,182 | 0 | 0 | 0 | 2,042 | 860 | 1,182 |
| 16 | 2,053 | 829 | 1,224 | 0 | 0 | 0 | 2,053 | 829 | 1,224 |
| 17 | 2,061 | 858 | 1,203 | 0 | 0 | 0 | 2,061 | 858 | 1,203 |
| 18 | 2,435 | 1,050 | 1,385 | 0 | 0 | 0 | 2,435 | 1,050 | 1,385 |
| 19 | 1,997 | 751 | 1,246 | 0 | 0 | 0 | 1,997 | 751 | 1,246 |
| 15 - 19 | 10,588 | 4,348 | 6,240 | 0 | 0 | 0 | 10,588 | 4,348 | 6,240 |
| 20 | 2,722 | 1,024 | 1,698 | 0 | 0 | 0 | 2,722 | 1,024 | 1,698 |
| 21 | 1,875 | 722 | 1,153 | 0 | 0 | 0 | 1,875 | 722 | 1,153 |
| 22 | 2,781 | 1,100 | 1,681 | 0 | 0 | 0 | 2,781 | 1,100 | 1,681 |
| 23 | 2,080 | 874 | 1,206 | 0 | 0 | 0 | 2,080 | 874 | 1,206 |
| 24 | 2,303 | 1,028 | 1,275 | 0 | 0 | 0 | 2,303 | 1,028 | 1,275 |
| 20 - 24 | 11,761 | 4,748 | 7,013 | 0 | 0 | 0 | 11,761 | 4,748 | 7,013 |
| 25 | 2,853 | 1,325 | 1,528 | 0 | 0 | 0 | 2,853 | 1,325 | 1,528 |
| 26 | 2,185 | 1,052 | 1,133 | 0 | 0 | 0 | 2,185 | 1,052 | 1,133 |
| 27 | 2,223 | 1,083 | 1,140 | 0 | 0 | 0 | 2,223 | 1,083 | 1,140 |
| 28 | 2,900 | 1,413 | 1,487 | 0 | 0 | 0 | 2,900 | 1,413 | 1,487 |
| 29 | 1,711 | 860 | 851 | 0 | 0 | 0 | 1,711 | 860 | 851 |
| 25 - 29 | 11,872 | 5,733 | 6,139 | 0 | 0 | 0 | 11,872 | 5,733 | 6,139 |
| 30 | 3,000 | 1,581 | 1,419 | 0 | 0 | 0 | 3,000 | 1,581 | 1,419 |
| 31 | 1,150 | 615 | 535 | 0 | 0 | 0 | 1,150 | 615 | 535 |
| 32 | 2,097 | 1,122 | 975 | 0 | 0 | 0 | 2,097 | 1,122 | 975 |
| 33 | 1,280 | 700 | 580 | 0 | 0 | 0 | 1,280 | 700 | 580 |
| 34 | 1,093 | 605 | 488 | 0 | 0 | 0 | 1,093 | 605 | 488 |
| 30 - 34 | 8,620 | 4,623 | 3,997 | 0 | 0 | 0 | 8,620 | 4,623 | 3,997 |
| 35 | 1,756 | 994 | 762 | 0 | 0 | 0 | 1,756 | 994 | 762 |
| 36 | 1,063 | 573 | 490 | 0 | 0 | 0 | 1,063 | 573 | 490 |
| 37 | 970 | 546 | 424 | 0 | 0 | 0 | 970 | 546 | 424 |
| 38 | 1,093 | 590 | 503 | 0 | 0 | 0 | 1,093 | 590 | 503 |
| 39 | 663 | 362 | 301 | 0 | 0 | 0 | 663 | 362 | 301 |
| 35 - 39 | 5,545 | 3,065 | 2,480 | 0 | 0 | 0 | 5,545 | 3,065 | 2,480 |

Table 12.10: Tunduma Town Council: Total Population by Age in Single Years, Five Year Age Groups, Sex and Rural-Urban

| Age | Total | | | Rural | | | Urban | | |
|----------------|--------------|--------------|--------------|------------|----------|----------|--------------|--------------|--------------|
| | Both Sexes | Male | Female | Both Sexes | Male | Female | Both Sexes | Male | Female |
| 40 | 1,269 | 769 | 500 | 0 | 0 | 0 | 1,269 | 769 | 500 |
| 41 | 368 | 219 | 149 | 0 | 0 | 0 | 368 | 219 | 149 |
| 42 | 731 | 447 | 284 | 0 | 0 | 0 | 731 | 447 | 284 |
| 43 | 389 | 231 | 158 | 0 | 0 | 0 | 389 | 231 | 158 |
| 44 | 355 | 217 | 138 | 0 | 0 | 0 | 355 | 217 | 138 |
| 40 - 44 | 3,112 | 1,883 | 1,229 | 0 | 0 | 0 | 3,112 | 1,883 | 1,229 |
| 45 | 616 | 339 | 277 | 0 | 0 | 0 | 616 | 339 | 277 |
| 46 | 311 | 183 | 128 | 0 | 0 | 0 | 311 | 183 | 128 |
| 47 | 292 | 162 | 130 | 0 | 0 | 0 | 292 | 162 | 130 |
| 48 | 387 | 227 | 160 | 0 | 0 | 0 | 387 | 227 | 160 |
| 49 | 380 | 136 | 244 | 0 | 0 | 0 | 380 | 136 | 244 |
| 45 - 49 | 1,986 | 1,047 | 939 | 0 | 0 | 0 | 1,986 | 1,047 | 939 |
| 50 | 452 | 235 | 217 | 0 | 0 | 0 | 452 | 235 | 217 |
| 51 | 144 | 89 | 55 | 0 | 0 | 0 | 144 | 89 | 55 |
| 52 | 199 | 120 | 79 | 0 | 0 | 0 | 199 | 120 | 79 |
| 53 | 123 | 71 | 52 | 0 | 0 | 0 | 123 | 71 | 52 |
| 54 | 136 | 77 | 59 | 0 | 0 | 0 | 136 | 77 | 59 |
| 50 - 54 | 1,054 | 592 | 462 | 0 | 0 | 0 | 1,054 | 592 | 462 |
| 55 | 184 | 86 | 98 | 0 | 0 | 0 | 184 | 86 | 98 |
| 56 | 113 | 64 | 49 | 0 | 0 | 0 | 113 | 64 | 49 |
| 57 | 80 | 41 | 39 | 0 | 0 | 0 | 80 | 41 | 39 |
| 58 | 120 | 71 | 49 | 0 | 0 | 0 | 120 | 71 | 49 |
| 59 | 59 | 32 | 27 | 0 | 0 | 0 | 59 | 32 | 27 |
| 55 - 59 | 556 | 294 | 262 | 0 | 0 | 0 | 556 | 294 | 262 |
| 60 | 293 | 113 | 180 | 0 | 0 | 0 | 293 | 113 | 180 |
| 61 | 41 | 18 | 23 | 0 | 0 | 0 | 41 | 18 | 23 |
| 62 | 103 | 49 | 54 | 0 | 0 | 0 | 103 | 49 | 54 |
| 63 | 67 | 29 | 38 | 0 | 0 | 0 | 67 | 29 | 38 |
| 64 | 60 | 33 | 27 | 0 | 0 | 0 | 60 | 33 | 27 |
| 60 - 64 | 564 | 242 | 322 | 0 | 0 | 0 | 564 | 242 | 322 |
| 65 | 109 | 43 | 66 | 0 | 0 | 0 | 109 | 43 | 66 |
| 66 | 43 | 21 | 22 | 0 | 0 | 0 | 43 | 21 | 22 |
| 67 | 57 | 27 | 30 | 0 | 0 | 0 | 57 | 27 | 30 |
| 68 | 73 | 31 | 42 | 0 | 0 | 0 | 73 | 31 | 42 |
| 69 | 30 | 11 | 19 | 0 | 0 | 0 | 30 | 11 | 19 |
| 65 - 69 | 312 | 133 | 179 | 0 | 0 | 0 | 312 | 133 | 179 |
| 70 | 163 | 60 | 103 | 0 | 0 | 0 | 163 | 60 | 103 |
| 71 | 20 | 11 | 9 | 0 | 0 | 0 | 20 | 11 | 9 |
| 72 | 49 | 22 | 27 | 0 | 0 | 0 | 49 | 22 | 27 |
| 73 | 26 | 21 | 5 | 0 | 0 | 0 | 26 | 21 | 5 |
| 74 | 23 | 14 | 9 | 0 | 0 | 0 | 23 | 14 | 9 |
| 70 - 74 | 281 | 128 | 153 | 0 | 0 | 0 | 281 | 128 | 153 |
| 75 | 78 | 34 | 44 | 0 | 0 | 0 | 78 | 34 | 44 |
| 76 | 33 | 16 | 17 | 0 | 0 | 0 | 33 | 16 | 17 |
| 77 | 25 | 16 | 9 | 0 | 0 | 0 | 25 | 16 | 9 |
| 78 | 34 | 12 | 22 | 0 | 0 | 0 | 34 | 12 | 22 |
| 79 | 23 | 11 | 12 | 0 | 0 | 0 | 23 | 11 | 12 |
| 75 - 79 | 193 | 89 | 104 | 0 | 0 | 0 | 193 | 89 | 104 |
| 80+ | 267 | 108 | 159 | 0 | 0 | 0 | 267 | 108 | 159 |

Table 13.0: Singida Region: Total Population by Age in Single Years, Five Year Age Groups, Sex and Rural-Urban

| Age | Total | | | Rural | | | Urban | | |
|----------------|------------------|----------------|----------------|------------------|----------------|----------------|----------------|---------------|---------------|
| | Both Sexes | Male | Female | Both Sexes | Male | Female | Both Sexes | Male | Female |
| Total | 1,370,637 | 677,995 | 692,642 | 1,199,936 | 596,311 | 603,625 | 170,701 | 81,684 | 89,017 |
| 0 | 46,652 | 23,514 | 23,138 | 41,536 | 20,917 | 20,619 | 5,116 | 2,597 | 2,519 |
| 1 | 43,215 | 21,810 | 21,405 | 38,999 | 19,715 | 19,284 | 4,216 | 2,095 | 2,121 |
| 2 | 49,941 | 25,188 | 24,753 | 45,360 | 22,862 | 22,498 | 4,581 | 2,326 | 2,255 |
| 3 | 49,161 | 24,608 | 24,553 | 44,787 | 22,475 | 22,312 | 4,374 | 2,133 | 2,241 |
| 4 | 49,677 | 24,883 | 24,794 | 45,304 | 22,733 | 22,571 | 4,373 | 2,150 | 2,223 |
| 0 - 4 | 238,646 | 120,003 | 118,643 | 215,986 | 108,702 | 107,284 | 22,660 | 11,301 | 11,359 |
| 5 | 47,911 | 24,612 | 23,299 | 43,571 | 22,460 | 21,111 | 4,340 | 2,152 | 2,188 |
| 6 | 48,220 | 24,231 | 23,989 | 43,931 | 22,158 | 21,773 | 4,289 | 2,073 | 2,216 |
| 7 | 45,961 | 23,458 | 22,503 | 41,524 | 21,282 | 20,242 | 4,437 | 2,176 | 2,261 |
| 8 | 40,829 | 20,469 | 20,360 | 36,812 | 18,531 | 18,281 | 4,017 | 1,938 | 2,079 |
| 9 | 38,637 | 19,407 | 19,230 | 34,764 | 17,514 | 17,250 | 3,873 | 1,893 | 1,980 |
| 5 - 9 | 221,558 | 112,177 | 109,381 | 200,602 | 101,945 | 98,657 | 20,956 | 10,232 | 10,724 |
| 10 | 42,814 | 21,737 | 21,077 | 38,600 | 19,702 | 18,898 | 4,214 | 2,035 | 2,179 |
| 11 | 30,731 | 15,350 | 15,381 | 27,363 | 13,704 | 13,659 | 3,368 | 1,646 | 1,722 |
| 12 | 46,251 | 23,816 | 22,435 | 41,163 | 21,284 | 19,879 | 5,088 | 2,532 | 2,556 |
| 13 | 29,916 | 15,409 | 14,507 | 26,372 | 13,707 | 12,665 | 3,544 | 1,702 | 1,842 |
| 14 | 33,544 | 17,393 | 16,151 | 29,625 | 15,560 | 14,065 | 3,919 | 1,833 | 2,086 |
| 10 - 14 | 183,256 | 93,705 | 89,551 | 163,123 | 83,957 | 79,166 | 20,133 | 9,748 | 10,385 |
| 15 | 29,547 | 16,145 | 13,402 | 25,561 | 14,236 | 11,325 | 3,986 | 1,909 | 2,077 |
| 16 | 26,424 | 14,387 | 12,037 | 22,421 | 12,498 | 9,923 | 4,003 | 1,889 | 2,114 |
| 17 | 24,000 | 13,362 | 10,638 | 19,932 | 11,436 | 8,496 | 4,068 | 1,926 | 2,142 |
| 18 | 28,598 | 14,919 | 13,679 | 23,924 | 12,719 | 11,205 | 4,674 | 2,200 | 2,474 |
| 19 | 20,737 | 10,449 | 10,288 | 16,912 | 8,660 | 8,252 | 3,825 | 1,789 | 2,036 |
| 15 - 19 | 129,306 | 69,262 | 60,044 | 108,750 | 59,549 | 49,201 | 20,556 | 9,713 | 10,843 |
| 20 | 30,691 | 14,467 | 16,224 | 25,584 | 12,116 | 13,468 | 5,107 | 2,351 | 2,756 |
| 21 | 17,318 | 8,497 | 8,821 | 14,070 | 6,975 | 7,095 | 3,248 | 1,522 | 1,726 |
| 22 | 25,076 | 11,843 | 13,233 | 20,648 | 9,736 | 10,912 | 4,428 | 2,107 | 2,321 |
| 23 | 16,239 | 7,673 | 8,566 | 13,284 | 6,271 | 7,013 | 2,955 | 1,402 | 1,553 |
| 24 | 18,075 | 8,577 | 9,498 | 14,946 | 7,099 | 7,847 | 3,129 | 1,478 | 1,651 |
| 20 - 24 | 107,399 | 51,057 | 56,342 | 88,532 | 42,197 | 46,335 | 18,867 | 8,860 | 10,007 |
| 25 | 22,493 | 10,435 | 12,058 | 19,015 | 8,829 | 10,186 | 3,478 | 1,606 | 1,872 |
| 26 | 17,366 | 8,145 | 9,221 | 14,460 | 6,777 | 7,683 | 2,906 | 1,368 | 1,538 |
| 27 | 15,409 | 7,359 | 8,050 | 12,909 | 6,205 | 6,704 | 2,500 | 1,154 | 1,346 |
| 28 | 20,991 | 9,532 | 11,459 | 17,712 | 8,008 | 9,704 | 3,279 | 1,524 | 1,755 |
| 29 | 12,467 | 5,642 | 6,825 | 10,425 | 4,717 | 5,708 | 2,042 | 925 | 1,117 |
| 25 - 29 | 88,726 | 41,113 | 47,613 | 74,521 | 34,536 | 39,985 | 14,205 | 6,577 | 7,628 |
| 30 | 26,221 | 11,820 | 14,401 | 22,415 | 10,006 | 12,409 | 3,806 | 1,814 | 1,992 |
| 31 | 9,003 | 4,317 | 4,686 | 7,486 | 3,584 | 3,902 | 1,517 | 733 | 784 |
| 32 | 18,684 | 8,816 | 9,868 | 15,780 | 7,410 | 8,370 | 2,904 | 1,406 | 1,498 |
| 33 | 11,413 | 5,541 | 5,872 | 9,596 | 4,682 | 4,914 | 1,817 | 859 | 958 |
| 34 | 11,361 | 5,490 | 5,871 | 9,599 | 4,612 | 4,987 | 1,762 | 878 | 884 |
| 30 - 34 | 76,682 | 35,984 | 40,698 | 64,876 | 30,294 | 34,582 | 11,806 | 5,690 | 6,116 |
| 35 | 18,096 | 8,779 | 9,317 | 15,408 | 7,428 | 7,980 | 2,688 | 1,351 | 1,337 |
| 36 | 12,215 | 5,695 | 6,520 | 10,470 | 4,885 | 5,585 | 1,745 | 810 | 935 |
| 37 | 11,454 | 5,563 | 5,891 | 9,711 | 4,715 | 4,996 | 1,743 | 848 | 895 |
| 38 | 16,013 | 7,462 | 8,551 | 13,941 | 6,499 | 7,442 | 2,072 | 963 | 1,109 |
| 39 | 9,202 | 4,216 | 4,986 | 7,844 | 3,581 | 4,263 | 1,358 | 635 | 723 |
| 35 - 39 | 66,980 | 31,715 | 35,265 | 57,374 | 27,108 | 30,266 | 9,606 | 4,607 | 4,999 |

Table 13.0: Singida Region: Total Population by Age in Single Years, Five Year Age Groups, Sex and Rural-Urban

| Age | Total | | | Rural | | | Urban | | |
|----------------|---------------|---------------|---------------|---------------|---------------|---------------|--------------|--------------|--------------|
| | Both Sexes | Male | Female | Both Sexes | Male | Female | Both Sexes | Male | Female |
| 40 | 20,639 | 9,944 | 10,695 | 18,053 | 8,676 | 9,377 | 2,586 | 1,268 | 1,318 |
| 41 | 5,552 | 2,717 | 2,835 | 4,816 | 2,362 | 2,454 | 736 | 355 | 381 |
| 42 | 13,683 | 6,724 | 6,959 | 11,934 | 5,877 | 6,057 | 1,749 | 847 | 902 |
| 43 | 7,080 | 3,390 | 3,690 | 6,097 | 2,919 | 3,178 | 983 | 471 | 512 |
| 44 | 9,147 | 4,498 | 4,649 | 8,020 | 3,972 | 4,048 | 1,127 | 526 | 601 |
| 40 - 44 | 56,101 | 27,273 | 28,828 | 48,920 | 23,806 | 25,114 | 7,181 | 3,467 | 3,714 |
| 45 | 12,524 | 6,141 | 6,383 | 10,820 | 5,274 | 5,546 | 1,704 | 867 | 837 |
| 46 | 7,996 | 3,975 | 4,021 | 6,895 | 3,460 | 3,435 | 1,101 | 515 | 586 |
| 47 | 6,176 | 3,091 | 3,085 | 5,307 | 2,664 | 2,643 | 869 | 427 | 442 |
| 48 | 10,807 | 5,104 | 5,703 | 9,383 | 4,440 | 4,943 | 1,424 | 664 | 760 |
| 49 | 16,176 | 2,941 | 13,235 | 13,282 | 2,517 | 10,765 | 2,894 | 424 | 2,470 |
| 45 - 49 | 53,679 | 21,252 | 32,427 | 45,687 | 18,355 | 27,332 | 7,992 | 2,897 | 5,095 |
| 50 | 13,545 | 6,613 | 6,932 | 12,041 | 5,880 | 6,161 | 1,504 | 733 | 771 |
| 51 | 4,860 | 2,698 | 2,162 | 4,230 | 2,348 | 1,882 | 630 | 350 | 280 |
| 52 | 7,627 | 4,075 | 3,552 | 6,602 | 3,493 | 3,109 | 1,025 | 582 | 443 |
| 53 | 4,042 | 2,153 | 1,889 | 3,462 | 1,830 | 1,632 | 580 | 323 | 257 |
| 54 | 5,653 | 3,169 | 2,484 | 4,905 | 2,761 | 2,144 | 748 | 408 | 340 |
| 50 - 54 | 35,727 | 18,708 | 17,019 | 31,240 | 16,312 | 14,928 | 4,487 | 2,396 | 2,091 |
| 55 | 6,479 | 3,226 | 3,253 | 5,678 | 2,803 | 2,875 | 801 | 423 | 378 |
| 56 | 5,009 | 2,583 | 2,426 | 4,324 | 2,210 | 2,114 | 685 | 373 | 312 |
| 57 | 3,326 | 1,755 | 1,571 | 2,902 | 1,534 | 1,368 | 424 | 221 | 203 |
| 58 | 6,067 | 3,095 | 2,972 | 5,382 | 2,729 | 2,653 | 685 | 366 | 319 |
| 59 | 2,626 | 1,405 | 1,221 | 2,254 | 1,191 | 1,063 | 372 | 214 | 158 |
| 55 - 59 | 23,507 | 12,064 | 11,443 | 20,540 | 10,467 | 10,073 | 2,967 | 1,597 | 1,370 |
| 60 | 10,612 | 4,855 | 5,757 | 9,520 | 4,323 | 5,197 | 1,092 | 532 | 560 |
| 61 | 2,165 | 1,212 | 953 | 1,886 | 1,053 | 833 | 279 | 159 | 120 |
| 62 | 4,517 | 2,448 | 2,069 | 3,929 | 2,095 | 1,834 | 588 | 353 | 235 |
| 63 | 3,678 | 1,903 | 1,775 | 3,260 | 1,685 | 1,575 | 418 | 218 | 200 |
| 64 | 3,116 | 1,753 | 1,363 | 2,723 | 1,521 | 1,202 | 393 | 232 | 161 |
| 60 - 64 | 24,088 | 12,171 | 11,917 | 21,318 | 10,677 | 10,641 | 2,770 | 1,494 | 1,276 |
| 65 | 6,372 | 2,924 | 3,448 | 5,751 | 2,621 | 3,130 | 621 | 303 | 318 |
| 66 | 2,538 | 1,367 | 1,171 | 2,238 | 1,198 | 1,040 | 300 | 169 | 131 |
| 67 | 2,955 | 1,618 | 1,337 | 2,631 | 1,433 | 1,198 | 324 | 185 | 139 |
| 68 | 3,992 | 1,777 | 2,215 | 3,600 | 1,589 | 2,011 | 392 | 188 | 204 |
| 69 | 1,679 | 845 | 834 | 1,477 | 751 | 726 | 202 | 94 | 108 |
| 65 - 69 | 17,536 | 8,531 | 9,005 | 15,697 | 7,592 | 8,105 | 1,839 | 939 | 900 |
| 70 | 9,095 | 4,042 | 5,053 | 8,276 | 3,700 | 4,576 | 819 | 342 | 477 |
| 71 | 1,252 | 697 | 555 | 1,111 | 619 | 492 | 141 | 78 | 63 |
| 72 | 3,120 | 1,535 | 1,585 | 2,801 | 1,382 | 1,419 | 319 | 153 | 166 |
| 73 | 1,608 | 861 | 747 | 1,421 | 748 | 673 | 187 | 113 | 74 |
| 74 | 1,598 | 895 | 703 | 1,450 | 818 | 632 | 148 | 77 | 71 |
| 70 - 74 | 16,673 | 8,030 | 8,643 | 15,059 | 7,267 | 7,792 | 1,614 | 763 | 851 |
| 75 | 4,166 | 1,937 | 2,229 | 3,779 | 1,760 | 2,019 | 387 | 177 | 210 |
| 76 | 1,967 | 1,059 | 908 | 1,793 | 965 | 828 | 174 | 94 | 80 |
| 77 | 1,373 | 822 | 551 | 1,188 | 707 | 481 | 185 | 115 | 70 |
| 78 | 2,833 | 1,393 | 1,440 | 2,576 | 1,273 | 1,303 | 257 | 120 | 137 |
| 79 | 1,385 | 761 | 624 | 1,243 | 686 | 557 | 142 | 75 | 67 |
| 75 - 79 | 11,724 | 5,972 | 5,752 | 10,579 | 5,391 | 5,188 | 1,145 | 581 | 564 |
| 80+ | 19,049 | 8,978 | 10,071 | 17,132 | 8,156 | 8,976 | 1,917 | 822 | 1,095 |

Table 13.1: Iramba District Council: Total Population by Age in Single Years, Five Year Age Groups, Sex and Rural-Urban

| Age | Total | | | Rural | | | Urban | | |
|----------------|----------------|----------------|----------------|----------------|----------------|----------------|---------------|--------------|--------------|
| | Both Sexes | Male | Female | Both Sexes | Male | Female | Both Sexes | Male | Female |
| Total | 236,282 | 116,997 | 119,285 | 218,645 | 108,487 | 110,158 | 17,637 | 8,510 | 9,127 |
| 0 | 8,001 | 3,946 | 4,055 | 7,439 | 3,674 | 3,765 | 562 | 272 | 290 |
| 1 | 7,286 | 3,696 | 3,590 | 6,811 | 3,443 | 3,368 | 475 | 253 | 222 |
| 2 | 8,016 | 4,047 | 3,969 | 7,553 | 3,790 | 3,763 | 463 | 257 | 206 |
| 3 | 8,047 | 4,036 | 4,011 | 7,574 | 3,793 | 3,781 | 473 | 243 | 230 |
| 4 | 8,250 | 4,180 | 4,070 | 7,760 | 3,952 | 3,808 | 490 | 228 | 262 |
| 0 - 4 | 39,600 | 19,905 | 19,695 | 37,137 | 18,652 | 18,485 | 2,463 | 1,253 | 1,210 |
| 5 | 7,988 | 4,082 | 3,906 | 7,500 | 3,838 | 3,662 | 488 | 244 | 244 |
| 6 | 7,982 | 4,066 | 3,916 | 7,514 | 3,832 | 3,682 | 468 | 234 | 234 |
| 7 | 7,620 | 3,952 | 3,668 | 7,164 | 3,719 | 3,445 | 456 | 233 | 223 |
| 8 | 6,834 | 3,478 | 3,356 | 6,444 | 3,296 | 3,148 | 390 | 182 | 208 |
| 9 | 6,404 | 3,212 | 3,192 | 5,998 | 3,008 | 2,990 | 406 | 204 | 202 |
| 5 - 9 | 36,828 | 18,790 | 18,038 | 34,620 | 17,693 | 16,927 | 2,208 | 1,097 | 1,111 |
| 10 | 7,396 | 3,803 | 3,593 | 6,920 | 3,573 | 3,347 | 476 | 230 | 246 |
| 11 | 5,400 | 2,660 | 2,740 | 5,032 | 2,478 | 2,554 | 368 | 182 | 186 |
| 12 | 7,875 | 4,117 | 3,758 | 7,317 | 3,820 | 3,497 | 558 | 297 | 261 |
| 13 | 5,358 | 2,845 | 2,513 | 4,981 | 2,665 | 2,316 | 377 | 180 | 197 |
| 14 | 5,874 | 3,132 | 2,742 | 5,422 | 2,882 | 2,540 | 452 | 250 | 202 |
| 10 - 14 | 31,903 | 16,557 | 15,346 | 29,672 | 15,418 | 14,254 | 2,231 | 1,139 | 1,092 |
| 15 | 5,050 | 2,834 | 2,216 | 4,663 | 2,638 | 2,025 | 387 | 196 | 191 |
| 16 | 4,169 | 2,327 | 1,842 | 3,828 | 2,165 | 1,663 | 341 | 162 | 179 |
| 17 | 3,836 | 2,257 | 1,579 | 3,435 | 2,041 | 1,394 | 401 | 216 | 185 |
| 18 | 4,859 | 2,592 | 2,267 | 4,429 | 2,371 | 2,058 | 430 | 221 | 209 |
| 19 | 3,343 | 1,713 | 1,630 | 3,018 | 1,550 | 1,468 | 325 | 163 | 162 |
| 15 - 19 | 21,257 | 11,723 | 9,534 | 19,373 | 10,765 | 8,608 | 1,884 | 958 | 926 |
| 20 | 5,385 | 2,541 | 2,844 | 4,912 | 2,323 | 2,589 | 473 | 218 | 255 |
| 21 | 2,838 | 1,362 | 1,476 | 2,567 | 1,242 | 1,325 | 271 | 120 | 151 |
| 22 | 4,239 | 1,956 | 2,283 | 3,856 | 1,781 | 2,075 | 383 | 175 | 208 |
| 23 | 2,760 | 1,196 | 1,564 | 2,479 | 1,069 | 1,410 | 281 | 127 | 154 |
| 24 | 2,940 | 1,355 | 1,585 | 2,655 | 1,226 | 1,429 | 285 | 129 | 156 |
| 20 - 24 | 18,162 | 8,410 | 9,752 | 16,469 | 7,641 | 8,828 | 1,693 | 769 | 924 |
| 25 | 4,180 | 1,873 | 2,307 | 3,824 | 1,720 | 2,104 | 356 | 153 | 203 |
| 26 | 2,767 | 1,253 | 1,514 | 2,532 | 1,144 | 1,388 | 235 | 109 | 126 |
| 27 | 2,545 | 1,197 | 1,348 | 2,301 | 1,073 | 1,228 | 244 | 124 | 120 |
| 28 | 3,891 | 1,721 | 2,170 | 3,571 | 1,579 | 1,992 | 320 | 142 | 178 |
| 29 | 2,073 | 908 | 1,165 | 1,899 | 829 | 1,070 | 174 | 79 | 95 |
| 25 - 29 | 15,456 | 6,952 | 8,504 | 14,127 | 6,345 | 7,782 | 1,329 | 607 | 722 |
| 30 | 5,208 | 2,311 | 2,897 | 4,815 | 2,133 | 2,682 | 393 | 178 | 215 |
| 31 | 1,520 | 730 | 790 | 1,374 | 672 | 702 | 146 | 58 | 88 |
| 32 | 3,298 | 1,610 | 1,688 | 3,012 | 1,468 | 1,544 | 286 | 142 | 144 |
| 33 | 1,854 | 912 | 942 | 1,683 | 835 | 848 | 171 | 77 | 94 |
| 34 | 1,858 | 890 | 968 | 1,723 | 820 | 903 | 135 | 70 | 65 |
| 30 - 34 | 13,738 | 6,453 | 7,285 | 12,607 | 5,928 | 6,679 | 1,131 | 525 | 606 |
| 35 | 3,549 | 1,742 | 1,807 | 3,300 | 1,625 | 1,675 | 249 | 117 | 132 |
| 36 | 2,047 | 988 | 1,059 | 1,900 | 919 | 981 | 147 | 69 | 78 |
| 37 | 2,100 | 1,040 | 1,060 | 1,890 | 939 | 951 | 210 | 101 | 109 |
| 38 | 2,955 | 1,382 | 1,573 | 2,718 | 1,276 | 1,442 | 237 | 106 | 131 |
| 39 | 1,533 | 685 | 848 | 1,395 | 621 | 774 | 138 | 64 | 74 |
| 35 - 39 | 12,184 | 5,837 | 6,347 | 11,203 | 5,380 | 5,823 | 981 | 457 | 524 |

Table 13.1: Iramba District Council: Total Population by Age in Single Years, Five Year Age Groups, Sex and Rural-Urban

| Age | Total | | | Rural | | | Urban | | |
|----------------|--------------|--------------|--------------|--------------|--------------|--------------|--------------|------------|------------|
| | Both Sexes | Male | Female | Both Sexes | Male | Female | Both Sexes | Male | Female |
| 40 | 3,991 | 1,958 | 2,033 | 3,680 | 1,800 | 1,880 | 311 | 158 | 153 |
| 41 | 935 | 465 | 470 | 858 | 431 | 427 | 77 | 34 | 43 |
| 42 | 2,324 | 1,187 | 1,137 | 2,138 | 1,094 | 1,044 | 186 | 93 | 93 |
| 43 | 1,291 | 657 | 634 | 1,186 | 620 | 566 | 105 | 37 | 68 |
| 44 | 1,369 | 679 | 690 | 1,252 | 633 | 619 | 117 | 46 | 71 |
| 40 - 44 | 9,910 | 4,946 | 4,964 | 9,114 | 4,578 | 4,536 | 796 | 368 | 428 |
| 45 | 2,327 | 1,158 | 1,169 | 2,122 | 1,042 | 1,080 | 205 | 116 | 89 |
| 46 | 1,346 | 655 | 691 | 1,243 | 612 | 631 | 103 | 43 | 60 |
| 47 | 1,097 | 557 | 540 | 1,007 | 520 | 487 | 90 | 37 | 53 |
| 48 | 1,912 | 903 | 1,009 | 1,747 | 817 | 930 | 165 | 86 | 79 |
| 49 | 3,151 | 508 | 2,643 | 2,585 | 460 | 2,125 | 566 | 48 | 518 |
| 45 - 49 | 9,833 | 3,781 | 6,052 | 8,704 | 3,451 | 5,253 | 1,129 | 330 | 799 |
| 50 | 2,352 | 1,220 | 1,132 | 2,220 | 1,143 | 1,077 | 132 | 77 | 55 |
| 51 | 866 | 481 | 385 | 788 | 424 | 364 | 78 | 57 | 21 |
| 52 | 1,264 | 665 | 599 | 1,170 | 602 | 568 | 94 | 63 | 31 |
| 53 | 624 | 336 | 288 | 574 | 301 | 273 | 50 | 35 | 15 |
| 54 | 890 | 498 | 392 | 827 | 452 | 375 | 63 | 46 | 17 |
| 50 - 54 | 5,996 | 3,200 | 2,796 | 5,579 | 2,922 | 2,657 | 417 | 278 | 139 |
| 55 | 1,128 | 538 | 590 | 1,066 | 504 | 562 | 62 | 34 | 28 |
| 56 | 785 | 411 | 374 | 713 | 366 | 347 | 72 | 45 | 27 |
| 57 | 528 | 286 | 242 | 487 | 262 | 225 | 41 | 24 | 17 |
| 58 | 1,062 | 522 | 540 | 982 | 478 | 504 | 80 | 44 | 36 |
| 59 | 408 | 223 | 185 | 378 | 204 | 174 | 30 | 19 | 11 |
| 55 - 59 | 3,911 | 1,980 | 1,931 | 3,626 | 1,814 | 1,812 | 285 | 166 | 119 |
| 60 | 2,006 | 887 | 1,119 | 1,875 | 829 | 1,046 | 131 | 58 | 73 |
| 61 | 441 | 242 | 199 | 396 | 221 | 175 | 45 | 21 | 24 |
| 62 | 835 | 421 | 414 | 765 | 377 | 388 | 70 | 44 | 26 |
| 63 | 660 | 352 | 308 | 633 | 332 | 301 | 27 | 20 | 7 |
| 64 | 504 | 287 | 217 | 471 | 266 | 205 | 33 | 21 | 12 |
| 60 - 64 | 4,446 | 2,189 | 2,257 | 4,140 | 2,025 | 2,115 | 306 | 164 | 142 |
| 65 | 1,224 | 551 | 673 | 1,148 | 516 | 632 | 76 | 35 | 41 |
| 66 | 420 | 203 | 217 | 399 | 191 | 208 | 21 | 12 | 9 |
| 67 | 491 | 261 | 230 | 462 | 243 | 219 | 29 | 18 | 11 |
| 68 | 837 | 359 | 478 | 777 | 328 | 449 | 60 | 31 | 29 |
| 69 | 323 | 145 | 178 | 296 | 133 | 163 | 27 | 12 | 15 |
| 65 - 69 | 3,295 | 1,519 | 1,776 | 3,082 | 1,411 | 1,671 | 213 | 108 | 105 |
| 70 | 1,852 | 854 | 998 | 1,753 | 806 | 947 | 99 | 48 | 51 |
| 71 | 263 | 135 | 128 | 244 | 126 | 118 | 19 | 9 | 10 |
| 72 | 641 | 318 | 323 | 597 | 292 | 305 | 44 | 26 | 18 |
| 73 | 299 | 155 | 144 | 285 | 146 | 139 | 14 | 9 | 5 |
| 74 | 315 | 182 | 133 | 300 | 175 | 125 | 15 | 7 | 8 |
| 70 - 74 | 3,370 | 1,644 | 1,726 | 3,179 | 1,545 | 1,634 | 191 | 99 | 92 |
| 75 | 850 | 393 | 457 | 801 | 369 | 432 | 49 | 24 | 25 |
| 76 | 371 | 197 | 174 | 359 | 188 | 171 | 12 | 9 | 3 |
| 77 | 228 | 138 | 90 | 207 | 121 | 86 | 21 | 17 | 4 |
| 78 | 566 | 278 | 288 | 534 | 265 | 269 | 32 | 13 | 19 |
| 79 | 245 | 129 | 116 | 232 | 122 | 110 | 13 | 7 | 6 |
| 75 - 79 | 2,260 | 1,135 | 1,125 | 2,133 | 1,065 | 1,068 | 127 | 70 | 57 |
| 80+ | 4,133 | 1,976 | 2,157 | 3,880 | 1,854 | 2,026 | 253 | 122 | 131 |

Table 13.2: Singida District Council: Total Population by Age in Single Years, Five Year Age Groups, Sex and Rural-Urban

| Age | Total | | | Rural | | | Urban | | |
|----------------|----------------|----------------|----------------|----------------|----------------|----------------|--------------|--------------|--------------|
| | Both Sexes | Male | Female | Both Sexes | Male | Female | Both Sexes | Male | Female |
| Total | 225,521 | 111,772 | 113,749 | 221,886 | 110,090 | 111,796 | 3,635 | 1,682 | 1,953 |
| 0 | 7,288 | 3,715 | 3,573 | 7,193 | 3,661 | 3,532 | 95 | 54 | 41 |
| 1 | 7,479 | 3,734 | 3,745 | 7,388 | 3,689 | 3,699 | 91 | 45 | 46 |
| 2 | 8,609 | 4,322 | 4,287 | 8,490 | 4,259 | 4,231 | 119 | 63 | 56 |
| 3 | 8,177 | 4,089 | 4,088 | 8,070 | 4,041 | 4,029 | 107 | 48 | 59 |
| 4 | 8,577 | 4,250 | 4,327 | 8,455 | 4,192 | 4,263 | 122 | 58 | 64 |
| 0 - 4 | 40,130 | 20,110 | 20,020 | 39,596 | 19,842 | 19,754 | 534 | 268 | 266 |
| 5 | 8,184 | 4,263 | 3,921 | 8,092 | 4,222 | 3,870 | 92 | 41 | 51 |
| 6 | 8,410 | 4,228 | 4,182 | 8,301 | 4,175 | 4,126 | 109 | 53 | 56 |
| 7 | 8,092 | 4,109 | 3,983 | 7,968 | 4,053 | 3,915 | 124 | 56 | 68 |
| 8 | 7,088 | 3,565 | 3,523 | 6,963 | 3,503 | 3,460 | 125 | 62 | 63 |
| 9 | 7,002 | 3,555 | 3,447 | 6,890 | 3,489 | 3,401 | 112 | 66 | 46 |
| 5 - 9 | 38,776 | 19,720 | 19,056 | 38,214 | 19,442 | 18,772 | 562 | 278 | 284 |
| 10 | 7,497 | 3,807 | 3,690 | 7,367 | 3,750 | 3,617 | 130 | 57 | 73 |
| 11 | 5,412 | 2,728 | 2,684 | 5,333 | 2,691 | 2,642 | 79 | 37 | 42 |
| 12 | 7,995 | 4,150 | 3,845 | 7,878 | 4,083 | 3,795 | 117 | 67 | 50 |
| 13 | 5,007 | 2,602 | 2,405 | 4,914 | 2,554 | 2,360 | 93 | 48 | 45 |
| 14 | 5,906 | 3,114 | 2,792 | 5,813 | 3,072 | 2,741 | 93 | 42 | 51 |
| 10 - 14 | 31,817 | 16,401 | 15,416 | 31,305 | 16,150 | 15,155 | 512 | 251 | 261 |
| 15 | 5,194 | 2,804 | 2,390 | 5,096 | 2,754 | 2,342 | 98 | 50 | 48 |
| 16 | 4,483 | 2,446 | 2,037 | 4,387 | 2,397 | 1,990 | 96 | 49 | 47 |
| 17 | 3,915 | 2,237 | 1,678 | 3,839 | 2,202 | 1,637 | 76 | 35 | 41 |
| 18 | 4,300 | 2,335 | 1,965 | 4,215 | 2,281 | 1,934 | 85 | 54 | 31 |
| 19 | 3,273 | 1,721 | 1,552 | 3,207 | 1,692 | 1,515 | 66 | 29 | 37 |
| 15 - 19 | 21,165 | 11,543 | 9,622 | 20,744 | 11,326 | 9,418 | 421 | 217 | 204 |
| 20 | 4,340 | 2,070 | 2,270 | 4,250 | 2,038 | 2,212 | 90 | 32 | 58 |
| 21 | 2,597 | 1,336 | 1,261 | 2,552 | 1,317 | 1,235 | 45 | 19 | 26 |
| 22 | 3,859 | 1,869 | 1,990 | 3,791 | 1,837 | 1,954 | 68 | 32 | 36 |
| 23 | 2,352 | 1,160 | 1,192 | 2,320 | 1,148 | 1,172 | 32 | 12 | 20 |
| 24 | 2,719 | 1,347 | 1,372 | 2,676 | 1,322 | 1,354 | 43 | 25 | 18 |
| 20 - 24 | 15,867 | 7,782 | 8,085 | 15,589 | 7,662 | 7,927 | 278 | 120 | 158 |
| 25 | 3,220 | 1,534 | 1,686 | 3,183 | 1,517 | 1,666 | 37 | 17 | 20 |
| 26 | 2,544 | 1,247 | 1,297 | 2,504 | 1,230 | 1,274 | 40 | 17 | 23 |
| 27 | 2,380 | 1,191 | 1,189 | 2,344 | 1,176 | 1,168 | 36 | 15 | 21 |
| 28 | 2,790 | 1,303 | 1,487 | 2,749 | 1,288 | 1,461 | 41 | 15 | 26 |
| 29 | 1,773 | 828 | 945 | 1,743 | 814 | 929 | 30 | 14 | 16 |
| 25 - 29 | 12,707 | 6,103 | 6,604 | 12,523 | 6,025 | 6,498 | 184 | 78 | 106 |
| 30 | 3,431 | 1,549 | 1,882 | 3,376 | 1,529 | 1,847 | 55 | 20 | 35 |
| 31 | 1,375 | 658 | 717 | 1,346 | 645 | 701 | 29 | 13 | 16 |
| 32 | 2,935 | 1,359 | 1,576 | 2,892 | 1,337 | 1,555 | 43 | 22 | 21 |
| 33 | 1,896 | 892 | 1,004 | 1,874 | 885 | 989 | 22 | 7 | 15 |
| 34 | 1,851 | 897 | 954 | 1,819 | 881 | 938 | 32 | 16 | 16 |
| 30 - 34 | 11,488 | 5,355 | 6,133 | 11,307 | 5,277 | 6,030 | 181 | 78 | 103 |
| 35 | 2,601 | 1,228 | 1,373 | 2,535 | 1,197 | 1,338 | 66 | 31 | 35 |
| 36 | 1,956 | 890 | 1,066 | 1,928 | 878 | 1,050 | 28 | 12 | 16 |
| 37 | 1,801 | 865 | 936 | 1,764 | 849 | 915 | 37 | 16 | 21 |
| 38 | 2,668 | 1,198 | 1,470 | 2,629 | 1,183 | 1,446 | 39 | 15 | 24 |
| 39 | 1,505 | 706 | 799 | 1,478 | 696 | 782 | 27 | 10 | 17 |
| 35 - 39 | 10,531 | 4,887 | 5,644 | 10,334 | 4,803 | 5,531 | 197 | 84 | 113 |

Table 13.2: Singida District Council: Total Population by Age in Single Years, Five Year Age Groups, Sex and Rural-Urban

| Age | Total | | | Rural | | | Urban | | |
|----------------|--------------|--------------|--------------|--------------|--------------|--------------|------------|-----------|------------|
| | Both Sexes | Male | Female | Both Sexes | Male | Female | Both Sexes | Male | Female |
| 40 | 2,995 | 1,347 | 1,648 | 2,950 | 1,325 | 1,625 | 45 | 22 | 23 |
| 41 | 927 | 434 | 493 | 915 | 428 | 487 | 12 | 6 | 6 |
| 42 | 2,401 | 1,128 | 1,273 | 2,371 | 1,116 | 1,255 | 30 | 12 | 18 |
| 43 | 1,176 | 565 | 611 | 1,161 | 557 | 604 | 15 | 8 | 7 |
| 44 | 1,712 | 839 | 873 | 1,682 | 829 | 853 | 30 | 10 | 20 |
| 40 - 44 | 9,211 | 4,313 | 4,898 | 9,079 | 4,255 | 4,824 | 132 | 58 | 74 |
| 45 | 1,793 | 846 | 947 | 1,756 | 834 | 922 | 37 | 12 | 25 |
| 46 | 1,402 | 705 | 697 | 1,367 | 688 | 679 | 35 | 17 | 18 |
| 47 | 1,031 | 498 | 533 | 1,016 | 490 | 526 | 15 | 8 | 7 |
| 48 | 1,814 | 792 | 1,022 | 1,787 | 785 | 1,002 | 27 | 7 | 20 |
| 49 | 2,992 | 395 | 2,597 | 2,881 | 390 | 2,491 | 111 | 5 | 106 |
| 45 - 49 | 9,032 | 3,236 | 5,796 | 8,807 | 3,187 | 5,620 | 225 | 49 | 176 |
| 50 | 2,165 | 989 | 1,176 | 2,136 | 977 | 1,159 | 29 | 12 | 17 |
| 51 | 752 | 422 | 330 | 744 | 416 | 328 | 8 | 6 | 2 |
| 52 | 1,261 | 628 | 633 | 1,244 | 620 | 624 | 17 | 8 | 9 |
| 53 | 662 | 329 | 333 | 651 | 324 | 327 | 11 | 5 | 6 |
| 54 | 1,082 | 596 | 486 | 1,064 | 590 | 474 | 18 | 6 | 12 |
| 50 - 54 | 5,922 | 2,964 | 2,958 | 5,839 | 2,927 | 2,912 | 83 | 37 | 46 |
| 55 | 1,037 | 517 | 520 | 1,012 | 505 | 507 | 25 | 12 | 13 |
| 56 | 910 | 445 | 465 | 901 | 442 | 459 | 9 | 3 | 6 |
| 57 | 545 | 293 | 252 | 535 | 291 | 244 | 10 | 2 | 8 |
| 58 | 1,042 | 500 | 542 | 1,024 | 492 | 532 | 18 | 8 | 10 |
| 59 | 369 | 204 | 165 | 360 | 200 | 160 | 9 | 4 | 5 |
| 55 - 59 | 3,903 | 1,959 | 1,944 | 3,832 | 1,930 | 1,902 | 71 | 29 | 42 |
| 60 | 1,849 | 822 | 1,027 | 1,813 | 805 | 1,008 | 36 | 17 | 19 |
| 61 | 358 | 194 | 164 | 346 | 186 | 160 | 12 | 8 | 4 |
| 62 | 706 | 390 | 316 | 694 | 384 | 310 | 12 | 6 | 6 |
| 63 | 853 | 403 | 450 | 842 | 399 | 443 | 11 | 4 | 7 |
| 64 | 580 | 320 | 260 | 572 | 315 | 257 | 8 | 5 | 3 |
| 60 - 64 | 4,346 | 2,129 | 2,217 | 4,267 | 2,089 | 2,178 | 79 | 40 | 39 |
| 65 | 1,112 | 510 | 602 | 1,093 | 502 | 591 | 19 | 8 | 11 |
| 66 | 406 | 225 | 181 | 399 | 224 | 175 | 7 | 1 | 6 |
| 67 | 516 | 279 | 237 | 507 | 275 | 232 | 9 | 4 | 5 |
| 68 | 648 | 289 | 359 | 640 | 284 | 356 | 8 | 5 | 3 |
| 69 | 256 | 134 | 122 | 255 | 134 | 121 | 1 | 0 | 1 |
| 65 - 69 | 2,938 | 1,437 | 1,501 | 2,894 | 1,419 | 1,475 | 44 | 18 | 26 |
| 70 | 1,396 | 606 | 790 | 1,362 | 585 | 777 | 34 | 21 | 13 |
| 71 | 213 | 123 | 90 | 204 | 118 | 86 | 9 | 5 | 4 |
| 72 | 492 | 230 | 262 | 483 | 224 | 259 | 9 | 6 | 3 |
| 73 | 267 | 137 | 130 | 260 | 132 | 128 | 7 | 5 | 2 |
| 74 | 296 | 162 | 134 | 291 | 160 | 131 | 5 | 2 | 3 |
| 70 - 74 | 2,664 | 1,258 | 1,406 | 2,600 | 1,219 | 1,381 | 64 | 39 | 25 |
| 75 | 706 | 324 | 382 | 698 | 318 | 380 | 8 | 6 | 2 |
| 76 | 387 | 207 | 180 | 377 | 200 | 177 | 10 | 7 | 3 |
| 77 | 270 | 167 | 103 | 267 | 165 | 102 | 3 | 2 | 1 |
| 78 | 541 | 283 | 258 | 538 | 280 | 258 | 3 | 3 | 0 |
| 79 | 271 | 150 | 121 | 268 | 150 | 118 | 3 | 0 | 3 |
| 75 - 79 | 2,175 | 1,131 | 1,044 | 2,148 | 1,113 | 1,035 | 27 | 18 | 9 |
| 80+ | 2,849 | 1,444 | 1,405 | 2,808 | 1,424 | 1,384 | 41 | 20 | 21 |

Table 13.3: Monyoni District Council: Total Population by Age in Single Years, Five Year Age Groups, Sex and Rural-Urban

| Age | Total | | | Rural | | | Urban | | |
|----------------|----------------|----------------|----------------|----------------|----------------|----------------|---------------|---------------|---------------|
| | Both Sexes | Male | Female | Both Sexes | Male | Female | Both Sexes | Male | Female |
| Total | 296,763 | 146,030 | 150,733 | 254,273 | 125,538 | 128,735 | 42,490 | 20,492 | 21,998 |
| 0 | 10,492 | 5,284 | 5,208 | 9,134 | 4,589 | 4,545 | 1,358 | 695 | 663 |
| 1 | 9,449 | 4,739 | 4,710 | 8,443 | 4,245 | 4,198 | 1,006 | 494 | 512 |
| 2 | 11,417 | 5,834 | 5,583 | 10,238 | 5,240 | 4,998 | 1,179 | 594 | 585 |
| 3 | 11,311 | 5,631 | 5,680 | 10,166 | 5,092 | 5,074 | 1,145 | 539 | 606 |
| 4 | 11,094 | 5,531 | 5,563 | 10,020 | 4,996 | 5,024 | 1,074 | 535 | 539 |
| 0 - 4 | 53,763 | 27,019 | 26,744 | 48,001 | 24,162 | 23,839 | 5,762 | 2,857 | 2,905 |
| 5 | 10,464 | 5,278 | 5,186 | 9,417 | 4,765 | 4,652 | 1,047 | 513 | 534 |
| 6 | 9,873 | 4,922 | 4,951 | 8,762 | 4,371 | 4,391 | 1,111 | 551 | 560 |
| 7 | 10,211 | 5,187 | 5,024 | 9,042 | 4,625 | 4,417 | 1,169 | 562 | 607 |
| 8 | 8,935 | 4,476 | 4,459 | 7,855 | 3,941 | 3,914 | 1,080 | 535 | 545 |
| 9 | 8,030 | 3,999 | 4,031 | 6,982 | 3,461 | 3,521 | 1,048 | 538 | 510 |
| 5 - 9 | 47,513 | 23,862 | 23,651 | 42,058 | 21,163 | 20,895 | 5,455 | 2,699 | 2,756 |
| 10 | 9,289 | 4,730 | 4,559 | 8,157 | 4,197 | 3,960 | 1,132 | 533 | 599 |
| 11 | 6,326 | 3,088 | 3,238 | 5,413 | 2,631 | 2,782 | 913 | 457 | 456 |
| 12 | 9,707 | 5,025 | 4,682 | 8,401 | 4,355 | 4,046 | 1,306 | 670 | 636 |
| 13 | 6,233 | 3,156 | 3,077 | 5,341 | 2,722 | 2,619 | 892 | 434 | 458 |
| 14 | 6,630 | 3,388 | 3,242 | 5,641 | 2,891 | 2,750 | 989 | 497 | 492 |
| 10 - 14 | 38,185 | 19,387 | 18,798 | 32,953 | 16,796 | 16,157 | 5,232 | 2,591 | 2,641 |
| 15 | 6,114 | 3,335 | 2,779 | 5,078 | 2,794 | 2,284 | 1,036 | 541 | 495 |
| 16 | 5,585 | 2,880 | 2,705 | 4,649 | 2,430 | 2,219 | 936 | 450 | 486 |
| 17 | 5,200 | 2,701 | 2,499 | 4,246 | 2,261 | 1,985 | 954 | 440 | 514 |
| 18 | 6,525 | 3,212 | 3,313 | 5,437 | 2,703 | 2,734 | 1,088 | 509 | 579 |
| 19 | 4,589 | 2,203 | 2,386 | 3,761 | 1,814 | 1,947 | 828 | 389 | 439 |
| 15 - 19 | 28,013 | 14,331 | 13,682 | 23,171 | 12,002 | 11,169 | 4,842 | 2,329 | 2,513 |
| 20 | 7,036 | 3,145 | 3,891 | 5,978 | 2,651 | 3,327 | 1,058 | 494 | 564 |
| 21 | 3,773 | 1,763 | 2,010 | 3,088 | 1,466 | 1,622 | 685 | 297 | 388 |
| 22 | 5,661 | 2,644 | 3,017 | 4,699 | 2,200 | 2,499 | 962 | 444 | 518 |
| 23 | 3,603 | 1,694 | 1,909 | 2,988 | 1,417 | 1,571 | 615 | 277 | 338 |
| 24 | 4,113 | 1,925 | 2,188 | 3,374 | 1,596 | 1,778 | 739 | 329 | 410 |
| 20 - 24 | 24,186 | 11,171 | 13,015 | 20,127 | 9,330 | 10,797 | 4,059 | 1,841 | 2,218 |
| 25 | 5,186 | 2,417 | 2,769 | 4,377 | 2,033 | 2,344 | 809 | 384 | 425 |
| 26 | 4,031 | 1,878 | 2,153 | 3,347 | 1,548 | 1,799 | 684 | 330 | 354 |
| 27 | 3,488 | 1,681 | 1,807 | 2,898 | 1,411 | 1,487 | 590 | 270 | 320 |
| 28 | 4,966 | 2,274 | 2,692 | 4,144 | 1,901 | 2,243 | 822 | 373 | 449 |
| 29 | 3,034 | 1,369 | 1,665 | 2,491 | 1,116 | 1,375 | 543 | 253 | 290 |
| 25 - 29 | 20,705 | 9,619 | 11,086 | 17,257 | 8,009 | 9,248 | 3,448 | 1,610 | 1,838 |
| 30 | 6,167 | 2,725 | 3,442 | 5,185 | 2,272 | 2,913 | 982 | 453 | 529 |
| 31 | 1,966 | 950 | 1,016 | 1,604 | 771 | 833 | 362 | 179 | 183 |
| 32 | 4,100 | 1,924 | 2,176 | 3,384 | 1,574 | 1,810 | 716 | 350 | 366 |
| 33 | 2,385 | 1,163 | 1,222 | 1,900 | 942 | 958 | 485 | 221 | 264 |
| 34 | 2,374 | 1,167 | 1,207 | 1,911 | 939 | 972 | 463 | 228 | 235 |
| 30 - 34 | 16,992 | 7,929 | 9,063 | 13,984 | 6,498 | 7,486 | 3,008 | 1,431 | 1,577 |
| 35 | 4,120 | 1,966 | 2,154 | 3,426 | 1,620 | 1,806 | 694 | 346 | 348 |
| 36 | 2,603 | 1,207 | 1,396 | 2,147 | 997 | 1,150 | 456 | 210 | 246 |
| 37 | 2,370 | 1,135 | 1,235 | 1,952 | 942 | 1,010 | 418 | 193 | 225 |
| 38 | 3,204 | 1,525 | 1,679 | 2,730 | 1,292 | 1,438 | 474 | 233 | 241 |
| 39 | 1,948 | 893 | 1,055 | 1,590 | 729 | 861 | 358 | 164 | 194 |
| 35 - 39 | 14,245 | 6,726 | 7,519 | 11,845 | 5,580 | 6,265 | 2,400 | 1,146 | 1,254 |

Table 13.3: Monyoni District Council: Total Population by Age in Single Years, Five Year Age Groups, Sex and Rural-Urban

| Age | Total | | | Rural | | | Urban | | |
|----------------|---------------|--------------|--------------|---------------|--------------|--------------|--------------|------------|--------------|
| | Both Sexes | Male | Female | Both Sexes | Male | Female | Both Sexes | Male | Female |
| 40 | 4,667 | 2,285 | 2,382 | 4,024 | 1,951 | 2,073 | 643 | 334 | 309 |
| 41 | 1,143 | 534 | 609 | 968 | 459 | 509 | 175 | 75 | 100 |
| 42 | 2,801 | 1,385 | 1,416 | 2,344 | 1,183 | 1,161 | 457 | 202 | 255 |
| 43 | 1,408 | 667 | 741 | 1,130 | 523 | 607 | 278 | 144 | 134 |
| 44 | 1,859 | 953 | 906 | 1,564 | 805 | 759 | 295 | 148 | 147 |
| 40 - 44 | 11,878 | 5,824 | 6,054 | 10,030 | 4,921 | 5,109 | 1,848 | 903 | 945 |
| 45 | 2,784 | 1,450 | 1,334 | 2,345 | 1,223 | 1,122 | 439 | 227 | 212 |
| 46 | 1,545 | 770 | 775 | 1,246 | 625 | 621 | 299 | 145 | 154 |
| 47 | 1,190 | 618 | 572 | 984 | 508 | 476 | 206 | 110 | 96 |
| 48 | 2,095 | 1,026 | 1,069 | 1,760 | 864 | 896 | 335 | 162 | 173 |
| 49 | 2,992 | 627 | 2,365 | 2,327 | 516 | 1,811 | 665 | 111 | 554 |
| 45 - 49 | 10,606 | 4,491 | 6,115 | 8,662 | 3,736 | 4,926 | 1,944 | 755 | 1,189 |
| 50 | 3,062 | 1,529 | 1,533 | 2,689 | 1,333 | 1,356 | 373 | 196 | 177 |
| 51 | 988 | 562 | 426 | 834 | 476 | 358 | 154 | 86 | 68 |
| 52 | 1,670 | 927 | 743 | 1,410 | 780 | 630 | 260 | 147 | 113 |
| 53 | 822 | 473 | 349 | 674 | 388 | 286 | 148 | 85 | 63 |
| 54 | 1,058 | 637 | 421 | 866 | 536 | 330 | 192 | 101 | 91 |
| 50 - 54 | 7,600 | 4,128 | 3,472 | 6,473 | 3,513 | 2,960 | 1,127 | 615 | 512 |
| 55 | 1,407 | 722 | 685 | 1,200 | 606 | 594 | 207 | 116 | 91 |
| 56 | 949 | 495 | 454 | 797 | 419 | 378 | 152 | 76 | 76 |
| 57 | 641 | 325 | 316 | 543 | 275 | 268 | 98 | 50 | 48 |
| 58 | 1,158 | 589 | 569 | 996 | 508 | 488 | 162 | 81 | 81 |
| 59 | 586 | 308 | 278 | 490 | 255 | 235 | 96 | 53 | 43 |
| 55 - 59 | 4,741 | 2,439 | 2,302 | 4,026 | 2,063 | 1,963 | 715 | 376 | 339 |
| 60 | 2,280 | 1,163 | 1,117 | 2,001 | 1,005 | 996 | 279 | 158 | 121 |
| 61 | 423 | 247 | 176 | 358 | 212 | 146 | 65 | 35 | 30 |
| 62 | 923 | 548 | 375 | 759 | 442 | 317 | 164 | 106 | 58 |
| 63 | 608 | 323 | 285 | 505 | 273 | 232 | 103 | 50 | 53 |
| 64 | 595 | 360 | 235 | 495 | 298 | 197 | 100 | 62 | 38 |
| 60 - 64 | 4,829 | 2,641 | 2,188 | 4,118 | 2,230 | 1,888 | 711 | 411 | 300 |
| 65 | 1,181 | 584 | 597 | 1,025 | 503 | 522 | 156 | 81 | 75 |
| 66 | 703 | 375 | 328 | 584 | 314 | 270 | 119 | 61 | 58 |
| 67 | 611 | 355 | 256 | 537 | 310 | 227 | 74 | 45 | 29 |
| 68 | 727 | 351 | 376 | 614 | 297 | 317 | 113 | 54 | 59 |
| 69 | 324 | 144 | 180 | 272 | 123 | 149 | 52 | 21 | 31 |
| 65 - 69 | 3,546 | 1,809 | 1,737 | 3,032 | 1,547 | 1,485 | 514 | 262 | 252 |
| 70 | 1,974 | 892 | 1,082 | 1,755 | 805 | 950 | 219 | 87 | 132 |
| 71 | 233 | 122 | 111 | 193 | 104 | 89 | 40 | 18 | 22 |
| 72 | 622 | 328 | 294 | 540 | 290 | 250 | 82 | 38 | 44 |
| 73 | 315 | 170 | 145 | 258 | 136 | 122 | 57 | 34 | 23 |
| 74 | 275 | 158 | 117 | 232 | 131 | 101 | 43 | 27 | 16 |
| 70 - 74 | 3,419 | 1,670 | 1,749 | 2,978 | 1,466 | 1,512 | 441 | 204 | 237 |
| 75 | 789 | 396 | 393 | 684 | 345 | 339 | 105 | 51 | 54 |
| 76 | 337 | 177 | 160 | 290 | 151 | 139 | 47 | 26 | 21 |
| 77 | 310 | 164 | 146 | 236 | 120 | 116 | 74 | 44 | 30 |
| 78 | 500 | 225 | 275 | 432 | 191 | 241 | 68 | 34 | 34 |
| 79 | 256 | 118 | 138 | 214 | 101 | 113 | 42 | 17 | 25 |
| 75 - 79 | 2,192 | 1,080 | 1,112 | 1,856 | 908 | 948 | 336 | 172 | 164 |
| 80+ | 4,350 | 1,904 | 2,446 | 3,702 | 1,614 | 2,088 | 648 | 290 | 358 |

Table 13.4: Singida Municipal Council: Total Population by Age in Single Years, Five Year Age Groups, Sex and Rural-Urban

| Age | Total | | | Rural | | | Urban | | |
|----------------|----------------|---------------|---------------|---------------|---------------|---------------|---------------|---------------|---------------|
| | Both Sexes | Male | Female | Both Sexes | Male | Female | Both Sexes | Male | Female |
| Total | 150,379 | 73,484 | 76,895 | 65,137 | 32,650 | 32,487 | 85,242 | 40,834 | 44,408 |
| 0 | 4,853 | 2,517 | 2,336 | 2,371 | 1,241 | 1,130 | 2,482 | 1,276 | 1,206 |
| 1 | 4,140 | 2,102 | 2,038 | 2,071 | 1,073 | 998 | 2,069 | 1,029 | 1,040 |
| 2 | 4,485 | 2,259 | 2,226 | 2,288 | 1,144 | 1,144 | 2,197 | 1,115 | 1,082 |
| 3 | 4,473 | 2,266 | 2,207 | 2,381 | 1,223 | 1,158 | 2,092 | 1,043 | 1,049 |
| 4 | 4,500 | 2,274 | 2,226 | 2,453 | 1,258 | 1,195 | 2,047 | 1,016 | 1,031 |
| 0 - 4 | 22,451 | 11,418 | 11,033 | 11,564 | 5,939 | 5,625 | 10,887 | 5,479 | 5,408 |
| 5 | 4,389 | 2,239 | 2,150 | 2,325 | 1,188 | 1,137 | 2,064 | 1,051 | 1,013 |
| 6 | 4,429 | 2,171 | 2,258 | 2,499 | 1,272 | 1,227 | 1,930 | 899 | 1,031 |
| 7 | 4,286 | 2,146 | 2,140 | 2,211 | 1,135 | 1,076 | 2,075 | 1,011 | 1,064 |
| 8 | 3,824 | 1,876 | 1,948 | 2,015 | 1,012 | 1,003 | 1,809 | 864 | 945 |
| 9 | 3,820 | 1,835 | 1,985 | 2,033 | 1,002 | 1,031 | 1,787 | 833 | 954 |
| 5 - 9 | 20,748 | 10,267 | 10,481 | 11,083 | 5,609 | 5,474 | 9,665 | 4,658 | 5,007 |
| 10 | 3,931 | 1,936 | 1,995 | 2,038 | 1,013 | 1,025 | 1,893 | 923 | 970 |
| 11 | 3,183 | 1,592 | 1,591 | 1,620 | 839 | 781 | 1,563 | 753 | 810 |
| 12 | 4,696 | 2,289 | 2,407 | 2,327 | 1,149 | 1,178 | 2,369 | 1,140 | 1,229 |
| 13 | 2,970 | 1,459 | 1,511 | 1,306 | 684 | 622 | 1,664 | 775 | 889 |
| 14 | 3,542 | 1,687 | 1,855 | 1,686 | 892 | 794 | 1,856 | 795 | 1,061 |
| 10 - 14 | 18,322 | 8,963 | 9,359 | 8,977 | 4,577 | 4,400 | 9,345 | 4,386 | 4,959 |
| 15 | 3,389 | 1,703 | 1,686 | 1,403 | 827 | 576 | 1,986 | 876 | 1,110 |
| 16 | 3,468 | 1,738 | 1,730 | 1,308 | 746 | 562 | 2,160 | 992 | 1,168 |
| 17 | 3,340 | 1,701 | 1,639 | 1,150 | 684 | 466 | 2,190 | 1,017 | 1,173 |
| 18 | 3,820 | 1,893 | 1,927 | 1,271 | 725 | 546 | 2,549 | 1,168 | 1,381 |
| 19 | 3,194 | 1,511 | 1,683 | 983 | 512 | 471 | 2,211 | 999 | 1,212 |
| 15 - 19 | 17,211 | 8,546 | 8,665 | 6,115 | 3,494 | 2,621 | 11,096 | 5,052 | 6,044 |
| 20 | 4,255 | 2,014 | 2,241 | 1,251 | 638 | 613 | 3,004 | 1,376 | 1,628 |
| 21 | 2,758 | 1,364 | 1,394 | 818 | 437 | 381 | 1,940 | 927 | 1,013 |
| 22 | 3,711 | 1,802 | 1,909 | 1,092 | 538 | 554 | 2,619 | 1,264 | 1,355 |
| 23 | 2,479 | 1,256 | 1,223 | 702 | 371 | 331 | 1,777 | 885 | 892 |
| 24 | 2,571 | 1,279 | 1,292 | 807 | 416 | 391 | 1,764 | 863 | 901 |
| 20 - 24 | 15,774 | 7,715 | 8,059 | 4,670 | 2,400 | 2,270 | 11,104 | 5,315 | 5,789 |
| 25 | 2,879 | 1,336 | 1,543 | 942 | 437 | 505 | 1,937 | 899 | 1,038 |
| 26 | 2,393 | 1,173 | 1,220 | 741 | 376 | 365 | 1,652 | 797 | 855 |
| 27 | 2,102 | 1,021 | 1,081 | 752 | 377 | 375 | 1,350 | 644 | 706 |
| 28 | 2,615 | 1,253 | 1,362 | 848 | 402 | 446 | 1,767 | 851 | 916 |
| 29 | 1,662 | 788 | 874 | 587 | 296 | 291 | 1,075 | 492 | 583 |
| 25 - 29 | 11,651 | 5,571 | 6,080 | 3,870 | 1,888 | 1,982 | 7,781 | 3,683 | 4,098 |
| 30 | 2,920 | 1,396 | 1,524 | 978 | 431 | 547 | 1,942 | 965 | 977 |
| 31 | 1,213 | 603 | 610 | 424 | 219 | 205 | 789 | 384 | 405 |
| 32 | 2,367 | 1,129 | 1,238 | 835 | 397 | 438 | 1,532 | 732 | 800 |
| 33 | 1,502 | 731 | 771 | 573 | 282 | 291 | 929 | 449 | 480 |
| 34 | 1,477 | 727 | 750 | 573 | 270 | 303 | 904 | 457 | 447 |
| 30 - 34 | 9,479 | 4,586 | 4,893 | 3,383 | 1,599 | 1,784 | 6,096 | 2,987 | 3,109 |
| 35 | 2,083 | 1,021 | 1,062 | 736 | 326 | 410 | 1,347 | 695 | 652 |
| 36 | 1,444 | 667 | 777 | 558 | 250 | 308 | 886 | 417 | 469 |
| 37 | 1,429 | 722 | 707 | 579 | 283 | 296 | 850 | 439 | 411 |
| 38 | 1,783 | 842 | 941 | 715 | 350 | 365 | 1,068 | 492 | 576 |
| 39 | 1,109 | 508 | 601 | 447 | 201 | 246 | 662 | 307 | 355 |
| 35 - 39 | 7,848 | 3,760 | 4,088 | 3,035 | 1,410 | 1,625 | 4,813 | 2,350 | 2,463 |

Table 13.4: Singida Municipal Council: Total Population by Age in Single Years, Five Year Age Groups, Sex and Rural-Urban

| Age | Total | | | Rural | | | Urban | | |
|----------------|--------------|--------------|--------------|--------------|--------------|--------------|--------------|--------------|--------------|
| | Both Sexes | Male | Female | Both Sexes | Male | Female | Both Sexes | Male | Female |
| 40 | 2,150 | 1,034 | 1,116 | 911 | 434 | 477 | 1,239 | 600 | 639 |
| 41 | 624 | 330 | 294 | 255 | 141 | 114 | 369 | 189 | 180 |
| 42 | 1,494 | 747 | 747 | 640 | 311 | 329 | 854 | 436 | 418 |
| 43 | 770 | 360 | 410 | 302 | 138 | 164 | 468 | 222 | 246 |
| 44 | 1,003 | 481 | 522 | 483 | 222 | 261 | 520 | 259 | 261 |
| 40 - 44 | 6,041 | 2,952 | 3,089 | 2,591 | 1,246 | 1,345 | 3,450 | 1,706 | 1,744 |
| 45 | 1,349 | 639 | 710 | 536 | 239 | 297 | 813 | 400 | 413 |
| 46 | 921 | 423 | 498 | 399 | 187 | 212 | 522 | 236 | 286 |
| 47 | 764 | 387 | 377 | 326 | 170 | 156 | 438 | 217 | 221 |
| 48 | 1,207 | 552 | 655 | 510 | 230 | 280 | 697 | 322 | 375 |
| 49 | 1,656 | 338 | 1,318 | 690 | 126 | 564 | 966 | 212 | 754 |
| 45 - 49 | 5,897 | 2,339 | 3,558 | 2,461 | 952 | 1,509 | 3,436 | 1,387 | 2,049 |
| 50 | 1,409 | 664 | 745 | 623 | 309 | 314 | 786 | 355 | 431 |
| 51 | 553 | 292 | 261 | 242 | 127 | 115 | 311 | 165 | 146 |
| 52 | 877 | 452 | 425 | 368 | 167 | 201 | 509 | 285 | 224 |
| 53 | 515 | 276 | 239 | 216 | 110 | 106 | 299 | 166 | 133 |
| 54 | 637 | 342 | 295 | 266 | 137 | 129 | 371 | 205 | 166 |
| 50 - 54 | 3,991 | 2,026 | 1,965 | 1,715 | 850 | 865 | 2,276 | 1,176 | 1,100 |
| 55 | 681 | 330 | 351 | 277 | 123 | 154 | 404 | 207 | 197 |
| 56 | 618 | 339 | 279 | 259 | 133 | 126 | 359 | 206 | 153 |
| 57 | 425 | 205 | 220 | 209 | 95 | 114 | 216 | 110 | 106 |
| 58 | 664 | 359 | 305 | 330 | 173 | 157 | 334 | 186 | 148 |
| 59 | 290 | 166 | 124 | 111 | 60 | 51 | 179 | 106 | 73 |
| 55 - 59 | 2,678 | 1,399 | 1,279 | 1,186 | 584 | 602 | 1,492 | 815 | 677 |
| 60 | 1,002 | 440 | 562 | 500 | 208 | 292 | 502 | 232 | 270 |
| 61 | 216 | 130 | 86 | 96 | 54 | 42 | 120 | 76 | 44 |
| 62 | 492 | 276 | 216 | 243 | 130 | 113 | 249 | 146 | 103 |
| 63 | 397 | 200 | 197 | 194 | 97 | 97 | 203 | 103 | 100 |
| 64 | 344 | 178 | 166 | 159 | 74 | 85 | 185 | 104 | 81 |
| 60 - 64 | 2,451 | 1,224 | 1,227 | 1,192 | 563 | 629 | 1,259 | 661 | 598 |
| 65 | 636 | 280 | 356 | 354 | 138 | 216 | 282 | 142 | 140 |
| 66 | 241 | 130 | 111 | 129 | 62 | 67 | 112 | 68 | 44 |
| 67 | 348 | 174 | 174 | 187 | 88 | 99 | 161 | 86 | 75 |
| 68 | 367 | 166 | 201 | 225 | 95 | 130 | 142 | 71 | 71 |
| 69 | 182 | 99 | 83 | 94 | 56 | 38 | 88 | 43 | 45 |
| 65 - 69 | 1,774 | 849 | 925 | 989 | 439 | 550 | 785 | 410 | 375 |
| 70 | 796 | 328 | 468 | 461 | 191 | 270 | 335 | 137 | 198 |
| 71 | 113 | 61 | 52 | 57 | 28 | 29 | 56 | 33 | 23 |
| 72 | 293 | 147 | 146 | 161 | 87 | 74 | 132 | 60 | 72 |
| 73 | 170 | 94 | 76 | 90 | 47 | 43 | 80 | 47 | 33 |
| 74 | 134 | 79 | 55 | 74 | 50 | 24 | 60 | 29 | 31 |
| 70 - 74 | 1,506 | 709 | 797 | 843 | 403 | 440 | 663 | 306 | 357 |
| 75 | 390 | 151 | 239 | 228 | 84 | 144 | 162 | 67 | 95 |
| 76 | 185 | 99 | 86 | 108 | 62 | 46 | 77 | 37 | 40 |
| 77 | 140 | 81 | 59 | 74 | 46 | 28 | 66 | 35 | 31 |
| 78 | 240 | 122 | 118 | 140 | 74 | 66 | 100 | 48 | 52 |
| 79 | 111 | 69 | 42 | 62 | 38 | 24 | 49 | 31 | 18 |
| 75 - 79 | 1,066 | 522 | 544 | 612 | 304 | 308 | 454 | 218 | 236 |
| 80+ | 1,491 | 638 | 853 | 851 | 393 | 458 | 640 | 245 | 395 |

Table 13.5: Ikungi District Council: Total Population by Age in Single Years, Five Year Age Groups, Sex and Rural-Urban

| Age | Total | | | Rural | | | Urban | | |
|----------------|----------------|----------------|----------------|----------------|----------------|----------------|---------------|--------------|--------------|
| | Both Sexes | Male | Female | Both Sexes | Male | Female | Both Sexes | Male | Female |
| Total | 272,959 | 136,178 | 136,781 | 261,936 | 131,144 | 130,792 | 11,023 | 5,034 | 5,989 |
| 0 | 9,521 | 4,753 | 4,768 | 9,199 | 4,597 | 4,602 | 322 | 156 | 166 |
| 1 | 9,132 | 4,635 | 4,497 | 8,814 | 4,492 | 4,322 | 318 | 143 | 175 |
| 2 | 10,859 | 5,439 | 5,420 | 10,526 | 5,284 | 5,242 | 333 | 155 | 178 |
| 3 | 10,621 | 5,311 | 5,310 | 10,322 | 5,171 | 5,151 | 299 | 140 | 159 |
| 4 | 10,605 | 5,259 | 5,346 | 10,286 | 5,101 | 5,185 | 319 | 158 | 161 |
| 0 - 4 | 50,738 | 25,397 | 25,341 | 49,147 | 24,645 | 24,502 | 1,591 | 752 | 839 |
| 5 | 10,163 | 5,261 | 4,902 | 9,826 | 5,110 | 4,716 | 337 | 151 | 186 |
| 6 | 10,864 | 5,464 | 5,400 | 10,533 | 5,308 | 5,225 | 331 | 156 | 175 |
| 7 | 9,395 | 4,728 | 4,667 | 9,096 | 4,574 | 4,522 | 299 | 154 | 145 |
| 8 | 8,547 | 4,201 | 4,346 | 8,235 | 4,059 | 4,176 | 312 | 142 | 170 |
| 9 | 7,891 | 3,998 | 3,893 | 7,638 | 3,878 | 3,760 | 253 | 120 | 133 |
| 5 - 9 | 46,860 | 23,652 | 23,208 | 45,328 | 22,929 | 22,399 | 1,532 | 723 | 809 |
| 10 | 8,449 | 4,275 | 4,174 | 8,180 | 4,147 | 4,033 | 269 | 128 | 141 |
| 11 | 5,946 | 3,064 | 2,882 | 5,723 | 2,957 | 2,766 | 223 | 107 | 116 |
| 12 | 9,188 | 4,737 | 4,451 | 8,846 | 4,582 | 4,264 | 342 | 155 | 187 |
| 13 | 5,625 | 2,917 | 2,708 | 5,391 | 2,801 | 2,590 | 234 | 116 | 118 |
| 14 | 6,630 | 3,504 | 3,126 | 6,387 | 3,397 | 2,990 | 243 | 107 | 136 |
| 10 - 14 | 35,838 | 18,497 | 17,341 | 34,527 | 17,884 | 16,643 | 1,311 | 613 | 698 |
| 15 | 5,686 | 3,110 | 2,576 | 5,436 | 2,999 | 2,437 | 250 | 111 | 139 |
| 16 | 5,044 | 2,861 | 2,183 | 4,798 | 2,754 | 2,044 | 246 | 107 | 139 |
| 17 | 4,608 | 2,694 | 1,914 | 4,342 | 2,572 | 1,770 | 266 | 122 | 144 |
| 18 | 5,311 | 2,864 | 2,447 | 4,999 | 2,726 | 2,273 | 312 | 138 | 174 |
| 19 | 3,738 | 1,980 | 1,758 | 3,495 | 1,851 | 1,644 | 243 | 129 | 114 |
| 15 - 19 | 24,387 | 13,509 | 10,878 | 23,070 | 12,902 | 10,168 | 1,317 | 607 | 710 |
| 20 | 5,689 | 2,782 | 2,907 | 5,431 | 2,663 | 2,768 | 258 | 119 | 139 |
| 21 | 3,120 | 1,592 | 1,528 | 2,956 | 1,503 | 1,453 | 164 | 89 | 75 |
| 22 | 4,483 | 2,163 | 2,320 | 4,276 | 2,057 | 2,219 | 207 | 106 | 101 |
| 23 | 2,989 | 1,452 | 1,537 | 2,856 | 1,397 | 1,459 | 133 | 55 | 78 |
| 24 | 3,319 | 1,572 | 1,747 | 3,169 | 1,504 | 1,665 | 150 | 68 | 82 |
| 20 - 24 | 19,600 | 9,561 | 10,039 | 18,688 | 9,124 | 9,564 | 912 | 437 | 475 |
| 25 | 4,055 | 1,906 | 2,149 | 3,897 | 1,831 | 2,066 | 158 | 75 | 83 |
| 26 | 3,406 | 1,560 | 1,846 | 3,235 | 1,499 | 1,736 | 171 | 61 | 110 |
| 27 | 2,899 | 1,364 | 1,535 | 2,749 | 1,312 | 1,437 | 150 | 52 | 98 |
| 28 | 3,973 | 1,783 | 2,190 | 3,785 | 1,697 | 2,088 | 188 | 86 | 102 |
| 29 | 2,282 | 1,016 | 1,266 | 2,163 | 964 | 1,199 | 119 | 52 | 67 |
| 25 - 29 | 16,615 | 7,629 | 8,986 | 15,829 | 7,303 | 8,526 | 786 | 326 | 460 |
| 30 | 4,873 | 2,170 | 2,703 | 4,653 | 2,065 | 2,588 | 220 | 105 | 115 |
| 31 | 1,794 | 859 | 935 | 1,698 | 802 | 896 | 96 | 57 | 39 |
| 32 | 3,557 | 1,670 | 1,887 | 3,385 | 1,582 | 1,803 | 172 | 88 | 84 |
| 33 | 2,307 | 1,146 | 1,161 | 2,194 | 1,087 | 1,107 | 113 | 59 | 54 |
| 34 | 2,312 | 1,115 | 1,197 | 2,187 | 1,062 | 1,125 | 125 | 53 | 72 |
| 30 - 34 | 14,843 | 6,960 | 7,883 | 14,117 | 6,598 | 7,519 | 726 | 362 | 364 |
| 35 | 3,171 | 1,539 | 1,632 | 3,018 | 1,473 | 1,545 | 153 | 66 | 87 |
| 36 | 2,483 | 1,202 | 1,281 | 2,348 | 1,140 | 1,208 | 135 | 62 | 73 |
| 37 | 2,227 | 1,054 | 1,173 | 2,104 | 1,000 | 1,104 | 123 | 54 | 69 |
| 38 | 3,272 | 1,589 | 1,683 | 3,147 | 1,522 | 1,625 | 125 | 67 | 58 |
| 39 | 1,835 | 861 | 974 | 1,730 | 806 | 924 | 105 | 55 | 50 |
| 35 - 39 | 12,988 | 6,245 | 6,743 | 12,347 | 5,941 | 6,406 | 641 | 304 | 337 |

Table 13.5: Ikungi District Council: Total Population by Age in Single Years, Five Year Age Groups, Sex and Rural-Urban

| Age | Total | | | Rural | | | Urban | | |
|----------------|---------------|--------------|--------------|---------------|--------------|--------------|------------|------------|------------|
| | Both Sexes | Male | Female | Both Sexes | Male | Female | Both Sexes | Male | Female |
| 40 | 4,070 | 2,008 | 2,062 | 3,905 | 1,940 | 1,965 | 165 | 68 | 97 |
| 41 | 1,167 | 590 | 577 | 1,107 | 558 | 549 | 60 | 32 | 28 |
| 42 | 2,789 | 1,344 | 1,445 | 2,676 | 1,297 | 1,379 | 113 | 47 | 66 |
| 43 | 1,488 | 683 | 805 | 1,433 | 656 | 777 | 55 | 27 | 28 |
| 44 | 1,938 | 943 | 995 | 1,861 | 916 | 945 | 77 | 27 | 50 |
| 40 - 44 | 11,452 | 5,568 | 5,884 | 10,982 | 5,367 | 5,615 | 470 | 201 | 269 |
| 45 | 2,477 | 1,199 | 1,278 | 2,370 | 1,145 | 1,225 | 107 | 54 | 53 |
| 46 | 1,704 | 853 | 851 | 1,634 | 818 | 816 | 70 | 35 | 35 |
| 47 | 1,281 | 613 | 668 | 1,212 | 578 | 634 | 69 | 35 | 34 |
| 48 | 2,223 | 1,079 | 1,144 | 2,119 | 1,036 | 1,083 | 104 | 43 | 61 |
| 49 | 3,178 | 624 | 2,554 | 2,908 | 597 | 2,311 | 270 | 27 | 243 |
| 45 - 49 | 10,863 | 4,368 | 6,495 | 10,243 | 4,174 | 6,069 | 620 | 194 | 426 |
| 50 | 2,666 | 1,321 | 1,345 | 2,580 | 1,280 | 1,300 | 86 | 41 | 45 |
| 51 | 1,027 | 572 | 455 | 985 | 553 | 432 | 42 | 19 | 23 |
| 52 | 1,539 | 849 | 690 | 1,471 | 811 | 660 | 68 | 38 | 30 |
| 53 | 897 | 470 | 427 | 853 | 452 | 401 | 44 | 18 | 26 |
| 54 | 1,239 | 692 | 547 | 1,186 | 667 | 519 | 53 | 25 | 28 |
| 50 - 54 | 7,368 | 3,904 | 3,464 | 7,075 | 3,763 | 3,312 | 293 | 141 | 152 |
| 55 | 1,318 | 682 | 636 | 1,267 | 658 | 609 | 51 | 24 | 27 |
| 56 | 1,057 | 553 | 504 | 1,010 | 534 | 476 | 47 | 19 | 28 |
| 57 | 744 | 399 | 345 | 715 | 386 | 329 | 29 | 13 | 16 |
| 58 | 1,311 | 711 | 600 | 1,275 | 691 | 584 | 36 | 20 | 16 |
| 59 | 571 | 301 | 270 | 535 | 283 | 252 | 36 | 18 | 18 |
| 55 - 59 | 5,001 | 2,646 | 2,355 | 4,802 | 2,552 | 2,250 | 199 | 94 | 105 |
| 60 | 1,943 | 893 | 1,050 | 1,877 | 861 | 1,016 | 66 | 32 | 34 |
| 61 | 388 | 230 | 158 | 373 | 221 | 152 | 15 | 9 | 6 |
| 62 | 907 | 468 | 439 | 856 | 440 | 416 | 51 | 28 | 23 |
| 63 | 645 | 344 | 301 | 613 | 325 | 288 | 32 | 19 | 13 |
| 64 | 611 | 349 | 262 | 585 | 337 | 248 | 26 | 12 | 14 |
| 60 - 64 | 4,494 | 2,284 | 2,210 | 4,304 | 2,184 | 2,120 | 190 | 100 | 90 |
| 65 | 1,260 | 590 | 670 | 1,220 | 578 | 642 | 40 | 12 | 28 |
| 66 | 481 | 283 | 198 | 464 | 272 | 192 | 17 | 11 | 6 |
| 67 | 584 | 327 | 257 | 558 | 311 | 247 | 26 | 16 | 10 |
| 68 | 789 | 348 | 441 | 754 | 336 | 418 | 35 | 12 | 23 |
| 69 | 348 | 189 | 159 | 338 | 185 | 153 | 10 | 4 | 6 |
| 65 - 69 | 3,462 | 1,737 | 1,725 | 3,334 | 1,682 | 1,652 | 128 | 55 | 73 |
| 70 | 1,665 | 717 | 948 | 1,619 | 704 | 915 | 46 | 13 | 33 |
| 71 | 224 | 138 | 86 | 215 | 132 | 83 | 9 | 6 | 3 |
| 72 | 615 | 289 | 326 | 587 | 279 | 308 | 28 | 10 | 18 |
| 73 | 318 | 171 | 147 | 308 | 167 | 141 | 10 | 4 | 6 |
| 74 | 365 | 199 | 166 | 356 | 196 | 160 | 9 | 3 | 6 |
| 70 - 74 | 3,187 | 1,514 | 1,673 | 3,085 | 1,478 | 1,607 | 102 | 36 | 66 |
| 75 | 774 | 367 | 407 | 743 | 355 | 388 | 31 | 12 | 19 |
| 76 | 409 | 229 | 180 | 402 | 225 | 177 | 7 | 4 | 3 |
| 77 | 224 | 146 | 78 | 218 | 141 | 77 | 6 | 5 | 1 |
| 78 | 555 | 273 | 282 | 538 | 267 | 271 | 17 | 6 | 11 |
| 79 | 268 | 168 | 100 | 253 | 157 | 96 | 15 | 11 | 4 |
| 75 - 79 | 2,230 | 1,183 | 1,047 | 2,154 | 1,145 | 1,009 | 76 | 38 | 38 |
| 80+ | 3,033 | 1,524 | 1,509 | 2,904 | 1,473 | 1,431 | 129 | 51 | 78 |

Table 13.6: Mkalama District Council: Total Population by Age in Single Years, Five Year Age Groups, Sex and Rural-Urban

| Age | Total | | | Rural | | | Urban | | |
|----------------|----------------|---------------|---------------|----------------|---------------|---------------|---------------|--------------|--------------|
| | Both Sexes | Male | Female | Both Sexes | Male | Female | Both Sexes | Male | Female |
| Total | 188,733 | 93,534 | 95,199 | 178,059 | 88,402 | 89,657 | 10,674 | 5,132 | 5,542 |
| 0 | 6,497 | 3,299 | 3,198 | 6,200 | 3,155 | 3,045 | 297 | 144 | 153 |
| 1 | 5,729 | 2,904 | 2,825 | 5,472 | 2,773 | 2,699 | 257 | 131 | 126 |
| 2 | 6,555 | 3,287 | 3,268 | 6,265 | 3,145 | 3,120 | 290 | 142 | 148 |
| 3 | 6,532 | 3,275 | 3,257 | 6,274 | 3,155 | 3,119 | 258 | 120 | 138 |
| 4 | 6,651 | 3,389 | 3,262 | 6,330 | 3,234 | 3,096 | 321 | 155 | 166 |
| 0 - 4 | 31,964 | 16,154 | 15,810 | 30,541 | 15,462 | 15,079 | 1,423 | 692 | 731 |
| 5 | 6,723 | 3,489 | 3,234 | 6,411 | 3,337 | 3,074 | 312 | 152 | 160 |
| 6 | 6,662 | 3,380 | 3,282 | 6,322 | 3,200 | 3,122 | 340 | 180 | 160 |
| 7 | 6,357 | 3,336 | 3,021 | 6,043 | 3,176 | 2,867 | 314 | 160 | 154 |
| 8 | 5,601 | 2,873 | 2,728 | 5,300 | 2,720 | 2,580 | 301 | 153 | 148 |
| 9 | 5,490 | 2,808 | 2,682 | 5,223 | 2,676 | 2,547 | 267 | 132 | 135 |
| 5 - 9 | 30,833 | 15,886 | 14,947 | 29,299 | 15,109 | 14,190 | 1,534 | 777 | 757 |
| 10 | 6,252 | 3,186 | 3,066 | 5,938 | 3,022 | 2,916 | 314 | 164 | 150 |
| 11 | 4,464 | 2,218 | 2,246 | 4,242 | 2,108 | 2,134 | 222 | 110 | 112 |
| 12 | 6,790 | 3,498 | 3,292 | 6,394 | 3,295 | 3,099 | 396 | 203 | 193 |
| 13 | 4,723 | 2,430 | 2,293 | 4,439 | 2,281 | 2,158 | 284 | 149 | 135 |
| 14 | 4,962 | 2,568 | 2,394 | 4,676 | 2,426 | 2,250 | 286 | 142 | 144 |
| 10 - 14 | 27,191 | 13,900 | 13,291 | 25,689 | 13,132 | 12,557 | 1,502 | 768 | 734 |
| 15 | 4,114 | 2,359 | 1,755 | 3,885 | 2,224 | 1,661 | 229 | 135 | 94 |
| 16 | 3,675 | 2,135 | 1,540 | 3,451 | 2,006 | 1,445 | 224 | 129 | 95 |
| 17 | 3,101 | 1,772 | 1,329 | 2,920 | 1,676 | 1,244 | 181 | 96 | 85 |
| 18 | 3,783 | 2,023 | 1,760 | 3,573 | 1,913 | 1,660 | 210 | 110 | 100 |
| 19 | 2,600 | 1,321 | 1,279 | 2,448 | 1,241 | 1,207 | 152 | 80 | 72 |
| 15 - 19 | 17,273 | 9,610 | 7,663 | 16,277 | 9,060 | 7,217 | 996 | 550 | 446 |
| 20 | 3,986 | 1,915 | 2,071 | 3,762 | 1,803 | 1,959 | 224 | 112 | 112 |
| 21 | 2,232 | 1,080 | 1,152 | 2,089 | 1,010 | 1,079 | 143 | 70 | 73 |
| 22 | 3,123 | 1,409 | 1,714 | 2,934 | 1,323 | 1,611 | 189 | 86 | 103 |
| 23 | 2,056 | 915 | 1,141 | 1,939 | 869 | 1,070 | 117 | 46 | 71 |
| 24 | 2,413 | 1,099 | 1,314 | 2,265 | 1,035 | 1,230 | 148 | 64 | 84 |
| 20 - 24 | 13,810 | 6,418 | 7,392 | 12,989 | 6,040 | 6,949 | 821 | 378 | 443 |
| 25 | 2,973 | 1,369 | 1,604 | 2,792 | 1,291 | 1,501 | 181 | 78 | 103 |
| 26 | 2,225 | 1,034 | 1,191 | 2,101 | 980 | 1,121 | 124 | 54 | 70 |
| 27 | 1,995 | 905 | 1,090 | 1,865 | 856 | 1,009 | 130 | 49 | 81 |
| 28 | 2,756 | 1,198 | 1,558 | 2,615 | 1,141 | 1,474 | 141 | 57 | 84 |
| 29 | 1,643 | 733 | 910 | 1,542 | 698 | 844 | 101 | 35 | 66 |
| 25 - 29 | 11,592 | 5,239 | 6,353 | 10,915 | 4,966 | 5,949 | 677 | 273 | 404 |
| 30 | 3,622 | 1,669 | 1,953 | 3,408 | 1,576 | 1,832 | 214 | 93 | 121 |
| 31 | 1,135 | 517 | 618 | 1,040 | 475 | 565 | 95 | 42 | 53 |
| 32 | 2,427 | 1,124 | 1,303 | 2,272 | 1,052 | 1,220 | 155 | 72 | 83 |
| 33 | 1,469 | 697 | 772 | 1,372 | 651 | 721 | 97 | 46 | 51 |
| 34 | 1,489 | 694 | 795 | 1,386 | 640 | 746 | 103 | 54 | 49 |
| 30 - 34 | 10,142 | 4,701 | 5,441 | 9,478 | 4,394 | 5,084 | 664 | 307 | 357 |
| 35 | 2,572 | 1,283 | 1,289 | 2,393 | 1,187 | 1,206 | 179 | 96 | 83 |
| 36 | 1,682 | 741 | 941 | 1,589 | 701 | 888 | 93 | 40 | 53 |
| 37 | 1,527 | 747 | 780 | 1,422 | 702 | 720 | 105 | 45 | 60 |
| 38 | 2,131 | 926 | 1,205 | 2,002 | 876 | 1,126 | 129 | 50 | 79 |
| 39 | 1,272 | 563 | 709 | 1,204 | 528 | 676 | 68 | 35 | 33 |
| 35 - 39 | 9,184 | 4,260 | 4,924 | 8,610 | 3,994 | 4,616 | 574 | 266 | 308 |

Table 13.6: Mkalama District Council: Total Population by Age in Single Years, Five Year Age Groups, Sex and Rural-Urban

| Age | Total | | | Rural | | | Urban | | |
|----------------|--------------|--------------|--------------|--------------|--------------|--------------|------------|------------|------------|
| | Both Sexes | Male | Female | Both Sexes | Male | Female | Both Sexes | Male | Female |
| 40 | 2,766 | 1,312 | 1,454 | 2,583 | 1,226 | 1,357 | 183 | 86 | 97 |
| 41 | 756 | 364 | 392 | 713 | 345 | 368 | 43 | 19 | 24 |
| 42 | 1,874 | 933 | 941 | 1,765 | 876 | 889 | 109 | 57 | 52 |
| 43 | 947 | 458 | 489 | 885 | 425 | 460 | 62 | 33 | 29 |
| 44 | 1,266 | 603 | 663 | 1,178 | 567 | 611 | 88 | 36 | 52 |
| 40 - 44 | 7,609 | 3,670 | 3,939 | 7,124 | 3,439 | 3,685 | 485 | 231 | 254 |
| 45 | 1,794 | 849 | 945 | 1,691 | 791 | 900 | 103 | 58 | 45 |
| 46 | 1,078 | 569 | 509 | 1,006 | 530 | 476 | 72 | 39 | 33 |
| 47 | 813 | 418 | 395 | 762 | 398 | 364 | 51 | 20 | 31 |
| 48 | 1,556 | 752 | 804 | 1,460 | 708 | 752 | 96 | 44 | 52 |
| 49 | 2,207 | 449 | 1,758 | 1,891 | 428 | 1,463 | 316 | 21 | 295 |
| 45 - 49 | 7,448 | 3,037 | 4,411 | 6,810 | 2,855 | 3,955 | 638 | 182 | 456 |
| 50 | 1,891 | 890 | 1,001 | 1,793 | 838 | 955 | 98 | 52 | 46 |
| 51 | 674 | 369 | 305 | 637 | 352 | 285 | 37 | 17 | 20 |
| 52 | 1,016 | 554 | 462 | 939 | 513 | 426 | 77 | 41 | 36 |
| 53 | 522 | 269 | 253 | 494 | 255 | 239 | 28 | 14 | 14 |
| 54 | 747 | 404 | 343 | 696 | 379 | 317 | 51 | 25 | 26 |
| 50 - 54 | 4,850 | 2,486 | 2,364 | 4,559 | 2,337 | 2,222 | 291 | 149 | 142 |
| 55 | 908 | 437 | 471 | 856 | 407 | 449 | 52 | 30 | 22 |
| 56 | 690 | 340 | 350 | 644 | 316 | 328 | 46 | 24 | 22 |
| 57 | 443 | 247 | 196 | 413 | 225 | 188 | 30 | 22 | 8 |
| 58 | 830 | 414 | 416 | 775 | 387 | 388 | 55 | 27 | 28 |
| 59 | 402 | 203 | 199 | 380 | 189 | 191 | 22 | 14 | 8 |
| 55 - 59 | 3,273 | 1,641 | 1,632 | 3,068 | 1,524 | 1,544 | 205 | 117 | 88 |
| 60 | 1,532 | 650 | 882 | 1,454 | 615 | 839 | 78 | 35 | 43 |
| 61 | 339 | 169 | 170 | 317 | 159 | 158 | 22 | 10 | 12 |
| 62 | 654 | 345 | 309 | 612 | 322 | 290 | 42 | 23 | 19 |
| 63 | 515 | 281 | 234 | 473 | 259 | 214 | 42 | 22 | 20 |
| 64 | 482 | 259 | 223 | 441 | 231 | 210 | 41 | 28 | 13 |
| 60 - 64 | 3,522 | 1,704 | 1,818 | 3,297 | 1,586 | 1,711 | 225 | 118 | 107 |
| 65 | 959 | 409 | 550 | 911 | 384 | 527 | 48 | 25 | 23 |
| 66 | 287 | 151 | 136 | 263 | 135 | 128 | 24 | 16 | 8 |
| 67 | 405 | 222 | 183 | 380 | 206 | 174 | 25 | 16 | 9 |
| 68 | 624 | 264 | 360 | 590 | 249 | 341 | 34 | 15 | 19 |
| 69 | 246 | 134 | 112 | 222 | 120 | 102 | 24 | 14 | 10 |
| 65 - 69 | 2,521 | 1,180 | 1,341 | 2,366 | 1,094 | 1,272 | 155 | 86 | 69 |
| 70 | 1,412 | 645 | 767 | 1,326 | 609 | 717 | 86 | 36 | 50 |
| 71 | 206 | 118 | 88 | 198 | 111 | 87 | 8 | 7 | 1 |
| 72 | 457 | 223 | 234 | 433 | 210 | 223 | 24 | 13 | 11 |
| 73 | 239 | 134 | 105 | 220 | 120 | 100 | 19 | 14 | 5 |
| 74 | 213 | 115 | 98 | 197 | 106 | 91 | 16 | 9 | 7 |
| 70 - 74 | 2,527 | 1,235 | 1,292 | 2,374 | 1,156 | 1,218 | 153 | 79 | 74 |
| 75 | 657 | 306 | 351 | 625 | 289 | 336 | 32 | 17 | 15 |
| 76 | 278 | 150 | 128 | 257 | 139 | 118 | 21 | 11 | 10 |
| 77 | 201 | 126 | 75 | 186 | 114 | 72 | 15 | 12 | 3 |
| 78 | 431 | 212 | 219 | 394 | 196 | 198 | 37 | 16 | 21 |
| 79 | 234 | 127 | 107 | 214 | 118 | 96 | 20 | 9 | 11 |
| 75 - 79 | 1,801 | 921 | 880 | 1,676 | 856 | 820 | 125 | 65 | 60 |
| 80+ | 3,193 | 1,492 | 1,701 | 2,987 | 1,398 | 1,589 | 206 | 94 | 112 |

Table 14.0: Tabora Region: Total Population by Age in Single Years, Five Year Age Groups, Sex and Rural-Urban

| Age | Total | | | Rural | | | Urban | | |
|----------------|------------------|------------------|------------------|------------------|----------------|------------------|----------------|----------------|----------------|
| | Both Sexes | Male | Female | Both Sexes | Male | Female | Both Sexes | Male | Female |
| Total | 2,291,623 | 1,129,730 | 1,161,893 | 2,004,114 | 991,255 | 1,012,859 | 287,509 | 138,475 | 149,034 |
| 0 | 81,844 | 40,886 | 40,958 | 73,111 | 36,591 | 36,520 | 8,733 | 4,295 | 4,438 |
| 1 | 79,718 | 40,196 | 39,522 | 72,828 | 36,725 | 36,103 | 6,890 | 3,471 | 3,419 |
| 2 | 89,279 | 44,498 | 44,781 | 81,707 | 40,724 | 40,983 | 7,572 | 3,774 | 3,798 |
| 3 | 89,423 | 45,032 | 44,391 | 81,874 | 41,233 | 40,641 | 7,549 | 3,799 | 3,750 |
| 4 | 86,049 | 43,176 | 42,873 | 78,769 | 39,529 | 39,240 | 7,280 | 3,647 | 3,633 |
| 0 - 4 | 426,313 | 213,788 | 212,525 | 388,289 | 194,802 | 193,487 | 38,024 | 18,986 | 19,038 |
| 5 | 83,077 | 42,407 | 40,670 | 75,814 | 38,796 | 37,018 | 7,263 | 3,611 | 3,652 |
| 6 | 80,850 | 40,661 | 40,189 | 73,687 | 37,103 | 36,584 | 7,163 | 3,558 | 3,605 |
| 7 | 79,609 | 40,755 | 38,854 | 72,016 | 36,905 | 35,111 | 7,593 | 3,850 | 3,743 |
| 8 | 71,838 | 35,769 | 36,069 | 65,108 | 32,550 | 32,558 | 6,730 | 3,219 | 3,511 |
| 9 | 60,228 | 30,018 | 30,210 | 53,977 | 27,071 | 26,906 | 6,251 | 2,947 | 3,304 |
| 5 - 9 | 375,602 | 189,610 | 185,992 | 340,602 | 172,425 | 168,177 | 35,000 | 17,185 | 17,815 |
| 10 | 74,168 | 37,647 | 36,521 | 66,844 | 34,072 | 32,772 | 7,324 | 3,575 | 3,749 |
| 11 | 47,771 | 23,849 | 23,922 | 42,267 | 21,207 | 21,060 | 5,504 | 2,642 | 2,862 |
| 12 | 76,594 | 39,132 | 37,462 | 67,762 | 34,838 | 32,924 | 8,832 | 4,294 | 4,538 |
| 13 | 52,432 | 26,474 | 25,958 | 45,975 | 23,394 | 22,581 | 6,457 | 3,080 | 3,377 |
| 14 | 55,165 | 27,497 | 27,668 | 48,448 | 24,367 | 24,081 | 6,717 | 3,130 | 3,587 |
| 10 - 14 | 306,130 | 154,599 | 151,531 | 271,296 | 137,878 | 133,418 | 34,834 | 16,721 | 18,113 |
| 15 | 50,791 | 25,970 | 24,821 | 44,102 | 23,011 | 21,091 | 6,689 | 2,959 | 3,730 |
| 16 | 48,078 | 23,765 | 24,313 | 41,093 | 20,661 | 20,432 | 6,985 | 3,104 | 3,881 |
| 17 | 43,741 | 22,175 | 21,566 | 36,928 | 18,997 | 17,931 | 6,813 | 3,178 | 3,635 |
| 18 | 56,999 | 27,356 | 29,643 | 48,830 | 23,645 | 25,185 | 8,169 | 3,711 | 4,458 |
| 19 | 38,669 | 17,774 | 20,895 | 32,095 | 14,746 | 17,349 | 6,574 | 3,028 | 3,546 |
| 15 - 19 | 238,278 | 117,040 | 121,238 | 203,048 | 101,060 | 101,988 | 35,230 | 15,980 | 19,250 |
| 20 | 64,980 | 28,564 | 36,416 | 55,899 | 24,639 | 31,260 | 9,081 | 3,925 | 5,156 |
| 21 | 29,779 | 14,260 | 15,519 | 24,605 | 11,863 | 12,742 | 5,174 | 2,397 | 2,777 |
| 22 | 45,271 | 21,079 | 24,192 | 37,737 | 17,721 | 20,016 | 7,534 | 3,358 | 4,176 |
| 23 | 28,605 | 13,231 | 15,374 | 23,333 | 10,868 | 12,465 | 5,272 | 2,363 | 2,909 |
| 24 | 31,854 | 14,600 | 17,254 | 26,285 | 12,070 | 14,215 | 5,569 | 2,530 | 3,039 |
| 20 - 24 | 200,489 | 91,734 | 108,755 | 167,859 | 77,161 | 90,698 | 32,630 | 14,573 | 18,057 |
| 25 | 44,284 | 20,289 | 23,995 | 37,605 | 17,145 | 20,460 | 6,679 | 3,144 | 3,535 |
| 26 | 28,571 | 13,140 | 15,431 | 23,624 | 10,866 | 12,758 | 4,947 | 2,274 | 2,673 |
| 27 | 26,276 | 12,291 | 13,985 | 21,801 | 10,218 | 11,583 | 4,475 | 2,073 | 2,402 |
| 28 | 41,713 | 18,795 | 22,918 | 35,169 | 15,670 | 19,499 | 6,544 | 3,125 | 3,419 |
| 29 | 22,293 | 9,790 | 12,503 | 18,418 | 8,033 | 10,385 | 3,875 | 1,757 | 2,118 |
| 25 - 29 | 163,137 | 74,305 | 88,832 | 136,617 | 61,932 | 74,685 | 26,520 | 12,373 | 14,147 |
| 30 | 54,693 | 25,086 | 29,607 | 47,220 | 21,486 | 25,734 | 7,473 | 3,600 | 3,873 |
| 31 | 13,879 | 6,802 | 7,077 | 11,416 | 5,636 | 5,780 | 2,463 | 1,166 | 1,297 |
| 32 | 30,606 | 15,058 | 15,548 | 25,286 | 12,388 | 12,898 | 5,320 | 2,670 | 2,650 |
| 33 | 15,791 | 7,782 | 8,009 | 12,749 | 6,299 | 6,450 | 3,042 | 1,483 | 1,559 |
| 34 | 16,389 | 8,144 | 8,245 | 13,473 | 6,729 | 6,744 | 2,916 | 1,415 | 1,501 |
| 30 - 34 | 131,358 | 62,872 | 68,486 | 110,144 | 52,538 | 57,606 | 21,214 | 10,334 | 10,880 |
| 35 | 32,193 | 16,087 | 16,106 | 27,269 | 13,536 | 13,733 | 4,924 | 2,551 | 2,373 |
| 36 | 18,017 | 8,757 | 9,260 | 15,003 | 7,284 | 7,719 | 3,014 | 1,473 | 1,541 |
| 37 | 16,130 | 7,952 | 8,178 | 13,364 | 6,537 | 6,827 | 2,766 | 1,415 | 1,351 |
| 38 | 27,098 | 12,951 | 14,147 | 23,348 | 11,107 | 12,241 | 3,750 | 1,844 | 1,906 |
| 39 | 13,302 | 6,382 | 6,920 | 11,075 | 5,309 | 5,766 | 2,227 | 1,073 | 1,154 |
| 35 - 39 | 106,740 | 52,129 | 54,611 | 90,059 | 43,773 | 46,286 | 16,681 | 8,356 | 8,325 |

Table 14.0: Tabora Region: Total Population by Age in Single Years, Five Year Age Groups, Sex and Rural-Urban

| Age | Total | | | Rural | | | Urban | | |
|----------------|---------------|---------------|---------------|---------------|---------------|---------------|---------------|--------------|--------------|
| | Both Sexes | Male | Female | Both Sexes | Male | Female | Both Sexes | Male | Female |
| 40 | 37,132 | 17,963 | 19,169 | 32,253 | 15,377 | 16,876 | 4,879 | 2,586 | 2,293 |
| 41 | 7,702 | 4,024 | 3,678 | 6,426 | 3,353 | 3,073 | 1,276 | 671 | 605 |
| 42 | 18,451 | 9,698 | 8,753 | 15,468 | 8,125 | 7,343 | 2,983 | 1,573 | 1,410 |
| 43 | 8,891 | 4,497 | 4,394 | 7,242 | 3,648 | 3,594 | 1,649 | 849 | 800 |
| 44 | 9,455 | 5,077 | 4,378 | 7,869 | 4,233 | 3,636 | 1,586 | 844 | 742 |
| 40 - 44 | 81,631 | 41,259 | 40,372 | 69,258 | 34,736 | 34,522 | 12,373 | 6,523 | 5,850 |
| 45 | 20,690 | 10,544 | 10,146 | 17,849 | 8,996 | 8,853 | 2,841 | 1,548 | 1,293 |
| 46 | 9,130 | 4,719 | 4,411 | 7,607 | 3,910 | 3,697 | 1,523 | 809 | 714 |
| 47 | 7,862 | 4,133 | 3,729 | 6,489 | 3,379 | 3,110 | 1,373 | 754 | 619 |
| 48 | 14,618 | 7,389 | 7,229 | 12,596 | 6,334 | 6,262 | 2,022 | 1,055 | 967 |
| 49 | 7,414 | 3,824 | 3,590 | 6,218 | 3,218 | 3,000 | 1,196 | 606 | 590 |
| 45 - 49 | 59,714 | 30,609 | 29,105 | 50,759 | 25,837 | 24,922 | 8,955 | 4,772 | 4,183 |
| 50 | 24,522 | 11,451 | 13,071 | 21,723 | 10,117 | 11,606 | 2,799 | 1,334 | 1,465 |
| 51 | 6,986 | 3,904 | 3,082 | 5,914 | 3,311 | 2,603 | 1,072 | 593 | 479 |
| 52 | 10,472 | 5,615 | 4,857 | 8,775 | 4,677 | 4,098 | 1,697 | 938 | 759 |
| 53 | 5,303 | 2,735 | 2,568 | 4,314 | 2,218 | 2,096 | 989 | 517 | 472 |
| 54 | 6,895 | 3,719 | 3,176 | 5,716 | 3,060 | 2,656 | 1,179 | 659 | 520 |
| 50 - 54 | 54,178 | 27,424 | 26,754 | 46,442 | 23,383 | 23,059 | 7,736 | 4,041 | 3,695 |
| 55 | 10,096 | 5,017 | 5,079 | 8,792 | 4,360 | 4,432 | 1,304 | 657 | 647 |
| 56 | 6,299 | 3,212 | 3,087 | 5,297 | 2,703 | 2,594 | 1,002 | 509 | 493 |
| 57 | 4,536 | 2,398 | 2,138 | 3,814 | 2,026 | 1,788 | 722 | 372 | 350 |
| 58 | 8,090 | 4,179 | 3,911 | 6,932 | 3,568 | 3,364 | 1,158 | 611 | 547 |
| 59 | 3,463 | 1,805 | 1,658 | 2,899 | 1,523 | 1,376 | 564 | 282 | 282 |
| 55 - 59 | 32,484 | 16,611 | 15,873 | 27,734 | 14,180 | 13,554 | 4,750 | 2,431 | 2,319 |
| 60 | 17,227 | 8,222 | 9,005 | 15,365 | 7,386 | 7,979 | 1,862 | 836 | 1,026 |
| 61 | 3,094 | 1,739 | 1,355 | 2,669 | 1,521 | 1,148 | 425 | 218 | 207 |
| 62 | 6,337 | 3,431 | 2,906 | 5,448 | 2,936 | 2,512 | 889 | 495 | 394 |
| 63 | 4,057 | 2,247 | 1,810 | 3,474 | 1,952 | 1,522 | 583 | 295 | 288 |
| 64 | 3,541 | 1,969 | 1,572 | 2,980 | 1,659 | 1,321 | 561 | 310 | 251 |
| 60 - 64 | 34,256 | 17,608 | 16,648 | 29,936 | 15,454 | 14,482 | 4,320 | 2,154 | 2,166 |
| 65 | 8,480 | 4,039 | 4,441 | 7,489 | 3,570 | 3,919 | 991 | 469 | 522 |
| 66 | 2,437 | 1,345 | 1,092 | 2,052 | 1,136 | 916 | 385 | 209 | 176 |
| 67 | 3,717 | 2,018 | 1,699 | 3,237 | 1,771 | 1,466 | 480 | 247 | 233 |
| 68 | 5,042 | 2,362 | 2,680 | 4,507 | 2,133 | 2,374 | 535 | 229 | 306 |
| 69 | 2,057 | 1,052 | 1,005 | 1,778 | 921 | 857 | 279 | 131 | 148 |
| 65 - 69 | 21,733 | 10,816 | 10,917 | 19,063 | 9,531 | 9,532 | 2,670 | 1,285 | 1,385 |
| 70 | 13,104 | 6,187 | 6,917 | 11,763 | 5,684 | 6,079 | 1,341 | 503 | 838 |
| 71 | 1,558 | 822 | 736 | 1,322 | 709 | 613 | 236 | 113 | 123 |
| 72 | 4,344 | 2,180 | 2,164 | 3,817 | 1,927 | 1,890 | 527 | 253 | 274 |
| 73 | 1,858 | 1,027 | 831 | 1,567 | 877 | 690 | 291 | 150 | 141 |
| 74 | 1,896 | 1,052 | 844 | 1,641 | 909 | 732 | 255 | 143 | 112 |
| 70 - 74 | 22,760 | 11,268 | 11,492 | 20,110 | 10,106 | 10,004 | 2,650 | 1,162 | 1,488 |
| 75 | 5,068 | 2,546 | 2,522 | 4,562 | 2,323 | 2,239 | 506 | 223 | 283 |
| 76 | 2,139 | 1,119 | 1,020 | 1,898 | 1,000 | 898 | 241 | 119 | 122 |
| 77 | 1,352 | 783 | 569 | 1,187 | 707 | 480 | 165 | 76 | 89 |
| 78 | 3,200 | 1,638 | 1,562 | 2,876 | 1,494 | 1,382 | 324 | 144 | 180 |
| 79 | 1,340 | 721 | 619 | 1,183 | 642 | 541 | 157 | 79 | 78 |
| 75 - 79 | 13,099 | 6,807 | 6,292 | 11,706 | 6,166 | 5,540 | 1,393 | 641 | 752 |
| 80+ | 23,721 | 11,251 | 12,470 | 21,192 | 10,293 | 10,899 | 2,529 | 958 | 1,571 |

Table 14.1: Nzega District Council: Total Population by Age in Single Years, Five Year Age Groups, Sex and Rural-Urban

| Age | Total | | | Rural | | | Urban | | |
|----------------|----------------|----------------|----------------|----------------|----------------|----------------|---------------|---------------|---------------|
| | Both Sexes | Male | Female | Both Sexes | Male | Female | Both Sexes | Male | Female |
| Total | 502,252 | 245,003 | 257,249 | 460,420 | 225,200 | 235,220 | 41,832 | 19,803 | 22,029 |
| 0 | 18,521 | 9,336 | 9,185 | 17,229 | 8,705 | 8,524 | 1,292 | 631 | 661 |
| 1 | 16,166 | 8,129 | 8,037 | 15,099 | 7,610 | 7,489 | 1,067 | 519 | 548 |
| 2 | 18,763 | 9,515 | 9,248 | 17,698 | 8,961 | 8,737 | 1,065 | 554 | 511 |
| 3 | 19,187 | 9,626 | 9,561 | 18,084 | 9,079 | 9,005 | 1,103 | 547 | 556 |
| 4 | 18,710 | 9,340 | 9,370 | 17,641 | 8,783 | 8,858 | 1,069 | 557 | 512 |
| 0 - 4 | 91,347 | 45,946 | 45,401 | 85,751 | 43,138 | 42,613 | 5,596 | 2,808 | 2,788 |
| 5 | 18,522 | 9,401 | 9,121 | 17,456 | 8,882 | 8,574 | 1,066 | 519 | 547 |
| 6 | 17,523 | 8,870 | 8,653 | 16,553 | 8,384 | 8,169 | 970 | 486 | 484 |
| 7 | 17,755 | 9,071 | 8,684 | 16,686 | 8,523 | 8,163 | 1,069 | 548 | 521 |
| 8 | 15,543 | 7,759 | 7,784 | 14,593 | 7,298 | 7,295 | 950 | 461 | 489 |
| 9 | 13,012 | 6,522 | 6,490 | 12,121 | 6,102 | 6,019 | 891 | 420 | 471 |
| 5 - 9 | 82,355 | 41,623 | 40,732 | 77,409 | 39,189 | 38,220 | 4,946 | 2,434 | 2,512 |
| 10 | 16,493 | 8,365 | 8,128 | 15,452 | 7,871 | 7,581 | 1,041 | 494 | 547 |
| 11 | 10,256 | 5,060 | 5,196 | 9,464 | 4,689 | 4,775 | 792 | 371 | 421 |
| 12 | 16,996 | 8,619 | 8,377 | 15,765 | 8,018 | 7,747 | 1,231 | 601 | 630 |
| 13 | 11,300 | 5,653 | 5,647 | 10,466 | 5,264 | 5,202 | 834 | 389 | 445 |
| 14 | 11,884 | 5,931 | 5,953 | 10,922 | 5,487 | 5,435 | 962 | 444 | 518 |
| 10 - 14 | 66,929 | 33,628 | 33,301 | 62,069 | 31,329 | 30,740 | 4,860 | 2,299 | 2,561 |
| 15 | 11,044 | 5,763 | 5,281 | 10,059 | 5,351 | 4,708 | 985 | 412 | 573 |
| 16 | 10,226 | 5,045 | 5,181 | 9,307 | 4,651 | 4,656 | 919 | 394 | 525 |
| 17 | 9,094 | 4,651 | 4,443 | 8,169 | 4,223 | 3,946 | 925 | 428 | 497 |
| 18 | 11,840 | 5,812 | 6,028 | 10,748 | 5,300 | 5,448 | 1,092 | 512 | 580 |
| 19 | 8,115 | 3,716 | 4,399 | 7,258 | 3,335 | 3,923 | 857 | 381 | 476 |
| 15 - 19 | 50,319 | 24,987 | 25,332 | 45,541 | 22,860 | 22,681 | 4,778 | 2,127 | 2,651 |
| 20 | 13,915 | 6,065 | 7,850 | 12,664 | 5,512 | 7,152 | 1,251 | 553 | 698 |
| 21 | 6,366 | 2,908 | 3,458 | 5,659 | 2,604 | 3,055 | 707 | 304 | 403 |
| 22 | 9,595 | 4,400 | 5,195 | 8,547 | 3,949 | 4,598 | 1,048 | 451 | 597 |
| 23 | 6,179 | 2,772 | 3,407 | 5,421 | 2,472 | 2,949 | 758 | 300 | 458 |
| 24 | 6,847 | 3,036 | 3,811 | 6,018 | 2,674 | 3,344 | 829 | 362 | 467 |
| 20 - 24 | 42,902 | 19,181 | 23,721 | 38,309 | 17,211 | 21,098 | 4,593 | 1,970 | 2,623 |
| 25 | 9,715 | 4,382 | 5,333 | 8,687 | 3,904 | 4,783 | 1,028 | 478 | 550 |
| 26 | 5,858 | 2,665 | 3,193 | 5,160 | 2,344 | 2,816 | 698 | 321 | 377 |
| 27 | 5,718 | 2,606 | 3,112 | 5,029 | 2,310 | 2,719 | 689 | 296 | 393 |
| 28 | 8,989 | 4,013 | 4,976 | 8,013 | 3,601 | 4,412 | 976 | 412 | 564 |
| 29 | 4,828 | 2,016 | 2,812 | 4,198 | 1,753 | 2,445 | 630 | 263 | 367 |
| 25 - 29 | 35,108 | 15,682 | 19,426 | 31,087 | 13,912 | 17,175 | 4,021 | 1,770 | 2,251 |
| 30 | 12,086 | 5,559 | 6,527 | 10,972 | 5,006 | 5,966 | 1,114 | 553 | 561 |
| 31 | 2,969 | 1,406 | 1,563 | 2,546 | 1,222 | 1,324 | 423 | 184 | 239 |
| 32 | 6,502 | 3,075 | 3,427 | 5,678 | 2,662 | 3,016 | 824 | 413 | 411 |
| 33 | 3,373 | 1,589 | 1,784 | 2,856 | 1,344 | 1,512 | 517 | 245 | 272 |
| 34 | 3,458 | 1,681 | 1,777 | 3,013 | 1,463 | 1,550 | 445 | 218 | 227 |
| 30 - 34 | 28,388 | 13,310 | 15,078 | 25,065 | 11,697 | 13,368 | 3,323 | 1,613 | 1,710 |
| 35 | 6,929 | 3,403 | 3,526 | 6,155 | 2,998 | 3,157 | 774 | 405 | 369 |
| 36 | 3,717 | 1,771 | 1,946 | 3,285 | 1,556 | 1,729 | 432 | 215 | 217 |
| 37 | 3,394 | 1,626 | 1,768 | 2,990 | 1,400 | 1,590 | 404 | 226 | 178 |
| 38 | 6,010 | 2,807 | 3,203 | 5,419 | 2,518 | 2,901 | 591 | 289 | 302 |
| 39 | 2,918 | 1,345 | 1,573 | 2,562 | 1,173 | 1,389 | 356 | 172 | 184 |
| 35 - 39 | 22,968 | 10,952 | 12,016 | 20,411 | 9,645 | 10,766 | 2,557 | 1,307 | 1,250 |

Table 14.1: Nzega District Council: Total Population by Age in Single Years, Five Year Age Groups, Sex and Rural-Urban

| Age | Total | | | Rural | | | Urban | | |
|----------------|---------------|--------------|--------------|---------------|--------------|--------------|--------------|------------|------------|
| | Both Sexes | Male | Female | Both Sexes | Male | Female | Both Sexes | Male | Female |
| 40 | 8,335 | 3,815 | 4,520 | 7,579 | 3,420 | 4,159 | 756 | 395 | 361 |
| 41 | 1,702 | 869 | 833 | 1,477 | 756 | 721 | 225 | 113 | 112 |
| 42 | 3,933 | 2,008 | 1,925 | 3,491 | 1,787 | 1,704 | 442 | 221 | 221 |
| 43 | 1,925 | 950 | 975 | 1,655 | 813 | 842 | 270 | 137 | 133 |
| 44 | 1,956 | 1,027 | 929 | 1,705 | 902 | 803 | 251 | 125 | 126 |
| 40 - 44 | 17,851 | 8,669 | 9,182 | 15,907 | 7,678 | 8,229 | 1,944 | 991 | 953 |
| 45 | 4,804 | 2,376 | 2,428 | 4,391 | 2,154 | 2,237 | 413 | 222 | 191 |
| 46 | 2,027 | 987 | 1,040 | 1,787 | 855 | 932 | 240 | 132 | 108 |
| 47 | 1,753 | 918 | 835 | 1,553 | 805 | 748 | 200 | 113 | 87 |
| 48 | 3,448 | 1,648 | 1,800 | 3,147 | 1,493 | 1,654 | 301 | 155 | 146 |
| 49 | 1,691 | 844 | 847 | 1,516 | 758 | 758 | 175 | 86 | 89 |
| 45 - 49 | 13,723 | 6,773 | 6,950 | 12,394 | 6,065 | 6,329 | 1,329 | 708 | 621 |
| 50 | 5,891 | 2,639 | 3,252 | 5,488 | 2,452 | 3,036 | 403 | 187 | 216 |
| 51 | 1,635 | 926 | 709 | 1,481 | 845 | 636 | 154 | 81 | 73 |
| 52 | 2,318 | 1,223 | 1,095 | 2,070 | 1,094 | 976 | 248 | 129 | 119 |
| 53 | 1,254 | 597 | 657 | 1,111 | 535 | 576 | 143 | 62 | 81 |
| 54 | 1,596 | 825 | 771 | 1,401 | 721 | 680 | 195 | 104 | 91 |
| 50 - 54 | 12,694 | 6,210 | 6,484 | 11,551 | 5,647 | 5,904 | 1,143 | 563 | 580 |
| 55 | 2,387 | 1,143 | 1,244 | 2,198 | 1,048 | 1,150 | 189 | 95 | 94 |
| 56 | 1,463 | 707 | 756 | 1,322 | 643 | 679 | 141 | 64 | 77 |
| 57 | 1,095 | 566 | 529 | 982 | 514 | 468 | 113 | 52 | 61 |
| 58 | 1,907 | 924 | 983 | 1,737 | 841 | 896 | 170 | 83 | 87 |
| 59 | 810 | 422 | 388 | 720 | 380 | 340 | 90 | 42 | 48 |
| 55 - 59 | 7,662 | 3,762 | 3,900 | 6,959 | 3,426 | 3,533 | 703 | 336 | 367 |
| 60 | 4,247 | 1,963 | 2,284 | 4,000 | 1,854 | 2,146 | 247 | 109 | 138 |
| 61 | 755 | 390 | 365 | 679 | 352 | 327 | 76 | 38 | 38 |
| 62 | 1,524 | 776 | 748 | 1,388 | 695 | 693 | 136 | 81 | 55 |
| 63 | 1,030 | 535 | 495 | 934 | 487 | 447 | 96 | 48 | 48 |
| 64 | 768 | 403 | 365 | 690 | 362 | 328 | 78 | 41 | 37 |
| 60 - 64 | 8,324 | 4,067 | 4,257 | 7,691 | 3,750 | 3,941 | 633 | 317 | 316 |
| 65 | 2,198 | 1,009 | 1,189 | 2,034 | 939 | 1,095 | 164 | 70 | 94 |
| 66 | 534 | 275 | 259 | 477 | 252 | 225 | 57 | 23 | 34 |
| 67 | 920 | 480 | 440 | 855 | 450 | 405 | 65 | 30 | 35 |
| 68 | 1,349 | 600 | 749 | 1,272 | 565 | 707 | 77 | 35 | 42 |
| 69 | 517 | 242 | 275 | 479 | 223 | 256 | 38 | 19 | 19 |
| 65 - 69 | 5,518 | 2,606 | 2,912 | 5,117 | 2,429 | 2,688 | 401 | 177 | 224 |
| 70 | 3,494 | 1,602 | 1,892 | 3,293 | 1,536 | 1,757 | 201 | 66 | 135 |
| 71 | 342 | 165 | 177 | 323 | 155 | 168 | 19 | 10 | 9 |
| 72 | 1,075 | 518 | 557 | 994 | 483 | 511 | 81 | 35 | 46 |
| 73 | 505 | 254 | 251 | 459 | 229 | 230 | 46 | 25 | 21 |
| 74 | 512 | 254 | 258 | 475 | 234 | 241 | 37 | 20 | 17 |
| 70 - 74 | 5,928 | 2,793 | 3,135 | 5,544 | 2,637 | 2,907 | 384 | 156 | 228 |
| 75 | 1,399 | 706 | 693 | 1,313 | 665 | 648 | 86 | 41 | 45 |
| 76 | 550 | 266 | 284 | 513 | 250 | 263 | 37 | 16 | 21 |
| 77 | 311 | 164 | 147 | 288 | 157 | 131 | 23 | 7 | 16 |
| 78 | 902 | 449 | 453 | 851 | 426 | 425 | 51 | 23 | 28 |
| 79 | 357 | 166 | 191 | 342 | 161 | 181 | 15 | 5 | 10 |
| 75 - 79 | 3,519 | 1,751 | 1,768 | 3,307 | 1,659 | 1,648 | 212 | 92 | 120 |
| 80+ | 6,717 | 3,063 | 3,654 | 6,308 | 2,928 | 3,380 | 409 | 135 | 274 |

Table 14.2: Igunga District Council: Total Population by Age in Single Years, Five Year Age Groups, Sex and Rural-Urban

| Age | Total | | | Rural | | | Urban | | |
|----------------|----------------|----------------|----------------|----------------|----------------|----------------|---------------|---------------|---------------|
| | Both Sexes | Male | Female | Both Sexes | Male | Female | Both Sexes | Male | Female |
| Total | 399,727 | 195,607 | 204,120 | 363,856 | 178,445 | 185,411 | 35,871 | 17,162 | 18,709 |
| 0 | 15,020 | 7,558 | 7,462 | 13,848 | 7,011 | 6,837 | 1,172 | 547 | 625 |
| 1 | 13,541 | 6,877 | 6,664 | 12,602 | 6,391 | 6,211 | 939 | 486 | 453 |
| 2 | 15,891 | 7,884 | 8,007 | 14,936 | 7,399 | 7,537 | 955 | 485 | 470 |
| 3 | 16,427 | 8,258 | 8,169 | 15,482 | 7,773 | 7,709 | 945 | 485 | 460 |
| 4 | 15,450 | 7,730 | 7,720 | 14,465 | 7,256 | 7,209 | 985 | 474 | 511 |
| 0 - 4 | 76,329 | 38,307 | 38,022 | 71,333 | 35,830 | 35,503 | 4,996 | 2,477 | 2,519 |
| 5 | 15,105 | 7,685 | 7,420 | 14,193 | 7,228 | 6,965 | 912 | 457 | 455 |
| 6 | 14,524 | 7,294 | 7,230 | 13,633 | 6,860 | 6,773 | 891 | 434 | 457 |
| 7 | 13,925 | 7,118 | 6,807 | 13,003 | 6,672 | 6,331 | 922 | 446 | 476 |
| 8 | 12,238 | 6,019 | 6,219 | 11,438 | 5,633 | 5,805 | 800 | 386 | 414 |
| 9 | 10,601 | 5,253 | 5,348 | 9,859 | 4,895 | 4,964 | 742 | 358 | 384 |
| 5 - 9 | 66,393 | 33,369 | 33,024 | 62,126 | 31,288 | 30,838 | 4,267 | 2,081 | 2,186 |
| 10 | 12,435 | 6,321 | 6,114 | 11,554 | 5,887 | 5,667 | 881 | 434 | 447 |
| 11 | 8,360 | 4,169 | 4,191 | 7,728 | 3,871 | 3,857 | 632 | 298 | 334 |
| 12 | 12,659 | 6,490 | 6,169 | 11,659 | 6,027 | 5,632 | 1,000 | 463 | 537 |
| 13 | 8,934 | 4,468 | 4,466 | 8,161 | 4,119 | 4,042 | 773 | 349 | 424 |
| 14 | 9,696 | 4,694 | 5,002 | 8,824 | 4,346 | 4,478 | 872 | 348 | 524 |
| 10 - 14 | 52,084 | 26,142 | 25,942 | 47,926 | 24,250 | 23,676 | 4,158 | 1,892 | 2,266 |
| 15 | 8,612 | 4,326 | 4,286 | 7,730 | 3,978 | 3,752 | 882 | 348 | 534 |
| 16 | 8,267 | 3,988 | 4,279 | 7,347 | 3,654 | 3,693 | 920 | 334 | 586 |
| 17 | 7,665 | 3,828 | 3,837 | 6,805 | 3,463 | 3,342 | 860 | 365 | 495 |
| 18 | 9,686 | 4,552 | 5,134 | 8,709 | 4,129 | 4,580 | 977 | 423 | 554 |
| 19 | 6,490 | 2,918 | 3,572 | 5,667 | 2,510 | 3,157 | 823 | 408 | 415 |
| 15 - 19 | 40,720 | 19,612 | 21,108 | 36,258 | 17,734 | 18,524 | 4,462 | 1,878 | 2,584 |
| 20 | 10,975 | 4,737 | 6,238 | 9,910 | 4,296 | 5,614 | 1,065 | 441 | 624 |
| 21 | 5,130 | 2,446 | 2,684 | 4,541 | 2,182 | 2,359 | 589 | 264 | 325 |
| 22 | 7,619 | 3,517 | 4,102 | 6,700 | 3,108 | 3,592 | 919 | 409 | 510 |
| 23 | 4,777 | 2,230 | 2,547 | 4,166 | 1,924 | 2,242 | 611 | 306 | 305 |
| 24 | 5,787 | 2,650 | 3,137 | 5,075 | 2,327 | 2,748 | 712 | 323 | 389 |
| 20 - 24 | 34,288 | 15,580 | 18,708 | 30,392 | 13,837 | 16,555 | 3,896 | 1,743 | 2,153 |
| 25 | 6,919 | 3,120 | 3,799 | 6,164 | 2,768 | 3,396 | 755 | 352 | 403 |
| 26 | 5,166 | 2,328 | 2,838 | 4,509 | 2,044 | 2,465 | 657 | 284 | 373 |
| 27 | 4,338 | 2,037 | 2,301 | 3,810 | 1,779 | 2,031 | 528 | 258 | 270 |
| 28 | 7,251 | 3,237 | 4,014 | 6,432 | 2,840 | 3,592 | 819 | 397 | 422 |
| 29 | 3,728 | 1,636 | 2,092 | 3,233 | 1,412 | 1,821 | 495 | 224 | 271 |
| 25 - 29 | 27,402 | 12,358 | 15,044 | 24,148 | 10,843 | 13,305 | 3,254 | 1,515 | 1,739 |
| 30 | 9,095 | 4,079 | 5,016 | 8,095 | 3,597 | 4,498 | 1,000 | 482 | 518 |
| 31 | 2,366 | 1,135 | 1,231 | 2,053 | 987 | 1,066 | 313 | 148 | 165 |
| 32 | 5,494 | 2,690 | 2,804 | 4,814 | 2,350 | 2,464 | 680 | 340 | 340 |
| 33 | 2,738 | 1,377 | 1,361 | 2,342 | 1,170 | 1,172 | 396 | 207 | 189 |
| 34 | 2,916 | 1,416 | 1,500 | 2,509 | 1,229 | 1,280 | 407 | 187 | 220 |
| 30 - 34 | 22,609 | 10,697 | 11,912 | 19,813 | 9,333 | 10,480 | 2,796 | 1,364 | 1,432 |
| 35 | 5,224 | 2,611 | 2,613 | 4,655 | 2,291 | 2,364 | 569 | 320 | 249 |
| 36 | 3,095 | 1,476 | 1,619 | 2,712 | 1,276 | 1,436 | 383 | 200 | 183 |
| 37 | 2,821 | 1,362 | 1,459 | 2,436 | 1,151 | 1,285 | 385 | 211 | 174 |
| 38 | 5,027 | 2,341 | 2,686 | 4,516 | 2,071 | 2,445 | 511 | 270 | 241 |
| 39 | 2,374 | 1,110 | 1,264 | 2,076 | 975 | 1,101 | 298 | 135 | 163 |
| 35 - 39 | 18,541 | 8,900 | 9,641 | 16,395 | 7,764 | 8,631 | 2,146 | 1,136 | 1,010 |

Table 14.2: Igunga District Council: Total Population by Age in Single Years, Five Year Age Groups, Sex and Rural-Urban

| Age | Total | | | Rural | | | Urban | | |
|----------------|---------------|--------------|--------------|---------------|--------------|--------------|--------------|------------|------------|
| | Both Sexes | Male | Female | Both Sexes | Male | Female | Both Sexes | Male | Female |
| 40 | 6,544 | 3,096 | 3,448 | 5,937 | 2,768 | 3,169 | 607 | 328 | 279 |
| 41 | 1,380 | 697 | 683 | 1,238 | 625 | 613 | 142 | 72 | 70 |
| 42 | 3,357 | 1,722 | 1,635 | 2,966 | 1,508 | 1,458 | 391 | 214 | 177 |
| 43 | 1,645 | 866 | 779 | 1,411 | 743 | 668 | 234 | 123 | 111 |
| 44 | 1,820 | 980 | 840 | 1,586 | 845 | 741 | 234 | 135 | 99 |
| 40 - 44 | 14,746 | 7,361 | 7,385 | 13,138 | 6,489 | 6,649 | 1,608 | 872 | 736 |
| 45 | 3,594 | 1,746 | 1,848 | 3,229 | 1,542 | 1,687 | 365 | 204 | 161 |
| 46 | 1,727 | 892 | 835 | 1,513 | 771 | 742 | 214 | 121 | 93 |
| 47 | 1,427 | 780 | 647 | 1,226 | 664 | 562 | 201 | 116 | 85 |
| 48 | 2,695 | 1,400 | 1,295 | 2,454 | 1,260 | 1,194 | 241 | 140 | 101 |
| 49 | 1,333 | 686 | 647 | 1,170 | 600 | 570 | 163 | 86 | 77 |
| 45 - 49 | 10,776 | 5,504 | 5,272 | 9,592 | 4,837 | 4,755 | 1,184 | 667 | 517 |
| 50 | 4,307 | 2,007 | 2,300 | 3,962 | 1,828 | 2,134 | 345 | 179 | 166 |
| 51 | 1,287 | 687 | 600 | 1,144 | 608 | 536 | 143 | 79 | 64 |
| 52 | 1,834 | 948 | 886 | 1,637 | 839 | 798 | 197 | 109 | 88 |
| 53 | 913 | 469 | 444 | 822 | 424 | 398 | 91 | 45 | 46 |
| 54 | 1,202 | 645 | 557 | 1,053 | 558 | 495 | 149 | 87 | 62 |
| 50 - 54 | 9,543 | 4,756 | 4,787 | 8,618 | 4,257 | 4,361 | 925 | 499 | 426 |
| 55 | 1,810 | 900 | 910 | 1,646 | 821 | 825 | 164 | 79 | 85 |
| 56 | 1,087 | 551 | 536 | 955 | 484 | 471 | 132 | 67 | 65 |
| 57 | 759 | 368 | 391 | 684 | 331 | 353 | 75 | 37 | 38 |
| 58 | 1,499 | 780 | 719 | 1,348 | 706 | 642 | 151 | 74 | 77 |
| 59 | 600 | 303 | 297 | 547 | 280 | 267 | 53 | 23 | 30 |
| 55 - 59 | 5,755 | 2,902 | 2,853 | 5,180 | 2,622 | 2,558 | 575 | 280 | 295 |
| 60 | 2,981 | 1,442 | 1,539 | 2,756 | 1,352 | 1,404 | 225 | 90 | 135 |
| 61 | 608 | 329 | 279 | 552 | 307 | 245 | 56 | 22 | 34 |
| 62 | 1,127 | 591 | 536 | 1,014 | 522 | 492 | 113 | 69 | 44 |
| 63 | 838 | 486 | 352 | 771 | 451 | 320 | 67 | 35 | 32 |
| 64 | 605 | 327 | 278 | 528 | 283 | 245 | 77 | 44 | 33 |
| 60 - 64 | 6,159 | 3,175 | 2,984 | 5,621 | 2,915 | 2,706 | 538 | 260 | 278 |
| 65 | 1,571 | 724 | 847 | 1,453 | 670 | 783 | 118 | 54 | 64 |
| 66 | 401 | 207 | 194 | 360 | 183 | 177 | 41 | 24 | 17 |
| 67 | 655 | 350 | 305 | 601 | 318 | 283 | 54 | 32 | 22 |
| 68 | 962 | 438 | 524 | 892 | 413 | 479 | 70 | 25 | 45 |
| 69 | 409 | 199 | 210 | 369 | 179 | 190 | 40 | 20 | 20 |
| 65 - 69 | 3,998 | 1,918 | 2,080 | 3,675 | 1,763 | 1,912 | 323 | 155 | 168 |
| 70 | 2,175 | 1,022 | 1,153 | 2,044 | 974 | 1,070 | 131 | 48 | 83 |
| 71 | 290 | 138 | 152 | 264 | 126 | 138 | 26 | 12 | 14 |
| 72 | 824 | 377 | 447 | 769 | 344 | 425 | 55 | 33 | 22 |
| 73 | 320 | 178 | 142 | 284 | 157 | 127 | 36 | 21 | 15 |
| 74 | 293 | 158 | 135 | 265 | 138 | 127 | 28 | 20 | 8 |
| 70 - 74 | 3,902 | 1,873 | 2,029 | 3,626 | 1,739 | 1,887 | 276 | 134 | 142 |
| 75 | 944 | 475 | 469 | 881 | 443 | 438 | 63 | 32 | 31 |
| 76 | 392 | 195 | 197 | 351 | 178 | 173 | 41 | 17 | 24 |
| 77 | 274 | 148 | 126 | 246 | 136 | 110 | 28 | 12 | 16 |
| 78 | 631 | 310 | 321 | 583 | 287 | 296 | 48 | 23 | 25 |
| 79 | 249 | 136 | 113 | 225 | 122 | 103 | 24 | 14 | 10 |
| 75 - 79 | 2,490 | 1,264 | 1,226 | 2,286 | 1,166 | 1,120 | 204 | 98 | 106 |
| 80+ | 3,992 | 1,889 | 2,103 | 3,729 | 1,778 | 1,951 | 263 | 111 | 152 |

Table 14.3: Uyui District Council: Total Population by Age in Single Years, Five Year Age Groups, Sex and Rural-Urban

| Age | Total | | | Rural | | | Urban | | |
|----------------|----------------|----------------|----------------|----------------|----------------|----------------|--------------|--------------|--------------|
| | Both Sexes | Male | Female | Both Sexes | Male | Female | Both Sexes | Male | Female |
| Total | 396,623 | 196,446 | 200,177 | 388,353 | 192,368 | 195,985 | 8,270 | 4,078 | 4,192 |
| 0 | 11,168 | 5,608 | 5,560 | 10,976 | 5,513 | 5,463 | 192 | 95 | 97 |
| 1 | 17,505 | 8,926 | 8,579 | 17,217 | 8,794 | 8,423 | 288 | 132 | 156 |
| 2 | 16,647 | 8,248 | 8,399 | 16,371 | 8,108 | 8,263 | 276 | 140 | 136 |
| 3 | 16,208 | 8,113 | 8,095 | 15,944 | 7,990 | 7,954 | 264 | 123 | 141 |
| 4 | 15,999 | 8,030 | 7,969 | 15,713 | 7,893 | 7,820 | 286 | 137 | 149 |
| 0 - 4 | 77,527 | 38,925 | 38,602 | 76,221 | 38,298 | 37,923 | 1,306 | 627 | 679 |
| 5 | 15,217 | 7,769 | 7,448 | 14,950 | 7,635 | 7,315 | 267 | 134 | 133 |
| 6 | 14,801 | 7,464 | 7,337 | 14,525 | 7,317 | 7,208 | 276 | 147 | 129 |
| 7 | 14,604 | 7,524 | 7,080 | 14,323 | 7,377 | 6,946 | 281 | 147 | 134 |
| 8 | 13,160 | 6,593 | 6,567 | 12,902 | 6,461 | 6,441 | 258 | 132 | 126 |
| 9 | 10,847 | 5,455 | 5,392 | 10,659 | 5,367 | 5,292 | 188 | 88 | 100 |
| 5 - 9 | 68,629 | 34,805 | 33,824 | 67,359 | 34,157 | 33,202 | 1,270 | 648 | 622 |
| 10 | 13,644 | 6,939 | 6,705 | 13,367 | 6,800 | 6,567 | 277 | 139 | 138 |
| 11 | 8,213 | 4,245 | 3,968 | 7,992 | 4,111 | 3,881 | 221 | 134 | 87 |
| 12 | 13,508 | 6,986 | 6,522 | 13,239 | 6,838 | 6,401 | 269 | 148 | 121 |
| 13 | 9,255 | 4,705 | 4,550 | 9,016 | 4,582 | 4,434 | 239 | 123 | 116 |
| 14 | 9,830 | 4,999 | 4,831 | 9,618 | 4,899 | 4,719 | 212 | 100 | 112 |
| 10 - 14 | 54,450 | 27,874 | 26,576 | 53,232 | 27,230 | 26,002 | 1,218 | 644 | 574 |
| 15 | 8,843 | 4,586 | 4,257 | 8,643 | 4,481 | 4,162 | 200 | 105 | 95 |
| 16 | 8,113 | 4,125 | 3,988 | 7,917 | 4,029 | 3,888 | 196 | 96 | 100 |
| 17 | 7,210 | 3,712 | 3,498 | 7,051 | 3,626 | 3,425 | 159 | 86 | 73 |
| 18 | 9,767 | 4,675 | 5,092 | 9,538 | 4,558 | 4,980 | 229 | 117 | 112 |
| 19 | 6,330 | 2,893 | 3,437 | 6,180 | 2,826 | 3,354 | 150 | 67 | 83 |
| 15 - 19 | 40,263 | 19,991 | 20,272 | 39,329 | 19,520 | 19,809 | 934 | 471 | 463 |
| 20 | 11,296 | 4,879 | 6,417 | 11,124 | 4,794 | 6,330 | 172 | 85 | 87 |
| 21 | 4,543 | 2,220 | 2,323 | 4,449 | 2,175 | 2,274 | 94 | 45 | 49 |
| 22 | 7,331 | 3,420 | 3,911 | 7,184 | 3,347 | 3,837 | 147 | 73 | 74 |
| 23 | 4,438 | 2,019 | 2,419 | 4,340 | 1,971 | 2,369 | 98 | 48 | 50 |
| 24 | 5,031 | 2,262 | 2,769 | 4,917 | 2,211 | 2,706 | 114 | 51 | 63 |
| 20 - 24 | 32,639 | 14,800 | 17,839 | 32,014 | 14,498 | 17,516 | 625 | 302 | 323 |
| 25 | 7,689 | 3,487 | 4,202 | 7,532 | 3,416 | 4,116 | 157 | 71 | 86 |
| 26 | 4,697 | 2,144 | 2,553 | 4,604 | 2,103 | 2,501 | 93 | 41 | 52 |
| 27 | 4,194 | 1,937 | 2,257 | 4,106 | 1,897 | 2,209 | 88 | 40 | 48 |
| 28 | 6,945 | 3,036 | 3,909 | 6,794 | 2,963 | 3,831 | 151 | 73 | 78 |
| 29 | 3,524 | 1,516 | 2,008 | 3,444 | 1,477 | 1,967 | 80 | 39 | 41 |
| 25 - 29 | 27,049 | 12,120 | 14,929 | 26,480 | 11,856 | 14,624 | 569 | 264 | 305 |
| 30 | 9,764 | 4,366 | 5,398 | 9,562 | 4,288 | 5,274 | 202 | 78 | 124 |
| 31 | 2,178 | 1,111 | 1,067 | 2,120 | 1,085 | 1,035 | 58 | 26 | 32 |
| 32 | 4,935 | 2,395 | 2,540 | 4,812 | 2,339 | 2,473 | 123 | 56 | 67 |
| 33 | 2,406 | 1,203 | 1,203 | 2,354 | 1,174 | 1,180 | 52 | 29 | 23 |
| 34 | 2,539 | 1,285 | 1,254 | 2,489 | 1,259 | 1,230 | 50 | 26 | 24 |
| 30 - 34 | 21,822 | 10,360 | 11,462 | 21,337 | 10,145 | 11,192 | 485 | 215 | 270 |
| 35 | 5,354 | 2,641 | 2,713 | 5,220 | 2,579 | 2,641 | 134 | 62 | 72 |
| 36 | 2,997 | 1,443 | 1,554 | 2,910 | 1,400 | 1,510 | 87 | 43 | 44 |
| 37 | 2,572 | 1,249 | 1,323 | 2,494 | 1,221 | 1,273 | 78 | 28 | 50 |
| 38 | 4,545 | 2,134 | 2,411 | 4,445 | 2,089 | 2,356 | 100 | 45 | 55 |
| 39 | 2,089 | 1,019 | 1,070 | 2,033 | 994 | 1,039 | 56 | 25 | 31 |
| 35 - 39 | 17,557 | 8,486 | 9,071 | 17,102 | 8,283 | 8,819 | 455 | 203 | 252 |

Table 14.3: Uyui District Council: Total Population by Age in Single Years, Five Year Age Groups, Sex and Rural-Urban

| Age | Total | | | Rural | | | Urban | | |
|----------------|---------------|--------------|--------------|---------------|--------------|--------------|------------|------------|------------|
| | Both Sexes | Male | Female | Both Sexes | Male | Female | Both Sexes | Male | Female |
| 40 | 6,447 | 3,057 | 3,390 | 6,304 | 2,981 | 3,323 | 143 | 76 | 67 |
| 41 | 1,172 | 612 | 560 | 1,151 | 599 | 552 | 21 | 13 | 8 |
| 42 | 3,146 | 1,656 | 1,490 | 3,057 | 1,608 | 1,449 | 89 | 48 | 41 |
| 43 | 1,400 | 669 | 731 | 1,363 | 650 | 713 | 37 | 19 | 18 |
| 44 | 1,445 | 775 | 670 | 1,412 | 756 | 656 | 33 | 19 | 14 |
| 40 - 44 | 13,610 | 6,769 | 6,841 | 13,287 | 6,594 | 6,693 | 323 | 175 | 148 |
| 45 | 3,632 | 1,888 | 1,744 | 3,548 | 1,845 | 1,703 | 84 | 43 | 41 |
| 46 | 1,421 | 727 | 694 | 1,382 | 705 | 677 | 39 | 22 | 17 |
| 47 | 1,279 | 644 | 635 | 1,228 | 619 | 609 | 51 | 25 | 26 |
| 48 | 2,368 | 1,212 | 1,156 | 2,322 | 1,189 | 1,133 | 46 | 23 | 23 |
| 49 | 1,162 | 610 | 552 | 1,132 | 595 | 537 | 30 | 15 | 15 |
| 45 - 49 | 9,862 | 5,081 | 4,781 | 9,612 | 4,953 | 4,659 | 250 | 128 | 122 |
| 50 | 4,248 | 2,046 | 2,202 | 4,186 | 2,013 | 2,173 | 62 | 33 | 29 |
| 51 | 1,119 | 601 | 518 | 1,092 | 585 | 507 | 27 | 16 | 11 |
| 52 | 1,730 | 963 | 767 | 1,679 | 937 | 742 | 51 | 26 | 25 |
| 53 | 770 | 417 | 353 | 749 | 411 | 338 | 21 | 6 | 15 |
| 54 | 1,090 | 584 | 506 | 1,072 | 572 | 500 | 18 | 12 | 6 |
| 50 - 54 | 8,957 | 4,611 | 4,346 | 8,778 | 4,518 | 4,260 | 179 | 93 | 86 |
| 55 | 1,716 | 890 | 826 | 1,676 | 868 | 808 | 40 | 22 | 18 |
| 56 | 963 | 497 | 466 | 940 | 486 | 454 | 23 | 11 | 12 |
| 57 | 693 | 379 | 314 | 671 | 371 | 300 | 22 | 8 | 14 |
| 58 | 1,332 | 706 | 626 | 1,293 | 687 | 606 | 39 | 19 | 20 |
| 59 | 541 | 292 | 249 | 520 | 277 | 243 | 21 | 15 | 6 |
| 55 - 59 | 5,245 | 2,764 | 2,481 | 5,100 | 2,689 | 2,411 | 145 | 75 | 70 |
| 60 | 2,932 | 1,408 | 1,524 | 2,864 | 1,376 | 1,488 | 68 | 32 | 36 |
| 61 | 495 | 307 | 188 | 482 | 301 | 181 | 13 | 6 | 7 |
| 62 | 1,000 | 571 | 429 | 964 | 551 | 413 | 36 | 20 | 16 |
| 63 | 588 | 341 | 247 | 575 | 331 | 244 | 13 | 10 | 3 |
| 64 | 578 | 338 | 240 | 564 | 328 | 236 | 14 | 10 | 4 |
| 60 - 64 | 5,593 | 2,965 | 2,628 | 5,449 | 2,887 | 2,562 | 144 | 78 | 66 |
| 65 | 1,399 | 647 | 752 | 1,359 | 628 | 731 | 40 | 19 | 21 |
| 66 | 377 | 223 | 154 | 364 | 215 | 149 | 13 | 8 | 5 |
| 67 | 604 | 342 | 262 | 586 | 338 | 248 | 18 | 4 | 14 |
| 68 | 846 | 409 | 437 | 824 | 402 | 422 | 22 | 7 | 15 |
| 69 | 307 | 166 | 141 | 300 | 163 | 137 | 7 | 3 | 4 |
| 65 - 69 | 3,533 | 1,787 | 1,746 | 3,433 | 1,746 | 1,687 | 100 | 41 | 59 |
| 70 | 2,248 | 1,109 | 1,139 | 2,199 | 1,088 | 1,111 | 49 | 21 | 28 |
| 71 | 255 | 146 | 109 | 250 | 143 | 107 | 5 | 3 | 2 |
| 72 | 706 | 381 | 325 | 680 | 373 | 307 | 26 | 8 | 18 |
| 73 | 282 | 165 | 117 | 272 | 161 | 111 | 10 | 4 | 6 |
| 74 | 287 | 173 | 114 | 278 | 168 | 110 | 9 | 5 | 4 |
| 70 - 74 | 3,778 | 1,974 | 1,804 | 3,679 | 1,933 | 1,746 | 99 | 41 | 58 |
| 75 | 814 | 434 | 380 | 796 | 423 | 373 | 18 | 11 | 7 |
| 76 | 353 | 189 | 164 | 344 | 184 | 160 | 9 | 5 | 4 |
| 77 | 208 | 133 | 75 | 200 | 129 | 71 | 8 | 4 | 4 |
| 78 | 512 | 272 | 240 | 501 | 267 | 234 | 11 | 5 | 6 |
| 79 | 211 | 125 | 86 | 201 | 124 | 77 | 10 | 1 | 9 |
| 75 - 79 | 2,098 | 1,153 | 945 | 2,042 | 1,127 | 915 | 56 | 26 | 30 |
| 80+ | 4,011 | 1,981 | 2,030 | 3,899 | 1,934 | 1,965 | 112 | 47 | 65 |

Table 14.4: Urambo District Council: Total Population by Age in Single Years, Five Year Age Groups, Sex and Rural-Urban

| Age | Total | | | Rural | | | Urban | | |
|----------------|----------------|---------------|---------------|----------------|---------------|---------------|---------------|---------------|---------------|
| | Both Sexes | Male | Female | Both Sexes | Male | Female | Both Sexes | Male | Female |
| Total | 192,781 | 95,997 | 96,784 | 163,414 | 81,683 | 81,731 | 29,367 | 14,314 | 15,053 |
| 0 | 7,269 | 3,613 | 3,656 | 6,322 | 3,141 | 3,181 | 947 | 472 | 475 |
| 1 | 6,494 | 3,280 | 3,214 | 5,732 | 2,862 | 2,870 | 762 | 418 | 344 |
| 2 | 7,670 | 3,744 | 3,926 | 6,847 | 3,361 | 3,486 | 823 | 383 | 440 |
| 3 | 7,416 | 3,795 | 3,621 | 6,604 | 3,353 | 3,251 | 812 | 442 | 370 |
| 4 | 7,041 | 3,506 | 3,535 | 6,283 | 3,134 | 3,149 | 758 | 372 | 386 |
| 0 - 4 | 35,890 | 17,938 | 17,952 | 31,788 | 15,851 | 15,937 | 4,102 | 2,087 | 2,015 |
| 5 | 6,800 | 3,507 | 3,293 | 6,010 | 3,108 | 2,902 | 790 | 399 | 391 |
| 6 | 6,712 | 3,348 | 3,364 | 5,921 | 2,973 | 2,948 | 791 | 375 | 416 |
| 7 | 6,642 | 3,381 | 3,261 | 5,789 | 2,935 | 2,854 | 853 | 446 | 407 |
| 8 | 6,058 | 3,032 | 3,026 | 5,333 | 2,667 | 2,666 | 725 | 365 | 360 |
| 9 | 5,121 | 2,510 | 2,611 | 4,446 | 2,200 | 2,246 | 675 | 310 | 365 |
| 5 - 9 | 31,333 | 15,778 | 15,555 | 27,499 | 13,883 | 13,616 | 3,834 | 1,895 | 1,939 |
| 10 | 6,328 | 3,285 | 3,043 | 5,554 | 2,902 | 2,652 | 774 | 383 | 391 |
| 11 | 4,099 | 1,961 | 2,138 | 3,557 | 1,716 | 1,841 | 542 | 245 | 297 |
| 12 | 6,752 | 3,474 | 3,278 | 5,816 | 3,017 | 2,799 | 936 | 457 | 479 |
| 13 | 4,540 | 2,326 | 2,214 | 3,833 | 1,999 | 1,834 | 707 | 327 | 380 |
| 14 | 4,747 | 2,370 | 2,377 | 4,023 | 2,024 | 1,999 | 724 | 346 | 378 |
| 10 - 14 | 26,466 | 13,416 | 13,050 | 22,783 | 11,658 | 11,125 | 3,683 | 1,758 | 1,925 |
| 15 | 4,443 | 2,260 | 2,183 | 3,742 | 1,948 | 1,794 | 701 | 312 | 389 |
| 16 | 4,183 | 2,064 | 2,119 | 3,450 | 1,735 | 1,715 | 733 | 329 | 404 |
| 17 | 3,834 | 1,984 | 1,850 | 3,133 | 1,673 | 1,460 | 701 | 311 | 390 |
| 18 | 4,860 | 2,464 | 2,396 | 4,008 | 2,066 | 1,942 | 852 | 398 | 454 |
| 19 | 3,308 | 1,569 | 1,739 | 2,678 | 1,279 | 1,399 | 630 | 290 | 340 |
| 15 - 19 | 20,628 | 10,341 | 10,287 | 17,011 | 8,701 | 8,310 | 3,617 | 1,640 | 1,977 |
| 20 | 5,434 | 2,472 | 2,962 | 4,513 | 2,083 | 2,430 | 921 | 389 | 532 |
| 21 | 2,431 | 1,222 | 1,209 | 1,958 | 979 | 979 | 473 | 243 | 230 |
| 22 | 3,733 | 1,822 | 1,911 | 3,059 | 1,502 | 1,557 | 674 | 320 | 354 |
| 23 | 2,385 | 1,167 | 1,218 | 1,911 | 929 | 982 | 474 | 238 | 236 |
| 24 | 2,591 | 1,276 | 1,315 | 2,038 | 1,030 | 1,008 | 553 | 246 | 307 |
| 20 - 24 | 16,574 | 7,959 | 8,615 | 13,479 | 6,523 | 6,956 | 3,095 | 1,436 | 1,659 |
| 25 | 3,650 | 1,710 | 1,940 | 2,984 | 1,388 | 1,596 | 666 | 322 | 344 |
| 26 | 2,383 | 1,137 | 1,246 | 1,906 | 908 | 998 | 477 | 229 | 248 |
| 27 | 2,214 | 1,033 | 1,181 | 1,772 | 825 | 947 | 442 | 208 | 234 |
| 28 | 3,427 | 1,597 | 1,830 | 2,787 | 1,280 | 1,507 | 640 | 317 | 323 |
| 29 | 1,934 | 882 | 1,052 | 1,562 | 705 | 857 | 372 | 177 | 195 |
| 25 - 29 | 13,608 | 6,359 | 7,249 | 11,011 | 5,106 | 5,905 | 2,597 | 1,253 | 1,344 |
| 30 | 4,329 | 2,021 | 2,308 | 3,574 | 1,663 | 1,911 | 755 | 358 | 397 |
| 31 | 1,137 | 543 | 594 | 909 | 430 | 479 | 228 | 113 | 115 |
| 32 | 2,555 | 1,308 | 1,247 | 2,033 | 1,022 | 1,011 | 522 | 286 | 236 |
| 33 | 1,410 | 675 | 735 | 1,099 | 520 | 579 | 311 | 155 | 156 |
| 34 | 1,427 | 704 | 723 | 1,139 | 563 | 576 | 288 | 141 | 147 |
| 30 - 34 | 10,858 | 5,251 | 5,607 | 8,754 | 4,198 | 4,556 | 2,104 | 1,053 | 1,051 |
| 35 | 2,870 | 1,423 | 1,447 | 2,328 | 1,143 | 1,185 | 542 | 280 | 262 |
| 36 | 1,542 | 767 | 775 | 1,222 | 599 | 623 | 320 | 168 | 152 |
| 37 | 1,353 | 663 | 690 | 1,067 | 513 | 554 | 286 | 150 | 136 |
| 38 | 2,234 | 1,091 | 1,143 | 1,845 | 906 | 939 | 389 | 185 | 204 |
| 39 | 1,143 | 572 | 571 | 932 | 470 | 462 | 211 | 102 | 109 |
| 35 - 39 | 9,142 | 4,516 | 4,626 | 7,394 | 3,631 | 3,763 | 1,748 | 885 | 863 |

Table 14.4: Urambo District Council: Total Population by Age in Single Years, Five Year Age Groups, Sex and Rural-Urban

| Age | Total | | | Rural | | | Urban | | |
|----------------|--------------|--------------|--------------|--------------|--------------|--------------|--------------|------------|------------|
| | Both Sexes | Male | Female | Both Sexes | Male | Female | Both Sexes | Male | Female |
| 40 | 3,096 | 1,542 | 1,554 | 2,571 | 1,255 | 1,316 | 525 | 287 | 238 |
| 41 | 581 | 315 | 266 | 459 | 251 | 208 | 122 | 64 | 58 |
| 42 | 1,547 | 840 | 707 | 1,250 | 689 | 561 | 297 | 151 | 146 |
| 43 | 787 | 402 | 385 | 625 | 319 | 306 | 162 | 83 | 79 |
| 44 | 844 | 448 | 396 | 692 | 367 | 325 | 152 | 81 | 71 |
| 40 - 44 | 6,855 | 3,547 | 3,308 | 5,597 | 2,881 | 2,716 | 1,258 | 666 | 592 |
| 45 | 1,742 | 940 | 802 | 1,435 | 761 | 674 | 307 | 179 | 128 |
| 46 | 752 | 382 | 370 | 603 | 313 | 290 | 149 | 69 | 80 |
| 47 | 646 | 329 | 317 | 526 | 258 | 268 | 120 | 71 | 49 |
| 48 | 1,189 | 620 | 569 | 980 | 507 | 473 | 209 | 113 | 96 |
| 49 | 613 | 321 | 292 | 501 | 255 | 246 | 112 | 66 | 46 |
| 45 - 49 | 4,942 | 2,592 | 2,350 | 4,045 | 2,094 | 1,951 | 897 | 498 | 399 |
| 50 | 1,943 | 883 | 1,060 | 1,641 | 749 | 892 | 302 | 134 | 168 |
| 51 | 565 | 313 | 252 | 452 | 251 | 201 | 113 | 62 | 51 |
| 52 | 869 | 460 | 409 | 712 | 383 | 329 | 157 | 77 | 80 |
| 53 | 430 | 235 | 195 | 349 | 190 | 159 | 81 | 45 | 36 |
| 54 | 544 | 299 | 245 | 449 | 253 | 196 | 95 | 46 | 49 |
| 50 - 54 | 4,351 | 2,190 | 2,161 | 3,603 | 1,826 | 1,777 | 748 | 364 | 384 |
| 55 | 860 | 428 | 432 | 720 | 365 | 355 | 140 | 63 | 77 |
| 56 | 549 | 287 | 262 | 473 | 244 | 229 | 76 | 43 | 33 |
| 57 | 369 | 190 | 179 | 304 | 161 | 143 | 65 | 29 | 36 |
| 58 | 667 | 347 | 320 | 558 | 292 | 266 | 109 | 55 | 54 |
| 59 | 302 | 147 | 155 | 249 | 123 | 126 | 53 | 24 | 29 |
| 55 - 59 | 2,747 | 1,399 | 1,348 | 2,304 | 1,185 | 1,119 | 443 | 214 | 229 |
| 60 | 1,392 | 636 | 756 | 1,204 | 550 | 654 | 188 | 86 | 102 |
| 61 | 274 | 158 | 116 | 235 | 138 | 97 | 39 | 20 | 19 |
| 62 | 566 | 311 | 255 | 475 | 264 | 211 | 91 | 47 | 44 |
| 63 | 286 | 167 | 119 | 237 | 138 | 99 | 49 | 29 | 20 |
| 64 | 339 | 192 | 147 | 298 | 174 | 124 | 41 | 18 | 23 |
| 60 - 64 | 2,857 | 1,464 | 1,393 | 2,449 | 1,264 | 1,185 | 408 | 200 | 208 |
| 65 | 722 | 330 | 392 | 623 | 286 | 337 | 99 | 44 | 55 |
| 66 | 241 | 130 | 111 | 198 | 106 | 92 | 43 | 24 | 19 |
| 67 | 322 | 178 | 144 | 271 | 152 | 119 | 51 | 26 | 25 |
| 68 | 364 | 167 | 197 | 327 | 151 | 176 | 37 | 16 | 21 |
| 69 | 153 | 87 | 66 | 138 | 78 | 60 | 15 | 9 | 6 |
| 65 - 69 | 1,802 | 892 | 910 | 1,557 | 773 | 784 | 245 | 119 | 126 |
| 70 | 1,048 | 480 | 568 | 912 | 430 | 482 | 136 | 50 | 86 |
| 71 | 137 | 82 | 55 | 107 | 68 | 39 | 30 | 14 | 16 |
| 72 | 342 | 165 | 177 | 293 | 142 | 151 | 49 | 23 | 26 |
| 73 | 142 | 80 | 62 | 117 | 66 | 51 | 25 | 14 | 11 |
| 74 | 143 | 82 | 61 | 123 | 74 | 49 | 20 | 8 | 12 |
| 70 - 74 | 1,812 | 889 | 923 | 1,552 | 780 | 772 | 260 | 109 | 151 |
| 75 | 383 | 188 | 195 | 348 | 171 | 177 | 35 | 17 | 18 |
| 76 | 169 | 101 | 68 | 153 | 93 | 60 | 16 | 8 | 8 |
| 77 | 106 | 76 | 30 | 93 | 67 | 26 | 13 | 9 | 4 |
| 78 | 267 | 143 | 124 | 238 | 127 | 111 | 29 | 16 | 13 |
| 79 | 111 | 66 | 45 | 102 | 60 | 42 | 9 | 6 | 3 |
| 75 - 79 | 1,036 | 574 | 462 | 934 | 518 | 416 | 102 | 56 | 46 |
| 80+ | 1,880 | 892 | 988 | 1,654 | 811 | 843 | 226 | 81 | 145 |

Table 14.5: Sikonge District Council: Total Population by Age in Single Years, Five Year Age Groups, Sex and Rural-Urban

| Age | Total | | | Rural | | | Urban | | |
|----------------|----------------|---------------|---------------|----------------|---------------|---------------|--------------|--------------|--------------|
| | Both Sexes | Male | Female | Both Sexes | Male | Female | Both Sexes | Male | Female |
| Total | 179,883 | 88,947 | 90,936 | 170,552 | 84,582 | 85,970 | 9,331 | 4,365 | 4,966 |
| 0 | 7,194 | 3,536 | 3,658 | 6,880 | 3,380 | 3,500 | 314 | 156 | 158 |
| 1 | 5,916 | 2,937 | 2,979 | 5,656 | 2,818 | 2,838 | 260 | 119 | 141 |
| 2 | 7,044 | 3,449 | 3,595 | 6,783 | 3,322 | 3,461 | 261 | 127 | 134 |
| 3 | 7,429 | 3,703 | 3,726 | 7,150 | 3,552 | 3,598 | 279 | 151 | 128 |
| 4 | 6,835 | 3,516 | 3,319 | 6,594 | 3,394 | 3,200 | 241 | 122 | 119 |
| 0 - 4 | 34,418 | 17,141 | 17,277 | 33,063 | 16,466 | 16,597 | 1,355 | 675 | 680 |
| 5 | 6,492 | 3,289 | 3,203 | 6,242 | 3,167 | 3,075 | 250 | 122 | 128 |
| 6 | 6,508 | 3,269 | 3,239 | 6,247 | 3,149 | 3,098 | 261 | 120 | 141 |
| 7 | 6,286 | 3,256 | 3,030 | 6,036 | 3,119 | 2,917 | 250 | 137 | 113 |
| 8 | 5,875 | 2,921 | 2,954 | 5,641 | 2,819 | 2,822 | 234 | 102 | 132 |
| 9 | 4,651 | 2,290 | 2,361 | 4,438 | 2,203 | 2,235 | 213 | 87 | 126 |
| 5 - 9 | 29,812 | 15,025 | 14,787 | 28,604 | 14,457 | 14,147 | 1,208 | 568 | 640 |
| 10 | 5,928 | 2,940 | 2,988 | 5,680 | 2,818 | 2,862 | 248 | 122 | 126 |
| 11 | 3,872 | 1,936 | 1,936 | 3,673 | 1,840 | 1,833 | 199 | 96 | 103 |
| 12 | 6,036 | 3,101 | 2,935 | 5,748 | 2,949 | 2,799 | 288 | 152 | 136 |
| 13 | 4,170 | 2,125 | 2,045 | 3,957 | 2,017 | 1,940 | 213 | 108 | 105 |
| 14 | 4,268 | 2,155 | 2,113 | 4,033 | 2,044 | 1,989 | 235 | 111 | 124 |
| 10 - 14 | 24,274 | 12,257 | 12,017 | 23,091 | 11,668 | 11,423 | 1,183 | 589 | 594 |
| 15 | 4,080 | 2,099 | 1,981 | 3,889 | 2,012 | 1,877 | 191 | 87 | 104 |
| 16 | 3,796 | 1,911 | 1,885 | 3,564 | 1,810 | 1,754 | 232 | 101 | 131 |
| 17 | 3,342 | 1,660 | 1,682 | 3,121 | 1,551 | 1,570 | 221 | 109 | 112 |
| 18 | 4,618 | 2,237 | 2,381 | 4,356 | 2,126 | 2,230 | 262 | 111 | 151 |
| 19 | 2,861 | 1,335 | 1,526 | 2,663 | 1,251 | 1,412 | 198 | 84 | 114 |
| 15 - 19 | 18,697 | 9,242 | 9,455 | 17,593 | 8,750 | 8,843 | 1,104 | 492 | 612 |
| 20 | 5,130 | 2,316 | 2,814 | 4,862 | 2,210 | 2,652 | 268 | 106 | 162 |
| 21 | 2,187 | 1,042 | 1,145 | 2,033 | 972 | 1,061 | 154 | 70 | 84 |
| 22 | 3,478 | 1,594 | 1,884 | 3,256 | 1,507 | 1,749 | 222 | 87 | 135 |
| 23 | 2,046 | 919 | 1,127 | 1,872 | 857 | 1,015 | 174 | 62 | 112 |
| 24 | 2,268 | 1,042 | 1,226 | 2,102 | 973 | 1,129 | 166 | 69 | 97 |
| 20 - 24 | 15,109 | 6,913 | 8,196 | 14,125 | 6,519 | 7,606 | 984 | 394 | 590 |
| 25 | 3,427 | 1,596 | 1,831 | 3,221 | 1,511 | 1,710 | 206 | 85 | 121 |
| 26 | 2,238 | 1,018 | 1,220 | 2,071 | 939 | 1,132 | 167 | 79 | 88 |
| 27 | 2,043 | 927 | 1,116 | 1,884 | 866 | 1,018 | 159 | 61 | 98 |
| 28 | 3,349 | 1,544 | 1,805 | 3,135 | 1,438 | 1,697 | 214 | 106 | 108 |
| 29 | 1,756 | 794 | 962 | 1,630 | 740 | 890 | 126 | 54 | 72 |
| 25 - 29 | 12,813 | 5,879 | 6,934 | 11,941 | 5,494 | 6,447 | 872 | 385 | 487 |
| 30 | 4,243 | 1,953 | 2,290 | 4,006 | 1,844 | 2,162 | 237 | 109 | 128 |
| 31 | 1,073 | 524 | 549 | 1,011 | 500 | 511 | 62 | 24 | 38 |
| 32 | 2,362 | 1,148 | 1,214 | 2,185 | 1,056 | 1,129 | 177 | 92 | 85 |
| 33 | 1,213 | 605 | 608 | 1,106 | 566 | 540 | 107 | 39 | 68 |
| 34 | 1,269 | 638 | 631 | 1,181 | 597 | 584 | 88 | 41 | 47 |
| 30 - 34 | 10,160 | 4,868 | 5,292 | 9,489 | 4,563 | 4,926 | 671 | 305 | 366 |
| 35 | 2,560 | 1,304 | 1,256 | 2,391 | 1,211 | 1,180 | 169 | 93 | 76 |
| 36 | 1,399 | 659 | 740 | 1,322 | 622 | 700 | 77 | 37 | 40 |
| 37 | 1,337 | 664 | 673 | 1,240 | 620 | 620 | 97 | 44 | 53 |
| 38 | 2,216 | 1,058 | 1,158 | 2,099 | 1,007 | 1,092 | 117 | 51 | 66 |
| 39 | 1,022 | 525 | 497 | 949 | 479 | 470 | 73 | 46 | 27 |
| 35 - 39 | 8,534 | 4,210 | 4,324 | 8,001 | 3,939 | 4,062 | 533 | 271 | 262 |

Table 14.5: Sikonge District Council: Total Population by Age in Single Years, Five Year Age Groups, Sex and Rural-Urban

| Age | Total | | | Rural | | | Urban | | |
|----------------|--------------|--------------|--------------|--------------|--------------|--------------|------------|------------|------------|
| | Both Sexes | Male | Female | Both Sexes | Male | Female | Both Sexes | Male | Female |
| 40 | 2,763 | 1,388 | 1,375 | 2,592 | 1,313 | 1,279 | 171 | 75 | 96 |
| 41 | 598 | 307 | 291 | 568 | 292 | 276 | 30 | 15 | 15 |
| 42 | 1,485 | 800 | 685 | 1,381 | 747 | 634 | 104 | 53 | 51 |
| 43 | 707 | 361 | 346 | 660 | 335 | 325 | 47 | 26 | 21 |
| 44 | 749 | 401 | 348 | 705 | 383 | 322 | 44 | 18 | 26 |
| 40 - 44 | 6,302 | 3,257 | 3,045 | 5,906 | 3,070 | 2,836 | 396 | 187 | 209 |
| 45 | 1,508 | 818 | 690 | 1,419 | 772 | 647 | 89 | 46 | 43 |
| 46 | 731 | 400 | 331 | 688 | 376 | 312 | 43 | 24 | 19 |
| 47 | 574 | 304 | 270 | 521 | 278 | 243 | 53 | 26 | 27 |
| 48 | 1,066 | 563 | 503 | 1,003 | 518 | 485 | 63 | 45 | 18 |
| 49 | 617 | 329 | 288 | 580 | 313 | 267 | 37 | 16 | 21 |
| 45 - 49 | 4,496 | 2,414 | 2,082 | 4,211 | 2,257 | 1,954 | 285 | 157 | 128 |
| 50 | 1,747 | 857 | 890 | 1,673 | 817 | 856 | 74 | 40 | 34 |
| 51 | 525 | 305 | 220 | 491 | 289 | 202 | 34 | 16 | 18 |
| 52 | 785 | 405 | 380 | 743 | 381 | 362 | 42 | 24 | 18 |
| 53 | 418 | 210 | 208 | 394 | 201 | 193 | 24 | 9 | 15 |
| 54 | 538 | 277 | 261 | 501 | 254 | 247 | 37 | 23 | 14 |
| 50 - 54 | 4,013 | 2,054 | 1,959 | 3,802 | 1,942 | 1,860 | 211 | 112 | 99 |
| 55 | 721 | 348 | 373 | 701 | 337 | 364 | 20 | 11 | 9 |
| 56 | 511 | 262 | 249 | 476 | 243 | 233 | 35 | 19 | 16 |
| 57 | 352 | 194 | 158 | 336 | 182 | 154 | 16 | 12 | 4 |
| 58 | 594 | 291 | 303 | 568 | 279 | 289 | 26 | 12 | 14 |
| 59 | 278 | 151 | 127 | 269 | 146 | 123 | 9 | 5 | 4 |
| 55 - 59 | 2,456 | 1,246 | 1,210 | 2,350 | 1,187 | 1,163 | 106 | 59 | 47 |
| 60 | 1,235 | 585 | 650 | 1,177 | 562 | 615 | 58 | 23 | 35 |
| 61 | 208 | 116 | 92 | 193 | 107 | 86 | 15 | 9 | 6 |
| 62 | 492 | 273 | 219 | 475 | 267 | 208 | 17 | 6 | 11 |
| 63 | 317 | 176 | 141 | 299 | 173 | 126 | 18 | 3 | 15 |
| 64 | 264 | 133 | 131 | 250 | 127 | 123 | 14 | 6 | 8 |
| 60 - 64 | 2,516 | 1,283 | 1,233 | 2,394 | 1,236 | 1,158 | 122 | 47 | 75 |
| 65 | 561 | 268 | 293 | 529 | 252 | 277 | 32 | 16 | 16 |
| 66 | 201 | 111 | 90 | 186 | 102 | 84 | 15 | 9 | 6 |
| 67 | 313 | 159 | 154 | 298 | 157 | 141 | 15 | 2 | 13 |
| 68 | 394 | 184 | 210 | 382 | 180 | 202 | 12 | 4 | 8 |
| 69 | 160 | 77 | 83 | 143 | 73 | 70 | 17 | 4 | 13 |
| 65 - 69 | 1,629 | 799 | 830 | 1,538 | 764 | 774 | 91 | 35 | 56 |
| 70 | 1,008 | 485 | 523 | 952 | 463 | 489 | 56 | 22 | 34 |
| 71 | 129 | 71 | 58 | 120 | 66 | 54 | 9 | 5 | 4 |
| 72 | 356 | 183 | 173 | 342 | 173 | 169 | 14 | 10 | 4 |
| 73 | 149 | 96 | 53 | 143 | 91 | 52 | 6 | 5 | 1 |
| 74 | 167 | 97 | 70 | 156 | 92 | 64 | 11 | 5 | 6 |
| 70 - 74 | 1,809 | 932 | 877 | 1,713 | 885 | 828 | 96 | 47 | 49 |
| 75 | 381 | 190 | 191 | 366 | 184 | 182 | 15 | 6 | 9 |
| 76 | 180 | 101 | 79 | 176 | 100 | 76 | 4 | 1 | 3 |
| 77 | 123 | 67 | 56 | 117 | 62 | 55 | 6 | 5 | 1 |
| 78 | 265 | 137 | 128 | 256 | 135 | 121 | 9 | 2 | 7 |
| 79 | 102 | 54 | 48 | 98 | 52 | 46 | 4 | 2 | 2 |
| 75 - 79 | 1,051 | 549 | 502 | 1,013 | 533 | 480 | 38 | 16 | 22 |
| 80+ | 1,794 | 878 | 916 | 1,718 | 852 | 866 | 76 | 26 | 50 |

Table 14.6: Tabora Municipal Council: Total Population by Age in Single Years, Five Year Age Groups, Sex and Rural-Urban

| Age | Total | | | Rural | | | Urban | | |
|----------------|----------------|----------------|----------------|---------------|---------------|---------------|----------------|---------------|---------------|
| | Both Sexes | Male | Female | Both Sexes | Male | Female | Both Sexes | Male | Female |
| Total | 226,999 | 111,361 | 115,638 | 66,391 | 33,703 | 32,688 | 160,608 | 77,658 | 82,950 |
| 0 | 7,320 | 3,599 | 3,721 | 2,572 | 1,243 | 1,329 | 4,748 | 2,356 | 2,392 |
| 1 | 5,476 | 2,744 | 2,732 | 1,960 | 978 | 982 | 3,516 | 1,766 | 1,750 |
| 2 | 6,456 | 3,244 | 3,212 | 2,335 | 1,195 | 1,140 | 4,121 | 2,049 | 2,072 |
| 3 | 6,522 | 3,238 | 3,284 | 2,428 | 1,218 | 1,210 | 4,094 | 2,020 | 2,074 |
| 4 | 6,291 | 3,165 | 3,126 | 2,406 | 1,207 | 1,199 | 3,885 | 1,958 | 1,927 |
| 0 - 4 | 32,065 | 15,990 | 16,075 | 11,701 | 5,841 | 5,860 | 20,364 | 10,149 | 10,215 |
| 5 | 6,190 | 3,138 | 3,052 | 2,266 | 1,179 | 1,087 | 3,924 | 1,959 | 1,965 |
| 6 | 6,252 | 3,144 | 3,108 | 2,352 | 1,181 | 1,171 | 3,900 | 1,963 | 1,937 |
| 7 | 6,523 | 3,299 | 3,224 | 2,354 | 1,196 | 1,158 | 4,169 | 2,103 | 2,066 |
| 8 | 5,768 | 2,810 | 2,958 | 2,049 | 1,058 | 991 | 3,719 | 1,752 | 1,967 |
| 9 | 5,191 | 2,510 | 2,681 | 1,689 | 848 | 841 | 3,502 | 1,662 | 1,840 |
| 5 - 9 | 29,924 | 14,901 | 15,023 | 10,710 | 5,462 | 5,248 | 19,214 | 9,439 | 9,775 |
| 10 | 6,124 | 3,048 | 3,076 | 2,075 | 1,068 | 1,007 | 4,049 | 1,980 | 2,069 |
| 11 | 4,530 | 2,224 | 2,306 | 1,453 | 740 | 713 | 3,077 | 1,484 | 1,593 |
| 12 | 7,381 | 3,600 | 3,781 | 2,333 | 1,159 | 1,174 | 5,048 | 2,441 | 2,607 |
| 13 | 5,230 | 2,603 | 2,627 | 1,601 | 850 | 751 | 3,629 | 1,753 | 1,876 |
| 14 | 5,316 | 2,575 | 2,741 | 1,649 | 812 | 837 | 3,667 | 1,763 | 1,904 |
| 10 - 14 | 28,581 | 14,050 | 14,531 | 9,111 | 4,629 | 4,482 | 19,470 | 9,421 | 10,049 |
| 15 | 5,149 | 2,448 | 2,701 | 1,481 | 790 | 691 | 3,668 | 1,658 | 2,010 |
| 16 | 5,207 | 2,468 | 2,739 | 1,284 | 650 | 634 | 3,923 | 1,818 | 2,105 |
| 17 | 5,055 | 2,515 | 2,540 | 1,157 | 658 | 499 | 3,898 | 1,857 | 2,041 |
| 18 | 6,218 | 2,907 | 3,311 | 1,532 | 793 | 739 | 4,686 | 2,114 | 2,572 |
| 19 | 5,000 | 2,339 | 2,661 | 1,137 | 566 | 571 | 3,863 | 1,773 | 2,090 |
| 15 - 19 | 26,629 | 12,677 | 13,952 | 6,591 | 3,457 | 3,134 | 20,038 | 9,220 | 10,818 |
| 20 | 7,111 | 3,158 | 3,953 | 1,786 | 846 | 940 | 5,325 | 2,312 | 3,013 |
| 21 | 4,090 | 1,972 | 2,118 | 966 | 519 | 447 | 3,124 | 1,453 | 1,671 |
| 22 | 5,901 | 2,750 | 3,151 | 1,419 | 753 | 666 | 4,482 | 1,997 | 2,485 |
| 23 | 4,047 | 1,911 | 2,136 | 924 | 517 | 407 | 3,123 | 1,394 | 1,729 |
| 24 | 4,006 | 1,864 | 2,142 | 856 | 405 | 451 | 3,150 | 1,459 | 1,691 |
| 20 - 24 | 25,155 | 11,655 | 13,500 | 5,951 | 3,040 | 2,911 | 19,204 | 8,615 | 10,589 |
| 25 | 5,076 | 2,413 | 2,663 | 1,255 | 601 | 654 | 3,821 | 1,812 | 2,009 |
| 26 | 3,501 | 1,637 | 1,864 | 688 | 339 | 349 | 2,813 | 1,298 | 1,515 |
| 27 | 3,243 | 1,561 | 1,682 | 715 | 364 | 351 | 2,528 | 1,197 | 1,331 |
| 28 | 4,743 | 2,285 | 2,458 | 1,044 | 487 | 557 | 3,699 | 1,798 | 1,901 |
| 29 | 2,745 | 1,275 | 1,470 | 599 | 287 | 312 | 2,146 | 988 | 1,158 |
| 25 - 29 | 19,308 | 9,171 | 10,137 | 4,301 | 2,078 | 2,223 | 15,007 | 7,093 | 7,914 |
| 30 | 5,495 | 2,657 | 2,838 | 1,396 | 671 | 725 | 4,099 | 1,986 | 2,113 |
| 31 | 1,754 | 886 | 868 | 400 | 229 | 171 | 1,354 | 657 | 697 |
| 32 | 3,782 | 1,896 | 1,886 | 827 | 437 | 390 | 2,955 | 1,459 | 1,496 |
| 33 | 2,061 | 1,005 | 1,056 | 428 | 211 | 217 | 1,633 | 794 | 839 |
| 34 | 2,048 | 1,010 | 1,038 | 432 | 220 | 212 | 1,616 | 790 | 826 |
| 30 - 34 | 15,140 | 7,454 | 7,686 | 3,483 | 1,768 | 1,715 | 11,657 | 5,686 | 5,971 |
| 35 | 3,622 | 1,842 | 1,780 | 924 | 466 | 458 | 2,698 | 1,376 | 1,322 |
| 36 | 2,165 | 1,050 | 1,115 | 475 | 248 | 227 | 1,690 | 802 | 888 |
| 37 | 2,004 | 1,029 | 975 | 502 | 280 | 222 | 1,502 | 749 | 753 |
| 38 | 2,742 | 1,387 | 1,355 | 726 | 392 | 334 | 2,016 | 995 | 1,021 |
| 39 | 1,575 | 749 | 826 | 361 | 162 | 199 | 1,214 | 587 | 627 |
| 35 - 39 | 12,108 | 6,057 | 6,051 | 2,988 | 1,548 | 1,440 | 9,120 | 4,509 | 4,611 |

Table 14.6: Tabora Municipal Council: Total Population by Age in Single Years, Five Year Age Groups, Sex and Rural-Urban

| Age | Total | | | Rural | | | Urban | | |
|----------------|--------------|--------------|--------------|--------------|--------------|--------------|--------------|--------------|--------------|
| | Both Sexes | Male | Female | Both Sexes | Male | Female | Both Sexes | Male | Female |
| 40 | 3,580 | 1,868 | 1,712 | 945 | 467 | 478 | 2,635 | 1,401 | 1,234 |
| 41 | 965 | 507 | 458 | 237 | 118 | 119 | 728 | 389 | 339 |
| 42 | 2,165 | 1,152 | 1,013 | 524 | 278 | 246 | 1,641 | 874 | 767 |
| 43 | 1,159 | 598 | 561 | 272 | 143 | 129 | 887 | 455 | 432 |
| 44 | 1,172 | 622 | 550 | 312 | 164 | 148 | 860 | 458 | 402 |
| 40 - 44 | 9,041 | 4,747 | 4,294 | 2,290 | 1,170 | 1,120 | 6,751 | 3,577 | 3,174 |
| 45 | 2,152 | 1,141 | 1,011 | 591 | 299 | 292 | 1,561 | 842 | 719 |
| 46 | 1,126 | 582 | 544 | 302 | 152 | 150 | 824 | 430 | 394 |
| 47 | 999 | 525 | 474 | 259 | 126 | 133 | 740 | 399 | 341 |
| 48 | 1,585 | 774 | 811 | 442 | 203 | 239 | 1,143 | 571 | 572 |
| 49 | 911 | 454 | 457 | 237 | 120 | 117 | 674 | 334 | 340 |
| 45 - 49 | 6,773 | 3,476 | 3,297 | 1,831 | 900 | 931 | 4,942 | 2,576 | 2,366 |
| 50 | 2,254 | 1,075 | 1,179 | 664 | 324 | 340 | 1,590 | 751 | 839 |
| 51 | 800 | 447 | 353 | 210 | 114 | 96 | 590 | 333 | 257 |
| 52 | 1,352 | 756 | 596 | 360 | 189 | 171 | 992 | 567 | 425 |
| 53 | 795 | 432 | 363 | 172 | 86 | 86 | 623 | 346 | 277 |
| 54 | 954 | 533 | 421 | 276 | 152 | 124 | 678 | 381 | 297 |
| 50 - 54 | 6,155 | 3,243 | 2,912 | 1,682 | 865 | 817 | 4,473 | 2,378 | 2,095 |
| 55 | 1,092 | 552 | 540 | 346 | 166 | 180 | 746 | 386 | 360 |
| 56 | 811 | 420 | 391 | 222 | 119 | 103 | 589 | 301 | 288 |
| 57 | 599 | 322 | 277 | 171 | 90 | 81 | 428 | 232 | 196 |
| 58 | 955 | 517 | 438 | 295 | 150 | 145 | 660 | 367 | 293 |
| 59 | 459 | 234 | 225 | 128 | 65 | 63 | 331 | 169 | 162 |
| 55 - 59 | 3,916 | 2,045 | 1,871 | 1,162 | 590 | 572 | 2,754 | 1,455 | 1,299 |
| 60 | 1,665 | 787 | 878 | 605 | 295 | 310 | 1,060 | 492 | 568 |
| 61 | 338 | 186 | 152 | 113 | 63 | 50 | 225 | 123 | 102 |
| 62 | 728 | 395 | 333 | 238 | 126 | 112 | 490 | 269 | 221 |
| 63 | 468 | 235 | 233 | 134 | 68 | 66 | 334 | 167 | 167 |
| 64 | 486 | 266 | 220 | 152 | 75 | 77 | 334 | 191 | 143 |
| 60 - 64 | 3,685 | 1,869 | 1,816 | 1,242 | 627 | 615 | 2,443 | 1,242 | 1,201 |
| 65 | 849 | 421 | 428 | 326 | 160 | 166 | 523 | 261 | 262 |
| 66 | 323 | 185 | 138 | 110 | 67 | 43 | 213 | 118 | 95 |
| 67 | 410 | 232 | 178 | 135 | 80 | 55 | 275 | 152 | 123 |
| 68 | 485 | 228 | 257 | 172 | 88 | 84 | 313 | 140 | 173 |
| 69 | 236 | 115 | 121 | 75 | 39 | 36 | 161 | 76 | 85 |
| 65 - 69 | 2,303 | 1,181 | 1,122 | 818 | 434 | 384 | 1,485 | 747 | 738 |
| 70 | 1,243 | 546 | 697 | 502 | 262 | 240 | 741 | 284 | 457 |
| 71 | 213 | 105 | 108 | 67 | 36 | 31 | 146 | 69 | 77 |
| 72 | 485 | 238 | 247 | 187 | 96 | 91 | 298 | 142 | 156 |
| 73 | 247 | 126 | 121 | 81 | 47 | 34 | 166 | 79 | 87 |
| 74 | 254 | 149 | 105 | 106 | 65 | 41 | 148 | 84 | 64 |
| 70 - 74 | 2,442 | 1,164 | 1,278 | 943 | 506 | 437 | 1,499 | 658 | 841 |
| 75 | 519 | 231 | 288 | 233 | 115 | 118 | 286 | 116 | 170 |
| 76 | 254 | 140 | 114 | 122 | 68 | 54 | 132 | 72 | 60 |
| 77 | 144 | 75 | 69 | 59 | 37 | 22 | 85 | 38 | 47 |
| 78 | 286 | 129 | 157 | 113 | 57 | 56 | 173 | 72 | 101 |
| 79 | 154 | 82 | 72 | 60 | 31 | 29 | 94 | 51 | 43 |
| 75 - 79 | 1,357 | 657 | 700 | 587 | 308 | 279 | 770 | 349 | 421 |
| 80+ | 2,417 | 1,024 | 1,393 | 1,000 | 480 | 520 | 1,417 | 544 | 873 |

Table 14.7: Kaliua District Council: Total Population by Age in Single Years, Five Year Age Groups, Sex and Rural-Urban

| Age | Total | | | Rural | | | Urban | | |
|----------------|----------------|----------------|----------------|----------------|----------------|----------------|--------------|--------------|--------------|
| | Both Sexes | Male | Female | Both Sexes | Male | Female | Both Sexes | Male | Female |
| Total | 393,358 | 196,369 | 196,989 | 391,128 | 195,274 | 195,854 | 2,230 | 1,095 | 1,135 |
| 0 | 15,352 | 7,636 | 7,716 | 15,284 | 7,598 | 7,686 | 68 | 38 | 30 |
| 1 | 14,620 | 7,303 | 7,317 | 14,562 | 7,272 | 7,290 | 58 | 31 | 27 |
| 2 | 16,808 | 8,414 | 8,394 | 16,737 | 8,378 | 8,359 | 71 | 36 | 35 |
| 3 | 16,234 | 8,299 | 7,935 | 16,182 | 8,268 | 7,914 | 52 | 31 | 21 |
| 4 | 15,723 | 7,889 | 7,834 | 15,667 | 7,862 | 7,805 | 56 | 27 | 29 |
| 0 - 4 | 78,737 | 39,541 | 39,196 | 78,432 | 39,378 | 39,054 | 305 | 163 | 142 |
| 5 | 14,751 | 7,618 | 7,133 | 14,697 | 7,597 | 7,100 | 54 | 21 | 33 |
| 6 | 14,530 | 7,272 | 7,258 | 14,456 | 7,239 | 7,217 | 74 | 33 | 41 |
| 7 | 13,874 | 7,106 | 6,768 | 13,825 | 7,083 | 6,742 | 49 | 23 | 26 |
| 8 | 13,196 | 6,635 | 6,561 | 13,152 | 6,614 | 6,538 | 44 | 21 | 23 |
| 9 | 10,805 | 5,478 | 5,327 | 10,765 | 5,456 | 5,309 | 40 | 22 | 18 |
| 5 - 9 | 67,156 | 34,109 | 33,047 | 66,895 | 33,989 | 32,906 | 261 | 120 | 141 |
| 10 | 13,216 | 6,749 | 6,467 | 13,162 | 6,726 | 6,436 | 54 | 23 | 31 |
| 11 | 8,441 | 4,254 | 4,187 | 8,400 | 4,240 | 4,160 | 41 | 14 | 27 |
| 12 | 13,262 | 6,862 | 6,400 | 13,202 | 6,830 | 6,372 | 60 | 32 | 28 |
| 13 | 9,003 | 4,594 | 4,409 | 8,941 | 4,563 | 4,378 | 62 | 31 | 31 |
| 14 | 9,424 | 4,773 | 4,651 | 9,379 | 4,755 | 4,624 | 45 | 18 | 27 |
| 10 - 14 | 53,346 | 27,232 | 26,114 | 53,084 | 27,114 | 25,970 | 262 | 118 | 144 |
| 15 | 8,620 | 4,488 | 4,132 | 8,558 | 4,451 | 4,107 | 62 | 37 | 25 |
| 16 | 8,286 | 4,164 | 4,122 | 8,224 | 4,132 | 4,092 | 62 | 32 | 30 |
| 17 | 7,541 | 3,825 | 3,716 | 7,492 | 3,803 | 3,689 | 49 | 22 | 27 |
| 18 | 10,010 | 4,709 | 5,301 | 9,939 | 4,673 | 5,266 | 71 | 36 | 35 |
| 19 | 6,565 | 3,004 | 3,561 | 6,512 | 2,979 | 3,533 | 53 | 25 | 28 |
| 15 - 19 | 41,022 | 20,190 | 20,832 | 40,725 | 20,038 | 20,687 | 297 | 152 | 145 |
| 20 | 11,119 | 4,937 | 6,182 | 11,040 | 4,898 | 6,142 | 79 | 39 | 40 |
| 21 | 5,032 | 2,450 | 2,582 | 4,999 | 2,432 | 2,567 | 33 | 18 | 15 |
| 22 | 7,614 | 3,576 | 4,038 | 7,572 | 3,555 | 4,017 | 42 | 21 | 21 |
| 23 | 4,733 | 2,213 | 2,520 | 4,699 | 2,198 | 2,501 | 34 | 15 | 19 |
| 24 | 5,324 | 2,470 | 2,854 | 5,279 | 2,450 | 2,829 | 45 | 20 | 25 |
| 20 - 24 | 33,822 | 15,646 | 18,176 | 33,589 | 15,533 | 18,056 | 233 | 113 | 120 |
| 25 | 7,808 | 3,581 | 4,227 | 7,762 | 3,557 | 4,205 | 46 | 24 | 22 |
| 26 | 4,728 | 2,211 | 2,517 | 4,686 | 2,189 | 2,497 | 42 | 22 | 20 |
| 27 | 4,526 | 2,190 | 2,336 | 4,485 | 2,177 | 2,308 | 41 | 13 | 28 |
| 28 | 7,009 | 3,083 | 3,926 | 6,964 | 3,061 | 3,903 | 45 | 22 | 23 |
| 29 | 3,778 | 1,671 | 2,107 | 3,752 | 1,659 | 2,093 | 26 | 12 | 14 |
| 25 - 29 | 27,849 | 12,736 | 15,113 | 27,649 | 12,643 | 15,006 | 200 | 93 | 107 |
| 30 | 9,681 | 4,451 | 5,230 | 9,615 | 4,417 | 5,198 | 66 | 34 | 32 |
| 31 | 2,402 | 1,197 | 1,205 | 2,377 | 1,183 | 1,194 | 25 | 14 | 11 |
| 32 | 4,976 | 2,546 | 2,430 | 4,937 | 2,522 | 2,415 | 39 | 24 | 15 |
| 33 | 2,590 | 1,328 | 1,262 | 2,564 | 1,314 | 1,250 | 26 | 14 | 12 |
| 34 | 2,732 | 1,410 | 1,322 | 2,710 | 1,398 | 1,312 | 22 | 12 | 10 |
| 30 - 34 | 22,381 | 10,932 | 11,449 | 22,203 | 10,834 | 11,369 | 178 | 98 | 80 |
| 35 | 5,634 | 2,863 | 2,771 | 5,596 | 2,848 | 2,748 | 38 | 15 | 23 |
| 36 | 3,102 | 1,591 | 1,511 | 3,077 | 1,583 | 1,494 | 25 | 8 | 17 |
| 37 | 2,649 | 1,359 | 1,290 | 2,635 | 1,352 | 1,283 | 14 | 7 | 7 |
| 38 | 4,324 | 2,133 | 2,191 | 4,298 | 2,124 | 2,174 | 26 | 9 | 17 |
| 39 | 2,181 | 1,062 | 1,119 | 2,162 | 1,056 | 1,106 | 19 | 6 | 13 |
| 35 - 39 | 17,890 | 9,008 | 8,882 | 17,768 | 8,963 | 8,805 | 122 | 45 | 77 |

Table 14.7: Kaliua District Council: Total Population by Age in Single Years, Five Year Age Groups, Sex and Rural-Urban

| Age | Total | | | Rural | | | Urban | | |
|----------------|---------------|--------------|--------------|---------------|--------------|--------------|------------|-----------|-----------|
| | Both Sexes | Male | Female | Both Sexes | Male | Female | Both Sexes | Male | Female |
| 40 | 6,367 | 3,197 | 3,170 | 6,325 | 3,173 | 3,152 | 42 | 24 | 18 |
| 41 | 1,304 | 717 | 587 | 1,296 | 712 | 584 | 8 | 5 | 3 |
| 42 | 2,818 | 1,520 | 1,298 | 2,799 | 1,508 | 1,291 | 19 | 12 | 7 |
| 43 | 1,268 | 651 | 617 | 1,256 | 645 | 611 | 12 | 6 | 6 |
| 44 | 1,469 | 824 | 645 | 1,457 | 816 | 641 | 12 | 8 | 4 |
| 40 - 44 | 13,226 | 6,909 | 6,317 | 13,133 | 6,854 | 6,279 | 93 | 55 | 38 |
| 45 | 3,258 | 1,635 | 1,623 | 3,236 | 1,623 | 1,613 | 22 | 12 | 10 |
| 46 | 1,346 | 749 | 597 | 1,332 | 738 | 594 | 14 | 11 | 3 |
| 47 | 1,184 | 633 | 551 | 1,176 | 629 | 547 | 8 | 4 | 4 |
| 48 | 2,267 | 1,172 | 1,095 | 2,248 | 1,164 | 1,084 | 19 | 8 | 11 |
| 49 | 1,087 | 580 | 507 | 1,082 | 577 | 505 | 5 | 3 | 2 |
| 45 - 49 | 9,142 | 4,769 | 4,373 | 9,074 | 4,731 | 4,343 | 68 | 38 | 30 |
| 50 | 4,132 | 1,944 | 2,188 | 4,109 | 1,934 | 2,175 | 23 | 10 | 13 |
| 51 | 1,055 | 625 | 430 | 1,044 | 619 | 425 | 11 | 6 | 5 |
| 52 | 1,584 | 860 | 724 | 1,574 | 854 | 720 | 10 | 6 | 4 |
| 53 | 723 | 375 | 348 | 717 | 371 | 346 | 6 | 4 | 2 |
| 54 | 971 | 556 | 415 | 964 | 550 | 414 | 7 | 6 | 1 |
| 50 - 54 | 8,465 | 4,360 | 4,105 | 8,408 | 4,328 | 4,080 | 57 | 32 | 25 |
| 55 | 1,510 | 756 | 754 | 1,505 | 755 | 750 | 5 | 1 | 4 |
| 56 | 915 | 488 | 427 | 909 | 484 | 425 | 6 | 4 | 2 |
| 57 | 669 | 379 | 290 | 666 | 377 | 289 | 3 | 2 | 1 |
| 58 | 1,136 | 614 | 522 | 1,133 | 613 | 520 | 3 | 1 | 2 |
| 59 | 473 | 256 | 217 | 466 | 252 | 214 | 7 | 4 | 3 |
| 55 - 59 | 4,703 | 2,493 | 2,210 | 4,679 | 2,481 | 2,198 | 24 | 12 | 12 |
| 60 | 2,775 | 1,401 | 1,374 | 2,759 | 1,397 | 1,362 | 16 | 4 | 12 |
| 61 | 416 | 253 | 163 | 415 | 253 | 162 | 1 | 0 | 1 |
| 62 | 900 | 514 | 386 | 894 | 511 | 383 | 6 | 3 | 3 |
| 63 | 530 | 307 | 223 | 524 | 304 | 220 | 6 | 3 | 3 |
| 64 | 501 | 310 | 191 | 498 | 310 | 188 | 3 | 0 | 3 |
| 60 - 64 | 5,122 | 2,785 | 2,337 | 5,090 | 2,775 | 2,315 | 32 | 10 | 22 |
| 65 | 1,180 | 640 | 540 | 1,165 | 635 | 530 | 15 | 5 | 10 |
| 66 | 360 | 214 | 146 | 357 | 211 | 146 | 3 | 3 | 0 |
| 67 | 493 | 277 | 216 | 491 | 276 | 215 | 2 | 1 | 1 |
| 68 | 642 | 336 | 306 | 638 | 334 | 304 | 4 | 2 | 2 |
| 69 | 275 | 166 | 109 | 274 | 166 | 108 | 1 | 0 | 1 |
| 65 - 69 | 2,950 | 1,633 | 1,317 | 2,925 | 1,622 | 1,303 | 25 | 11 | 14 |
| 70 | 1,888 | 943 | 945 | 1,861 | 931 | 930 | 27 | 12 | 15 |
| 71 | 192 | 115 | 77 | 191 | 115 | 76 | 1 | 0 | 1 |
| 72 | 556 | 318 | 238 | 552 | 316 | 236 | 4 | 2 | 2 |
| 73 | 213 | 128 | 85 | 211 | 126 | 85 | 2 | 2 | 0 |
| 74 | 240 | 139 | 101 | 238 | 138 | 100 | 2 | 1 | 1 |
| 70 - 74 | 3,089 | 1,643 | 1,446 | 3,053 | 1,626 | 1,427 | 36 | 17 | 19 |
| 75 | 628 | 322 | 306 | 625 | 322 | 303 | 3 | 0 | 3 |
| 76 | 241 | 127 | 114 | 239 | 127 | 112 | 2 | 0 | 2 |
| 77 | 186 | 120 | 66 | 184 | 119 | 65 | 2 | 1 | 1 |
| 78 | 337 | 198 | 139 | 334 | 195 | 139 | 3 | 3 | 0 |
| 79 | 156 | 92 | 64 | 155 | 92 | 63 | 1 | 0 | 1 |
| 75 - 79 | 1,548 | 859 | 689 | 1,537 | 855 | 682 | 11 | 4 | 7 |
| 80+ | 2,910 | 1,524 | 1,386 | 2,884 | 1,510 | 1,374 | 26 | 14 | 12 |

Table 15.0: Rukwa Region: Total Population by Age in Single Years, Five Year Age Groups, Sex and Rural-Urban

| Age | Total | | | Rural | | | Urban | | |
|----------------|------------------|----------------|----------------|----------------|----------------|----------------|----------------|----------------|----------------|
| | Both Sexes | Male | Female | Both Sexes | Male | Female | Both Sexes | Male | Female |
| Total | 1,004,539 | 487,311 | 517,228 | 768,002 | 374,572 | 393,430 | 236,537 | 112,739 | 123,798 |
| 0 | 42,330 | 20,883 | 21,447 | 33,507 | 16,553 | 16,954 | 8,823 | 4,330 | 4,493 |
| 1 | 36,932 | 18,184 | 18,748 | 29,527 | 14,483 | 15,044 | 7,405 | 3,701 | 3,704 |
| 2 | 41,127 | 20,265 | 20,862 | 32,841 | 16,200 | 16,641 | 8,286 | 4,065 | 4,221 |
| 3 | 39,694 | 19,805 | 19,889 | 31,739 | 15,815 | 15,924 | 7,955 | 3,990 | 3,965 |
| 4 | 38,176 | 18,902 | 19,274 | 30,413 | 15,079 | 15,334 | 7,763 | 3,823 | 3,940 |
| 0 - 4 | 198,259 | 98,039 | 100,220 | 158,027 | 78,130 | 79,897 | 40,232 | 19,909 | 20,323 |
| 5 | 37,976 | 19,084 | 18,892 | 30,196 | 15,246 | 14,950 | 7,780 | 3,838 | 3,942 |
| 6 | 37,476 | 18,380 | 19,096 | 29,801 | 14,711 | 15,090 | 7,675 | 3,669 | 4,006 |
| 7 | 35,314 | 17,795 | 17,519 | 27,925 | 14,110 | 13,815 | 7,389 | 3,685 | 3,704 |
| 8 | 33,793 | 16,462 | 17,331 | 26,844 | 13,123 | 13,721 | 6,949 | 3,339 | 3,610 |
| 9 | 27,445 | 13,536 | 13,909 | 21,294 | 10,561 | 10,733 | 6,151 | 2,975 | 3,176 |
| 5 - 9 | 172,004 | 85,257 | 86,747 | 136,060 | 67,751 | 68,309 | 35,944 | 17,506 | 18,438 |
| 10 | 33,744 | 16,707 | 17,037 | 26,561 | 13,174 | 13,387 | 7,183 | 3,533 | 3,650 |
| 11 | 21,297 | 10,336 | 10,961 | 16,186 | 7,912 | 8,274 | 5,111 | 2,424 | 2,687 |
| 12 | 36,867 | 18,421 | 18,446 | 28,566 | 14,388 | 14,178 | 8,301 | 4,033 | 4,268 |
| 13 | 21,398 | 10,624 | 10,774 | 16,066 | 8,058 | 8,008 | 5,332 | 2,566 | 2,766 |
| 14 | 23,424 | 11,381 | 12,043 | 17,480 | 8,662 | 8,818 | 5,944 | 2,719 | 3,225 |
| 10 - 14 | 136,730 | 67,469 | 69,261 | 104,859 | 52,194 | 52,665 | 31,871 | 15,275 | 16,596 |
| 15 | 21,596 | 10,827 | 10,769 | 16,127 | 8,250 | 7,877 | 5,469 | 2,577 | 2,892 |
| 16 | 20,553 | 9,986 | 10,567 | 14,937 | 7,426 | 7,511 | 5,616 | 2,560 | 3,056 |
| 17 | 17,577 | 8,496 | 9,081 | 12,389 | 6,056 | 6,333 | 5,188 | 2,440 | 2,748 |
| 18 | 23,652 | 10,794 | 12,858 | 17,411 | 7,925 | 9,486 | 6,241 | 2,869 | 3,372 |
| 19 | 17,143 | 7,327 | 9,816 | 12,240 | 5,101 | 7,139 | 4,903 | 2,226 | 2,677 |
| 15 - 19 | 100,521 | 47,430 | 53,091 | 73,104 | 34,758 | 38,346 | 27,417 | 12,672 | 14,745 |
| 20 | 25,298 | 10,345 | 14,953 | 18,838 | 7,600 | 11,238 | 6,460 | 2,745 | 3,715 |
| 21 | 12,848 | 5,822 | 7,026 | 9,119 | 4,157 | 4,962 | 3,729 | 1,665 | 2,064 |
| 22 | 19,495 | 8,764 | 10,731 | 14,112 | 6,332 | 7,780 | 5,383 | 2,432 | 2,951 |
| 23 | 13,153 | 6,144 | 7,009 | 9,423 | 4,402 | 5,021 | 3,730 | 1,742 | 1,988 |
| 24 | 13,991 | 6,405 | 7,586 | 10,155 | 4,665 | 5,490 | 3,836 | 1,740 | 2,096 |
| 20 - 24 | 84,785 | 37,480 | 47,305 | 61,647 | 27,156 | 34,491 | 23,138 | 10,324 | 12,814 |
| 25 | 19,367 | 8,875 | 10,492 | 14,600 | 6,762 | 7,838 | 4,767 | 2,113 | 2,654 |
| 26 | 13,334 | 6,112 | 7,222 | 9,843 | 4,551 | 5,292 | 3,491 | 1,561 | 1,930 |
| 27 | 12,326 | 5,832 | 6,494 | 9,079 | 4,310 | 4,769 | 3,247 | 1,522 | 1,725 |
| 28 | 18,518 | 8,285 | 10,233 | 13,832 | 6,166 | 7,666 | 4,686 | 2,119 | 2,567 |
| 29 | 10,524 | 4,820 | 5,704 | 7,751 | 3,587 | 4,164 | 2,773 | 1,233 | 1,540 |
| 25 - 29 | 74,069 | 33,924 | 40,145 | 55,105 | 25,376 | 29,729 | 18,964 | 8,548 | 10,416 |
| 30 | 22,871 | 10,512 | 12,359 | 17,335 | 7,918 | 9,417 | 5,536 | 2,594 | 2,942 |
| 31 | 7,123 | 3,570 | 3,553 | 5,276 | 2,670 | 2,606 | 1,847 | 900 | 947 |
| 32 | 14,483 | 7,043 | 7,440 | 10,566 | 5,182 | 5,384 | 3,917 | 1,861 | 2,056 |
| 33 | 7,598 | 3,855 | 3,743 | 5,454 | 2,870 | 2,584 | 2,144 | 985 | 1,159 |
| 34 | 7,534 | 3,778 | 3,756 | 5,542 | 2,812 | 2,730 | 1,992 | 966 | 1,026 |
| 30 - 34 | 59,609 | 28,758 | 30,851 | 44,173 | 21,452 | 22,721 | 15,436 | 7,306 | 8,130 |
| 35 | 14,181 | 7,228 | 6,953 | 10,629 | 5,405 | 5,224 | 3,552 | 1,823 | 1,729 |
| 36 | 8,376 | 4,125 | 4,251 | 6,190 | 3,080 | 3,110 | 2,186 | 1,045 | 1,141 |
| 37 | 7,131 | 3,665 | 3,466 | 5,236 | 2,729 | 2,507 | 1,895 | 936 | 959 |
| 38 | 10,995 | 5,186 | 5,809 | 8,308 | 3,948 | 4,360 | 2,687 | 1,238 | 1,449 |
| 39 | 5,888 | 2,905 | 2,983 | 4,285 | 2,128 | 2,157 | 1,603 | 777 | 826 |
| 35 - 39 | 46,571 | 23,109 | 23,462 | 34,648 | 17,290 | 17,358 | 11,923 | 5,819 | 6,104 |

Table 15.0: Rukwa Region: Total Population by Age in Single Years, Five Year Age Groups, Sex and Rural-Urban

| Age | Total | | | Rural | | | Urban | | |
|----------------|---------------|---------------|---------------|---------------|---------------|---------------|--------------|--------------|--------------|
| | Both Sexes | Male | Female | Both Sexes | Male | Female | Both Sexes | Male | Female |
| 40 | 14,012 | 6,827 | 7,185 | 10,791 | 5,155 | 5,636 | 3,221 | 1,672 | 1,549 |
| 41 | 3,768 | 1,987 | 1,781 | 2,816 | 1,474 | 1,342 | 952 | 513 | 439 |
| 42 | 7,621 | 3,950 | 3,671 | 5,711 | 3,016 | 2,695 | 1,910 | 934 | 976 |
| 43 | 3,788 | 1,912 | 1,876 | 2,729 | 1,400 | 1,329 | 1,059 | 512 | 547 |
| 44 | 4,060 | 2,075 | 1,985 | 2,998 | 1,568 | 1,430 | 1,062 | 507 | 555 |
| 40 - 44 | 33,249 | 16,751 | 16,498 | 25,045 | 12,613 | 12,432 | 8,204 | 4,138 | 4,066 |
| 45 | 7,993 | 4,043 | 3,950 | 6,153 | 3,114 | 3,039 | 1,840 | 929 | 911 |
| 46 | 4,167 | 2,115 | 2,052 | 3,121 | 1,598 | 1,523 | 1,046 | 517 | 529 |
| 47 | 3,457 | 1,781 | 1,676 | 2,569 | 1,345 | 1,224 | 888 | 436 | 452 |
| 48 | 5,774 | 2,734 | 3,040 | 4,327 | 2,061 | 2,266 | 1,447 | 673 | 774 |
| 49 | 3,284 | 1,697 | 1,587 | 2,463 | 1,304 | 1,159 | 821 | 393 | 428 |
| 45 - 49 | 24,675 | 12,370 | 12,305 | 18,633 | 9,422 | 9,211 | 6,042 | 2,948 | 3,094 |
| 50 | 8,459 | 3,750 | 4,709 | 6,571 | 2,909 | 3,662 | 1,888 | 841 | 1,047 |
| 51 | 2,834 | 1,560 | 1,274 | 2,114 | 1,173 | 941 | 720 | 387 | 333 |
| 52 | 4,605 | 2,336 | 2,269 | 3,478 | 1,775 | 1,703 | 1,127 | 561 | 566 |
| 53 | 2,186 | 1,169 | 1,017 | 1,629 | 898 | 731 | 557 | 271 | 286 |
| 54 | 2,984 | 1,615 | 1,369 | 2,239 | 1,209 | 1,030 | 745 | 406 | 339 |
| 50 - 54 | 21,068 | 10,430 | 10,638 | 16,031 | 7,964 | 8,067 | 5,037 | 2,466 | 2,571 |
| 55 | 3,807 | 1,870 | 1,937 | 2,925 | 1,448 | 1,477 | 882 | 422 | 460 |
| 56 | 2,836 | 1,517 | 1,319 | 2,129 | 1,166 | 963 | 707 | 351 | 356 |
| 57 | 2,008 | 1,098 | 910 | 1,496 | 829 | 667 | 512 | 269 | 243 |
| 58 | 3,270 | 1,578 | 1,692 | 2,447 | 1,181 | 1,266 | 823 | 397 | 426 |
| 59 | 1,545 | 829 | 716 | 1,121 | 612 | 509 | 424 | 217 | 207 |
| 55 - 59 | 13,466 | 6,892 | 6,574 | 10,118 | 5,236 | 4,882 | 3,348 | 1,656 | 1,692 |
| 60 | 6,546 | 2,962 | 3,584 | 5,126 | 2,330 | 2,796 | 1,420 | 632 | 788 |
| 61 | 1,528 | 843 | 685 | 1,141 | 632 | 509 | 387 | 211 | 176 |
| 62 | 2,637 | 1,429 | 1,208 | 2,033 | 1,127 | 906 | 604 | 302 | 302 |
| 63 | 1,539 | 855 | 684 | 1,158 | 654 | 504 | 381 | 201 | 180 |
| 64 | 1,509 | 834 | 675 | 1,117 | 611 | 506 | 392 | 223 | 169 |
| 60 - 64 | 13,759 | 6,923 | 6,836 | 10,575 | 5,354 | 5,221 | 3,184 | 1,569 | 1,615 |
| 65 | 2,962 | 1,387 | 1,575 | 2,316 | 1,074 | 1,242 | 646 | 313 | 333 |
| 66 | 1,047 | 550 | 497 | 773 | 407 | 366 | 274 | 143 | 131 |
| 67 | 1,323 | 700 | 623 | 1,019 | 544 | 475 | 304 | 156 | 148 |
| 68 | 1,712 | 779 | 933 | 1,306 | 605 | 701 | 406 | 174 | 232 |
| 69 | 699 | 351 | 348 | 532 | 278 | 254 | 167 | 73 | 94 |
| 65 - 69 | 7,743 | 3,767 | 3,976 | 5,946 | 2,908 | 3,038 | 1,797 | 859 | 938 |
| 70 | 3,956 | 1,727 | 2,229 | 3,104 | 1,381 | 1,723 | 852 | 346 | 506 |
| 71 | 530 | 283 | 247 | 399 | 218 | 181 | 131 | 65 | 66 |
| 72 | 1,277 | 688 | 589 | 998 | 543 | 455 | 279 | 145 | 134 |
| 73 | 670 | 355 | 315 | 521 | 281 | 240 | 149 | 74 | 75 |
| 74 | 648 | 340 | 308 | 496 | 257 | 239 | 152 | 83 | 69 |
| 70 - 74 | 7,081 | 3,393 | 3,688 | 5,518 | 2,680 | 2,838 | 1,563 | 713 | 850 |
| 75 | 1,492 | 692 | 800 | 1,187 | 568 | 619 | 305 | 124 | 181 |
| 76 | 778 | 403 | 375 | 584 | 306 | 278 | 194 | 97 | 97 |
| 77 | 456 | 252 | 204 | 327 | 183 | 144 | 129 | 69 | 60 |
| 78 | 1,058 | 550 | 508 | 810 | 432 | 378 | 248 | 118 | 130 |
| 79 | 520 | 294 | 226 | 407 | 238 | 169 | 113 | 56 | 57 |
| 75 - 79 | 4,304 | 2,191 | 2,113 | 3,315 | 1,727 | 1,588 | 989 | 464 | 525 |
| 80+ | 6,646 | 3,128 | 3,518 | 5,198 | 2,561 | 2,637 | 1,448 | 567 | 881 |

Table 15.1: Kalambo District Council: Total Population by Age in Single Years, Five Year Age Groups, Sex and Rural-Urban

| Age | Total | | | Rural | | | Urban | | |
|----------------|----------------|----------------|----------------|----------------|---------------|----------------|--------------|--------------|--------------|
| | Both Sexes | Male | Female | Both Sexes | Male | Female | Both Sexes | Male | Female |
| Total | 207,700 | 100,474 | 107,226 | 204,768 | 99,080 | 105,688 | 2,932 | 1,394 | 1,538 |
| 0 | 9,002 | 4,465 | 4,537 | 8,865 | 4,390 | 4,475 | 137 | 75 | 62 |
| 1 | 8,236 | 3,993 | 4,243 | 8,121 | 3,939 | 4,182 | 115 | 54 | 61 |
| 2 | 8,941 | 4,349 | 4,592 | 8,851 | 4,304 | 4,547 | 90 | 45 | 45 |
| 3 | 8,450 | 4,235 | 4,215 | 8,355 | 4,180 | 4,175 | 95 | 55 | 40 |
| 4 | 8,290 | 4,119 | 4,171 | 8,181 | 4,065 | 4,116 | 109 | 54 | 55 |
| 0 - 4 | 42,919 | 21,161 | 21,758 | 42,373 | 20,878 | 21,495 | 546 | 283 | 263 |
| 5 | 8,067 | 4,097 | 3,970 | 7,948 | 4,047 | 3,901 | 119 | 50 | 69 |
| 6 | 7,995 | 4,029 | 3,966 | 7,909 | 3,984 | 3,925 | 86 | 45 | 41 |
| 7 | 7,461 | 3,784 | 3,677 | 7,355 | 3,731 | 3,624 | 106 | 53 | 53 |
| 8 | 7,207 | 3,543 | 3,664 | 7,112 | 3,499 | 3,613 | 95 | 44 | 51 |
| 9 | 5,670 | 2,824 | 2,846 | 5,590 | 2,789 | 2,801 | 80 | 35 | 45 |
| 5 - 9 | 36,400 | 18,277 | 18,123 | 35,914 | 18,050 | 17,864 | 486 | 227 | 259 |
| 10 | 7,106 | 3,511 | 3,595 | 7,003 | 3,457 | 3,546 | 103 | 54 | 49 |
| 11 | 4,482 | 2,206 | 2,276 | 4,401 | 2,169 | 2,232 | 81 | 37 | 44 |
| 12 | 7,928 | 4,021 | 3,907 | 7,819 | 3,969 | 3,850 | 109 | 52 | 57 |
| 13 | 4,350 | 2,207 | 2,143 | 4,284 | 2,170 | 2,114 | 66 | 37 | 29 |
| 14 | 4,778 | 2,302 | 2,476 | 4,698 | 2,259 | 2,439 | 80 | 43 | 37 |
| 10 - 14 | 28,644 | 14,247 | 14,397 | 28,205 | 14,024 | 14,181 | 439 | 223 | 216 |
| 15 | 4,479 | 2,285 | 2,194 | 4,422 | 2,255 | 2,167 | 57 | 30 | 27 |
| 16 | 3,957 | 2,023 | 1,934 | 3,902 | 1,996 | 1,906 | 55 | 27 | 28 |
| 17 | 3,327 | 1,606 | 1,721 | 3,269 | 1,584 | 1,685 | 58 | 22 | 36 |
| 18 | 4,885 | 2,151 | 2,734 | 4,826 | 2,122 | 2,704 | 59 | 29 | 30 |
| 19 | 3,295 | 1,288 | 2,007 | 3,244 | 1,262 | 1,982 | 51 | 26 | 25 |
| 15 - 19 | 19,943 | 9,353 | 10,590 | 19,663 | 9,219 | 10,444 | 280 | 134 | 146 |
| 20 | 5,220 | 2,030 | 3,190 | 5,160 | 2,009 | 3,151 | 60 | 21 | 39 |
| 21 | 2,443 | 1,051 | 1,392 | 2,403 | 1,033 | 1,370 | 40 | 18 | 22 |
| 22 | 3,898 | 1,714 | 2,184 | 3,848 | 1,695 | 2,153 | 50 | 19 | 31 |
| 23 | 2,476 | 1,153 | 1,323 | 2,439 | 1,138 | 1,301 | 37 | 15 | 22 |
| 24 | 2,641 | 1,211 | 1,430 | 2,605 | 1,199 | 1,406 | 36 | 12 | 24 |
| 20 - 24 | 16,678 | 7,159 | 9,519 | 16,455 | 7,074 | 9,381 | 223 | 85 | 138 |
| 25 | 4,015 | 1,834 | 2,181 | 3,964 | 1,822 | 2,142 | 51 | 12 | 39 |
| 26 | 2,653 | 1,250 | 1,403 | 2,601 | 1,220 | 1,381 | 52 | 30 | 22 |
| 27 | 2,271 | 1,073 | 1,198 | 2,238 | 1,062 | 1,176 | 33 | 11 | 22 |
| 28 | 3,655 | 1,609 | 2,046 | 3,600 | 1,587 | 2,013 | 55 | 22 | 33 |
| 29 | 1,936 | 858 | 1,078 | 1,905 | 845 | 1,060 | 31 | 13 | 18 |
| 25 - 29 | 14,530 | 6,624 | 7,906 | 14,308 | 6,536 | 7,772 | 222 | 88 | 134 |
| 30 | 4,521 | 2,029 | 2,492 | 4,446 | 1,996 | 2,450 | 75 | 33 | 42 |
| 31 | 1,358 | 688 | 670 | 1,332 | 673 | 659 | 26 | 15 | 11 |
| 32 | 2,788 | 1,333 | 1,455 | 2,725 | 1,308 | 1,417 | 63 | 25 | 38 |
| 33 | 1,370 | 749 | 621 | 1,345 | 735 | 610 | 25 | 14 | 11 |
| 34 | 1,419 | 685 | 734 | 1,394 | 668 | 726 | 25 | 17 | 8 |
| 30 - 34 | 11,456 | 5,484 | 5,972 | 11,242 | 5,380 | 5,862 | 214 | 104 | 110 |
| 35 | 2,732 | 1,382 | 1,350 | 2,697 | 1,363 | 1,334 | 35 | 19 | 16 |
| 36 | 1,604 | 748 | 856 | 1,585 | 738 | 847 | 19 | 10 | 9 |
| 37 | 1,296 | 658 | 638 | 1,281 | 651 | 630 | 15 | 7 | 8 |
| 38 | 2,194 | 974 | 1,220 | 2,159 | 961 | 1,198 | 35 | 13 | 22 |
| 39 | 1,113 | 558 | 555 | 1,092 | 547 | 545 | 21 | 11 | 10 |
| 35 - 39 | 8,939 | 4,320 | 4,619 | 8,814 | 4,260 | 4,554 | 125 | 60 | 65 |

Table 15.1: Kalambo District Council: Total Population by Age in Single Years, Five Year Age Groups, Sex and Rural-Urban

| Age | Total | | | Rural | | | Urban | | |
|----------------|--------------|--------------|--------------|--------------|--------------|--------------|------------|-----------|-----------|
| | Both Sexes | Male | Female | Both Sexes | Male | Female | Both Sexes | Male | Female |
| 40 | 2,982 | 1,355 | 1,627 | 2,949 | 1,340 | 1,609 | 33 | 15 | 18 |
| 41 | 761 | 364 | 397 | 750 | 356 | 394 | 11 | 8 | 3 |
| 42 | 1,565 | 804 | 761 | 1,539 | 792 | 747 | 26 | 12 | 14 |
| 43 | 779 | 372 | 407 | 765 | 368 | 397 | 14 | 4 | 10 |
| 44 | 811 | 415 | 396 | 798 | 411 | 387 | 13 | 4 | 9 |
| 40 - 44 | 6,898 | 3,310 | 3,588 | 6,801 | 3,267 | 3,534 | 97 | 43 | 54 |
| 45 | 1,699 | 831 | 868 | 1,668 | 815 | 853 | 31 | 16 | 15 |
| 46 | 883 | 438 | 445 | 875 | 435 | 440 | 8 | 3 | 5 |
| 47 | 759 | 389 | 370 | 742 | 379 | 363 | 17 | 10 | 7 |
| 48 | 1,276 | 602 | 674 | 1,258 | 593 | 665 | 18 | 9 | 9 |
| 49 | 719 | 342 | 377 | 712 | 339 | 373 | 7 | 3 | 4 |
| 45 - 49 | 5,336 | 2,602 | 2,734 | 5,255 | 2,561 | 2,694 | 81 | 41 | 40 |
| 50 | 1,867 | 828 | 1,039 | 1,839 | 811 | 1,028 | 28 | 17 | 11 |
| 51 | 558 | 303 | 255 | 549 | 298 | 251 | 9 | 5 | 4 |
| 52 | 994 | 485 | 509 | 985 | 482 | 503 | 9 | 3 | 6 |
| 53 | 494 | 270 | 224 | 484 | 263 | 221 | 10 | 7 | 3 |
| 54 | 631 | 327 | 304 | 622 | 323 | 299 | 9 | 4 | 5 |
| 50 - 54 | 4,544 | 2,213 | 2,331 | 4,479 | 2,177 | 2,302 | 65 | 36 | 29 |
| 55 | 818 | 402 | 416 | 809 | 399 | 410 | 9 | 3 | 6 |
| 56 | 640 | 345 | 295 | 631 | 342 | 289 | 9 | 3 | 6 |
| 57 | 415 | 230 | 185 | 399 | 224 | 175 | 16 | 6 | 10 |
| 58 | 658 | 321 | 337 | 645 | 313 | 332 | 13 | 8 | 5 |
| 59 | 311 | 182 | 129 | 304 | 177 | 127 | 7 | 5 | 2 |
| 55 - 59 | 2,842 | 1,480 | 1,362 | 2,788 | 1,455 | 1,333 | 54 | 25 | 29 |
| 60 | 1,451 | 636 | 815 | 1,439 | 632 | 807 | 12 | 4 | 8 |
| 61 | 304 | 164 | 140 | 299 | 162 | 137 | 5 | 2 | 3 |
| 62 | 584 | 298 | 286 | 582 | 297 | 285 | 2 | 1 | 1 |
| 63 | 277 | 154 | 123 | 276 | 153 | 123 | 1 | 1 | 0 |
| 64 | 336 | 173 | 163 | 334 | 172 | 162 | 2 | 1 | 1 |
| 60 - 64 | 2,952 | 1,425 | 1,527 | 2,930 | 1,416 | 1,514 | 22 | 9 | 13 |
| 65 | 680 | 294 | 386 | 675 | 291 | 384 | 5 | 3 | 2 |
| 66 | 199 | 98 | 101 | 192 | 93 | 99 | 7 | 5 | 2 |
| 67 | 298 | 168 | 130 | 294 | 164 | 130 | 4 | 4 | 0 |
| 68 | 377 | 177 | 200 | 371 | 175 | 196 | 6 | 2 | 4 |
| 69 | 150 | 89 | 61 | 150 | 89 | 61 | 0 | 0 | 0 |
| 65 - 69 | 1,704 | 826 | 878 | 1,682 | 812 | 870 | 22 | 14 | 8 |
| 70 | 848 | 401 | 447 | 831 | 395 | 436 | 17 | 6 | 11 |
| 71 | 105 | 60 | 45 | 105 | 60 | 45 | 0 | 0 | 0 |
| 72 | 286 | 146 | 140 | 281 | 145 | 136 | 5 | 1 | 4 |
| 73 | 148 | 84 | 64 | 146 | 84 | 62 | 2 | 0 | 2 |
| 74 | 135 | 69 | 66 | 134 | 68 | 66 | 1 | 1 | 0 |
| 70 - 74 | 1,522 | 760 | 762 | 1,497 | 752 | 745 | 25 | 8 | 17 |
| 75 | 323 | 143 | 180 | 321 | 141 | 180 | 2 | 2 | 0 |
| 76 | 182 | 94 | 88 | 178 | 91 | 87 | 4 | 3 | 1 |
| 77 | 98 | 51 | 47 | 97 | 50 | 47 | 1 | 1 | 0 |
| 78 | 273 | 154 | 119 | 268 | 153 | 115 | 5 | 1 | 4 |
| 79 | 121 | 71 | 50 | 120 | 71 | 49 | 1 | 0 | 1 |
| 75 - 79 | 997 | 513 | 484 | 984 | 506 | 478 | 13 | 7 | 6 |
| 80+ | 1,396 | 720 | 676 | 1,378 | 713 | 665 | 18 | 7 | 11 |

Table 15.2: Sumbawanga District Council: Total Population by Age in Single Years, Five Year Age Groups, Sex and Rural-Urban

| Age | Total | | | Rural | | | Urban | | |
|----------------|----------------|----------------|----------------|----------------|----------------|----------------|---------------|---------------|---------------|
| | Both Sexes | Male | Female | Both Sexes | Male | Female | Both Sexes | Male | Female |
| Total | 305,846 | 149,062 | 156,784 | 273,788 | 133,718 | 140,070 | 32,058 | 15,344 | 16,714 |
| 0 | 12,966 | 6,417 | 6,549 | 11,721 | 5,803 | 5,918 | 1,245 | 614 | 631 |
| 1 | 11,682 | 5,721 | 5,961 | 10,525 | 5,140 | 5,385 | 1,157 | 581 | 576 |
| 2 | 13,400 | 6,596 | 6,804 | 12,022 | 5,912 | 6,110 | 1,378 | 684 | 694 |
| 3 | 12,587 | 6,290 | 6,297 | 11,352 | 5,664 | 5,688 | 1,235 | 626 | 609 |
| 4 | 12,292 | 6,042 | 6,250 | 11,142 | 5,476 | 5,666 | 1,150 | 566 | 584 |
| 0 - 4 | 62,927 | 31,066 | 31,861 | 56,762 | 27,995 | 28,767 | 6,165 | 3,071 | 3,094 |
| 5 | 12,199 | 6,087 | 6,112 | 10,975 | 5,470 | 5,505 | 1,224 | 617 | 607 |
| 6 | 11,783 | 5,763 | 6,020 | 10,607 | 5,213 | 5,394 | 1,176 | 550 | 626 |
| 7 | 11,148 | 5,638 | 5,510 | 9,999 | 5,064 | 4,935 | 1,149 | 574 | 575 |
| 8 | 10,628 | 5,188 | 5,440 | 9,565 | 4,706 | 4,859 | 1,063 | 482 | 581 |
| 9 | 8,491 | 4,193 | 4,298 | 7,584 | 3,747 | 3,837 | 907 | 446 | 461 |
| 5 - 9 | 54,249 | 26,869 | 27,380 | 48,730 | 24,200 | 24,530 | 5,519 | 2,669 | 2,850 |
| 10 | 10,513 | 5,258 | 5,255 | 9,448 | 4,709 | 4,739 | 1,065 | 549 | 516 |
| 11 | 6,232 | 3,027 | 3,205 | 5,550 | 2,703 | 2,847 | 682 | 324 | 358 |
| 12 | 11,015 | 5,569 | 5,446 | 9,834 | 4,955 | 4,879 | 1,181 | 614 | 567 |
| 13 | 6,259 | 3,144 | 3,115 | 5,643 | 2,835 | 2,808 | 616 | 309 | 307 |
| 14 | 6,663 | 3,305 | 3,358 | 5,926 | 2,959 | 2,967 | 737 | 346 | 391 |
| 10 - 14 | 40,682 | 20,303 | 20,379 | 36,401 | 18,161 | 18,240 | 4,281 | 2,142 | 2,139 |
| 15 | 6,371 | 3,281 | 3,090 | 5,665 | 2,946 | 2,719 | 706 | 335 | 371 |
| 16 | 5,821 | 2,861 | 2,960 | 5,207 | 2,560 | 2,647 | 614 | 301 | 313 |
| 17 | 4,782 | 2,338 | 2,444 | 4,285 | 2,100 | 2,185 | 497 | 238 | 259 |
| 18 | 6,802 | 3,036 | 3,766 | 6,094 | 2,712 | 3,382 | 708 | 324 | 384 |
| 19 | 4,871 | 1,996 | 2,875 | 4,371 | 1,784 | 2,587 | 500 | 212 | 288 |
| 15 - 19 | 28,647 | 13,512 | 15,135 | 25,622 | 12,102 | 13,520 | 3,025 | 1,410 | 1,615 |
| 20 | 7,737 | 3,072 | 4,665 | 6,923 | 2,775 | 4,148 | 814 | 297 | 517 |
| 21 | 3,501 | 1,609 | 1,892 | 3,142 | 1,455 | 1,687 | 359 | 154 | 205 |
| 22 | 5,678 | 2,536 | 3,142 | 5,034 | 2,282 | 2,752 | 644 | 254 | 390 |
| 23 | 3,750 | 1,728 | 2,022 | 3,363 | 1,554 | 1,809 | 387 | 174 | 213 |
| 24 | 4,109 | 1,873 | 2,236 | 3,693 | 1,686 | 2,007 | 416 | 187 | 229 |
| 20 - 24 | 24,775 | 10,818 | 13,957 | 22,155 | 9,752 | 12,403 | 2,620 | 1,066 | 1,554 |
| 25 | 6,097 | 2,831 | 3,266 | 5,503 | 2,559 | 2,944 | 594 | 272 | 322 |
| 26 | 4,006 | 1,837 | 2,169 | 3,584 | 1,629 | 1,955 | 422 | 208 | 214 |
| 27 | 3,700 | 1,766 | 1,934 | 3,268 | 1,566 | 1,702 | 432 | 200 | 232 |
| 28 | 5,828 | 2,555 | 3,273 | 5,205 | 2,294 | 2,911 | 623 | 261 | 362 |
| 29 | 3,102 | 1,458 | 1,644 | 2,786 | 1,324 | 1,462 | 316 | 134 | 182 |
| 25 - 29 | 22,733 | 10,447 | 12,286 | 20,346 | 9,372 | 10,974 | 2,387 | 1,075 | 1,312 |
| 30 | 7,615 | 3,504 | 4,111 | 6,810 | 3,132 | 3,678 | 805 | 372 | 433 |
| 31 | 2,043 | 1,014 | 1,029 | 1,818 | 906 | 912 | 225 | 108 | 117 |
| 32 | 4,325 | 2,169 | 2,156 | 3,818 | 1,919 | 1,899 | 507 | 250 | 257 |
| 33 | 2,179 | 1,149 | 1,030 | 1,946 | 1,052 | 894 | 233 | 97 | 136 |
| 34 | 2,114 | 1,097 | 1,017 | 1,889 | 988 | 901 | 225 | 109 | 116 |
| 30 - 34 | 18,276 | 8,933 | 9,343 | 16,281 | 7,997 | 8,284 | 1,995 | 936 | 1,059 |
| 35 | 4,589 | 2,374 | 2,215 | 4,103 | 2,110 | 1,993 | 486 | 264 | 222 |
| 36 | 2,364 | 1,218 | 1,146 | 2,081 | 1,075 | 1,006 | 283 | 143 | 140 |
| 37 | 2,065 | 1,086 | 979 | 1,836 | 967 | 869 | 229 | 119 | 110 |
| 38 | 3,420 | 1,659 | 1,761 | 3,054 | 1,501 | 1,553 | 366 | 158 | 208 |
| 39 | 1,671 | 852 | 819 | 1,481 | 759 | 722 | 190 | 93 | 97 |
| 35 - 39 | 14,109 | 7,189 | 6,920 | 12,555 | 6,412 | 6,143 | 1,554 | 777 | 777 |

Table 15.2: Sumbawanga District Council: Total Population by Age in Single Years, Five Year Age Groups, Sex and Rural-Urban

| Age | Total | | | Rural | | | Urban | | |
|----------------|--------------|--------------|--------------|--------------|--------------|--------------|--------------|------------|------------|
| | Both Sexes | Male | Female | Both Sexes | Male | Female | Both Sexes | Male | Female |
| 40 | 4,476 | 2,176 | 2,300 | 4,037 | 1,959 | 2,078 | 439 | 217 | 222 |
| 41 | 1,013 | 554 | 459 | 877 | 476 | 401 | 136 | 78 | 58 |
| 42 | 2,224 | 1,197 | 1,027 | 1,973 | 1,067 | 906 | 251 | 130 | 121 |
| 43 | 979 | 512 | 467 | 845 | 453 | 392 | 134 | 59 | 75 |
| 44 | 1,066 | 550 | 516 | 941 | 494 | 447 | 125 | 56 | 69 |
| 40 - 44 | 9,758 | 4,989 | 4,769 | 8,673 | 4,449 | 4,224 | 1,085 | 540 | 545 |
| 45 | 2,571 | 1,311 | 1,260 | 2,306 | 1,174 | 1,132 | 265 | 137 | 128 |
| 46 | 1,125 | 582 | 543 | 983 | 513 | 470 | 142 | 69 | 73 |
| 47 | 944 | 513 | 431 | 826 | 444 | 382 | 118 | 69 | 49 |
| 48 | 1,657 | 794 | 863 | 1,484 | 714 | 770 | 173 | 80 | 93 |
| 49 | 870 | 478 | 392 | 774 | 429 | 345 | 96 | 49 | 47 |
| 45 - 49 | 7,167 | 3,678 | 3,489 | 6,373 | 3,274 | 3,099 | 794 | 404 | 390 |
| 50 | 2,712 | 1,209 | 1,503 | 2,414 | 1,088 | 1,326 | 298 | 121 | 177 |
| 51 | 837 | 468 | 369 | 740 | 412 | 328 | 97 | 56 | 41 |
| 52 | 1,366 | 719 | 647 | 1,193 | 639 | 554 | 173 | 80 | 93 |
| 53 | 576 | 322 | 254 | 513 | 294 | 219 | 63 | 28 | 35 |
| 54 | 837 | 477 | 360 | 735 | 425 | 310 | 102 | 52 | 50 |
| 50 - 54 | 6,328 | 3,195 | 3,133 | 5,595 | 2,858 | 2,737 | 733 | 337 | 396 |
| 55 | 1,171 | 571 | 600 | 1,044 | 511 | 533 | 127 | 60 | 67 |
| 56 | 817 | 438 | 379 | 703 | 389 | 314 | 114 | 49 | 65 |
| 57 | 564 | 313 | 251 | 502 | 282 | 220 | 62 | 31 | 31 |
| 58 | 934 | 456 | 478 | 810 | 397 | 413 | 124 | 59 | 65 |
| 59 | 403 | 222 | 181 | 347 | 189 | 158 | 56 | 33 | 23 |
| 55 - 59 | 3,889 | 2,000 | 1,889 | 3,406 | 1,768 | 1,638 | 483 | 232 | 251 |
| 60 | 2,096 | 977 | 1,119 | 1,869 | 872 | 997 | 227 | 105 | 122 |
| 61 | 404 | 231 | 173 | 360 | 205 | 155 | 44 | 26 | 18 |
| 62 | 750 | 407 | 343 | 654 | 356 | 298 | 96 | 51 | 45 |
| 63 | 473 | 281 | 192 | 415 | 249 | 166 | 58 | 32 | 26 |
| 64 | 352 | 195 | 157 | 307 | 170 | 137 | 45 | 25 | 20 |
| 60 - 64 | 4,075 | 2,091 | 1,984 | 3,605 | 1,852 | 1,753 | 470 | 239 | 231 |
| 65 | 1,014 | 468 | 546 | 889 | 403 | 486 | 125 | 65 | 60 |
| 66 | 284 | 147 | 137 | 245 | 131 | 114 | 39 | 16 | 23 |
| 67 | 355 | 184 | 171 | 308 | 159 | 149 | 47 | 25 | 22 |
| 68 | 511 | 226 | 285 | 427 | 191 | 236 | 84 | 35 | 49 |
| 69 | 191 | 91 | 100 | 174 | 86 | 88 | 17 | 5 | 12 |
| 65 - 69 | 2,355 | 1,116 | 1,239 | 2,043 | 970 | 1,073 | 312 | 146 | 166 |
| 70 | 1,359 | 574 | 785 | 1,203 | 511 | 692 | 156 | 63 | 93 |
| 71 | 145 | 74 | 71 | 127 | 65 | 62 | 18 | 9 | 9 |
| 72 | 390 | 199 | 191 | 357 | 183 | 174 | 33 | 16 | 17 |
| 73 | 192 | 97 | 95 | 169 | 83 | 86 | 23 | 14 | 9 |
| 74 | 176 | 95 | 81 | 153 | 80 | 73 | 23 | 15 | 8 |
| 70 - 74 | 2,262 | 1,039 | 1,223 | 2,009 | 922 | 1,087 | 253 | 117 | 136 |
| 75 | 495 | 256 | 239 | 445 | 230 | 215 | 50 | 26 | 24 |
| 76 | 224 | 111 | 113 | 195 | 94 | 101 | 29 | 17 | 12 |
| 77 | 126 | 74 | 52 | 111 | 66 | 45 | 15 | 8 | 7 |
| 78 | 327 | 172 | 155 | 284 | 152 | 132 | 43 | 20 | 23 |
| 79 | 159 | 89 | 70 | 137 | 82 | 55 | 22 | 7 | 15 |
| 75 - 79 | 1,331 | 702 | 629 | 1,172 | 624 | 548 | 159 | 78 | 81 |
| 80+ | 2,283 | 1,115 | 1,168 | 2,060 | 1,010 | 1,050 | 223 | 105 | 118 |

Table 15.3: Nkasi District Council: Total Population by Age in Single Years, Five Year Age Groups, Sex and Rural-Urban

| Age | Total | | | Rural | | | Urban | | |
|----------------|----------------|----------------|----------------|----------------|---------------|----------------|---------------|---------------|---------------|
| | Both Sexes | Male | Female | Both Sexes | Male | Female | Both Sexes | Male | Female |
| Total | 281,200 | 137,041 | 144,159 | 203,857 | 99,984 | 103,873 | 77,343 | 37,057 | 40,286 |
| 0 | 13,068 | 6,464 | 6,604 | 9,604 | 4,751 | 4,853 | 3,464 | 1,713 | 1,751 |
| 1 | 10,485 | 5,178 | 5,307 | 7,853 | 3,895 | 3,958 | 2,632 | 1,283 | 1,349 |
| 2 | 11,520 | 5,713 | 5,807 | 8,591 | 4,295 | 4,296 | 2,929 | 1,418 | 1,511 |
| 3 | 11,719 | 5,807 | 5,912 | 8,738 | 4,326 | 4,412 | 2,981 | 1,481 | 1,500 |
| 4 | 10,985 | 5,459 | 5,526 | 8,059 | 4,001 | 4,058 | 2,926 | 1,458 | 1,468 |
| 0 - 4 | 57,777 | 28,621 | 29,156 | 42,845 | 21,268 | 21,577 | 14,932 | 7,353 | 7,579 |
| 5 | 10,913 | 5,542 | 5,371 | 8,055 | 4,107 | 3,948 | 2,858 | 1,435 | 1,423 |
| 6 | 10,669 | 5,183 | 5,486 | 7,878 | 3,841 | 4,037 | 2,791 | 1,342 | 1,449 |
| 7 | 10,138 | 5,096 | 5,042 | 7,499 | 3,783 | 3,716 | 2,639 | 1,313 | 1,326 |
| 8 | 9,652 | 4,686 | 4,966 | 7,069 | 3,416 | 3,653 | 2,583 | 1,270 | 1,313 |
| 9 | 7,548 | 3,765 | 3,783 | 5,495 | 2,752 | 2,743 | 2,053 | 1,013 | 1,040 |
| 5 - 9 | 48,920 | 24,272 | 24,648 | 35,996 | 17,899 | 18,097 | 12,924 | 6,373 | 6,551 |
| 10 | 9,406 | 4,688 | 4,718 | 6,913 | 3,446 | 3,467 | 2,493 | 1,242 | 1,251 |
| 11 | 6,042 | 2,930 | 3,112 | 4,309 | 2,103 | 2,206 | 1,733 | 827 | 906 |
| 12 | 10,132 | 5,084 | 5,048 | 7,380 | 3,713 | 3,667 | 2,752 | 1,371 | 1,381 |
| 13 | 5,981 | 2,976 | 3,005 | 4,246 | 2,110 | 2,136 | 1,735 | 866 | 869 |
| 14 | 6,523 | 3,212 | 3,311 | 4,657 | 2,355 | 2,302 | 1,866 | 857 | 1,009 |
| 10 - 14 | 38,084 | 18,890 | 19,194 | 27,505 | 13,727 | 13,778 | 10,579 | 5,163 | 5,416 |
| 15 | 5,780 | 2,884 | 2,896 | 4,153 | 2,085 | 2,068 | 1,627 | 799 | 828 |
| 16 | 5,765 | 2,731 | 3,034 | 4,070 | 1,966 | 2,104 | 1,695 | 765 | 930 |
| 17 | 4,886 | 2,365 | 2,521 | 3,384 | 1,647 | 1,737 | 1,502 | 718 | 784 |
| 18 | 6,335 | 2,938 | 3,397 | 4,511 | 2,142 | 2,369 | 1,824 | 796 | 1,028 |
| 19 | 4,596 | 2,002 | 2,594 | 3,294 | 1,426 | 1,868 | 1,302 | 576 | 726 |
| 15 - 19 | 27,362 | 12,920 | 14,442 | 19,412 | 9,266 | 10,146 | 7,950 | 3,654 | 4,296 |
| 20 | 6,604 | 2,683 | 3,921 | 4,776 | 1,942 | 2,834 | 1,828 | 741 | 1,087 |
| 21 | 3,473 | 1,576 | 1,897 | 2,499 | 1,173 | 1,326 | 974 | 403 | 571 |
| 22 | 5,127 | 2,203 | 2,924 | 3,730 | 1,647 | 2,083 | 1,397 | 556 | 841 |
| 23 | 3,530 | 1,630 | 1,900 | 2,517 | 1,191 | 1,326 | 1,013 | 439 | 574 |
| 24 | 3,763 | 1,699 | 2,064 | 2,706 | 1,244 | 1,462 | 1,057 | 455 | 602 |
| 20 - 24 | 22,497 | 9,791 | 12,706 | 16,228 | 7,197 | 9,031 | 6,269 | 2,594 | 3,675 |
| 25 | 4,977 | 2,256 | 2,721 | 3,565 | 1,631 | 1,934 | 1,412 | 625 | 787 |
| 26 | 3,544 | 1,613 | 1,931 | 2,581 | 1,206 | 1,375 | 963 | 407 | 556 |
| 27 | 3,350 | 1,591 | 1,759 | 2,512 | 1,184 | 1,328 | 838 | 407 | 431 |
| 28 | 5,067 | 2,289 | 2,778 | 3,645 | 1,644 | 2,001 | 1,422 | 645 | 777 |
| 29 | 3,059 | 1,401 | 1,658 | 2,225 | 1,033 | 1,192 | 834 | 368 | 466 |
| 25 - 29 | 19,997 | 9,150 | 10,847 | 14,528 | 6,698 | 7,830 | 5,469 | 2,452 | 3,017 |
| 30 | 6,058 | 2,832 | 3,226 | 4,339 | 2,050 | 2,289 | 1,719 | 782 | 937 |
| 31 | 2,024 | 1,025 | 999 | 1,478 | 756 | 722 | 546 | 269 | 277 |
| 32 | 4,063 | 1,998 | 2,065 | 2,841 | 1,414 | 1,427 | 1,222 | 584 | 638 |
| 33 | 2,188 | 1,075 | 1,113 | 1,533 | 770 | 763 | 655 | 305 | 350 |
| 34 | 2,217 | 1,122 | 1,095 | 1,595 | 810 | 785 | 622 | 312 | 310 |
| 30 - 34 | 16,550 | 8,052 | 8,498 | 11,786 | 5,800 | 5,986 | 4,764 | 2,252 | 2,512 |
| 35 | 3,795 | 1,946 | 1,849 | 2,676 | 1,369 | 1,307 | 1,119 | 577 | 542 |
| 36 | 2,435 | 1,205 | 1,230 | 1,734 | 872 | 862 | 701 | 333 | 368 |
| 37 | 2,114 | 1,067 | 1,047 | 1,508 | 777 | 731 | 606 | 290 | 316 |
| 38 | 3,072 | 1,505 | 1,567 | 2,187 | 1,061 | 1,126 | 885 | 444 | 441 |
| 39 | 1,758 | 862 | 896 | 1,243 | 595 | 648 | 515 | 267 | 248 |
| 35 - 39 | 13,174 | 6,585 | 6,589 | 9,348 | 4,674 | 4,674 | 3,826 | 1,911 | 1,915 |

Table 15.3: Nkasi District Council: Total Population by Age in Single Years, Five Year Age Groups, Sex and Rural-Urban

| Age | Total | | | Rural | | | Urban | | |
|----------------|--------------|--------------|--------------|--------------|--------------|--------------|--------------|--------------|--------------|
| | Both Sexes | Male | Female | Both Sexes | Male | Female | Both Sexes | Male | Female |
| 40 | 3,788 | 1,910 | 1,878 | 2,680 | 1,323 | 1,357 | 1,108 | 587 | 521 |
| 41 | 1,164 | 635 | 529 | 862 | 480 | 382 | 302 | 155 | 147 |
| 42 | 2,125 | 1,117 | 1,008 | 1,530 | 826 | 704 | 595 | 291 | 304 |
| 43 | 1,086 | 557 | 529 | 766 | 394 | 372 | 320 | 163 | 157 |
| 44 | 1,241 | 659 | 582 | 871 | 467 | 404 | 370 | 192 | 178 |
| 40 - 44 | 9,404 | 4,878 | 4,526 | 6,709 | 3,490 | 3,219 | 2,695 | 1,388 | 1,307 |
| 45 | 2,122 | 1,102 | 1,020 | 1,496 | 784 | 712 | 626 | 318 | 308 |
| 46 | 1,203 | 619 | 584 | 868 | 456 | 412 | 335 | 163 | 172 |
| 47 | 964 | 518 | 446 | 684 | 369 | 315 | 280 | 149 | 131 |
| 48 | 1,565 | 750 | 815 | 1,104 | 526 | 578 | 461 | 224 | 237 |
| 49 | 952 | 517 | 435 | 686 | 380 | 306 | 266 | 137 | 129 |
| 45 - 49 | 6,806 | 3,506 | 3,300 | 4,838 | 2,515 | 2,323 | 1,968 | 991 | 977 |
| 50 | 2,274 | 1,004 | 1,270 | 1,630 | 705 | 925 | 644 | 299 | 345 |
| 51 | 772 | 430 | 342 | 565 | 313 | 252 | 207 | 117 | 90 |
| 52 | 1,294 | 647 | 647 | 933 | 462 | 471 | 361 | 185 | 176 |
| 53 | 658 | 353 | 305 | 463 | 253 | 210 | 195 | 100 | 95 |
| 54 | 869 | 468 | 401 | 637 | 340 | 297 | 232 | 128 | 104 |
| 50 - 54 | 5,867 | 2,902 | 2,965 | 4,228 | 2,073 | 2,155 | 1,639 | 829 | 810 |
| 55 | 1,038 | 513 | 525 | 739 | 369 | 370 | 299 | 144 | 155 |
| 56 | 793 | 415 | 378 | 566 | 309 | 257 | 227 | 106 | 121 |
| 57 | 580 | 315 | 265 | 418 | 228 | 190 | 162 | 87 | 75 |
| 58 | 998 | 480 | 518 | 721 | 348 | 373 | 277 | 132 | 145 |
| 59 | 486 | 255 | 231 | 325 | 170 | 155 | 161 | 85 | 76 |
| 55 - 59 | 3,895 | 1,978 | 1,917 | 2,769 | 1,424 | 1,345 | 1,126 | 554 | 572 |
| 60 | 1,736 | 819 | 917 | 1,219 | 584 | 635 | 517 | 235 | 282 |
| 61 | 503 | 279 | 224 | 349 | 191 | 158 | 154 | 88 | 66 |
| 62 | 796 | 450 | 346 | 577 | 338 | 239 | 219 | 112 | 107 |
| 63 | 463 | 257 | 206 | 333 | 186 | 147 | 130 | 71 | 59 |
| 64 | 475 | 268 | 207 | 338 | 190 | 148 | 137 | 78 | 59 |
| 60 - 64 | 3,973 | 2,073 | 1,900 | 2,816 | 1,489 | 1,327 | 1,157 | 584 | 573 |
| 65 | 698 | 356 | 342 | 503 | 257 | 246 | 195 | 99 | 96 |
| 66 | 312 | 171 | 141 | 224 | 126 | 98 | 88 | 45 | 43 |
| 67 | 395 | 211 | 184 | 285 | 156 | 129 | 110 | 55 | 55 |
| 68 | 491 | 234 | 257 | 354 | 169 | 185 | 137 | 65 | 72 |
| 69 | 193 | 94 | 99 | 124 | 60 | 64 | 69 | 34 | 35 |
| 65 - 69 | 2,089 | 1,066 | 1,023 | 1,490 | 768 | 722 | 599 | 298 | 301 |
| 70 | 1,019 | 490 | 529 | 717 | 338 | 379 | 302 | 152 | 150 |
| 71 | 170 | 87 | 83 | 122 | 66 | 56 | 48 | 21 | 27 |
| 72 | 346 | 210 | 136 | 246 | 153 | 93 | 100 | 57 | 43 |
| 73 | 185 | 102 | 83 | 142 | 79 | 63 | 43 | 23 | 20 |
| 74 | 203 | 112 | 91 | 147 | 84 | 63 | 56 | 28 | 28 |
| 70 - 74 | 1,923 | 1,001 | 922 | 1,374 | 720 | 654 | 549 | 281 | 268 |
| 75 | 394 | 175 | 219 | 300 | 136 | 164 | 94 | 39 | 55 |
| 76 | 201 | 102 | 99 | 135 | 74 | 61 | 66 | 28 | 38 |
| 77 | 134 | 71 | 63 | 79 | 47 | 32 | 55 | 24 | 31 |
| 78 | 265 | 132 | 133 | 177 | 84 | 93 | 88 | 48 | 40 |
| 79 | 158 | 87 | 71 | 108 | 60 | 48 | 50 | 27 | 23 |
| 75 - 79 | 1,152 | 567 | 585 | 799 | 401 | 398 | 353 | 166 | 187 |
| 80+ | 1,730 | 789 | 941 | 1,186 | 575 | 611 | 544 | 214 | 330 |

Table 15.4: Sumbawanga Municipal Council: Total Population by Age in Single Years, Five Year Age Groups, Sex and Rural-Urban

| Age | Total | | | Rural | | | Urban | | |
|----------------|----------------|----------------|----------------|---------------|---------------|---------------|----------------|---------------|---------------|
| | Both Sexes | Male | Female | Both Sexes | Male | Female | Both Sexes | Male | Female |
| Total | 209,793 | 100,734 | 109,059 | 85,589 | 41,790 | 43,799 | 124,204 | 58,944 | 65,260 |
| 0 | 7,294 | 3,537 | 3,757 | 3,317 | 1,609 | 1,708 | 3,977 | 1,928 | 2,049 |
| 1 | 6,529 | 3,292 | 3,237 | 3,028 | 1,509 | 1,519 | 3,501 | 1,783 | 1,718 |
| 2 | 7,266 | 3,607 | 3,659 | 3,377 | 1,689 | 1,688 | 3,889 | 1,918 | 1,971 |
| 3 | 6,938 | 3,473 | 3,465 | 3,294 | 1,645 | 1,649 | 3,644 | 1,828 | 1,816 |
| 4 | 6,609 | 3,282 | 3,327 | 3,031 | 1,537 | 1,494 | 3,578 | 1,745 | 1,833 |
| 0 - 4 | 34,636 | 17,191 | 17,445 | 16,047 | 7,989 | 8,058 | 18,589 | 9,202 | 9,387 |
| 5 | 6,797 | 3,358 | 3,439 | 3,218 | 1,622 | 1,596 | 3,579 | 1,736 | 1,843 |
| 6 | 7,029 | 3,405 | 3,624 | 3,407 | 1,673 | 1,734 | 3,622 | 1,732 | 1,890 |
| 7 | 6,567 | 3,277 | 3,290 | 3,072 | 1,532 | 1,540 | 3,495 | 1,745 | 1,750 |
| 8 | 6,306 | 3,045 | 3,261 | 3,098 | 1,502 | 1,596 | 3,208 | 1,543 | 1,665 |
| 9 | 5,736 | 2,754 | 2,982 | 2,625 | 1,273 | 1,352 | 3,111 | 1,481 | 1,630 |
| 5 - 9 | 32,435 | 15,839 | 16,596 | 15,420 | 7,602 | 7,818 | 17,015 | 8,237 | 8,778 |
| 10 | 6,719 | 3,250 | 3,469 | 3,197 | 1,562 | 1,635 | 3,522 | 1,688 | 1,834 |
| 11 | 4,541 | 2,173 | 2,368 | 1,926 | 937 | 989 | 2,615 | 1,236 | 1,379 |
| 12 | 7,792 | 3,747 | 4,045 | 3,533 | 1,751 | 1,782 | 4,259 | 1,996 | 2,263 |
| 13 | 4,808 | 2,297 | 2,511 | 1,893 | 943 | 950 | 2,915 | 1,354 | 1,561 |
| 14 | 5,460 | 2,562 | 2,898 | 2,199 | 1,089 | 1,110 | 3,261 | 1,473 | 1,788 |
| 10 - 14 | 29,320 | 14,029 | 15,291 | 12,748 | 6,282 | 6,466 | 16,572 | 7,747 | 8,825 |
| 15 | 4,966 | 2,377 | 2,589 | 1,887 | 964 | 923 | 3,079 | 1,413 | 1,666 |
| 16 | 5,010 | 2,371 | 2,639 | 1,758 | 904 | 854 | 3,252 | 1,467 | 1,785 |
| 17 | 4,582 | 2,187 | 2,395 | 1,451 | 725 | 726 | 3,131 | 1,462 | 1,669 |
| 18 | 5,630 | 2,669 | 2,961 | 1,980 | 949 | 1,031 | 3,650 | 1,720 | 1,930 |
| 19 | 4,381 | 2,041 | 2,340 | 1,331 | 629 | 702 | 3,050 | 1,412 | 1,638 |
| 15 - 19 | 24,569 | 11,645 | 12,924 | 8,407 | 4,171 | 4,236 | 16,162 | 7,474 | 8,688 |
| 20 | 5,737 | 2,560 | 3,177 | 1,979 | 874 | 1,105 | 3,758 | 1,686 | 2,072 |
| 21 | 3,431 | 1,586 | 1,845 | 1,075 | 496 | 579 | 2,356 | 1,090 | 1,266 |
| 22 | 4,792 | 2,311 | 2,481 | 1,500 | 708 | 792 | 3,292 | 1,603 | 1,689 |
| 23 | 3,397 | 1,633 | 1,764 | 1,104 | 519 | 585 | 2,293 | 1,114 | 1,179 |
| 24 | 3,478 | 1,622 | 1,856 | 1,151 | 536 | 615 | 2,327 | 1,086 | 1,241 |
| 20 - 24 | 20,835 | 9,712 | 11,123 | 6,809 | 3,133 | 3,676 | 14,026 | 6,579 | 7,447 |
| 25 | 4,278 | 1,954 | 2,324 | 1,568 | 750 | 818 | 2,710 | 1,204 | 1,506 |
| 26 | 3,131 | 1,412 | 1,719 | 1,077 | 496 | 581 | 2,054 | 916 | 1,138 |
| 27 | 3,005 | 1,402 | 1,603 | 1,061 | 498 | 563 | 1,944 | 904 | 1,040 |
| 28 | 3,968 | 1,832 | 2,136 | 1,382 | 641 | 741 | 2,586 | 1,191 | 1,395 |
| 29 | 2,427 | 1,103 | 1,324 | 835 | 385 | 450 | 1,592 | 718 | 874 |
| 25 - 29 | 16,809 | 7,703 | 9,106 | 5,923 | 2,770 | 3,153 | 10,886 | 4,933 | 5,953 |
| 30 | 4,677 | 2,147 | 2,530 | 1,740 | 740 | 1,000 | 2,937 | 1,407 | 1,530 |
| 31 | 1,698 | 843 | 855 | 648 | 335 | 313 | 1,050 | 508 | 542 |
| 32 | 3,307 | 1,543 | 1,764 | 1,182 | 541 | 641 | 2,125 | 1,002 | 1,123 |
| 33 | 1,861 | 882 | 979 | 630 | 313 | 317 | 1,231 | 569 | 662 |
| 34 | 1,784 | 874 | 910 | 664 | 346 | 318 | 1,120 | 528 | 592 |
| 30 - 34 | 13,327 | 6,289 | 7,038 | 4,864 | 2,275 | 2,589 | 8,463 | 4,014 | 4,449 |
| 35 | 3,065 | 1,526 | 1,539 | 1,153 | 563 | 590 | 1,912 | 963 | 949 |
| 36 | 1,973 | 954 | 1,019 | 790 | 395 | 395 | 1,183 | 559 | 624 |
| 37 | 1,656 | 854 | 802 | 611 | 334 | 277 | 1,045 | 520 | 525 |
| 38 | 2,309 | 1,048 | 1,261 | 908 | 425 | 483 | 1,401 | 623 | 778 |
| 39 | 1,346 | 633 | 713 | 469 | 227 | 242 | 877 | 406 | 471 |
| 35 - 39 | 10,349 | 5,015 | 5,334 | 3,931 | 1,944 | 1,987 | 6,418 | 3,071 | 3,347 |

Table 15.4: Sumbawanga Municipal Council: Total Population by Age in Single Years, Five Year Age Groups, Sex and Rural-Urban

| Age | Total | | | Rural | | | Urban | | |
|----------------|--------------|--------------|--------------|--------------|--------------|--------------|--------------|--------------|--------------|
| | Both Sexes | Male | Female | Both Sexes | Male | Female | Both Sexes | Male | Female |
| 40 | 2,766 | 1,386 | 1,380 | 1,125 | 533 | 592 | 1,641 | 853 | 788 |
| 41 | 830 | 434 | 396 | 327 | 162 | 165 | 503 | 272 | 231 |
| 42 | 1,707 | 832 | 875 | 669 | 331 | 338 | 1,038 | 501 | 537 |
| 43 | 944 | 471 | 473 | 353 | 185 | 168 | 591 | 286 | 305 |
| 44 | 942 | 451 | 491 | 388 | 196 | 192 | 554 | 255 | 299 |
| 40 - 44 | 7,189 | 3,574 | 3,615 | 2,862 | 1,407 | 1,455 | 4,327 | 2,167 | 2,160 |
| 45 | 1,601 | 799 | 802 | 683 | 341 | 342 | 918 | 458 | 460 |
| 46 | 956 | 476 | 480 | 395 | 194 | 201 | 561 | 282 | 279 |
| 47 | 790 | 361 | 429 | 317 | 153 | 164 | 473 | 208 | 265 |
| 48 | 1,276 | 588 | 688 | 481 | 228 | 253 | 795 | 360 | 435 |
| 49 | 743 | 360 | 383 | 291 | 156 | 135 | 452 | 204 | 248 |
| 45 - 49 | 5,366 | 2,584 | 2,782 | 2,167 | 1,072 | 1,095 | 3,199 | 1,512 | 1,687 |
| 50 | 1,606 | 709 | 897 | 688 | 305 | 383 | 918 | 404 | 514 |
| 51 | 667 | 359 | 308 | 260 | 150 | 110 | 407 | 209 | 198 |
| 52 | 951 | 485 | 466 | 367 | 192 | 175 | 584 | 293 | 291 |
| 53 | 458 | 224 | 234 | 169 | 88 | 81 | 289 | 136 | 153 |
| 54 | 647 | 343 | 304 | 245 | 121 | 124 | 402 | 222 | 180 |
| 50 - 54 | 4,329 | 2,120 | 2,209 | 1,729 | 856 | 873 | 2,600 | 1,264 | 1,336 |
| 55 | 780 | 384 | 396 | 333 | 169 | 164 | 447 | 215 | 232 |
| 56 | 586 | 319 | 267 | 229 | 126 | 103 | 357 | 193 | 164 |
| 57 | 449 | 240 | 209 | 177 | 95 | 82 | 272 | 145 | 127 |
| 58 | 680 | 321 | 359 | 271 | 123 | 148 | 409 | 198 | 211 |
| 59 | 345 | 170 | 175 | 145 | 76 | 69 | 200 | 94 | 106 |
| 55 - 59 | 2,840 | 1,434 | 1,406 | 1,155 | 589 | 566 | 1,685 | 845 | 840 |
| 60 | 1,263 | 530 | 733 | 599 | 242 | 357 | 664 | 288 | 376 |
| 61 | 317 | 169 | 148 | 133 | 74 | 59 | 184 | 95 | 89 |
| 62 | 507 | 274 | 233 | 220 | 136 | 84 | 287 | 138 | 149 |
| 63 | 326 | 163 | 163 | 134 | 66 | 68 | 192 | 97 | 95 |
| 64 | 346 | 198 | 148 | 138 | 79 | 59 | 208 | 119 | 89 |
| 60 - 64 | 2,759 | 1,334 | 1,425 | 1,224 | 597 | 627 | 1,535 | 737 | 798 |
| 65 | 570 | 269 | 301 | 249 | 123 | 126 | 321 | 146 | 175 |
| 66 | 252 | 134 | 118 | 112 | 57 | 55 | 140 | 77 | 63 |
| 67 | 275 | 137 | 138 | 132 | 65 | 67 | 143 | 72 | 71 |
| 68 | 333 | 142 | 191 | 154 | 70 | 84 | 179 | 72 | 107 |
| 69 | 165 | 77 | 88 | 84 | 43 | 41 | 81 | 34 | 47 |
| 65 - 69 | 1,595 | 759 | 836 | 731 | 358 | 373 | 864 | 401 | 463 |
| 70 | 730 | 262 | 468 | 353 | 137 | 216 | 377 | 125 | 252 |
| 71 | 110 | 62 | 48 | 45 | 27 | 18 | 65 | 35 | 30 |
| 72 | 255 | 133 | 122 | 114 | 62 | 52 | 141 | 71 | 70 |
| 73 | 145 | 72 | 73 | 64 | 35 | 29 | 81 | 37 | 44 |
| 74 | 134 | 64 | 70 | 62 | 25 | 37 | 72 | 39 | 33 |
| 70 - 74 | 1,374 | 593 | 781 | 638 | 286 | 352 | 736 | 307 | 429 |
| 75 | 280 | 118 | 162 | 121 | 61 | 60 | 159 | 57 | 102 |
| 76 | 171 | 96 | 75 | 76 | 47 | 29 | 95 | 49 | 46 |
| 77 | 98 | 56 | 42 | 40 | 20 | 20 | 58 | 36 | 22 |
| 78 | 193 | 92 | 101 | 81 | 43 | 38 | 112 | 49 | 63 |
| 79 | 82 | 47 | 35 | 42 | 25 | 17 | 40 | 22 | 18 |
| 75 - 79 | 824 | 409 | 415 | 360 | 196 | 164 | 464 | 213 | 251 |
| 80+ | 1,237 | 504 | 733 | 574 | 263 | 311 | 663 | 241 | 422 |

Table 16.0: Kigoma Region: Total Population by Age in Single Years, Five Year Age Groups, Sex and Rural-Urban

| Age | Total | | | Rural | | | Urban | | |
|----------------|------------------|------------------|------------------|------------------|----------------|----------------|----------------|----------------|----------------|
| | Both Sexes | Male | Female | Both Sexes | Male | Female | Both Sexes | Male | Female |
| Total | 2,127,930 | 1,028,994 | 1,098,936 | 1,762,669 | 852,753 | 909,916 | 365,261 | 176,241 | 189,020 |
| 0 | 83,119 | 41,700 | 41,419 | 71,043 | 35,570 | 35,473 | 12,076 | 6,130 | 5,946 |
| 1 | 78,558 | 39,176 | 39,382 | 68,184 | 34,022 | 34,162 | 10,374 | 5,154 | 5,220 |
| 2 | 84,950 | 42,599 | 42,351 | 72,905 | 36,553 | 36,352 | 12,045 | 6,046 | 5,999 |
| 3 | 82,664 | 41,649 | 41,015 | 71,026 | 35,793 | 35,233 | 11,638 | 5,856 | 5,782 |
| 4 | 80,452 | 39,302 | 41,150 | 69,120 | 33,731 | 35,389 | 11,332 | 5,571 | 5,761 |
| 0 - 4 | 409,743 | 204,426 | 205,317 | 352,278 | 175,669 | 176,609 | 57,465 | 28,757 | 28,708 |
| 5 | 73,478 | 37,380 | 36,098 | 62,646 | 31,757 | 30,889 | 10,832 | 5,623 | 5,209 |
| 6 | 73,448 | 36,962 | 36,486 | 62,920 | 31,826 | 31,094 | 10,528 | 5,136 | 5,392 |
| 7 | 70,196 | 35,481 | 34,715 | 59,396 | 30,084 | 29,312 | 10,800 | 5,397 | 5,403 |
| 8 | 65,211 | 32,084 | 33,127 | 55,305 | 27,221 | 28,084 | 9,906 | 4,863 | 5,043 |
| 9 | 55,599 | 27,869 | 27,730 | 46,845 | 23,574 | 23,271 | 8,754 | 4,295 | 4,459 |
| 5 - 9 | 337,932 | 169,776 | 168,156 | 287,112 | 144,462 | 142,650 | 50,820 | 25,314 | 25,506 |
| 10 | 66,915 | 32,961 | 33,954 | 56,587 | 28,016 | 28,571 | 10,328 | 4,945 | 5,383 |
| 11 | 47,247 | 23,251 | 23,996 | 39,288 | 19,408 | 19,880 | 7,959 | 3,843 | 4,116 |
| 12 | 71,581 | 36,089 | 35,492 | 59,461 | 30,121 | 29,340 | 12,120 | 5,968 | 6,152 |
| 13 | 51,786 | 25,937 | 25,849 | 42,362 | 21,399 | 20,963 | 9,424 | 4,538 | 4,886 |
| 14 | 52,554 | 26,108 | 26,446 | 42,823 | 21,500 | 21,323 | 9,731 | 4,608 | 5,123 |
| 10 - 14 | 290,083 | 144,346 | 145,737 | 240,521 | 120,444 | 120,077 | 49,562 | 23,902 | 25,660 |
| 15 | 46,996 | 23,802 | 23,194 | 37,770 | 19,384 | 18,386 | 9,226 | 4,418 | 4,808 |
| 16 | 46,452 | 22,888 | 23,564 | 37,023 | 18,511 | 18,512 | 9,429 | 4,377 | 5,052 |
| 17 | 40,908 | 20,031 | 20,877 | 32,106 | 15,820 | 16,286 | 8,802 | 4,211 | 4,591 |
| 18 | 51,219 | 24,166 | 27,053 | 40,773 | 19,119 | 21,654 | 10,446 | 5,047 | 5,399 |
| 19 | 35,060 | 15,687 | 19,373 | 27,381 | 12,008 | 15,373 | 7,679 | 3,679 | 4,000 |
| 15 - 19 | 220,635 | 106,574 | 114,061 | 175,053 | 84,842 | 90,211 | 45,582 | 21,732 | 23,850 |
| 20 | 53,151 | 23,213 | 29,938 | 42,773 | 18,444 | 24,329 | 10,378 | 4,769 | 5,609 |
| 21 | 26,349 | 12,145 | 14,204 | 20,687 | 9,419 | 11,268 | 5,662 | 2,726 | 2,936 |
| 22 | 39,481 | 18,211 | 21,270 | 31,490 | 14,386 | 17,104 | 7,991 | 3,825 | 4,166 |
| 23 | 26,498 | 12,454 | 14,044 | 20,906 | 9,831 | 11,075 | 5,592 | 2,623 | 2,969 |
| 24 | 26,925 | 12,196 | 14,729 | 21,259 | 9,531 | 11,728 | 5,666 | 2,665 | 3,001 |
| 20 - 24 | 172,404 | 78,219 | 94,185 | 137,115 | 61,611 | 75,504 | 35,289 | 16,608 | 18,681 |
| 25 | 38,660 | 17,221 | 21,439 | 31,442 | 13,891 | 17,551 | 7,218 | 3,330 | 3,888 |
| 26 | 25,517 | 11,734 | 13,783 | 20,493 | 9,458 | 11,035 | 5,024 | 2,276 | 2,748 |
| 27 | 23,625 | 10,775 | 12,850 | 18,911 | 8,629 | 10,282 | 4,714 | 2,146 | 2,568 |
| 28 | 34,070 | 15,055 | 19,015 | 27,387 | 12,116 | 15,271 | 6,683 | 2,939 | 3,744 |
| 29 | 18,775 | 8,583 | 10,192 | 14,996 | 6,849 | 8,147 | 3,779 | 1,734 | 2,045 |
| 25 - 29 | 140,647 | 63,368 | 77,279 | 113,229 | 50,943 | 62,286 | 27,418 | 12,425 | 14,993 |
| 30 | 47,111 | 20,271 | 26,840 | 38,644 | 16,566 | 22,078 | 8,467 | 3,705 | 4,762 |
| 31 | 13,030 | 6,351 | 6,679 | 10,479 | 5,181 | 5,298 | 2,551 | 1,170 | 1,381 |
| 32 | 25,602 | 11,995 | 13,607 | 20,312 | 9,560 | 10,752 | 5,290 | 2,435 | 2,855 |
| 33 | 14,962 | 7,106 | 7,856 | 11,688 | 5,504 | 6,184 | 3,274 | 1,602 | 1,672 |
| 34 | 14,400 | 6,983 | 7,417 | 11,453 | 5,517 | 5,936 | 2,947 | 1,466 | 1,481 |
| 30 - 34 | 115,105 | 52,706 | 62,399 | 92,576 | 42,328 | 50,248 | 22,529 | 10,378 | 12,151 |
| 35 | 34,287 | 15,699 | 18,588 | 27,887 | 12,601 | 15,286 | 6,400 | 3,098 | 3,302 |
| 36 | 15,878 | 7,576 | 8,302 | 12,543 | 5,973 | 6,570 | 3,335 | 1,603 | 1,732 |
| 37 | 15,450 | 7,408 | 8,042 | 12,325 | 5,893 | 6,432 | 3,125 | 1,515 | 1,610 |
| 38 | 22,049 | 10,122 | 11,927 | 17,931 | 8,212 | 9,719 | 4,118 | 1,910 | 2,208 |
| 39 | 12,567 | 6,079 | 6,488 | 10,147 | 4,888 | 5,259 | 2,420 | 1,191 | 1,229 |
| 35 - 39 | 100,231 | 46,884 | 53,347 | 80,833 | 37,567 | 43,266 | 19,398 | 9,317 | 10,081 |

Table 16.0: Kigoma Region: Total Population by Age in Single Years, Five Year Age Groups, Sex and Rural-Urban

| Age | Total | | | Rural | | | Urban | | |
|----------------|---------------|---------------|---------------|---------------|---------------|---------------|---------------|--------------|--------------|
| | Both Sexes | Male | Female | Both Sexes | Male | Female | Both Sexes | Male | Female |
| 40 | 38,732 | 17,056 | 21,676 | 32,273 | 14,023 | 18,250 | 6,459 | 3,033 | 3,426 |
| 41 | 7,210 | 3,649 | 3,561 | 5,783 | 2,926 | 2,857 | 1,427 | 723 | 704 |
| 42 | 15,454 | 7,817 | 7,637 | 12,413 | 6,311 | 6,102 | 3,041 | 1,506 | 1,535 |
| 43 | 8,770 | 4,226 | 4,544 | 6,867 | 3,213 | 3,654 | 1,903 | 1,013 | 890 |
| 44 | 8,782 | 4,569 | 4,213 | 6,970 | 3,631 | 3,339 | 1,812 | 938 | 874 |
| 40 - 44 | 78,948 | 37,317 | 41,631 | 64,306 | 30,104 | 34,202 | 14,642 | 7,213 | 7,429 |
| 45 | 22,823 | 10,656 | 12,167 | 18,939 | 8,673 | 10,266 | 3,884 | 1,983 | 1,901 |
| 46 | 8,927 | 4,554 | 4,373 | 7,273 | 3,746 | 3,527 | 1,654 | 808 | 846 |
| 47 | 7,860 | 4,091 | 3,769 | 6,253 | 3,292 | 2,961 | 1,607 | 799 | 808 |
| 48 | 13,522 | 6,724 | 6,798 | 11,044 | 5,467 | 5,577 | 2,478 | 1,257 | 1,221 |
| 49 | 6,915 | 3,583 | 3,332 | 5,605 | 2,927 | 2,678 | 1,310 | 656 | 654 |
| 45 - 49 | 60,047 | 29,608 | 30,439 | 49,114 | 24,105 | 25,009 | 10,933 | 5,503 | 5,430 |
| 50 | 28,800 | 11,612 | 17,188 | 24,435 | 9,739 | 14,696 | 4,365 | 1,873 | 2,492 |
| 51 | 6,019 | 3,460 | 2,559 | 4,820 | 2,816 | 2,004 | 1,199 | 644 | 555 |
| 52 | 9,924 | 5,466 | 4,458 | 8,000 | 4,338 | 3,662 | 1,924 | 1,128 | 796 |
| 53 | 5,248 | 3,045 | 2,203 | 4,118 | 2,392 | 1,726 | 1,130 | 653 | 477 |
| 54 | 6,178 | 3,540 | 2,638 | 4,864 | 2,863 | 2,001 | 1,314 | 677 | 637 |
| 50 - 54 | 56,169 | 27,123 | 29,046 | 46,237 | 22,148 | 24,089 | 9,932 | 4,975 | 4,957 |
| 55 | 12,471 | 5,845 | 6,626 | 10,571 | 4,898 | 5,673 | 1,900 | 947 | 953 |
| 56 | 6,047 | 3,262 | 2,785 | 4,909 | 2,625 | 2,284 | 1,138 | 637 | 501 |
| 57 | 4,471 | 2,593 | 1,878 | 3,619 | 2,093 | 1,526 | 852 | 500 | 352 |
| 58 | 7,087 | 3,757 | 3,330 | 5,753 | 3,037 | 2,716 | 1,334 | 720 | 614 |
| 59 | 3,098 | 1,789 | 1,309 | 2,454 | 1,405 | 1,049 | 644 | 384 | 260 |
| 55 - 59 | 33,174 | 17,246 | 15,928 | 27,306 | 14,058 | 13,248 | 5,868 | 3,188 | 2,680 |
| 60 | 20,729 | 8,348 | 12,381 | 17,876 | 7,230 | 10,646 | 2,853 | 1,118 | 1,735 |
| 61 | 2,501 | 1,344 | 1,157 | 2,087 | 1,122 | 965 | 414 | 222 | 192 |
| 62 | 5,161 | 2,804 | 2,357 | 4,250 | 2,294 | 1,956 | 911 | 510 | 401 |
| 63 | 2,817 | 1,545 | 1,272 | 2,325 | 1,274 | 1,051 | 492 | 271 | 221 |
| 64 | 2,939 | 1,803 | 1,136 | 2,474 | 1,503 | 971 | 465 | 300 | 165 |
| 60 - 64 | 34,147 | 15,844 | 18,303 | 29,012 | 13,423 | 15,589 | 5,135 | 2,421 | 2,714 |
| 65 | 8,901 | 3,816 | 5,085 | 7,642 | 3,268 | 4,374 | 1,259 | 548 | 711 |
| 66 | 1,998 | 1,148 | 850 | 1,633 | 951 | 682 | 365 | 197 | 168 |
| 67 | 3,047 | 1,726 | 1,321 | 2,574 | 1,454 | 1,120 | 473 | 272 | 201 |
| 68 | 4,048 | 1,842 | 2,206 | 3,514 | 1,613 | 1,901 | 534 | 229 | 305 |
| 69 | 1,551 | 801 | 750 | 1,295 | 666 | 629 | 256 | 135 | 121 |
| 65 - 69 | 19,545 | 9,333 | 10,212 | 16,658 | 7,952 | 8,706 | 2,887 | 1,381 | 1,506 |
| 70 | 15,370 | 6,104 | 9,266 | 13,457 | 5,460 | 7,997 | 1,913 | 644 | 1,269 |
| 71 | 1,157 | 660 | 497 | 971 | 550 | 421 | 186 | 110 | 76 |
| 72 | 3,134 | 1,547 | 1,587 | 2,655 | 1,315 | 1,340 | 479 | 232 | 247 |
| 73 | 1,290 | 717 | 573 | 1,078 | 592 | 486 | 212 | 125 | 87 |
| 74 | 1,179 | 610 | 569 | 976 | 504 | 472 | 203 | 106 | 97 |
| 70 - 74 | 22,130 | 9,638 | 12,492 | 19,137 | 8,421 | 10,716 | 2,993 | 1,217 | 1,776 |
| 75 | 5,378 | 2,400 | 2,978 | 4,612 | 2,061 | 2,551 | 766 | 339 | 427 |
| 76 | 1,471 | 755 | 716 | 1,269 | 630 | 639 | 202 | 125 | 77 |
| 77 | 1,064 | 654 | 410 | 894 | 572 | 322 | 170 | 82 | 88 |
| 78 | 2,377 | 1,176 | 1,201 | 2,047 | 1,018 | 1,029 | 330 | 158 | 172 |
| 79 | 1,045 | 539 | 506 | 924 | 479 | 445 | 121 | 60 | 61 |
| 75 - 79 | 11,335 | 5,524 | 5,811 | 9,746 | 4,760 | 4,986 | 1,589 | 764 | 825 |
| 80+ | 25,655 | 11,062 | 14,593 | 22,436 | 9,916 | 12,520 | 3,219 | 1,146 | 2,073 |

Table 16.1: Kibondo District: Total Population by Age in Single Years, Five Year Age Groups, Sex and Rural-Urban

| Age | Total | | | Rural | | | Urban | | |
|----------------|----------------|----------------|----------------|----------------|----------------|----------------|---------------|---------------|---------------|
| | Both Sexes | Male | Female | Both Sexes | Male | Female | Both Sexes | Male | Female |
| Total | 261,331 | 125,284 | 136,047 | 231,483 | 110,675 | 120,808 | 29,848 | 14,609 | 15,239 |
| 0 | 10,977 | 5,461 | 5,516 | 9,977 | 4,940 | 5,037 | 1,000 | 521 | 479 |
| 1 | 10,077 | 5,123 | 4,954 | 9,243 | 4,689 | 4,554 | 834 | 434 | 400 |
| 2 | 10,755 | 5,353 | 5,402 | 9,805 | 4,836 | 4,969 | 950 | 517 | 433 |
| 3 | 10,113 | 5,052 | 5,061 | 9,186 | 4,579 | 4,607 | 927 | 473 | 454 |
| 4 | 10,201 | 4,861 | 5,340 | 9,318 | 4,470 | 4,848 | 883 | 391 | 492 |
| 0 - 4 | 52,123 | 25,850 | 26,273 | 47,529 | 23,514 | 24,015 | 4,594 | 2,336 | 2,258 |
| 5 | 9,114 | 4,574 | 4,540 | 8,250 | 4,117 | 4,133 | 864 | 457 | 407 |
| 6 | 9,238 | 4,640 | 4,598 | 8,382 | 4,204 | 4,178 | 856 | 436 | 420 |
| 7 | 8,851 | 4,442 | 4,409 | 8,036 | 4,072 | 3,964 | 815 | 370 | 445 |
| 8 | 8,194 | 4,046 | 4,148 | 7,386 | 3,635 | 3,751 | 808 | 411 | 397 |
| 9 | 6,888 | 3,444 | 3,444 | 6,150 | 3,046 | 3,104 | 738 | 398 | 340 |
| 5 - 9 | 42,285 | 21,146 | 21,139 | 38,204 | 19,074 | 19,130 | 4,081 | 2,072 | 2,009 |
| 10 | 8,245 | 4,005 | 4,240 | 7,446 | 3,644 | 3,802 | 799 | 361 | 438 |
| 11 | 5,905 | 2,866 | 3,039 | 5,213 | 2,527 | 2,686 | 692 | 339 | 353 |
| 12 | 8,927 | 4,429 | 4,498 | 7,919 | 3,964 | 3,955 | 1,008 | 465 | 543 |
| 13 | 6,496 | 3,156 | 3,340 | 5,699 | 2,761 | 2,938 | 797 | 395 | 402 |
| 14 | 6,536 | 3,103 | 3,433 | 5,765 | 2,735 | 3,030 | 771 | 368 | 403 |
| 10 - 14 | 36,109 | 17,559 | 18,550 | 32,042 | 15,631 | 16,411 | 4,067 | 1,928 | 2,139 |
| 15 | 5,758 | 2,832 | 2,926 | 4,936 | 2,437 | 2,499 | 822 | 395 | 427 |
| 16 | 5,668 | 2,741 | 2,927 | 4,914 | 2,402 | 2,512 | 754 | 339 | 415 |
| 17 | 5,052 | 2,387 | 2,665 | 4,295 | 2,034 | 2,261 | 757 | 353 | 404 |
| 18 | 6,088 | 2,690 | 3,398 | 5,289 | 2,314 | 2,975 | 799 | 376 | 423 |
| 19 | 4,189 | 1,827 | 2,362 | 3,543 | 1,475 | 2,068 | 646 | 352 | 294 |
| 15 - 19 | 26,755 | 12,477 | 14,278 | 22,977 | 10,662 | 12,315 | 3,778 | 1,815 | 1,963 |
| 20 | 6,156 | 2,739 | 3,417 | 5,375 | 2,394 | 2,981 | 781 | 345 | 436 |
| 21 | 3,370 | 1,598 | 1,772 | 2,862 | 1,352 | 1,510 | 508 | 246 | 262 |
| 22 | 4,964 | 2,325 | 2,639 | 4,328 | 2,012 | 2,316 | 636 | 313 | 323 |
| 23 | 3,271 | 1,579 | 1,692 | 2,841 | 1,386 | 1,455 | 430 | 193 | 237 |
| 24 | 3,564 | 1,715 | 1,849 | 3,013 | 1,432 | 1,581 | 551 | 283 | 268 |
| 20 - 24 | 21,325 | 9,956 | 11,369 | 18,419 | 8,576 | 9,843 | 2,906 | 1,380 | 1,526 |
| 25 | 4,656 | 2,170 | 2,486 | 4,099 | 1,921 | 2,178 | 557 | 249 | 308 |
| 26 | 3,165 | 1,529 | 1,636 | 2,726 | 1,326 | 1,400 | 439 | 203 | 236 |
| 27 | 3,088 | 1,493 | 1,595 | 2,685 | 1,301 | 1,384 | 403 | 192 | 211 |
| 28 | 4,192 | 1,918 | 2,274 | 3,542 | 1,625 | 1,917 | 650 | 293 | 357 |
| 29 | 2,347 | 1,110 | 1,237 | 2,017 | 941 | 1,076 | 330 | 169 | 161 |
| 25 - 29 | 17,448 | 8,220 | 9,228 | 15,069 | 7,114 | 7,955 | 2,379 | 1,106 | 1,273 |
| 30 | 5,168 | 2,241 | 2,927 | 4,490 | 1,938 | 2,552 | 678 | 303 | 375 |
| 31 | 1,643 | 856 | 787 | 1,358 | 728 | 630 | 285 | 128 | 157 |
| 32 | 3,100 | 1,476 | 1,624 | 2,615 | 1,239 | 1,376 | 485 | 237 | 248 |
| 33 | 1,818 | 865 | 953 | 1,548 | 709 | 839 | 270 | 156 | 114 |
| 34 | 1,803 | 914 | 889 | 1,507 | 740 | 767 | 296 | 174 | 122 |
| 30 - 34 | 13,532 | 6,352 | 7,180 | 11,518 | 5,354 | 6,164 | 2,014 | 998 | 1,016 |
| 35 | 3,809 | 1,773 | 2,036 | 3,297 | 1,534 | 1,763 | 512 | 239 | 273 |
| 36 | 1,979 | 951 | 1,028 | 1,695 | 808 | 887 | 284 | 143 | 141 |
| 37 | 1,860 | 920 | 940 | 1,583 | 788 | 795 | 277 | 132 | 145 |
| 38 | 2,651 | 1,143 | 1,508 | 2,303 | 978 | 1,325 | 348 | 165 | 183 |
| 39 | 1,461 | 697 | 764 | 1,236 | 586 | 650 | 225 | 111 | 114 |
| 35 - 39 | 11,760 | 5,484 | 6,276 | 10,114 | 4,694 | 5,420 | 1,646 | 790 | 856 |

Table 16.1: Kibondo District: Total Population by Age in Single Years, Five Year Age Groups, Sex and Rural-Urban

| Age | Total | | | Rural | | | Urban | | |
|----------------|--------------|--------------|--------------|--------------|--------------|--------------|--------------|------------|------------|
| | Both Sexes | Male | Female | Both Sexes | Male | Female | Both Sexes | Male | Female |
| 40 | 4,105 | 1,761 | 2,344 | 3,655 | 1,552 | 2,103 | 450 | 209 | 241 |
| 41 | 953 | 515 | 438 | 822 | 432 | 390 | 131 | 83 | 48 |
| 42 | 1,762 | 865 | 897 | 1,505 | 725 | 780 | 257 | 140 | 117 |
| 43 | 1,100 | 504 | 596 | 933 | 396 | 537 | 167 | 108 | 59 |
| 44 | 1,059 | 515 | 544 | 909 | 438 | 471 | 150 | 77 | 73 |
| 40 - 44 | 8,979 | 4,160 | 4,819 | 7,824 | 3,543 | 4,281 | 1,155 | 617 | 538 |
| 45 | 2,524 | 1,134 | 1,390 | 2,246 | 996 | 1,250 | 278 | 138 | 140 |
| 46 | 1,045 | 522 | 523 | 894 | 441 | 453 | 151 | 81 | 70 |
| 47 | 894 | 448 | 446 | 754 | 379 | 375 | 140 | 69 | 71 |
| 48 | 1,590 | 758 | 832 | 1,391 | 649 | 742 | 199 | 109 | 90 |
| 49 | 897 | 449 | 448 | 791 | 377 | 414 | 106 | 72 | 34 |
| 45 - 49 | 6,950 | 3,311 | 3,639 | 6,076 | 2,842 | 3,234 | 874 | 469 | 405 |
| 50 | 3,256 | 1,205 | 2,051 | 2,965 | 1,063 | 1,902 | 291 | 142 | 149 |
| 51 | 761 | 363 | 398 | 668 | 322 | 346 | 93 | 41 | 52 |
| 52 | 1,207 | 644 | 563 | 1,032 | 538 | 494 | 175 | 106 | 69 |
| 53 | 628 | 295 | 333 | 548 | 252 | 296 | 80 | 43 | 37 |
| 54 | 682 | 345 | 337 | 579 | 298 | 281 | 103 | 47 | 56 |
| 50 - 54 | 6,534 | 2,852 | 3,682 | 5,792 | 2,473 | 3,319 | 742 | 379 | 363 |
| 55 | 1,347 | 556 | 791 | 1,214 | 493 | 721 | 133 | 63 | 70 |
| 56 | 725 | 365 | 360 | 635 | 327 | 308 | 90 | 38 | 52 |
| 57 | 527 | 261 | 266 | 439 | 214 | 225 | 88 | 47 | 41 |
| 58 | 827 | 425 | 402 | 728 | 360 | 368 | 99 | 65 | 34 |
| 59 | 337 | 180 | 157 | 279 | 140 | 139 | 58 | 40 | 18 |
| 55 - 59 | 3,763 | 1,787 | 1,976 | 3,295 | 1,534 | 1,761 | 468 | 253 | 215 |
| 60 | 2,505 | 982 | 1,523 | 2,299 | 895 | 1,404 | 206 | 87 | 119 |
| 61 | 336 | 161 | 175 | 298 | 145 | 153 | 38 | 16 | 22 |
| 62 | 610 | 322 | 288 | 537 | 276 | 261 | 73 | 46 | 27 |
| 63 | 299 | 152 | 147 | 270 | 139 | 131 | 29 | 13 | 16 |
| 64 | 331 | 180 | 151 | 287 | 155 | 132 | 44 | 25 | 19 |
| 60 - 64 | 4,081 | 1,797 | 2,284 | 3,691 | 1,610 | 2,081 | 390 | 187 | 203 |
| 65 | 1,135 | 431 | 704 | 1,055 | 410 | 645 | 80 | 21 | 59 |
| 66 | 274 | 166 | 108 | 241 | 151 | 90 | 33 | 15 | 18 |
| 67 | 386 | 204 | 182 | 352 | 182 | 170 | 34 | 22 | 12 |
| 68 | 498 | 227 | 271 | 466 | 222 | 244 | 32 | 5 | 27 |
| 69 | 203 | 97 | 106 | 177 | 90 | 87 | 26 | 7 | 19 |
| 65 - 69 | 2,496 | 1,125 | 1,371 | 2,291 | 1,055 | 1,236 | 205 | 70 | 135 |
| 70 | 1,770 | 690 | 1,080 | 1,662 | 665 | 997 | 108 | 25 | 83 |
| 71 | 139 | 71 | 68 | 127 | 64 | 63 | 12 | 7 | 5 |
| 72 | 380 | 202 | 178 | 330 | 174 | 156 | 50 | 28 | 22 |
| 73 | 169 | 90 | 79 | 149 | 80 | 69 | 20 | 10 | 10 |
| 74 | 166 | 78 | 88 | 144 | 70 | 74 | 22 | 8 | 14 |
| 70 - 74 | 2,624 | 1,131 | 1,493 | 2,412 | 1,053 | 1,359 | 212 | 78 | 134 |
| 75 | 651 | 287 | 364 | 599 | 269 | 330 | 52 | 18 | 34 |
| 76 | 238 | 119 | 119 | 221 | 108 | 113 | 17 | 11 | 6 |
| 77 | 139 | 82 | 57 | 125 | 75 | 50 | 14 | 7 | 7 |
| 78 | 313 | 177 | 136 | 295 | 169 | 126 | 18 | 8 | 10 |
| 79 | 133 | 54 | 79 | 126 | 49 | 77 | 7 | 5 | 2 |
| 75 - 79 | 1,474 | 719 | 755 | 1,366 | 670 | 696 | 108 | 49 | 59 |
| 80+ | 3,093 | 1,358 | 1,735 | 2,864 | 1,276 | 1,588 | 229 | 82 | 147 |

Table 16.2: Kasulu District: Total Population by Age in Single Years, Five Year Age Groups, Sex and Rural-Urban

| Age | Total | | | Rural | | | Urban | | |
|----------------|----------------|----------------|----------------|----------------|----------------|----------------|--------------|--------------|--------------|
| | Both Sexes | Male | Female | Both Sexes | Male | Female | Both Sexes | Male | Female |
| Total | 425,794 | 207,421 | 218,373 | 418,511 | 204,036 | 214,475 | 7,283 | 3,385 | 3,898 |
| 0 | 18,213 | 8,910 | 9,303 | 17,939 | 8,755 | 9,184 | 274 | 155 | 119 |
| 1 | 16,712 | 8,078 | 8,634 | 16,440 | 7,927 | 8,513 | 272 | 151 | 121 |
| 2 | 18,667 | 9,588 | 9,079 | 18,352 | 9,424 | 8,928 | 315 | 164 | 151 |
| 3 | 18,603 | 9,633 | 8,970 | 18,275 | 9,494 | 8,781 | 328 | 139 | 189 |
| 4 | 17,479 | 8,224 | 9,255 | 17,240 | 8,122 | 9,118 | 239 | 102 | 137 |
| 0 - 4 | 89,674 | 44,433 | 45,241 | 88,246 | 43,722 | 44,524 | 1,428 | 711 | 717 |
| 5 | 15,365 | 7,654 | 7,711 | 15,144 | 7,529 | 7,615 | 221 | 125 | 96 |
| 6 | 16,132 | 8,241 | 7,891 | 15,856 | 8,125 | 7,731 | 276 | 116 | 160 |
| 7 | 14,266 | 7,164 | 7,102 | 13,976 | 7,030 | 6,946 | 290 | 134 | 156 |
| 8 | 14,121 | 6,871 | 7,250 | 13,879 | 6,740 | 7,139 | 242 | 131 | 111 |
| 9 | 11,910 | 6,138 | 5,772 | 11,719 | 6,044 | 5,675 | 191 | 94 | 97 |
| 5 - 9 | 71,794 | 36,068 | 35,726 | 70,574 | 35,468 | 35,106 | 1,220 | 600 | 620 |
| 10 | 14,202 | 7,204 | 6,998 | 13,985 | 7,092 | 6,893 | 217 | 112 | 105 |
| 11 | 9,849 | 4,834 | 5,015 | 9,667 | 4,765 | 4,902 | 182 | 69 | 113 |
| 12 | 14,652 | 7,375 | 7,277 | 14,433 | 7,264 | 7,169 | 219 | 111 | 108 |
| 13 | 10,119 | 4,996 | 5,123 | 9,940 | 4,917 | 5,023 | 179 | 79 | 100 |
| 14 | 10,084 | 5,130 | 4,954 | 9,911 | 5,038 | 4,873 | 173 | 92 | 81 |
| 10 - 14 | 58,906 | 29,539 | 29,367 | 57,936 | 29,076 | 28,860 | 970 | 463 | 507 |
| 15 | 9,091 | 4,759 | 4,332 | 8,921 | 4,672 | 4,249 | 170 | 87 | 83 |
| 16 | 9,402 | 4,884 | 4,518 | 9,263 | 4,817 | 4,446 | 139 | 67 | 72 |
| 17 | 7,936 | 4,060 | 3,876 | 7,787 | 3,984 | 3,803 | 149 | 76 | 73 |
| 18 | 9,868 | 4,683 | 5,185 | 9,690 | 4,610 | 5,080 | 178 | 73 | 105 |
| 19 | 6,684 | 2,893 | 3,791 | 6,585 | 2,854 | 3,731 | 99 | 39 | 60 |
| 15 - 19 | 42,981 | 21,279 | 21,702 | 42,246 | 20,937 | 21,309 | 735 | 342 | 393 |
| 20 | 10,751 | 4,742 | 6,009 | 10,568 | 4,682 | 5,886 | 183 | 60 | 123 |
| 21 | 5,056 | 2,317 | 2,739 | 4,966 | 2,290 | 2,676 | 90 | 27 | 63 |
| 22 | 7,448 | 3,407 | 4,041 | 7,323 | 3,354 | 3,969 | 125 | 53 | 72 |
| 23 | 5,067 | 2,475 | 2,592 | 4,994 | 2,450 | 2,544 | 73 | 25 | 48 |
| 24 | 5,049 | 2,293 | 2,756 | 4,961 | 2,261 | 2,700 | 88 | 32 | 56 |
| 20 - 24 | 33,371 | 15,234 | 18,137 | 32,812 | 15,037 | 17,775 | 559 | 197 | 362 |
| 25 | 7,675 | 3,543 | 4,132 | 7,545 | 3,472 | 4,073 | 130 | 71 | 59 |
| 26 | 5,044 | 2,398 | 2,646 | 4,974 | 2,368 | 2,606 | 70 | 30 | 40 |
| 27 | 4,577 | 2,049 | 2,528 | 4,502 | 2,015 | 2,487 | 75 | 34 | 41 |
| 28 | 6,472 | 2,911 | 3,561 | 6,364 | 2,869 | 3,495 | 108 | 42 | 66 |
| 29 | 3,410 | 1,601 | 1,809 | 3,372 | 1,587 | 1,785 | 38 | 14 | 24 |
| 25 - 29 | 27,178 | 12,502 | 14,676 | 26,757 | 12,311 | 14,446 | 421 | 191 | 230 |
| 30 | 9,394 | 4,137 | 5,257 | 9,254 | 4,084 | 5,170 | 140 | 53 | 87 |
| 31 | 2,539 | 1,213 | 1,326 | 2,497 | 1,199 | 1,298 | 42 | 14 | 28 |
| 32 | 4,777 | 2,260 | 2,517 | 4,689 | 2,231 | 2,458 | 88 | 29 | 59 |
| 33 | 2,711 | 1,277 | 1,434 | 2,661 | 1,250 | 1,411 | 50 | 27 | 23 |
| 34 | 2,605 | 1,305 | 1,300 | 2,562 | 1,286 | 1,276 | 43 | 19 | 24 |
| 30 - 34 | 22,026 | 10,192 | 11,834 | 21,663 | 10,050 | 11,613 | 363 | 142 | 221 |
| 35 | 6,741 | 2,878 | 3,863 | 6,621 | 2,823 | 3,798 | 120 | 55 | 65 |
| 36 | 2,880 | 1,439 | 1,441 | 2,829 | 1,415 | 1,414 | 51 | 24 | 27 |
| 37 | 2,861 | 1,332 | 1,529 | 2,820 | 1,319 | 1,501 | 41 | 13 | 28 |
| 38 | 3,951 | 1,813 | 2,138 | 3,874 | 1,780 | 2,094 | 77 | 33 | 44 |
| 39 | 2,265 | 1,128 | 1,137 | 2,225 | 1,106 | 1,119 | 40 | 22 | 18 |
| 35 - 39 | 18,698 | 8,590 | 10,108 | 18,369 | 8,443 | 9,926 | 329 | 147 | 182 |

Table 16.2: Kasulu District: Total Population by Age in Single Years, Five Year Age Groups, Sex and Rural-Urban

| Age | Total | | | Rural | | | Urban | | |
|----------------|---------------|--------------|--------------|---------------|--------------|--------------|------------|------------|------------|
| | Both Sexes | Male | Female | Both Sexes | Male | Female | Both Sexes | Male | Female |
| 40 | 7,669 | 3,343 | 4,326 | 7,543 | 3,307 | 4,236 | 126 | 36 | 90 |
| 41 | 1,271 | 666 | 605 | 1,261 | 665 | 596 | 10 | 1 | 9 |
| 42 | 2,764 | 1,428 | 1,336 | 2,707 | 1,407 | 1,300 | 57 | 21 | 36 |
| 43 | 1,474 | 708 | 766 | 1,447 | 693 | 754 | 27 | 15 | 12 |
| 44 | 1,541 | 790 | 751 | 1,516 | 779 | 737 | 25 | 11 | 14 |
| 40 - 44 | 14,719 | 6,935 | 7,784 | 14,474 | 6,851 | 7,623 | 245 | 84 | 161 |
| 45 | 4,346 | 2,071 | 2,275 | 4,259 | 2,019 | 2,240 | 87 | 52 | 35 |
| 46 | 1,621 | 815 | 806 | 1,589 | 800 | 789 | 32 | 15 | 17 |
| 47 | 1,490 | 846 | 644 | 1,475 | 838 | 637 | 15 | 8 | 7 |
| 48 | 2,290 | 1,168 | 1,122 | 2,239 | 1,152 | 1,087 | 51 | 16 | 35 |
| 49 | 1,168 | 616 | 552 | 1,150 | 605 | 545 | 18 | 11 | 7 |
| 45 - 49 | 10,915 | 5,516 | 5,399 | 10,712 | 5,414 | 5,298 | 203 | 102 | 101 |
| 50 | 5,481 | 2,342 | 3,139 | 5,361 | 2,283 | 3,078 | 120 | 59 | 61 |
| 51 | 920 | 545 | 375 | 894 | 527 | 367 | 26 | 18 | 8 |
| 52 | 1,772 | 932 | 840 | 1,729 | 900 | 829 | 43 | 32 | 11 |
| 53 | 911 | 524 | 387 | 894 | 513 | 381 | 17 | 11 | 6 |
| 54 | 1,113 | 713 | 400 | 1,099 | 705 | 394 | 14 | 8 | 6 |
| 50 - 54 | 10,197 | 5,056 | 5,141 | 9,977 | 4,928 | 5,049 | 220 | 128 | 92 |
| 55 | 2,609 | 1,327 | 1,282 | 2,557 | 1,305 | 1,252 | 52 | 22 | 30 |
| 56 | 1,015 | 562 | 453 | 990 | 548 | 442 | 25 | 14 | 11 |
| 57 | 774 | 450 | 324 | 764 | 447 | 317 | 10 | 3 | 7 |
| 58 | 1,029 | 542 | 487 | 1,015 | 536 | 479 | 14 | 6 | 8 |
| 59 | 465 | 284 | 181 | 441 | 266 | 175 | 24 | 18 | 6 |
| 55 - 59 | 5,892 | 3,165 | 2,727 | 5,767 | 3,102 | 2,665 | 125 | 63 | 62 |
| 60 | 3,819 | 1,577 | 2,242 | 3,723 | 1,541 | 2,182 | 96 | 36 | 60 |
| 61 | 510 | 219 | 291 | 503 | 215 | 288 | 7 | 4 | 3 |
| 62 | 971 | 514 | 457 | 953 | 499 | 454 | 18 | 15 | 3 |
| 63 | 464 | 261 | 203 | 457 | 260 | 197 | 7 | 1 | 6 |
| 64 | 581 | 342 | 239 | 574 | 338 | 236 | 7 | 4 | 3 |
| 60 - 64 | 6,345 | 2,913 | 3,432 | 6,210 | 2,853 | 3,357 | 135 | 60 | 75 |
| 65 | 1,477 | 688 | 789 | 1,441 | 672 | 769 | 36 | 16 | 20 |
| 66 | 315 | 176 | 139 | 306 | 170 | 136 | 9 | 6 | 3 |
| 67 | 474 | 261 | 213 | 471 | 258 | 213 | 3 | 3 | 0 |
| 68 | 674 | 265 | 409 | 660 | 259 | 401 | 14 | 6 | 8 |
| 69 | 223 | 102 | 121 | 221 | 101 | 120 | 2 | 1 | 1 |
| 65 - 69 | 3,163 | 1,492 | 1,671 | 3,099 | 1,460 | 1,639 | 64 | 32 | 32 |
| 70 | 2,743 | 1,184 | 1,559 | 2,690 | 1,162 | 1,528 | 53 | 22 | 31 |
| 71 | 180 | 86 | 94 | 174 | 83 | 91 | 6 | 3 | 3 |
| 72 | 618 | 276 | 342 | 601 | 267 | 334 | 17 | 9 | 8 |
| 73 | 229 | 120 | 109 | 223 | 115 | 108 | 6 | 5 | 1 |
| 74 | 159 | 87 | 72 | 152 | 83 | 69 | 7 | 4 | 3 |
| 70 - 74 | 3,929 | 1,753 | 2,176 | 3,840 | 1,710 | 2,130 | 89 | 43 | 46 |
| 75 | 896 | 406 | 490 | 868 | 394 | 474 | 28 | 12 | 16 |
| 76 | 234 | 127 | 107 | 233 | 126 | 107 | 1 | 1 | 0 |
| 77 | 146 | 90 | 56 | 144 | 90 | 54 | 2 | 0 | 2 |
| 78 | 355 | 160 | 195 | 346 | 155 | 191 | 9 | 5 | 4 |
| 79 | 169 | 92 | 77 | 166 | 89 | 77 | 3 | 3 | 0 |
| 75 - 79 | 1,800 | 875 | 925 | 1,757 | 854 | 903 | 43 | 21 | 22 |
| 80+ | 4,206 | 1,879 | 2,327 | 4,072 | 1,820 | 2,252 | 134 | 59 | 75 |

Table 16.3: Kigoma District: Total Population by Age in Single Years, Five Year Age Groups, Sex and Rural-Urban

| Age | Total | | | Rural | | | Urban | | |
|----------------|----------------|----------------|----------------|----------------|---------------|----------------|--------------|--------------|--------------|
| | Both Sexes | Male | Female | Both Sexes | Male | Female | Both Sexes | Male | Female |
| Total | 211,566 | 101,499 | 110,067 | 203,619 | 97,788 | 105,831 | 7,947 | 3,711 | 4,236 |
| 0 | 7,626 | 3,892 | 3,734 | 7,347 | 3,750 | 3,597 | 279 | 142 | 137 |
| 1 | 7,220 | 3,637 | 3,583 | 7,016 | 3,526 | 3,490 | 204 | 111 | 93 |
| 2 | 7,857 | 3,947 | 3,910 | 7,591 | 3,833 | 3,758 | 266 | 114 | 152 |
| 3 | 7,497 | 3,716 | 3,781 | 7,265 | 3,578 | 3,687 | 232 | 138 | 94 |
| 4 | 7,512 | 3,757 | 3,755 | 7,261 | 3,638 | 3,623 | 251 | 119 | 132 |
| 0 - 4 | 37,712 | 18,949 | 18,763 | 36,480 | 18,325 | 18,155 | 1,232 | 624 | 608 |
| 5 | 7,149 | 3,725 | 3,424 | 6,873 | 3,576 | 3,297 | 276 | 149 | 127 |
| 6 | 7,016 | 3,565 | 3,451 | 6,807 | 3,454 | 3,353 | 209 | 111 | 98 |
| 7 | 6,809 | 3,577 | 3,232 | 6,577 | 3,446 | 3,131 | 232 | 131 | 101 |
| 8 | 6,291 | 3,076 | 3,215 | 6,040 | 2,942 | 3,098 | 251 | 134 | 117 |
| 9 | 5,391 | 2,714 | 2,677 | 5,234 | 2,633 | 2,601 | 157 | 81 | 76 |
| 5 - 9 | 32,656 | 16,657 | 15,999 | 31,531 | 16,051 | 15,480 | 1,125 | 606 | 519 |
| 10 | 6,797 | 3,283 | 3,514 | 6,565 | 3,164 | 3,401 | 232 | 119 | 113 |
| 11 | 4,606 | 2,294 | 2,312 | 4,438 | 2,207 | 2,231 | 168 | 87 | 81 |
| 12 | 7,504 | 3,818 | 3,686 | 7,227 | 3,680 | 3,547 | 277 | 138 | 139 |
| 13 | 5,312 | 2,833 | 2,479 | 5,127 | 2,751 | 2,376 | 185 | 82 | 103 |
| 14 | 5,322 | 2,706 | 2,616 | 5,110 | 2,621 | 2,489 | 212 | 85 | 127 |
| 10 - 14 | 29,541 | 14,934 | 14,607 | 28,467 | 14,423 | 14,044 | 1,074 | 511 | 563 |
| 15 | 4,881 | 2,531 | 2,350 | 4,687 | 2,435 | 2,252 | 194 | 96 | 98 |
| 16 | 4,639 | 2,315 | 2,324 | 4,465 | 2,227 | 2,238 | 174 | 88 | 86 |
| 17 | 4,137 | 2,014 | 2,123 | 3,976 | 1,929 | 2,047 | 161 | 85 | 76 |
| 18 | 5,406 | 2,551 | 2,855 | 5,155 | 2,437 | 2,718 | 251 | 114 | 137 |
| 19 | 3,606 | 1,739 | 1,867 | 3,419 | 1,640 | 1,779 | 187 | 99 | 88 |
| 15 - 19 | 22,669 | 11,150 | 11,519 | 21,702 | 10,668 | 11,034 | 967 | 482 | 485 |
| 20 | 5,663 | 2,505 | 3,158 | 5,451 | 2,413 | 3,038 | 212 | 92 | 120 |
| 21 | 2,514 | 1,144 | 1,370 | 2,390 | 1,093 | 1,297 | 124 | 51 | 73 |
| 22 | 3,722 | 1,557 | 2,165 | 3,570 | 1,492 | 2,078 | 152 | 65 | 87 |
| 23 | 2,400 | 1,035 | 1,365 | 2,286 | 989 | 1,297 | 114 | 46 | 68 |
| 24 | 2,343 | 1,035 | 1,308 | 2,252 | 1,002 | 1,250 | 91 | 33 | 58 |
| 20 - 24 | 16,642 | 7,276 | 9,366 | 15,949 | 6,989 | 8,960 | 693 | 287 | 406 |
| 25 | 4,049 | 1,642 | 2,407 | 3,875 | 1,568 | 2,307 | 174 | 74 | 100 |
| 26 | 2,359 | 1,008 | 1,351 | 2,267 | 976 | 1,291 | 92 | 32 | 60 |
| 27 | 2,082 | 904 | 1,178 | 1,980 | 865 | 1,115 | 102 | 39 | 63 |
| 28 | 3,114 | 1,337 | 1,777 | 3,007 | 1,288 | 1,719 | 107 | 49 | 58 |
| 29 | 1,591 | 684 | 907 | 1,526 | 665 | 861 | 65 | 19 | 46 |
| 25 - 29 | 13,195 | 5,575 | 7,620 | 12,655 | 5,362 | 7,293 | 540 | 213 | 327 |
| 30 | 4,961 | 1,947 | 3,014 | 4,751 | 1,866 | 2,885 | 210 | 81 | 129 |
| 31 | 1,042 | 507 | 535 | 1,012 | 497 | 515 | 30 | 10 | 20 |
| 32 | 2,313 | 1,067 | 1,246 | 2,210 | 1,025 | 1,185 | 103 | 42 | 61 |
| 33 | 1,269 | 567 | 702 | 1,227 | 548 | 679 | 42 | 19 | 23 |
| 34 | 1,325 | 609 | 716 | 1,291 | 593 | 698 | 34 | 16 | 18 |
| 30 - 34 | 10,910 | 4,697 | 6,213 | 10,491 | 4,529 | 5,962 | 419 | 168 | 251 |
| 35 | 3,696 | 1,611 | 2,085 | 3,539 | 1,537 | 2,002 | 157 | 74 | 83 |
| 36 | 1,394 | 602 | 792 | 1,342 | 576 | 766 | 52 | 26 | 26 |
| 37 | 1,393 | 655 | 738 | 1,352 | 639 | 713 | 41 | 16 | 25 |
| 38 | 2,135 | 891 | 1,244 | 2,052 | 865 | 1,187 | 83 | 26 | 57 |
| 39 | 1,116 | 508 | 608 | 1,078 | 497 | 581 | 38 | 11 | 27 |
| 35 - 39 | 9,734 | 4,267 | 5,467 | 9,363 | 4,114 | 5,249 | 371 | 153 | 218 |

Table 16.3: Kigoma District: Total Population by Age in Single Years, Five Year Age Groups, Sex and Rural-Urban

| Age | Total | | | Rural | | | Urban | | |
|----------------|--------------|--------------|--------------|--------------|--------------|--------------|------------|------------|------------|
| | Both Sexes | Male | Female | Both Sexes | Male | Female | Both Sexes | Male | Female |
| 40 | 4,363 | 1,748 | 2,615 | 4,194 | 1,682 | 2,512 | 169 | 66 | 103 |
| 41 | 568 | 257 | 311 | 557 | 255 | 302 | 11 | 2 | 9 |
| 42 | 1,542 | 714 | 828 | 1,474 | 675 | 799 | 68 | 39 | 29 |
| 43 | 811 | 362 | 449 | 783 | 348 | 435 | 28 | 14 | 14 |
| 44 | 808 | 454 | 354 | 777 | 440 | 337 | 31 | 14 | 17 |
| 40 - 44 | 8,092 | 3,535 | 4,557 | 7,785 | 3,400 | 4,385 | 307 | 135 | 172 |
| 45 | 2,702 | 1,164 | 1,538 | 2,592 | 1,117 | 1,475 | 110 | 47 | 63 |
| 46 | 928 | 465 | 463 | 888 | 453 | 435 | 40 | 12 | 28 |
| 47 | 813 | 398 | 415 | 787 | 392 | 395 | 26 | 6 | 20 |
| 48 | 1,427 | 686 | 741 | 1,380 | 667 | 713 | 47 | 19 | 28 |
| 49 | 736 | 402 | 334 | 693 | 384 | 309 | 43 | 18 | 25 |
| 45 - 49 | 6,606 | 3,115 | 3,491 | 6,340 | 3,013 | 3,327 | 266 | 102 | 164 |
| 50 | 3,437 | 1,301 | 2,136 | 3,303 | 1,247 | 2,056 | 134 | 54 | 80 |
| 51 | 662 | 429 | 233 | 643 | 419 | 224 | 19 | 10 | 9 |
| 52 | 1,102 | 620 | 482 | 1,061 | 602 | 459 | 41 | 18 | 23 |
| 53 | 552 | 324 | 228 | 525 | 313 | 212 | 27 | 11 | 16 |
| 54 | 635 | 409 | 226 | 601 | 384 | 217 | 34 | 25 | 9 |
| 50 - 54 | 6,388 | 3,083 | 3,305 | 6,133 | 2,965 | 3,168 | 255 | 118 | 137 |
| 55 | 1,496 | 675 | 821 | 1,422 | 645 | 777 | 74 | 30 | 44 |
| 56 | 641 | 335 | 306 | 614 | 323 | 291 | 27 | 12 | 15 |
| 57 | 536 | 342 | 194 | 514 | 329 | 185 | 22 | 13 | 9 |
| 58 | 779 | 396 | 383 | 753 | 383 | 370 | 26 | 13 | 13 |
| 59 | 355 | 197 | 158 | 335 | 188 | 147 | 20 | 9 | 11 |
| 55 - 59 | 3,807 | 1,945 | 1,862 | 3,638 | 1,868 | 1,770 | 169 | 77 | 92 |
| 60 | 2,501 | 930 | 1,571 | 2,402 | 899 | 1,503 | 99 | 31 | 68 |
| 61 | 233 | 118 | 115 | 219 | 115 | 104 | 14 | 3 | 11 |
| 62 | 571 | 319 | 252 | 551 | 306 | 245 | 20 | 13 | 7 |
| 63 | 372 | 211 | 161 | 352 | 198 | 154 | 20 | 13 | 7 |
| 64 | 314 | 213 | 101 | 308 | 208 | 100 | 6 | 5 | 1 |
| 60 - 64 | 3,991 | 1,791 | 2,200 | 3,832 | 1,726 | 2,106 | 159 | 65 | 94 |
| 65 | 1,042 | 459 | 583 | 1,003 | 439 | 564 | 39 | 20 | 19 |
| 66 | 223 | 133 | 90 | 217 | 130 | 87 | 6 | 3 | 3 |
| 67 | 347 | 207 | 140 | 339 | 204 | 135 | 8 | 3 | 5 |
| 68 | 445 | 213 | 232 | 425 | 202 | 223 | 20 | 11 | 9 |
| 69 | 200 | 124 | 76 | 192 | 119 | 73 | 8 | 5 | 3 |
| 65 - 69 | 2,257 | 1,136 | 1,121 | 2,176 | 1,094 | 1,082 | 81 | 42 | 39 |
| 70 | 1,942 | 746 | 1,196 | 1,841 | 705 | 1,136 | 101 | 41 | 60 |
| 71 | 137 | 98 | 39 | 128 | 94 | 34 | 9 | 4 | 5 |
| 72 | 384 | 209 | 175 | 374 | 203 | 171 | 10 | 6 | 4 |
| 73 | 141 | 85 | 56 | 138 | 84 | 54 | 3 | 1 | 2 |
| 74 | 125 | 66 | 59 | 123 | 65 | 58 | 2 | 1 | 1 |
| 70 - 74 | 2,729 | 1,204 | 1,525 | 2,604 | 1,151 | 1,453 | 125 | 53 | 72 |
| 75 | 717 | 304 | 413 | 686 | 290 | 396 | 31 | 14 | 17 |
| 76 | 167 | 74 | 93 | 160 | 69 | 91 | 7 | 5 | 2 |
| 77 | 135 | 98 | 37 | 131 | 97 | 34 | 4 | 1 | 3 |
| 78 | 285 | 150 | 135 | 275 | 144 | 131 | 10 | 6 | 4 |
| 79 | 139 | 88 | 51 | 135 | 85 | 50 | 4 | 3 | 1 |
| 75 - 79 | 1,443 | 714 | 729 | 1,387 | 685 | 702 | 56 | 29 | 27 |
| 80+ | 3,194 | 1,471 | 1,723 | 3,086 | 1,425 | 1,661 | 108 | 46 | 62 |

Table 16.4: Kigoma Ujiji Municipal Council: Total Population by Age in Single Years, Five Year Age Groups, Sex and Rural-Urban

| Age | Total | | | Rural | | | Urban | | |
|----------------|----------------|----------------|----------------|------------|----------|----------|----------------|----------------|----------------|
| | Both Sexes | Male | Female | Both Sexes | Male | Female | Both Sexes | Male | Female |
| Total | 215,458 | 104,185 | 111,273 | 0 | 0 | 0 | 215,458 | 104,185 | 111,273 |
| 0 | 6,932 | 3,497 | 3,435 | 0 | 0 | 0 | 6,932 | 3,497 | 3,435 |
| 1 | 5,880 | 2,916 | 2,964 | 0 | 0 | 0 | 5,880 | 2,916 | 2,964 |
| 2 | 6,693 | 3,353 | 3,340 | 0 | 0 | 0 | 6,693 | 3,353 | 3,340 |
| 3 | 6,612 | 3,275 | 3,337 | 0 | 0 | 0 | 6,612 | 3,275 | 3,337 |
| 4 | 6,470 | 3,233 | 3,237 | 0 | 0 | 0 | 6,470 | 3,233 | 3,237 |
| 0 - 4 | 32,587 | 16,274 | 16,313 | 0 | 0 | 0 | 32,587 | 16,274 | 16,313 |
| 5 | 6,276 | 3,241 | 3,035 | 0 | 0 | 0 | 6,276 | 3,241 | 3,035 |
| 6 | 6,145 | 3,026 | 3,119 | 0 | 0 | 0 | 6,145 | 3,026 | 3,119 |
| 7 | 6,343 | 3,248 | 3,095 | 0 | 0 | 0 | 6,343 | 3,248 | 3,095 |
| 8 | 5,710 | 2,779 | 2,931 | 0 | 0 | 0 | 5,710 | 2,779 | 2,931 |
| 9 | 5,044 | 2,500 | 2,544 | 0 | 0 | 0 | 5,044 | 2,500 | 2,544 |
| 5 - 9 | 29,518 | 14,794 | 14,724 | 0 | 0 | 0 | 29,518 | 14,794 | 14,724 |
| 10 | 6,165 | 2,932 | 3,233 | 0 | 0 | 0 | 6,165 | 2,932 | 3,233 |
| 11 | 4,587 | 2,234 | 2,353 | 0 | 0 | 0 | 4,587 | 2,234 | 2,353 |
| 12 | 7,138 | 3,546 | 3,592 | 0 | 0 | 0 | 7,138 | 3,546 | 3,592 |
| 13 | 5,544 | 2,718 | 2,826 | 0 | 0 | 0 | 5,544 | 2,718 | 2,826 |
| 14 | 5,817 | 2,759 | 3,058 | 0 | 0 | 0 | 5,817 | 2,759 | 3,058 |
| 10 - 14 | 29,251 | 14,189 | 15,062 | 0 | 0 | 0 | 29,251 | 14,189 | 15,062 |
| 15 | 5,411 | 2,598 | 2,813 | 0 | 0 | 0 | 5,411 | 2,598 | 2,813 |
| 16 | 5,790 | 2,678 | 3,112 | 0 | 0 | 0 | 5,790 | 2,678 | 3,112 |
| 17 | 5,306 | 2,566 | 2,740 | 0 | 0 | 0 | 5,306 | 2,566 | 2,740 |
| 18 | 6,339 | 3,112 | 3,227 | 0 | 0 | 0 | 6,339 | 3,112 | 3,227 |
| 19 | 4,618 | 2,161 | 2,457 | 0 | 0 | 0 | 4,618 | 2,161 | 2,457 |
| 15 - 19 | 27,464 | 13,115 | 14,349 | 0 | 0 | 0 | 27,464 | 13,115 | 14,349 |
| 20 | 6,157 | 2,854 | 3,303 | 0 | 0 | 0 | 6,157 | 2,854 | 3,303 |
| 21 | 3,255 | 1,645 | 1,610 | 0 | 0 | 0 | 3,255 | 1,645 | 1,610 |
| 22 | 4,829 | 2,375 | 2,454 | 0 | 0 | 0 | 4,829 | 2,375 | 2,454 |
| 23 | 3,433 | 1,659 | 1,774 | 0 | 0 | 0 | 3,433 | 1,659 | 1,774 |
| 24 | 3,253 | 1,562 | 1,691 | 0 | 0 | 0 | 3,253 | 1,562 | 1,691 |
| 20 - 24 | 20,927 | 10,095 | 10,832 | 0 | 0 | 0 | 20,927 | 10,095 | 10,832 |
| 25 | 4,368 | 2,026 | 2,342 | 0 | 0 | 0 | 4,368 | 2,026 | 2,342 |
| 26 | 2,968 | 1,312 | 1,656 | 0 | 0 | 0 | 2,968 | 1,312 | 1,656 |
| 27 | 2,868 | 1,273 | 1,595 | 0 | 0 | 0 | 2,868 | 1,273 | 1,595 |
| 28 | 3,979 | 1,727 | 2,252 | 0 | 0 | 0 | 3,979 | 1,727 | 2,252 |
| 29 | 2,235 | 1,011 | 1,224 | 0 | 0 | 0 | 2,235 | 1,011 | 1,224 |
| 25 - 29 | 16,418 | 7,349 | 9,069 | 0 | 0 | 0 | 16,418 | 7,349 | 9,069 |
| 30 | 5,175 | 2,264 | 2,911 | 0 | 0 | 0 | 5,175 | 2,264 | 2,911 |
| 31 | 1,415 | 655 | 760 | 0 | 0 | 0 | 1,415 | 655 | 760 |
| 32 | 3,142 | 1,441 | 1,701 | 0 | 0 | 0 | 3,142 | 1,441 | 1,701 |
| 33 | 1,907 | 913 | 994 | 0 | 0 | 0 | 1,907 | 913 | 994 |
| 34 | 1,709 | 837 | 872 | 0 | 0 | 0 | 1,709 | 837 | 872 |
| 30 - 34 | 13,348 | 6,110 | 7,238 | 0 | 0 | 0 | 13,348 | 6,110 | 7,238 |
| 35 | 3,802 | 1,834 | 1,968 | 0 | 0 | 0 | 3,802 | 1,834 | 1,968 |
| 36 | 2,014 | 987 | 1,027 | 0 | 0 | 0 | 2,014 | 987 | 1,027 |
| 37 | 1,853 | 920 | 933 | 0 | 0 | 0 | 1,853 | 920 | 933 |
| 38 | 2,403 | 1,125 | 1,278 | 0 | 0 | 0 | 2,403 | 1,125 | 1,278 |
| 39 | 1,362 | 639 | 723 | 0 | 0 | 0 | 1,362 | 639 | 723 |
| 35 - 39 | 11,434 | 5,505 | 5,929 | 0 | 0 | 0 | 11,434 | 5,505 | 5,929 |

Table 16.4: Kigoma Ujiji Municipal Council: Total Population by Age in Single Years, Five Year Age Groups, Sex and Rural-Urban

| Age | Total | | | Rural | | | Urban | | |
|----------------|--------------|--------------|--------------|------------|----------|----------|--------------|--------------|--------------|
| | Both Sexes | Male | Female | Both Sexes | Male | Female | Both Sexes | Male | Female |
| 40 | 3,984 | 1,897 | 2,087 | 0 | 0 | 0 | 3,984 | 1,897 | 2,087 |
| 41 | 862 | 410 | 452 | 0 | 0 | 0 | 862 | 410 | 452 |
| 42 | 1,797 | 888 | 909 | 0 | 0 | 0 | 1,797 | 888 | 909 |
| 43 | 1,133 | 601 | 532 | 0 | 0 | 0 | 1,133 | 601 | 532 |
| 44 | 1,097 | 569 | 528 | 0 | 0 | 0 | 1,097 | 569 | 528 |
| 40 - 44 | 8,873 | 4,365 | 4,508 | 0 | 0 | 0 | 8,873 | 4,365 | 4,508 |
| 45 | 2,360 | 1,213 | 1,147 | 0 | 0 | 0 | 2,360 | 1,213 | 1,147 |
| 46 | 988 | 485 | 503 | 0 | 0 | 0 | 988 | 485 | 503 |
| 47 | 941 | 454 | 487 | 0 | 0 | 0 | 941 | 454 | 487 |
| 48 | 1,525 | 784 | 741 | 0 | 0 | 0 | 1,525 | 784 | 741 |
| 49 | 825 | 386 | 439 | 0 | 0 | 0 | 825 | 386 | 439 |
| 45 - 49 | 6,639 | 3,322 | 3,317 | 0 | 0 | 0 | 6,639 | 3,322 | 3,317 |
| 50 | 2,722 | 1,150 | 1,572 | 0 | 0 | 0 | 2,722 | 1,150 | 1,572 |
| 51 | 730 | 396 | 334 | 0 | 0 | 0 | 730 | 396 | 334 |
| 52 | 1,182 | 692 | 490 | 0 | 0 | 0 | 1,182 | 692 | 490 |
| 53 | 728 | 404 | 324 | 0 | 0 | 0 | 728 | 404 | 324 |
| 54 | 790 | 399 | 391 | 0 | 0 | 0 | 790 | 399 | 391 |
| 50 - 54 | 6,152 | 3,041 | 3,111 | 0 | 0 | 0 | 6,152 | 3,041 | 3,111 |
| 55 | 1,147 | 595 | 552 | 0 | 0 | 0 | 1,147 | 595 | 552 |
| 56 | 671 | 389 | 282 | 0 | 0 | 0 | 671 | 389 | 282 |
| 57 | 535 | 317 | 218 | 0 | 0 | 0 | 535 | 317 | 218 |
| 58 | 849 | 459 | 390 | 0 | 0 | 0 | 849 | 459 | 390 |
| 59 | 379 | 225 | 154 | 0 | 0 | 0 | 379 | 225 | 154 |
| 55 - 59 | 3,581 | 1,985 | 1,596 | 0 | 0 | 0 | 3,581 | 1,985 | 1,596 |
| 60 | 1,684 | 639 | 1,045 | 0 | 0 | 0 | 1,684 | 639 | 1,045 |
| 61 | 241 | 132 | 109 | 0 | 0 | 0 | 241 | 132 | 109 |
| 62 | 566 | 315 | 251 | 0 | 0 | 0 | 566 | 315 | 251 |
| 63 | 319 | 182 | 137 | 0 | 0 | 0 | 319 | 182 | 137 |
| 64 | 302 | 197 | 105 | 0 | 0 | 0 | 302 | 197 | 105 |
| 60 - 64 | 3,112 | 1,465 | 1,647 | 0 | 0 | 0 | 3,112 | 1,465 | 1,647 |
| 65 | 761 | 342 | 419 | 0 | 0 | 0 | 761 | 342 | 419 |
| 66 | 223 | 118 | 105 | 0 | 0 | 0 | 223 | 118 | 105 |
| 67 | 309 | 179 | 130 | 0 | 0 | 0 | 309 | 179 | 130 |
| 68 | 313 | 126 | 187 | 0 | 0 | 0 | 313 | 126 | 187 |
| 69 | 140 | 71 | 69 | 0 | 0 | 0 | 140 | 71 | 69 |
| 65 - 69 | 1,746 | 836 | 910 | 0 | 0 | 0 | 1,746 | 836 | 910 |
| 70 | 1,094 | 367 | 727 | 0 | 0 | 0 | 1,094 | 367 | 727 |
| 71 | 99 | 57 | 42 | 0 | 0 | 0 | 99 | 57 | 42 |
| 72 | 271 | 130 | 141 | 0 | 0 | 0 | 271 | 130 | 141 |
| 73 | 122 | 74 | 48 | 0 | 0 | 0 | 122 | 74 | 48 |
| 74 | 121 | 65 | 56 | 0 | 0 | 0 | 121 | 65 | 56 |
| 70 - 74 | 1,707 | 693 | 1,014 | 0 | 0 | 0 | 1,707 | 693 | 1,014 |
| 75 | 420 | 199 | 221 | 0 | 0 | 0 | 420 | 199 | 221 |
| 76 | 114 | 63 | 51 | 0 | 0 | 0 | 114 | 63 | 51 |
| 77 | 97 | 46 | 51 | 0 | 0 | 0 | 97 | 46 | 51 |
| 78 | 170 | 79 | 91 | 0 | 0 | 0 | 170 | 79 | 91 |
| 79 | 68 | 33 | 35 | 0 | 0 | 0 | 68 | 33 | 35 |
| 75 - 79 | 869 | 420 | 449 | 0 | 0 | 0 | 869 | 420 | 449 |
| 80+ | 1,832 | 627 | 1,205 | 0 | 0 | 0 | 1,832 | 627 | 1,205 |

Table 16.5: Kigoma District: Total Population by Age in Single Years, Five Year Age Groups, Sex and Rural-Urban

| Age | Total | | | Rural | | | Urban | | |
|----------------|----------------|----------------|----------------|----------------|----------------|----------------|---------------|---------------|---------------|
| | Both Sexes | Male | Female | Both Sexes | Male | Female | Both Sexes | Male | Female |
| Total | 383,640 | 189,130 | 194,510 | 351,994 | 173,836 | 178,158 | 31,646 | 15,294 | 16,352 |
| 0 | 14,961 | 7,489 | 7,472 | 13,836 | 6,951 | 6,885 | 1,125 | 538 | 587 |
| 1 | 14,799 | 7,378 | 7,421 | 13,728 | 6,869 | 6,859 | 1,071 | 509 | 562 |
| 2 | 15,637 | 7,737 | 7,900 | 14,366 | 7,138 | 7,228 | 1,271 | 599 | 672 |
| 3 | 15,749 | 7,882 | 7,867 | 14,541 | 7,250 | 7,291 | 1,208 | 632 | 576 |
| 4 | 15,006 | 7,526 | 7,480 | 13,828 | 6,946 | 6,882 | 1,178 | 580 | 598 |
| 0 - 4 | 76,152 | 38,012 | 38,140 | 70,299 | 35,154 | 35,145 | 5,853 | 2,858 | 2,995 |
| 5 | 14,068 | 7,206 | 6,862 | 13,020 | 6,653 | 6,367 | 1,048 | 553 | 495 |
| 6 | 13,498 | 6,792 | 6,706 | 12,507 | 6,319 | 6,188 | 991 | 473 | 518 |
| 7 | 13,049 | 6,495 | 6,554 | 11,997 | 6,004 | 5,993 | 1,052 | 491 | 561 |
| 8 | 11,871 | 6,001 | 5,870 | 10,923 | 5,528 | 5,395 | 948 | 473 | 475 |
| 9 | 9,611 | 4,707 | 4,904 | 8,803 | 4,324 | 4,479 | 808 | 383 | 425 |
| 5 - 9 | 62,097 | 31,201 | 30,896 | 57,250 | 28,828 | 28,422 | 4,847 | 2,373 | 2,474 |
| 10 | 11,947 | 5,997 | 5,950 | 10,957 | 5,524 | 5,433 | 990 | 473 | 517 |
| 11 | 8,027 | 3,985 | 4,042 | 7,275 | 3,603 | 3,672 | 752 | 382 | 370 |
| 12 | 12,593 | 6,416 | 6,177 | 11,536 | 5,888 | 5,648 | 1,057 | 528 | 529 |
| 13 | 8,632 | 4,370 | 4,262 | 7,834 | 3,966 | 3,868 | 798 | 404 | 394 |
| 14 | 8,759 | 4,489 | 4,270 | 7,946 | 4,083 | 3,863 | 813 | 406 | 407 |
| 10 - 14 | 49,958 | 25,257 | 24,701 | 45,548 | 23,064 | 22,484 | 4,410 | 2,193 | 2,217 |
| 15 | 7,998 | 4,165 | 3,833 | 7,236 | 3,787 | 3,449 | 762 | 378 | 384 |
| 16 | 7,524 | 3,835 | 3,689 | 6,900 | 3,514 | 3,386 | 624 | 321 | 303 |
| 17 | 6,434 | 3,271 | 3,163 | 5,807 | 2,940 | 2,867 | 627 | 331 | 296 |
| 18 | 8,838 | 4,323 | 4,515 | 8,059 | 3,934 | 4,125 | 779 | 389 | 390 |
| 19 | 5,924 | 2,659 | 3,265 | 5,419 | 2,429 | 2,990 | 505 | 230 | 275 |
| 15 - 19 | 36,718 | 18,253 | 18,465 | 33,421 | 16,604 | 16,817 | 3,297 | 1,649 | 1,648 |
| 20 | 9,525 | 4,112 | 5,413 | 8,723 | 3,735 | 4,988 | 802 | 377 | 425 |
| 21 | 4,426 | 2,025 | 2,401 | 4,020 | 1,855 | 2,165 | 406 | 170 | 236 |
| 22 | 7,207 | 3,427 | 3,780 | 6,663 | 3,181 | 3,482 | 544 | 246 | 298 |
| 23 | 4,582 | 2,142 | 2,440 | 4,214 | 1,994 | 2,220 | 368 | 148 | 220 |
| 24 | 4,882 | 2,238 | 2,644 | 4,449 | 2,069 | 2,380 | 433 | 169 | 264 |
| 20 - 24 | 30,622 | 13,944 | 16,678 | 28,069 | 12,834 | 15,235 | 2,553 | 1,110 | 1,443 |
| 25 | 7,283 | 3,215 | 4,068 | 6,715 | 2,980 | 3,735 | 568 | 235 | 333 |
| 26 | 4,732 | 2,188 | 2,544 | 4,345 | 1,993 | 2,352 | 387 | 195 | 192 |
| 27 | 4,251 | 2,011 | 2,240 | 3,907 | 1,844 | 2,063 | 344 | 167 | 177 |
| 28 | 6,763 | 3,026 | 3,737 | 6,281 | 2,828 | 3,453 | 482 | 198 | 284 |
| 29 | 3,652 | 1,635 | 2,017 | 3,334 | 1,496 | 1,838 | 318 | 139 | 179 |
| 25 - 29 | 26,681 | 12,075 | 14,606 | 24,582 | 11,141 | 13,441 | 2,099 | 934 | 1,165 |
| 30 | 9,345 | 4,112 | 5,233 | 8,655 | 3,834 | 4,821 | 690 | 278 | 412 |
| 31 | 2,427 | 1,236 | 1,191 | 2,178 | 1,128 | 1,050 | 249 | 108 | 141 |
| 32 | 5,035 | 2,479 | 2,556 | 4,577 | 2,266 | 2,311 | 458 | 213 | 245 |
| 33 | 2,675 | 1,299 | 1,376 | 2,406 | 1,171 | 1,235 | 269 | 128 | 141 |
| 34 | 2,657 | 1,348 | 1,309 | 2,460 | 1,250 | 1,210 | 197 | 98 | 99 |
| 30 - 34 | 22,139 | 10,474 | 11,665 | 20,276 | 9,649 | 10,627 | 1,863 | 825 | 1,038 |
| 35 | 6,331 | 3,038 | 3,293 | 5,773 | 2,742 | 3,031 | 558 | 296 | 262 |
| 36 | 2,996 | 1,459 | 1,537 | 2,712 | 1,334 | 1,378 | 284 | 125 | 159 |
| 37 | 2,890 | 1,459 | 1,431 | 2,632 | 1,350 | 1,282 | 258 | 109 | 149 |
| 38 | 4,164 | 2,046 | 2,118 | 3,787 | 1,885 | 1,902 | 377 | 161 | 216 |
| 39 | 2,411 | 1,217 | 1,194 | 2,186 | 1,096 | 1,090 | 225 | 121 | 104 |
| 35 - 39 | 18,792 | 9,219 | 9,573 | 17,090 | 8,407 | 8,683 | 1,702 | 812 | 890 |

Table 16.5: Kigoma District: Total Population by Age in Single Years, Five Year Age Groups, Sex and Rural-Urban

| Age | Total | | | Rural | | | Urban | | |
|----------------|---------------|--------------|--------------|---------------|--------------|--------------|--------------|------------|------------|
| | Both Sexes | Male | Female | Both Sexes | Male | Female | Both Sexes | Male | Female |
| 40 | 7,398 | 3,431 | 3,967 | 6,883 | 3,182 | 3,701 | 515 | 249 | 266 |
| 41 | 1,305 | 716 | 589 | 1,195 | 651 | 544 | 110 | 65 | 45 |
| 42 | 2,915 | 1,605 | 1,310 | 2,675 | 1,494 | 1,181 | 240 | 111 | 129 |
| 43 | 1,571 | 809 | 762 | 1,389 | 719 | 670 | 182 | 90 | 92 |
| 44 | 1,556 | 860 | 696 | 1,417 | 787 | 630 | 139 | 73 | 66 |
| 40 - 44 | 14,745 | 7,421 | 7,324 | 13,559 | 6,833 | 6,726 | 1,186 | 588 | 598 |
| 45 | 4,065 | 1,958 | 2,107 | 3,743 | 1,801 | 1,942 | 322 | 157 | 165 |
| 46 | 1,621 | 845 | 776 | 1,481 | 776 | 705 | 140 | 69 | 71 |
| 47 | 1,426 | 786 | 640 | 1,270 | 685 | 585 | 156 | 101 | 55 |
| 48 | 2,566 | 1,310 | 1,256 | 2,346 | 1,202 | 1,144 | 220 | 108 | 112 |
| 49 | 1,172 | 643 | 529 | 1,077 | 591 | 486 | 95 | 52 | 43 |
| 45 - 49 | 10,850 | 5,542 | 5,308 | 9,917 | 5,055 | 4,862 | 933 | 487 | 446 |
| 50 | 5,001 | 2,126 | 2,875 | 4,608 | 1,954 | 2,654 | 393 | 172 | 221 |
| 51 | 1,185 | 717 | 468 | 1,072 | 656 | 416 | 113 | 61 | 52 |
| 52 | 1,887 | 1,093 | 794 | 1,711 | 977 | 734 | 176 | 116 | 60 |
| 53 | 1,011 | 642 | 369 | 918 | 586 | 332 | 93 | 56 | 37 |
| 54 | 1,133 | 678 | 455 | 1,009 | 609 | 400 | 124 | 69 | 55 |
| 50 - 54 | 10,217 | 5,256 | 4,961 | 9,318 | 4,782 | 4,536 | 899 | 474 | 425 |
| 55 | 1,968 | 921 | 1,047 | 1,828 | 853 | 975 | 140 | 68 | 72 |
| 56 | 1,112 | 630 | 482 | 1,012 | 572 | 440 | 100 | 58 | 42 |
| 57 | 840 | 505 | 335 | 768 | 465 | 303 | 72 | 40 | 32 |
| 58 | 1,411 | 808 | 603 | 1,283 | 741 | 542 | 128 | 67 | 61 |
| 59 | 598 | 382 | 216 | 550 | 354 | 196 | 48 | 28 | 20 |
| 55 - 59 | 5,929 | 3,246 | 2,683 | 5,441 | 2,985 | 2,456 | 488 | 261 | 227 |
| 60 | 3,418 | 1,519 | 1,899 | 3,151 | 1,410 | 1,741 | 267 | 109 | 158 |
| 61 | 483 | 297 | 186 | 443 | 271 | 172 | 40 | 26 | 14 |
| 62 | 905 | 547 | 358 | 817 | 500 | 317 | 88 | 47 | 41 |
| 63 | 525 | 320 | 205 | 486 | 299 | 187 | 39 | 21 | 18 |
| 64 | 581 | 370 | 211 | 554 | 354 | 200 | 27 | 16 | 11 |
| 60 - 64 | 5,912 | 3,053 | 2,859 | 5,451 | 2,834 | 2,617 | 461 | 219 | 242 |
| 65 | 1,431 | 679 | 752 | 1,323 | 626 | 697 | 108 | 53 | 55 |
| 66 | 332 | 227 | 105 | 295 | 200 | 95 | 37 | 27 | 10 |
| 67 | 552 | 330 | 222 | 504 | 302 | 202 | 48 | 28 | 20 |
| 68 | 742 | 398 | 344 | 695 | 371 | 324 | 47 | 27 | 20 |
| 69 | 279 | 145 | 134 | 249 | 131 | 118 | 30 | 14 | 16 |
| 65 - 69 | 3,336 | 1,779 | 1,557 | 3,066 | 1,630 | 1,436 | 270 | 149 | 121 |
| 70 | 2,484 | 1,076 | 1,408 | 2,295 | 995 | 1,300 | 189 | 81 | 108 |
| 71 | 227 | 140 | 87 | 204 | 124 | 80 | 23 | 16 | 7 |
| 72 | 543 | 307 | 236 | 487 | 282 | 205 | 56 | 25 | 31 |
| 73 | 192 | 121 | 71 | 164 | 103 | 61 | 28 | 18 | 10 |
| 74 | 216 | 116 | 100 | 207 | 111 | 96 | 9 | 5 | 4 |
| 70 - 74 | 3,662 | 1,760 | 1,902 | 3,357 | 1,615 | 1,742 | 305 | 145 | 160 |
| 75 | 778 | 345 | 433 | 710 | 307 | 403 | 68 | 38 | 30 |
| 76 | 244 | 143 | 101 | 219 | 123 | 96 | 25 | 20 | 5 |
| 77 | 209 | 110 | 99 | 192 | 102 | 90 | 17 | 8 | 9 |
| 78 | 423 | 211 | 212 | 373 | 189 | 184 | 50 | 22 | 28 |
| 79 | 173 | 110 | 63 | 150 | 100 | 50 | 23 | 10 | 13 |
| 75 - 79 | 1,827 | 919 | 908 | 1,644 | 821 | 823 | 183 | 98 | 85 |
| 80+ | 4,003 | 1,719 | 2,284 | 3,706 | 1,600 | 2,106 | 297 | 119 | 178 |

Table 16.6: Buhingwe District: Total Population by Age in Single Years, Five Year Age Groups, Sex and Rural-Urban

| Age | Total | | | Rural | | | Urban | | |
|----------------|----------------|----------------|----------------|----------------|----------------|----------------|------------|----------|----------|
| | Both Sexes | Male | Female | Both Sexes | Male | Female | Both Sexes | Male | Female |
| Total | 254,342 | 120,690 | 133,652 | 254,342 | 120,690 | 133,652 | 0 | 0 | 0 |
| 0 | 10,354 | 5,306 | 5,048 | 10,354 | 5,306 | 5,048 | 0 | 0 | 0 |
| 1 | 9,993 | 5,088 | 4,905 | 9,993 | 5,088 | 4,905 | 0 | 0 | 0 |
| 2 | 10,394 | 5,260 | 5,134 | 10,394 | 5,260 | 5,134 | 0 | 0 | 0 |
| 3 | 9,984 | 4,915 | 5,069 | 9,984 | 4,915 | 5,069 | 0 | 0 | 0 |
| 4 | 9,783 | 4,779 | 5,004 | 9,783 | 4,779 | 5,004 | 0 | 0 | 0 |
| 0 - 4 | 50,508 | 25,348 | 25,160 | 50,508 | 25,348 | 25,160 | 0 | 0 | 0 |
| 5 | 9,022 | 4,568 | 4,454 | 9,022 | 4,568 | 4,454 | 0 | 0 | 0 |
| 6 | 8,809 | 4,392 | 4,417 | 8,809 | 4,392 | 4,417 | 0 | 0 | 0 |
| 7 | 8,255 | 4,236 | 4,019 | 8,255 | 4,236 | 4,019 | 0 | 0 | 0 |
| 8 | 7,611 | 3,744 | 3,867 | 7,611 | 3,744 | 3,867 | 0 | 0 | 0 |
| 9 | 6,636 | 3,339 | 3,297 | 6,636 | 3,339 | 3,297 | 0 | 0 | 0 |
| 5 - 9 | 40,333 | 20,279 | 20,054 | 40,333 | 20,279 | 20,054 | 0 | 0 | 0 |
| 10 | 8,000 | 3,855 | 4,145 | 8,000 | 3,855 | 4,145 | 0 | 0 | 0 |
| 11 | 5,758 | 2,997 | 2,761 | 5,758 | 2,997 | 2,761 | 0 | 0 | 0 |
| 12 | 8,041 | 4,114 | 3,927 | 8,041 | 4,114 | 3,927 | 0 | 0 | 0 |
| 13 | 6,175 | 3,119 | 3,056 | 6,175 | 3,119 | 3,056 | 0 | 0 | 0 |
| 14 | 6,441 | 3,176 | 3,265 | 6,441 | 3,176 | 3,265 | 0 | 0 | 0 |
| 10 - 14 | 34,415 | 17,261 | 17,154 | 34,415 | 17,261 | 17,154 | 0 | 0 | 0 |
| 15 | 5,550 | 2,736 | 2,814 | 5,550 | 2,736 | 2,814 | 0 | 0 | 0 |
| 16 | 5,324 | 2,553 | 2,771 | 5,324 | 2,553 | 2,771 | 0 | 0 | 0 |
| 17 | 4,653 | 2,214 | 2,439 | 4,653 | 2,214 | 2,439 | 0 | 0 | 0 |
| 18 | 5,771 | 2,616 | 3,155 | 5,771 | 2,616 | 3,155 | 0 | 0 | 0 |
| 19 | 3,781 | 1,620 | 2,161 | 3,781 | 1,620 | 2,161 | 0 | 0 | 0 |
| 15 - 19 | 25,079 | 11,739 | 13,340 | 25,079 | 11,739 | 13,340 | 0 | 0 | 0 |
| 20 | 5,901 | 2,399 | 3,502 | 5,901 | 2,399 | 3,502 | 0 | 0 | 0 |
| 21 | 2,842 | 1,119 | 1,723 | 2,842 | 1,119 | 1,723 | 0 | 0 | 0 |
| 22 | 4,217 | 1,745 | 2,472 | 4,217 | 1,745 | 2,472 | 0 | 0 | 0 |
| 23 | 2,910 | 1,318 | 1,592 | 2,910 | 1,318 | 1,592 | 0 | 0 | 0 |
| 24 | 3,029 | 1,155 | 1,874 | 3,029 | 1,155 | 1,874 | 0 | 0 | 0 |
| 20 - 24 | 18,899 | 7,736 | 11,163 | 18,899 | 7,736 | 11,163 | 0 | 0 | 0 |
| 25 | 4,289 | 1,735 | 2,554 | 4,289 | 1,735 | 2,554 | 0 | 0 | 0 |
| 26 | 2,799 | 1,208 | 1,591 | 2,799 | 1,208 | 1,591 | 0 | 0 | 0 |
| 27 | 2,680 | 1,174 | 1,506 | 2,680 | 1,174 | 1,506 | 0 | 0 | 0 |
| 28 | 3,976 | 1,664 | 2,312 | 3,976 | 1,664 | 2,312 | 0 | 0 | 0 |
| 29 | 2,112 | 948 | 1,164 | 2,112 | 948 | 1,164 | 0 | 0 | 0 |
| 25 - 29 | 15,856 | 6,729 | 9,127 | 15,856 | 6,729 | 9,127 | 0 | 0 | 0 |
| 30 | 5,566 | 2,235 | 3,331 | 5,566 | 2,235 | 3,331 | 0 | 0 | 0 |
| 31 | 1,520 | 642 | 878 | 1,520 | 642 | 878 | 0 | 0 | 0 |
| 32 | 2,739 | 1,236 | 1,503 | 2,739 | 1,236 | 1,503 | 0 | 0 | 0 |
| 33 | 1,672 | 758 | 914 | 1,672 | 758 | 914 | 0 | 0 | 0 |
| 34 | 1,696 | 749 | 947 | 1,696 | 749 | 947 | 0 | 0 | 0 |
| 30 - 34 | 13,193 | 5,620 | 7,573 | 13,193 | 5,620 | 7,573 | 0 | 0 | 0 |
| 35 | 4,061 | 1,852 | 2,209 | 4,061 | 1,852 | 2,209 | 0 | 0 | 0 |
| 36 | 1,736 | 848 | 888 | 1,736 | 848 | 888 | 0 | 0 | 0 |
| 37 | 1,857 | 822 | 1,035 | 1,857 | 822 | 1,035 | 0 | 0 | 0 |
| 38 | 2,708 | 1,232 | 1,476 | 2,708 | 1,232 | 1,476 | 0 | 0 | 0 |
| 39 | 1,505 | 730 | 775 | 1,505 | 730 | 775 | 0 | 0 | 0 |
| 35 - 39 | 11,867 | 5,484 | 6,383 | 11,867 | 5,484 | 6,383 | 0 | 0 | 0 |

Table 16.6: Buhingwe District: Total Population by Age in Single Years, Five Year Age Groups, Sex and Rural-Urban

| Age | Total | | | Rural | | | Urban | | |
|----------------|--------------|--------------|--------------|--------------|--------------|--------------|------------|----------|----------|
| | Both Sexes | Male | Female | Both Sexes | Male | Female | Both Sexes | Male | Female |
| 40 | 4,871 | 2,102 | 2,769 | 4,871 | 2,102 | 2,769 | 0 | 0 | 0 |
| 41 | 875 | 425 | 450 | 875 | 425 | 450 | 0 | 0 | 0 |
| 42 | 1,777 | 888 | 889 | 1,777 | 888 | 889 | 0 | 0 | 0 |
| 43 | 1,042 | 481 | 561 | 1,042 | 481 | 561 | 0 | 0 | 0 |
| 44 | 1,018 | 509 | 509 | 1,018 | 509 | 509 | 0 | 0 | 0 |
| 40 - 44 | 9,583 | 4,405 | 5,178 | 9,583 | 4,405 | 5,178 | 0 | 0 | 0 |
| 45 | 2,958 | 1,288 | 1,670 | 2,958 | 1,288 | 1,670 | 0 | 0 | 0 |
| 46 | 1,029 | 540 | 489 | 1,029 | 540 | 489 | 0 | 0 | 0 |
| 47 | 884 | 440 | 444 | 884 | 440 | 444 | 0 | 0 | 0 |
| 48 | 1,689 | 842 | 847 | 1,689 | 842 | 847 | 0 | 0 | 0 |
| 49 | 740 | 370 | 370 | 740 | 370 | 370 | 0 | 0 | 0 |
| 45 - 49 | 7,300 | 3,480 | 3,820 | 7,300 | 3,480 | 3,820 | 0 | 0 | 0 |
| 50 | 3,950 | 1,549 | 2,401 | 3,950 | 1,549 | 2,401 | 0 | 0 | 0 |
| 51 | 621 | 368 | 253 | 621 | 368 | 253 | 0 | 0 | 0 |
| 52 | 1,087 | 589 | 498 | 1,087 | 589 | 498 | 0 | 0 | 0 |
| 53 | 558 | 338 | 220 | 558 | 338 | 220 | 0 | 0 | 0 |
| 54 | 701 | 391 | 310 | 701 | 391 | 310 | 0 | 0 | 0 |
| 50 - 54 | 6,917 | 3,235 | 3,682 | 6,917 | 3,235 | 3,682 | 0 | 0 | 0 |
| 55 | 1,720 | 775 | 945 | 1,720 | 775 | 945 | 0 | 0 | 0 |
| 56 | 697 | 374 | 323 | 697 | 374 | 323 | 0 | 0 | 0 |
| 57 | 524 | 304 | 220 | 524 | 304 | 220 | 0 | 0 | 0 |
| 58 | 888 | 442 | 446 | 888 | 442 | 446 | 0 | 0 | 0 |
| 59 | 344 | 164 | 180 | 344 | 164 | 180 | 0 | 0 | 0 |
| 55 - 59 | 4,173 | 2,059 | 2,114 | 4,173 | 2,059 | 2,114 | 0 | 0 | 0 |
| 60 | 3,059 | 1,227 | 1,832 | 3,059 | 1,227 | 1,832 | 0 | 0 | 0 |
| 61 | 260 | 167 | 93 | 260 | 167 | 93 | 0 | 0 | 0 |
| 62 | 650 | 330 | 320 | 650 | 330 | 320 | 0 | 0 | 0 |
| 63 | 341 | 169 | 172 | 341 | 169 | 172 | 0 | 0 | 0 |
| 64 | 334 | 202 | 132 | 334 | 202 | 132 | 0 | 0 | 0 |
| 60 - 64 | 4,644 | 2,095 | 2,549 | 4,644 | 2,095 | 2,549 | 0 | 0 | 0 |
| 65 | 1,373 | 546 | 827 | 1,373 | 546 | 827 | 0 | 0 | 0 |
| 66 | 213 | 112 | 101 | 213 | 112 | 101 | 0 | 0 | 0 |
| 67 | 371 | 215 | 156 | 371 | 215 | 156 | 0 | 0 | 0 |
| 68 | 572 | 259 | 313 | 572 | 259 | 313 | 0 | 0 | 0 |
| 69 | 205 | 121 | 84 | 205 | 121 | 84 | 0 | 0 | 0 |
| 65 - 69 | 2,734 | 1,253 | 1,481 | 2,734 | 1,253 | 1,481 | 0 | 0 | 0 |
| 70 | 2,311 | 950 | 1,361 | 2,311 | 950 | 1,361 | 0 | 0 | 0 |
| 71 | 129 | 58 | 71 | 129 | 58 | 71 | 0 | 0 | 0 |
| 72 | 409 | 193 | 216 | 409 | 193 | 216 | 0 | 0 | 0 |
| 73 | 201 | 90 | 111 | 201 | 90 | 111 | 0 | 0 | 0 |
| 74 | 156 | 72 | 84 | 156 | 72 | 84 | 0 | 0 | 0 |
| 70 - 74 | 3,206 | 1,363 | 1,843 | 3,206 | 1,363 | 1,843 | 0 | 0 | 0 |
| 75 | 796 | 398 | 398 | 796 | 398 | 398 | 0 | 0 | 0 |
| 76 | 190 | 85 | 105 | 190 | 85 | 105 | 0 | 0 | 0 |
| 77 | 144 | 99 | 45 | 144 | 99 | 45 | 0 | 0 | 0 |
| 78 | 341 | 148 | 193 | 341 | 148 | 193 | 0 | 0 | 0 |
| 79 | 172 | 73 | 99 | 172 | 73 | 99 | 0 | 0 | 0 |
| 75 - 79 | 1,643 | 803 | 840 | 1,643 | 803 | 840 | 0 | 0 | 0 |
| 80+ | 3,992 | 1,801 | 2,191 | 3,992 | 1,801 | 2,191 | 0 | 0 | 0 |

Table 16.7: Kakonko District Council: Total Population by Age in Single Years, Five Year Age Groups, Sex and Rural-Urban

| Age | Total | | | Rural | | | Urban | | |
|----------------|----------------|---------------|---------------|----------------|---------------|---------------|--------------|--------------|--------------|
| | Both Sexes | Male | Female | Both Sexes | Male | Female | Both Sexes | Male | Female |
| Total | 167,555 | 81,417 | 86,138 | 162,180 | 78,824 | 83,356 | 5,375 | 2,593 | 2,782 |
| 0 | 6,707 | 3,418 | 3,289 | 6,518 | 3,328 | 3,190 | 189 | 90 | 99 |
| 1 | 6,688 | 3,313 | 3,375 | 6,538 | 3,235 | 3,303 | 150 | 78 | 72 |
| 2 | 6,855 | 3,350 | 3,505 | 6,675 | 3,260 | 3,415 | 180 | 90 | 90 |
| 3 | 6,381 | 3,214 | 3,167 | 6,234 | 3,125 | 3,109 | 147 | 89 | 58 |
| 4 | 6,697 | 3,290 | 3,407 | 6,502 | 3,194 | 3,308 | 195 | 96 | 99 |
| 0 - 4 | 33,328 | 16,585 | 16,743 | 32,467 | 16,142 | 16,325 | 861 | 443 | 418 |
| 5 | 5,516 | 2,804 | 2,712 | 5,347 | 2,711 | 2,636 | 169 | 93 | 76 |
| 6 | 5,782 | 2,890 | 2,892 | 5,619 | 2,815 | 2,804 | 163 | 75 | 88 |
| 7 | 5,889 | 2,921 | 2,968 | 5,729 | 2,834 | 2,895 | 160 | 87 | 73 |
| 8 | 5,219 | 2,592 | 2,627 | 5,058 | 2,504 | 2,554 | 161 | 88 | 73 |
| 9 | 4,503 | 2,295 | 2,208 | 4,368 | 2,237 | 2,131 | 135 | 58 | 77 |
| 5 - 9 | 26,909 | 13,502 | 13,407 | 26,121 | 13,101 | 13,020 | 788 | 401 | 387 |
| 10 | 5,356 | 2,722 | 2,634 | 5,190 | 2,635 | 2,555 | 166 | 87 | 79 |
| 11 | 3,905 | 1,856 | 2,049 | 3,760 | 1,782 | 1,978 | 145 | 74 | 71 |
| 12 | 5,768 | 2,886 | 2,882 | 5,571 | 2,782 | 2,789 | 197 | 104 | 93 |
| 13 | 4,199 | 2,166 | 2,033 | 4,057 | 2,103 | 1,954 | 142 | 63 | 79 |
| 14 | 4,216 | 2,068 | 2,148 | 4,066 | 1,986 | 2,080 | 150 | 82 | 68 |
| 10 - 14 | 23,444 | 11,698 | 11,746 | 22,644 | 11,288 | 11,356 | 800 | 410 | 390 |
| 15 | 3,469 | 1,751 | 1,718 | 3,350 | 1,696 | 1,654 | 119 | 55 | 64 |
| 16 | 3,339 | 1,594 | 1,745 | 3,215 | 1,544 | 1,671 | 124 | 50 | 74 |
| 17 | 2,958 | 1,381 | 1,577 | 2,847 | 1,334 | 1,513 | 111 | 47 | 64 |
| 18 | 3,613 | 1,742 | 1,871 | 3,487 | 1,676 | 1,811 | 126 | 66 | 60 |
| 19 | 2,518 | 1,111 | 1,407 | 2,427 | 1,066 | 1,361 | 91 | 45 | 46 |
| 15 - 19 | 15,897 | 7,579 | 8,318 | 15,326 | 7,316 | 8,010 | 571 | 263 | 308 |
| 20 | 3,700 | 1,599 | 2,101 | 3,574 | 1,551 | 2,023 | 126 | 48 | 78 |
| 21 | 1,989 | 987 | 1,002 | 1,920 | 959 | 961 | 69 | 28 | 41 |
| 22 | 3,074 | 1,536 | 1,538 | 2,968 | 1,494 | 1,474 | 106 | 42 | 64 |
| 23 | 2,103 | 1,066 | 1,037 | 2,042 | 1,031 | 1,011 | 61 | 35 | 26 |
| 24 | 2,027 | 963 | 1,064 | 1,945 | 924 | 1,021 | 82 | 39 | 43 |
| 20 - 24 | 12,893 | 6,151 | 6,742 | 12,449 | 5,959 | 6,490 | 444 | 192 | 252 |
| 25 | 2,690 | 1,283 | 1,407 | 2,606 | 1,250 | 1,356 | 84 | 33 | 51 |
| 26 | 1,922 | 967 | 955 | 1,860 | 942 | 918 | 62 | 25 | 37 |
| 27 | 1,769 | 858 | 911 | 1,709 | 829 | 880 | 60 | 29 | 31 |
| 28 | 2,214 | 1,003 | 1,211 | 2,135 | 960 | 1,175 | 79 | 43 | 36 |
| 29 | 1,557 | 779 | 778 | 1,497 | 751 | 746 | 60 | 28 | 32 |
| 25 - 29 | 10,152 | 4,890 | 5,262 | 9,807 | 4,732 | 5,075 | 345 | 158 | 187 |
| 30 | 3,056 | 1,382 | 1,674 | 2,963 | 1,353 | 1,610 | 93 | 29 | 64 |
| 31 | 1,076 | 569 | 507 | 1,035 | 546 | 489 | 41 | 23 | 18 |
| 32 | 1,903 | 873 | 1,030 | 1,836 | 843 | 993 | 67 | 30 | 37 |
| 33 | 1,154 | 554 | 600 | 1,107 | 526 | 581 | 47 | 28 | 19 |
| 34 | 1,092 | 528 | 564 | 1,043 | 505 | 538 | 49 | 23 | 26 |
| 30 - 34 | 8,281 | 3,906 | 4,375 | 7,984 | 3,773 | 4,211 | 297 | 133 | 164 |
| 35 | 2,445 | 1,132 | 1,313 | 2,366 | 1,098 | 1,268 | 79 | 34 | 45 |
| 36 | 1,193 | 527 | 666 | 1,153 | 508 | 645 | 40 | 19 | 21 |
| 37 | 1,149 | 548 | 601 | 1,108 | 534 | 574 | 41 | 14 | 27 |
| 38 | 1,842 | 882 | 960 | 1,777 | 844 | 933 | 65 | 38 | 27 |
| 39 | 1,067 | 506 | 561 | 1,029 | 491 | 538 | 38 | 15 | 23 |
| 35 - 39 | 7,696 | 3,595 | 4,101 | 7,433 | 3,475 | 3,958 | 263 | 120 | 143 |

Table 16.7: Kakonko District Council: Total Population by Age in Single Years, Five Year Age Groups, Sex and Rural-Urban

| Age | Total | | | Rural | | | Urban | | |
|----------------|--------------|--------------|--------------|--------------|--------------|--------------|------------|------------|------------|
| | Both Sexes | Male | Female | Both Sexes | Male | Female | Both Sexes | Male | Female |
| 40 | 2,674 | 1,111 | 1,563 | 2,577 | 1,060 | 1,517 | 97 | 51 | 46 |
| 41 | 669 | 315 | 354 | 641 | 300 | 341 | 28 | 15 | 13 |
| 42 | 1,370 | 690 | 680 | 1,315 | 660 | 655 | 55 | 30 | 25 |
| 43 | 755 | 371 | 384 | 732 | 361 | 371 | 23 | 10 | 13 |
| 44 | 815 | 447 | 368 | 779 | 433 | 346 | 36 | 14 | 22 |
| 40 - 44 | 6,283 | 2,934 | 3,349 | 6,044 | 2,814 | 3,230 | 239 | 120 | 119 |
| 45 | 1,669 | 761 | 908 | 1,616 | 741 | 875 | 53 | 20 | 33 |
| 46 | 852 | 464 | 388 | 820 | 447 | 373 | 32 | 17 | 15 |
| 47 | 684 | 351 | 333 | 654 | 338 | 316 | 30 | 13 | 17 |
| 48 | 1,103 | 535 | 568 | 1,061 | 513 | 548 | 42 | 22 | 20 |
| 49 | 690 | 372 | 318 | 673 | 367 | 306 | 17 | 5 | 12 |
| 45 - 49 | 4,998 | 2,483 | 2,515 | 4,824 | 2,406 | 2,418 | 174 | 77 | 97 |
| 50 | 2,308 | 865 | 1,443 | 2,237 | 840 | 1,397 | 71 | 25 | 46 |
| 51 | 574 | 313 | 261 | 555 | 304 | 251 | 19 | 9 | 10 |
| 52 | 862 | 446 | 416 | 822 | 417 | 405 | 40 | 29 | 11 |
| 53 | 441 | 247 | 194 | 425 | 237 | 188 | 16 | 10 | 6 |
| 54 | 545 | 306 | 239 | 517 | 286 | 231 | 28 | 20 | 8 |
| 50 - 54 | 4,730 | 2,177 | 2,553 | 4,556 | 2,084 | 2,472 | 174 | 93 | 81 |
| 55 | 1,071 | 483 | 588 | 1,021 | 468 | 553 | 50 | 15 | 35 |
| 56 | 586 | 325 | 261 | 558 | 306 | 252 | 28 | 19 | 9 |
| 57 | 367 | 197 | 170 | 354 | 192 | 162 | 13 | 5 | 8 |
| 58 | 621 | 340 | 281 | 600 | 332 | 268 | 21 | 8 | 13 |
| 59 | 324 | 187 | 137 | 312 | 181 | 131 | 12 | 6 | 6 |
| 55 - 59 | 2,969 | 1,532 | 1,437 | 2,845 | 1,479 | 1,366 | 124 | 53 | 71 |
| 60 | 1,693 | 649 | 1,044 | 1,656 | 633 | 1,023 | 37 | 16 | 21 |
| 61 | 208 | 121 | 87 | 203 | 120 | 83 | 5 | 1 | 4 |
| 62 | 433 | 228 | 205 | 414 | 216 | 198 | 19 | 12 | 7 |
| 63 | 241 | 131 | 110 | 232 | 127 | 105 | 9 | 4 | 5 |
| 64 | 235 | 142 | 93 | 220 | 131 | 89 | 15 | 11 | 4 |
| 60 - 64 | 2,810 | 1,271 | 1,539 | 2,725 | 1,227 | 1,498 | 85 | 44 | 41 |
| 65 | 738 | 285 | 453 | 710 | 270 | 440 | 28 | 15 | 13 |
| 66 | 198 | 96 | 102 | 186 | 93 | 93 | 12 | 3 | 9 |
| 67 | 298 | 169 | 129 | 293 | 168 | 125 | 5 | 1 | 4 |
| 68 | 401 | 192 | 209 | 388 | 188 | 200 | 13 | 4 | 9 |
| 69 | 130 | 61 | 69 | 125 | 57 | 68 | 5 | 4 | 1 |
| 65 - 69 | 1,765 | 803 | 962 | 1,702 | 776 | 926 | 63 | 27 | 36 |
| 70 | 1,366 | 496 | 870 | 1,332 | 489 | 843 | 34 | 7 | 27 |
| 71 | 121 | 81 | 40 | 120 | 81 | 39 | 1 | 0 | 1 |
| 72 | 219 | 100 | 119 | 215 | 97 | 118 | 4 | 3 | 1 |
| 73 | 112 | 71 | 41 | 111 | 71 | 40 | 1 | 0 | 1 |
| 74 | 108 | 59 | 49 | 102 | 55 | 47 | 6 | 4 | 2 |
| 70 - 74 | 1,926 | 807 | 1,119 | 1,880 | 793 | 1,087 | 46 | 14 | 32 |
| 75 | 475 | 179 | 296 | 455 | 173 | 282 | 20 | 6 | 14 |
| 76 | 116 | 50 | 66 | 113 | 49 | 64 | 3 | 1 | 2 |
| 77 | 94 | 66 | 28 | 90 | 63 | 27 | 4 | 3 | 1 |
| 78 | 211 | 114 | 97 | 205 | 108 | 97 | 6 | 6 | 0 |
| 79 | 76 | 28 | 48 | 74 | 28 | 46 | 2 | 0 | 2 |
| 75 - 79 | 972 | 437 | 535 | 937 | 421 | 516 | 35 | 16 | 19 |
| 80+ | 2,502 | 1,067 | 1,435 | 2,436 | 1,038 | 1,398 | 66 | 29 | 37 |

Table 16.8: Kasulu Town Council: Total Population by Age in Single Years, Five Year Age Groups, Sex and Rural-Urban

| Age | Total | | | Rural | | | Urban | | |
|----------------|----------------|---------------|----------------|----------------|---------------|---------------|---------------|---------------|---------------|
| | Both Sexes | Male | Female | Both Sexes | Male | Female | Both Sexes | Male | Female |
| Total | 208,244 | 99,368 | 108,876 | 140,540 | 66,904 | 73,636 | 67,704 | 32,464 | 35,240 |
| 0 | 7,349 | 3,727 | 3,622 | 5,072 | 2,540 | 2,532 | 2,277 | 1,187 | 1,090 |
| 1 | 7,189 | 3,643 | 3,546 | 5,226 | 2,688 | 2,538 | 1,963 | 955 | 1,008 |
| 2 | 8,092 | 4,011 | 4,081 | 5,722 | 2,802 | 2,920 | 2,370 | 1,209 | 1,161 |
| 3 | 7,725 | 3,962 | 3,763 | 5,541 | 2,852 | 2,689 | 2,184 | 1,110 | 1,074 |
| 4 | 7,304 | 3,632 | 3,672 | 5,188 | 2,582 | 2,606 | 2,116 | 1,050 | 1,066 |
| 0 - 4 | 37,659 | 18,975 | 18,684 | 26,749 | 13,464 | 13,285 | 10,910 | 5,511 | 5,399 |
| 5 | 6,968 | 3,608 | 3,360 | 4,990 | 2,603 | 2,387 | 1,978 | 1,005 | 973 |
| 6 | 6,828 | 3,416 | 3,412 | 4,940 | 2,517 | 2,423 | 1,888 | 899 | 989 |
| 7 | 6,734 | 3,398 | 3,336 | 4,826 | 2,462 | 2,364 | 1,908 | 936 | 972 |
| 8 | 6,194 | 2,975 | 3,219 | 4,408 | 2,128 | 2,280 | 1,786 | 847 | 939 |
| 9 | 5,616 | 2,732 | 2,884 | 3,935 | 1,951 | 1,984 | 1,681 | 781 | 900 |
| 5 - 9 | 32,340 | 16,129 | 16,211 | 23,099 | 11,661 | 11,438 | 9,241 | 4,468 | 4,773 |
| 10 | 6,203 | 2,963 | 3,240 | 4,444 | 2,102 | 2,342 | 1,759 | 861 | 898 |
| 11 | 4,610 | 2,185 | 2,425 | 3,177 | 1,527 | 1,650 | 1,433 | 658 | 775 |
| 12 | 6,958 | 3,505 | 3,453 | 4,734 | 2,429 | 2,305 | 2,224 | 1,076 | 1,148 |
| 13 | 5,309 | 2,579 | 2,730 | 3,530 | 1,782 | 1,748 | 1,779 | 797 | 982 |
| 14 | 5,379 | 2,677 | 2,702 | 3,584 | 1,861 | 1,723 | 1,795 | 816 | 979 |
| 10 - 14 | 28,459 | 13,909 | 14,550 | 19,469 | 9,701 | 9,768 | 8,990 | 4,208 | 4,782 |
| 15 | 4,838 | 2,430 | 2,408 | 3,090 | 1,621 | 1,469 | 1,748 | 809 | 939 |
| 16 | 4,766 | 2,288 | 2,478 | 2,942 | 1,454 | 1,488 | 1,824 | 834 | 990 |
| 17 | 4,432 | 2,138 | 2,294 | 2,741 | 1,385 | 1,356 | 1,691 | 753 | 938 |
| 18 | 5,296 | 2,449 | 2,847 | 3,322 | 1,532 | 1,790 | 1,974 | 917 | 1,057 |
| 19 | 3,740 | 1,677 | 2,063 | 2,207 | 924 | 1,283 | 1,533 | 753 | 780 |
| 15 - 19 | 23,072 | 10,982 | 12,090 | 14,302 | 6,916 | 7,386 | 8,770 | 4,066 | 4,704 |
| 20 | 5,298 | 2,263 | 3,035 | 3,181 | 1,270 | 1,911 | 2,117 | 993 | 1,124 |
| 21 | 2,897 | 1,310 | 1,587 | 1,687 | 751 | 936 | 1,210 | 559 | 651 |
| 22 | 4,020 | 1,839 | 2,181 | 2,421 | 1,108 | 1,313 | 1,599 | 731 | 868 |
| 23 | 2,732 | 1,180 | 1,552 | 1,619 | 663 | 956 | 1,113 | 517 | 596 |
| 24 | 2,778 | 1,235 | 1,543 | 1,610 | 688 | 922 | 1,168 | 547 | 621 |
| 20 - 24 | 17,725 | 7,827 | 9,898 | 10,518 | 4,480 | 6,038 | 7,207 | 3,347 | 3,860 |
| 25 | 3,650 | 1,607 | 2,043 | 2,313 | 965 | 1,348 | 1,337 | 642 | 695 |
| 26 | 2,528 | 1,124 | 1,404 | 1,522 | 645 | 877 | 1,006 | 479 | 527 |
| 27 | 2,310 | 1,013 | 1,297 | 1,448 | 601 | 847 | 862 | 412 | 450 |
| 28 | 3,360 | 1,469 | 1,891 | 2,082 | 882 | 1,200 | 1,278 | 587 | 691 |
| 29 | 1,871 | 815 | 1,056 | 1,138 | 461 | 677 | 733 | 354 | 379 |
| 25 - 29 | 13,719 | 6,028 | 7,691 | 8,503 | 3,554 | 4,949 | 5,216 | 2,474 | 2,742 |
| 30 | 4,446 | 1,953 | 2,493 | 2,965 | 1,256 | 1,709 | 1,481 | 697 | 784 |
| 31 | 1,368 | 673 | 695 | 879 | 441 | 438 | 489 | 232 | 257 |
| 32 | 2,593 | 1,163 | 1,430 | 1,646 | 720 | 926 | 947 | 443 | 504 |
| 33 | 1,756 | 873 | 883 | 1,067 | 542 | 525 | 689 | 331 | 358 |
| 34 | 1,513 | 693 | 820 | 894 | 394 | 500 | 619 | 299 | 320 |
| 30 - 34 | 11,676 | 5,355 | 6,321 | 7,451 | 3,353 | 4,098 | 4,225 | 2,002 | 2,223 |
| 35 | 3,402 | 1,581 | 1,821 | 2,230 | 1,015 | 1,215 | 1,172 | 566 | 606 |
| 36 | 1,686 | 763 | 923 | 1,076 | 484 | 592 | 610 | 279 | 331 |
| 37 | 1,587 | 752 | 835 | 973 | 441 | 532 | 614 | 311 | 303 |
| 38 | 2,195 | 990 | 1,205 | 1,430 | 628 | 802 | 765 | 362 | 403 |
| 39 | 1,380 | 654 | 726 | 888 | 382 | 506 | 492 | 272 | 220 |
| 35 - 39 | 10,250 | 4,740 | 5,510 | 6,597 | 2,950 | 3,647 | 3,653 | 1,790 | 1,863 |

Table 16.8: Kasulu Town Council: Total Population by Age in Single Years, Five Year Age Groups, Sex and Rural-Urban

| Age | Total | | | Rural | | | Urban | | |
|----------------|--------------|--------------|--------------|--------------|--------------|--------------|--------------|--------------|--------------|
| | Both Sexes | Male | Female | Both Sexes | Male | Female | Both Sexes | Male | Female |
| 40 | 3,668 | 1,663 | 2,005 | 2,550 | 1,138 | 1,412 | 1,118 | 525 | 593 |
| 41 | 707 | 345 | 362 | 432 | 198 | 234 | 275 | 147 | 128 |
| 42 | 1,527 | 739 | 788 | 960 | 462 | 498 | 567 | 277 | 290 |
| 43 | 884 | 390 | 494 | 541 | 215 | 326 | 343 | 175 | 168 |
| 44 | 888 | 425 | 463 | 554 | 245 | 309 | 334 | 180 | 154 |
| 40 - 44 | 7,674 | 3,562 | 4,112 | 5,037 | 2,258 | 2,779 | 2,637 | 1,304 | 1,333 |
| 45 | 2,199 | 1,067 | 1,132 | 1,525 | 711 | 814 | 674 | 356 | 318 |
| 46 | 843 | 418 | 425 | 572 | 289 | 283 | 271 | 129 | 142 |
| 47 | 728 | 368 | 360 | 429 | 220 | 209 | 299 | 148 | 151 |
| 48 | 1,332 | 641 | 691 | 938 | 442 | 496 | 394 | 199 | 195 |
| 49 | 687 | 345 | 342 | 481 | 233 | 248 | 206 | 112 | 94 |
| 45 - 49 | 5,789 | 2,839 | 2,950 | 3,945 | 1,895 | 2,050 | 1,844 | 944 | 900 |
| 50 | 2,645 | 1,074 | 1,571 | 2,011 | 803 | 1,208 | 634 | 271 | 363 |
| 51 | 566 | 329 | 237 | 367 | 220 | 147 | 199 | 109 | 90 |
| 52 | 825 | 450 | 375 | 558 | 315 | 243 | 267 | 135 | 132 |
| 53 | 419 | 271 | 148 | 250 | 153 | 97 | 169 | 118 | 51 |
| 54 | 579 | 299 | 280 | 358 | 190 | 168 | 221 | 109 | 112 |
| 50 - 54 | 5,034 | 2,423 | 2,611 | 3,544 | 1,681 | 1,863 | 1,490 | 742 | 748 |
| 55 | 1,113 | 513 | 600 | 809 | 359 | 450 | 304 | 154 | 150 |
| 56 | 600 | 282 | 318 | 403 | 175 | 228 | 197 | 107 | 90 |
| 57 | 368 | 217 | 151 | 256 | 142 | 114 | 112 | 75 | 37 |
| 58 | 683 | 345 | 338 | 486 | 243 | 243 | 197 | 102 | 95 |
| 59 | 296 | 170 | 126 | 193 | 112 | 81 | 103 | 58 | 45 |
| 55 - 59 | 3,060 | 1,527 | 1,533 | 2,147 | 1,031 | 1,116 | 913 | 496 | 417 |
| 60 | 2,050 | 825 | 1,225 | 1,586 | 625 | 961 | 464 | 200 | 264 |
| 61 | 230 | 129 | 101 | 161 | 89 | 72 | 69 | 40 | 29 |
| 62 | 455 | 229 | 226 | 328 | 167 | 161 | 127 | 62 | 65 |
| 63 | 256 | 119 | 137 | 187 | 82 | 105 | 69 | 37 | 32 |
| 64 | 261 | 157 | 104 | 197 | 115 | 82 | 64 | 42 | 22 |
| 60 - 64 | 3,252 | 1,459 | 1,793 | 2,459 | 1,078 | 1,381 | 793 | 381 | 412 |
| 65 | 944 | 386 | 558 | 737 | 305 | 432 | 207 | 81 | 126 |
| 66 | 220 | 120 | 100 | 175 | 95 | 80 | 45 | 25 | 20 |
| 67 | 310 | 161 | 149 | 244 | 125 | 119 | 66 | 36 | 30 |
| 68 | 403 | 162 | 241 | 308 | 112 | 196 | 95 | 50 | 45 |
| 69 | 171 | 80 | 91 | 126 | 47 | 79 | 45 | 33 | 12 |
| 65 - 69 | 2,048 | 909 | 1,139 | 1,590 | 684 | 906 | 458 | 225 | 233 |
| 70 | 1,660 | 595 | 1,065 | 1,326 | 494 | 832 | 334 | 101 | 233 |
| 71 | 125 | 69 | 56 | 89 | 46 | 43 | 36 | 23 | 13 |
| 72 | 310 | 130 | 180 | 239 | 99 | 140 | 71 | 31 | 40 |
| 73 | 124 | 66 | 58 | 92 | 49 | 43 | 32 | 17 | 15 |
| 74 | 128 | 67 | 61 | 92 | 48 | 44 | 36 | 19 | 17 |
| 70 - 74 | 2,347 | 927 | 1,420 | 1,838 | 736 | 1,102 | 509 | 191 | 318 |
| 75 | 645 | 282 | 363 | 498 | 230 | 268 | 147 | 52 | 95 |
| 76 | 168 | 94 | 74 | 133 | 70 | 63 | 35 | 24 | 11 |
| 77 | 100 | 63 | 37 | 68 | 46 | 22 | 32 | 17 | 15 |
| 78 | 279 | 137 | 142 | 212 | 105 | 107 | 67 | 32 | 35 |
| 79 | 115 | 61 | 54 | 101 | 55 | 46 | 14 | 6 | 8 |
| 75 - 79 | 1,307 | 637 | 670 | 1,012 | 506 | 506 | 295 | 131 | 164 |
| 80+ | 2,833 | 1,140 | 1,693 | 2,280 | 956 | 1,324 | 553 | 184 | 369 |

Table 17.0: Shinyanga Region: Total Population by Age in Single Years, Five Year Age Groups, Sex and Rural-Urban

| Age | Total | | | Rural | | | Urban | | |
|----------------|------------------|----------------|----------------|------------------|----------------|----------------|----------------|----------------|----------------|
| | Both Sexes | Male | Female | Both Sexes | Male | Female | Both Sexes | Male | Female |
| Total | 1,534,808 | 750,841 | 783,967 | 1,280,137 | 627,731 | 652,406 | 254,671 | 123,110 | 131,561 |
| 0 | 57,170 | 28,519 | 28,651 | 49,026 | 24,456 | 24,570 | 8,144 | 4,063 | 4,081 |
| 1 | 51,486 | 25,872 | 25,614 | 44,596 | 22,457 | 22,139 | 6,890 | 3,415 | 3,475 |
| 2 | 58,229 | 29,115 | 29,114 | 51,045 | 25,577 | 25,468 | 7,184 | 3,538 | 3,646 |
| 3 | 58,307 | 29,197 | 29,110 | 51,123 | 25,657 | 25,466 | 7,184 | 3,540 | 3,644 |
| 4 | 56,657 | 28,346 | 28,311 | 49,899 | 24,988 | 24,911 | 6,758 | 3,358 | 3,400 |
| 0 - 4 | 281,849 | 141,049 | 140,800 | 245,689 | 123,135 | 122,554 | 36,160 | 17,914 | 18,246 |
| 5 | 54,199 | 27,768 | 26,431 | 47,503 | 24,403 | 23,100 | 6,696 | 3,365 | 3,331 |
| 6 | 52,721 | 26,376 | 26,345 | 46,334 | 23,253 | 23,081 | 6,387 | 3,123 | 3,264 |
| 7 | 52,148 | 26,367 | 25,781 | 45,524 | 23,064 | 22,460 | 6,624 | 3,303 | 3,321 |
| 8 | 46,252 | 22,746 | 23,506 | 40,348 | 19,852 | 20,496 | 5,904 | 2,894 | 3,010 |
| 9 | 40,090 | 19,850 | 20,240 | 34,666 | 17,236 | 17,430 | 5,424 | 2,614 | 2,810 |
| 5 - 9 | 245,410 | 123,107 | 122,303 | 214,375 | 107,808 | 106,567 | 31,035 | 15,299 | 15,736 |
| 10 | 48,296 | 24,242 | 24,054 | 41,899 | 21,112 | 20,787 | 6,397 | 3,130 | 3,267 |
| 11 | 33,138 | 16,243 | 16,895 | 28,282 | 13,906 | 14,376 | 4,856 | 2,337 | 2,519 |
| 12 | 50,381 | 25,255 | 25,126 | 43,104 | 21,770 | 21,334 | 7,277 | 3,485 | 3,792 |
| 13 | 34,589 | 17,355 | 17,234 | 29,346 | 14,868 | 14,478 | 5,243 | 2,487 | 2,756 |
| 14 | 37,281 | 18,575 | 18,706 | 31,613 | 15,973 | 15,640 | 5,668 | 2,602 | 3,066 |
| 10 - 14 | 203,685 | 101,670 | 102,015 | 174,244 | 87,629 | 86,615 | 29,441 | 14,041 | 15,400 |
| 15 | 33,507 | 16,706 | 16,801 | 28,153 | 14,296 | 13,857 | 5,354 | 2,410 | 2,944 |
| 16 | 33,224 | 16,252 | 16,972 | 27,451 | 13,740 | 13,711 | 5,773 | 2,512 | 3,261 |
| 17 | 31,208 | 15,522 | 15,686 | 25,195 | 12,779 | 12,416 | 6,013 | 2,743 | 3,270 |
| 18 | 37,076 | 17,742 | 19,334 | 29,939 | 14,521 | 15,418 | 7,137 | 3,221 | 3,916 |
| 19 | 26,948 | 12,384 | 14,564 | 21,421 | 9,956 | 11,465 | 5,527 | 2,428 | 3,099 |
| 15 - 19 | 161,963 | 78,606 | 83,357 | 132,159 | 65,292 | 66,867 | 29,804 | 13,314 | 16,490 |
| 20 | 41,779 | 18,780 | 22,999 | 33,818 | 15,430 | 18,388 | 7,961 | 3,350 | 4,611 |
| 21 | 21,649 | 10,305 | 11,344 | 16,865 | 8,157 | 8,708 | 4,784 | 2,148 | 2,636 |
| 22 | 31,112 | 13,984 | 17,128 | 24,253 | 11,039 | 13,214 | 6,859 | 2,945 | 3,914 |
| 23 | 20,259 | 9,301 | 10,958 | 15,468 | 7,234 | 8,234 | 4,791 | 2,067 | 2,724 |
| 24 | 23,085 | 10,638 | 12,447 | 17,914 | 8,321 | 9,593 | 5,171 | 2,317 | 2,854 |
| 20 - 24 | 137,884 | 63,008 | 74,876 | 108,318 | 50,181 | 58,137 | 29,566 | 12,827 | 16,739 |
| 25 | 28,359 | 13,112 | 15,247 | 22,261 | 10,280 | 11,981 | 6,098 | 2,832 | 3,266 |
| 26 | 20,535 | 9,616 | 10,919 | 15,698 | 7,343 | 8,355 | 4,837 | 2,273 | 2,564 |
| 27 | 17,555 | 8,374 | 9,181 | 13,369 | 6,368 | 7,001 | 4,186 | 2,006 | 2,180 |
| 28 | 27,717 | 12,547 | 15,170 | 21,354 | 9,526 | 11,828 | 6,363 | 3,021 | 3,342 |
| 29 | 14,764 | 6,547 | 8,217 | 11,075 | 4,812 | 6,263 | 3,689 | 1,735 | 1,954 |
| 25 - 29 | 108,930 | 50,196 | 58,734 | 83,757 | 38,329 | 45,428 | 25,173 | 11,867 | 13,306 |
| 30 | 35,719 | 16,448 | 19,271 | 28,701 | 13,018 | 15,683 | 7,018 | 3,430 | 3,588 |
| 31 | 9,771 | 4,758 | 5,013 | 7,299 | 3,560 | 3,739 | 2,472 | 1,198 | 1,274 |
| 32 | 20,639 | 9,974 | 10,665 | 15,697 | 7,545 | 8,152 | 4,942 | 2,429 | 2,513 |
| 33 | 11,248 | 5,616 | 5,632 | 8,423 | 4,188 | 4,235 | 2,825 | 1,428 | 1,397 |
| 34 | 11,819 | 5,869 | 5,950 | 8,901 | 4,343 | 4,558 | 2,918 | 1,526 | 1,392 |
| 30 - 34 | 89,196 | 42,665 | 46,531 | 69,021 | 32,654 | 36,367 | 20,175 | 10,011 | 10,164 |
| 35 | 20,943 | 10,232 | 10,711 | 16,465 | 7,777 | 8,688 | 4,478 | 2,455 | 2,023 |
| 36 | 13,141 | 6,428 | 6,713 | 10,196 | 4,892 | 5,304 | 2,945 | 1,536 | 1,409 |
| 37 | 11,302 | 5,515 | 5,787 | 8,647 | 4,120 | 4,527 | 2,655 | 1,395 | 1,260 |
| 38 | 19,749 | 9,132 | 10,617 | 16,021 | 7,222 | 8,799 | 3,728 | 1,910 | 1,818 |
| 39 | 9,407 | 4,482 | 4,925 | 7,300 | 3,414 | 3,886 | 2,107 | 1,068 | 1,039 |
| 35 - 39 | 74,542 | 35,789 | 38,753 | 58,629 | 27,425 | 31,204 | 15,913 | 8,364 | 7,549 |

Table 17.0: Shinyanga Region: Total Population by Age in Single Years, Five Year Age Groups, Sex and Rural-Urban

| Age | Total | | | Rural | | | Urban | | |
|----------------|---------------|---------------|---------------|---------------|---------------|---------------|---------------|--------------|--------------|
| | Both Sexes | Male | Female | Both Sexes | Male | Female | Both Sexes | Male | Female |
| 40 | 25,841 | 12,128 | 13,713 | 21,590 | 9,816 | 11,774 | 4,251 | 2,312 | 1,939 |
| 41 | 5,687 | 2,943 | 2,744 | 4,449 | 2,310 | 2,139 | 1,238 | 633 | 605 |
| 42 | 12,847 | 6,733 | 6,114 | 10,315 | 5,323 | 4,992 | 2,532 | 1,410 | 1,122 |
| 43 | 6,676 | 3,293 | 3,383 | 5,147 | 2,503 | 2,644 | 1,529 | 790 | 739 |
| 44 | 7,261 | 3,959 | 3,302 | 5,675 | 3,084 | 2,591 | 1,586 | 875 | 711 |
| 40 - 44 | 58,312 | 29,056 | 29,256 | 47,176 | 23,036 | 24,140 | 11,136 | 6,020 | 5,116 |
| 45 | 13,408 | 6,578 | 6,830 | 11,112 | 5,308 | 5,804 | 2,296 | 1,270 | 1,026 |
| 46 | 6,758 | 3,522 | 3,236 | 5,424 | 2,820 | 2,604 | 1,334 | 702 | 632 |
| 47 | 5,662 | 3,013 | 2,649 | 4,479 | 2,360 | 2,119 | 1,183 | 653 | 530 |
| 48 | 10,547 | 5,222 | 5,325 | 8,752 | 4,248 | 4,504 | 1,795 | 974 | 821 |
| 49 | 5,458 | 2,873 | 2,585 | 4,365 | 2,294 | 2,071 | 1,093 | 579 | 514 |
| 45 - 49 | 41,833 | 21,208 | 20,625 | 34,132 | 17,030 | 17,102 | 7,701 | 4,178 | 3,523 |
| 50 | 16,284 | 7,476 | 8,808 | 14,118 | 6,414 | 7,704 | 2,166 | 1,062 | 1,104 |
| 51 | 5,337 | 2,929 | 2,408 | 4,467 | 2,429 | 2,038 | 870 | 500 | 370 |
| 52 | 7,069 | 3,731 | 3,338 | 5,783 | 3,020 | 2,763 | 1,286 | 711 | 575 |
| 53 | 3,600 | 1,895 | 1,705 | 2,820 | 1,462 | 1,358 | 780 | 433 | 347 |
| 54 | 4,926 | 2,612 | 2,314 | 3,969 | 2,084 | 1,885 | 957 | 528 | 429 |
| 50 - 54 | 37,216 | 18,643 | 18,573 | 31,157 | 15,409 | 15,748 | 6,059 | 3,234 | 2,825 |
| 55 | 6,310 | 3,003 | 3,307 | 5,350 | 2,519 | 2,831 | 960 | 484 | 476 |
| 56 | 4,214 | 2,119 | 2,095 | 3,450 | 1,714 | 1,736 | 764 | 405 | 359 |
| 57 | 2,960 | 1,580 | 1,380 | 2,398 | 1,268 | 1,130 | 562 | 312 | 250 |
| 58 | 5,617 | 2,835 | 2,782 | 4,725 | 2,360 | 2,365 | 892 | 475 | 417 |
| 59 | 2,183 | 1,232 | 951 | 1,754 | 983 | 771 | 429 | 249 | 180 |
| 55 - 59 | 21,284 | 10,769 | 10,515 | 17,677 | 8,844 | 8,833 | 3,607 | 1,925 | 1,682 |
| 60 | 10,954 | 5,092 | 5,862 | 9,577 | 4,458 | 5,119 | 1,377 | 634 | 743 |
| 61 | 2,033 | 1,068 | 965 | 1,713 | 895 | 818 | 320 | 173 | 147 |
| 62 | 4,082 | 2,129 | 1,953 | 3,379 | 1,745 | 1,634 | 703 | 384 | 319 |
| 63 | 2,589 | 1,354 | 1,235 | 2,181 | 1,145 | 1,036 | 408 | 209 | 199 |
| 64 | 2,338 | 1,292 | 1,046 | 1,974 | 1,097 | 877 | 364 | 195 | 169 |
| 60 - 64 | 21,996 | 10,935 | 11,061 | 18,824 | 9,340 | 9,484 | 3,172 | 1,595 | 1,577 |
| 65 | 5,310 | 2,468 | 2,842 | 4,657 | 2,148 | 2,509 | 653 | 320 | 333 |
| 66 | 1,539 | 798 | 741 | 1,314 | 680 | 634 | 225 | 118 | 107 |
| 67 | 2,474 | 1,329 | 1,145 | 2,101 | 1,140 | 961 | 373 | 189 | 184 |
| 68 | 3,432 | 1,499 | 1,933 | 3,067 | 1,350 | 1,717 | 365 | 149 | 216 |
| 69 | 1,372 | 712 | 660 | 1,172 | 606 | 566 | 200 | 106 | 94 |
| 65 - 69 | 14,127 | 6,806 | 7,321 | 12,311 | 5,924 | 6,387 | 1,816 | 882 | 934 |
| 70 | 8,034 | 3,620 | 4,414 | 7,224 | 3,300 | 3,924 | 810 | 320 | 490 |
| 71 | 956 | 488 | 468 | 837 | 427 | 410 | 119 | 61 | 58 |
| 72 | 2,659 | 1,311 | 1,348 | 2,338 | 1,148 | 1,190 | 321 | 163 | 158 |
| 73 | 1,193 | 603 | 590 | 1,007 | 520 | 487 | 186 | 83 | 103 |
| 74 | 1,140 | 592 | 548 | 978 | 503 | 475 | 162 | 89 | 73 |
| 70 - 74 | 13,982 | 6,614 | 7,368 | 12,384 | 5,898 | 6,486 | 1,598 | 716 | 882 |
| 75 | 3,238 | 1,546 | 1,692 | 2,920 | 1,411 | 1,509 | 318 | 135 | 183 |
| 76 | 1,325 | 676 | 649 | 1,170 | 612 | 558 | 155 | 64 | 91 |
| 77 | 847 | 486 | 361 | 734 | 424 | 310 | 113 | 62 | 51 |
| 78 | 2,169 | 1,086 | 1,083 | 1,946 | 995 | 951 | 223 | 91 | 132 |
| 79 | 950 | 488 | 462 | 845 | 433 | 412 | 105 | 55 | 50 |
| 75 - 79 | 8,529 | 4,282 | 4,247 | 7,615 | 3,875 | 3,740 | 914 | 407 | 507 |
| 80+ | 14,070 | 6,438 | 7,632 | 12,669 | 5,922 | 6,747 | 1,401 | 516 | 885 |

Table 17.1: Shinyanga Municipal Council: Total Population by Age in Single Years, Five Year Age Groups, Sex and Rural-Urban

| Age | Total | | | Rural | | | Urban | | |
|----------------|----------------|---------------|---------------|---------------|---------------|---------------|----------------|---------------|---------------|
| | Both Sexes | Male | Female | Both Sexes | Male | Female | Both Sexes | Male | Female |
| Total | 161,391 | 78,655 | 82,736 | 57,596 | 28,542 | 29,054 | 103,795 | 50,113 | 53,682 |
| 0 | 4,915 | 2,402 | 2,513 | 1,878 | 888 | 990 | 3,037 | 1,514 | 1,523 |
| 1 | 4,219 | 2,122 | 2,097 | 1,734 | 860 | 874 | 2,485 | 1,262 | 1,223 |
| 2 | 4,570 | 2,215 | 2,355 | 1,938 | 962 | 976 | 2,632 | 1,253 | 1,379 |
| 3 | 4,577 | 2,230 | 2,347 | 1,961 | 966 | 995 | 2,616 | 1,264 | 1,352 |
| 4 | 4,523 | 2,324 | 2,199 | 1,980 | 1,008 | 972 | 2,543 | 1,316 | 1,227 |
| 0 - 4 | 22,804 | 11,293 | 11,511 | 9,491 | 4,684 | 4,807 | 13,313 | 6,609 | 6,704 |
| 5 | 4,617 | 2,338 | 2,279 | 1,966 | 994 | 972 | 2,651 | 1,344 | 1,307 |
| 6 | 4,428 | 2,209 | 2,219 | 1,929 | 973 | 956 | 2,499 | 1,236 | 1,263 |
| 7 | 4,569 | 2,332 | 2,237 | 1,937 | 1,007 | 930 | 2,632 | 1,325 | 1,307 |
| 8 | 4,055 | 2,006 | 2,049 | 1,716 | 840 | 876 | 2,339 | 1,166 | 1,173 |
| 9 | 3,762 | 1,884 | 1,878 | 1,579 | 813 | 766 | 2,183 | 1,071 | 1,112 |
| 5 - 9 | 21,431 | 10,769 | 10,662 | 9,127 | 4,627 | 4,500 | 12,304 | 6,142 | 6,162 |
| 10 | 4,378 | 2,164 | 2,214 | 1,771 | 902 | 869 | 2,607 | 1,262 | 1,345 |
| 11 | 3,353 | 1,626 | 1,727 | 1,258 | 599 | 659 | 2,095 | 1,027 | 1,068 |
| 12 | 4,968 | 2,422 | 2,546 | 1,967 | 977 | 990 | 3,001 | 1,445 | 1,556 |
| 13 | 3,516 | 1,755 | 1,761 | 1,323 | 689 | 634 | 2,193 | 1,066 | 1,127 |
| 14 | 3,819 | 1,821 | 1,998 | 1,403 | 708 | 695 | 2,416 | 1,113 | 1,303 |
| 10 - 14 | 20,034 | 9,788 | 10,246 | 7,722 | 3,875 | 3,847 | 12,312 | 5,913 | 6,399 |
| 15 | 3,432 | 1,671 | 1,761 | 1,291 | 663 | 628 | 2,141 | 1,008 | 1,133 |
| 16 | 3,713 | 1,734 | 1,979 | 1,227 | 627 | 600 | 2,486 | 1,107 | 1,379 |
| 17 | 3,759 | 1,786 | 1,973 | 1,157 | 576 | 581 | 2,602 | 1,210 | 1,392 |
| 18 | 4,310 | 2,062 | 2,248 | 1,291 | 668 | 623 | 3,019 | 1,394 | 1,625 |
| 19 | 3,350 | 1,619 | 1,731 | 978 | 491 | 487 | 2,372 | 1,128 | 1,244 |
| 15 - 19 | 18,564 | 8,872 | 9,692 | 5,944 | 3,025 | 2,919 | 12,620 | 5,847 | 6,773 |
| 20 | 4,796 | 2,231 | 2,565 | 1,514 | 753 | 761 | 3,282 | 1,478 | 1,804 |
| 21 | 2,940 | 1,459 | 1,481 | 846 | 444 | 402 | 2,094 | 1,015 | 1,079 |
| 22 | 3,904 | 1,769 | 2,135 | 1,175 | 551 | 624 | 2,729 | 1,218 | 1,511 |
| 23 | 2,798 | 1,318 | 1,480 | 780 | 378 | 402 | 2,018 | 940 | 1,078 |
| 24 | 3,017 | 1,451 | 1,566 | 859 | 439 | 420 | 2,158 | 1,012 | 1,146 |
| 20 - 24 | 17,455 | 8,228 | 9,227 | 5,174 | 2,565 | 2,609 | 12,281 | 5,663 | 6,618 |
| 25 | 3,326 | 1,579 | 1,747 | 1,029 | 511 | 518 | 2,297 | 1,068 | 1,229 |
| 26 | 2,740 | 1,276 | 1,464 | 771 | 345 | 426 | 1,969 | 931 | 1,038 |
| 27 | 2,202 | 1,079 | 1,123 | 571 | 295 | 276 | 1,631 | 784 | 847 |
| 28 | 3,305 | 1,541 | 1,764 | 910 | 428 | 482 | 2,395 | 1,113 | 1,282 |
| 29 | 2,033 | 931 | 1,102 | 514 | 231 | 283 | 1,519 | 700 | 819 |
| 25 - 29 | 13,606 | 6,406 | 7,200 | 3,795 | 1,810 | 1,985 | 9,811 | 4,596 | 5,215 |
| 30 | 3,701 | 1,765 | 1,936 | 1,187 | 579 | 608 | 2,514 | 1,186 | 1,328 |
| 31 | 1,330 | 627 | 703 | 339 | 160 | 179 | 991 | 467 | 524 |
| 32 | 2,743 | 1,286 | 1,457 | 774 | 378 | 396 | 1,969 | 908 | 1,061 |
| 33 | 1,533 | 729 | 804 | 407 | 194 | 213 | 1,126 | 535 | 591 |
| 34 | 1,583 | 780 | 803 | 442 | 198 | 244 | 1,141 | 582 | 559 |
| 30 - 34 | 10,890 | 5,187 | 5,703 | 3,149 | 1,509 | 1,640 | 7,741 | 3,678 | 4,063 |
| 35 | 2,435 | 1,210 | 1,225 | 806 | 377 | 429 | 1,629 | 833 | 796 |
| 36 | 1,699 | 834 | 865 | 507 | 254 | 253 | 1,192 | 580 | 612 |
| 37 | 1,488 | 705 | 783 | 402 | 169 | 233 | 1,086 | 536 | 550 |
| 38 | 2,183 | 1,020 | 1,163 | 736 | 346 | 390 | 1,447 | 674 | 773 |
| 39 | 1,183 | 564 | 619 | 335 | 171 | 164 | 848 | 393 | 455 |
| 35 - 39 | 8,988 | 4,333 | 4,655 | 2,786 | 1,317 | 1,469 | 6,202 | 3,016 | 3,186 |

Table 17.1: Shinyanga Municipal Council: Total Population by Age in Single Years, Five Year Age Groups, Sex and Rural-Urban

| Age | Total | | | Rural | | | Urban | | |
|----------------|--------------|--------------|--------------|--------------|--------------|--------------|--------------|--------------|--------------|
| | Both Sexes | Male | Female | Both Sexes | Male | Female | Both Sexes | Male | Female |
| 40 | 2,650 | 1,310 | 1,340 | 969 | 461 | 508 | 1,681 | 849 | 832 |
| 41 | 748 | 369 | 379 | 221 | 111 | 110 | 527 | 258 | 269 |
| 42 | 1,573 | 797 | 776 | 507 | 250 | 257 | 1,066 | 547 | 519 |
| 43 | 985 | 461 | 524 | 303 | 135 | 168 | 682 | 326 | 356 |
| 44 | 1,045 | 559 | 486 | 335 | 188 | 147 | 710 | 371 | 339 |
| 40 - 44 | 7,001 | 3,496 | 3,505 | 2,335 | 1,145 | 1,190 | 4,666 | 2,351 | 2,315 |
| 45 | 1,547 | 784 | 763 | 572 | 288 | 284 | 975 | 496 | 479 |
| 46 | 886 | 432 | 454 | 279 | 144 | 135 | 607 | 288 | 319 |
| 47 | 809 | 428 | 381 | 242 | 132 | 110 | 567 | 296 | 271 |
| 48 | 1,289 | 650 | 639 | 430 | 213 | 217 | 859 | 437 | 422 |
| 49 | 738 | 375 | 363 | 239 | 119 | 120 | 499 | 256 | 243 |
| 45 - 49 | 5,269 | 2,669 | 2,600 | 1,762 | 896 | 866 | 3,507 | 1,773 | 1,734 |
| 50 | 1,699 | 821 | 878 | 713 | 325 | 388 | 986 | 496 | 490 |
| 51 | 632 | 368 | 264 | 229 | 142 | 87 | 403 | 226 | 177 |
| 52 | 952 | 501 | 451 | 333 | 173 | 160 | 619 | 328 | 291 |
| 53 | 596 | 297 | 299 | 179 | 84 | 95 | 417 | 213 | 204 |
| 54 | 748 | 380 | 368 | 236 | 116 | 120 | 512 | 264 | 248 |
| 50 - 54 | 4,627 | 2,367 | 2,260 | 1,690 | 840 | 850 | 2,937 | 1,527 | 1,410 |
| 55 | 744 | 374 | 370 | 281 | 141 | 140 | 463 | 233 | 230 |
| 56 | 594 | 297 | 297 | 204 | 91 | 113 | 390 | 206 | 184 |
| 57 | 404 | 224 | 180 | 133 | 75 | 58 | 271 | 149 | 122 |
| 58 | 757 | 382 | 375 | 310 | 146 | 164 | 447 | 236 | 211 |
| 59 | 333 | 194 | 139 | 114 | 65 | 49 | 219 | 129 | 90 |
| 55 - 59 | 2,832 | 1,471 | 1,361 | 1,042 | 518 | 524 | 1,790 | 953 | 837 |
| 60 | 1,166 | 568 | 598 | 499 | 251 | 248 | 667 | 317 | 350 |
| 61 | 246 | 131 | 115 | 75 | 39 | 36 | 171 | 92 | 79 |
| 62 | 577 | 330 | 247 | 216 | 119 | 97 | 361 | 211 | 150 |
| 63 | 340 | 181 | 159 | 133 | 68 | 65 | 207 | 113 | 94 |
| 64 | 314 | 157 | 157 | 125 | 59 | 66 | 189 | 98 | 91 |
| 60 - 64 | 2,643 | 1,367 | 1,276 | 1,048 | 536 | 512 | 1,595 | 831 | 764 |
| 65 | 556 | 280 | 276 | 227 | 104 | 123 | 329 | 176 | 153 |
| 66 | 175 | 91 | 84 | 74 | 36 | 38 | 101 | 55 | 46 |
| 67 | 317 | 179 | 138 | 120 | 75 | 45 | 197 | 104 | 93 |
| 68 | 332 | 141 | 191 | 167 | 74 | 93 | 165 | 67 | 98 |
| 69 | 181 | 96 | 85 | 73 | 39 | 34 | 108 | 57 | 51 |
| 65 - 69 | 1,561 | 787 | 774 | 661 | 328 | 333 | 900 | 459 | 441 |
| 70 | 794 | 341 | 453 | 425 | 190 | 235 | 369 | 151 | 218 |
| 71 | 102 | 53 | 49 | 43 | 23 | 20 | 59 | 30 | 29 |
| 72 | 310 | 151 | 159 | 152 | 71 | 81 | 158 | 80 | 78 |
| 73 | 181 | 80 | 101 | 77 | 36 | 41 | 104 | 44 | 60 |
| 74 | 155 | 80 | 75 | 63 | 26 | 37 | 92 | 54 | 38 |
| 70 - 74 | 1,542 | 705 | 837 | 760 | 346 | 414 | 782 | 359 | 423 |
| 75 | 325 | 144 | 181 | 181 | 83 | 98 | 144 | 61 | 83 |
| 76 | 124 | 59 | 65 | 64 | 36 | 28 | 60 | 23 | 37 |
| 77 | 98 | 57 | 41 | 43 | 27 | 16 | 55 | 30 | 25 |
| 78 | 204 | 88 | 116 | 104 | 43 | 61 | 100 | 45 | 55 |
| 79 | 82 | 43 | 39 | 48 | 26 | 22 | 34 | 17 | 17 |
| 75 - 79 | 833 | 391 | 442 | 440 | 215 | 225 | 393 | 176 | 217 |
| 80+ | 1,311 | 526 | 785 | 670 | 306 | 364 | 641 | 220 | 421 |

Table 17.2: Kishapu District Council: Total Population by Age in Single Years, Five Year Age Groups, Sex and Rural-Urban

| Age | Total | | | Rural | | | Urban | | |
|----------------|----------------|----------------|----------------|----------------|----------------|----------------|---------------|--------------|--------------|
| | Both Sexes | Male | Female | Both Sexes | Male | Female | Both Sexes | Male | Female |
| Total | 272,990 | 135,269 | 137,721 | 254,119 | 125,843 | 128,276 | 18,871 | 9,426 | 9,445 |
| 0 | 9,571 | 4,800 | 4,771 | 9,066 | 4,543 | 4,523 | 505 | 257 | 248 |
| 1 | 9,576 | 4,831 | 4,745 | 9,034 | 4,571 | 4,463 | 542 | 260 | 282 |
| 2 | 10,420 | 5,278 | 5,142 | 9,860 | 4,989 | 4,871 | 560 | 289 | 271 |
| 3 | 10,653 | 5,365 | 5,288 | 10,093 | 5,075 | 5,018 | 560 | 290 | 270 |
| 4 | 10,284 | 5,173 | 5,111 | 9,767 | 4,900 | 4,867 | 517 | 273 | 244 |
| 0 - 4 | 50,504 | 25,447 | 25,057 | 47,820 | 24,078 | 23,742 | 2,684 | 1,369 | 1,315 |
| 5 | 9,664 | 4,999 | 4,665 | 9,180 | 4,770 | 4,410 | 484 | 229 | 255 |
| 6 | 9,717 | 4,974 | 4,743 | 9,228 | 4,732 | 4,496 | 489 | 242 | 247 |
| 7 | 9,367 | 4,786 | 4,581 | 8,885 | 4,549 | 4,336 | 482 | 237 | 245 |
| 8 | 8,157 | 4,021 | 4,136 | 7,707 | 3,816 | 3,891 | 450 | 205 | 245 |
| 9 | 7,486 | 3,712 | 3,774 | 7,092 | 3,512 | 3,580 | 394 | 200 | 194 |
| 5 - 9 | 44,391 | 22,492 | 21,899 | 42,092 | 21,379 | 20,713 | 2,299 | 1,113 | 1,186 |
| 10 | 8,516 | 4,312 | 4,204 | 8,055 | 4,091 | 3,964 | 461 | 221 | 240 |
| 11 | 6,212 | 3,070 | 3,142 | 5,828 | 2,901 | 2,927 | 384 | 169 | 215 |
| 12 | 8,588 | 4,371 | 4,217 | 8,057 | 4,096 | 3,961 | 531 | 275 | 256 |
| 13 | 6,180 | 3,090 | 3,090 | 5,787 | 2,915 | 2,872 | 393 | 175 | 218 |
| 14 | 6,758 | 3,388 | 3,370 | 6,321 | 3,203 | 3,118 | 437 | 185 | 252 |
| 10 - 14 | 36,254 | 18,231 | 18,023 | 34,048 | 17,206 | 16,842 | 2,206 | 1,025 | 1,181 |
| 15 | 5,957 | 2,997 | 2,960 | 5,519 | 2,795 | 2,724 | 438 | 202 | 236 |
| 16 | 5,733 | 2,897 | 2,836 | 5,339 | 2,722 | 2,617 | 394 | 175 | 219 |
| 17 | 5,374 | 2,758 | 2,616 | 4,968 | 2,546 | 2,422 | 406 | 212 | 194 |
| 18 | 6,188 | 3,088 | 3,100 | 5,709 | 2,868 | 2,841 | 479 | 220 | 259 |
| 19 | 4,501 | 2,186 | 2,315 | 4,096 | 2,002 | 2,094 | 405 | 184 | 221 |
| 15 - 19 | 27,753 | 13,926 | 13,827 | 25,631 | 12,933 | 12,698 | 2,122 | 993 | 1,129 |
| 20 | 6,879 | 3,111 | 3,768 | 6,428 | 2,912 | 3,516 | 451 | 199 | 252 |
| 21 | 3,892 | 1,922 | 1,970 | 3,556 | 1,767 | 1,789 | 336 | 155 | 181 |
| 22 | 5,228 | 2,389 | 2,839 | 4,776 | 2,199 | 2,577 | 452 | 190 | 262 |
| 23 | 3,480 | 1,663 | 1,817 | 3,150 | 1,515 | 1,635 | 330 | 148 | 182 |
| 24 | 4,066 | 1,916 | 2,150 | 3,750 | 1,776 | 1,974 | 316 | 140 | 176 |
| 20 - 24 | 23,545 | 11,001 | 12,544 | 21,660 | 10,169 | 11,491 | 1,885 | 832 | 1,053 |
| 25 | 4,596 | 2,203 | 2,393 | 4,207 | 2,029 | 2,178 | 389 | 174 | 215 |
| 26 | 3,418 | 1,628 | 1,790 | 3,115 | 1,475 | 1,640 | 303 | 153 | 150 |
| 27 | 2,808 | 1,370 | 1,438 | 2,535 | 1,231 | 1,304 | 273 | 139 | 134 |
| 28 | 4,568 | 2,122 | 2,446 | 4,136 | 1,915 | 2,221 | 432 | 207 | 225 |
| 29 | 2,340 | 1,044 | 1,296 | 2,106 | 940 | 1,166 | 234 | 104 | 130 |
| 25 - 29 | 17,730 | 8,367 | 9,363 | 16,099 | 7,590 | 8,509 | 1,631 | 777 | 854 |
| 30 | 5,684 | 2,612 | 3,072 | 5,161 | 2,350 | 2,811 | 523 | 262 | 261 |
| 31 | 1,667 | 839 | 828 | 1,497 | 757 | 740 | 170 | 82 | 88 |
| 32 | 3,446 | 1,637 | 1,809 | 3,079 | 1,457 | 1,622 | 367 | 180 | 187 |
| 33 | 1,962 | 985 | 977 | 1,746 | 876 | 870 | 216 | 109 | 107 |
| 34 | 2,114 | 1,097 | 1,017 | 1,856 | 948 | 908 | 258 | 149 | 109 |
| 30 - 34 | 14,873 | 7,170 | 7,703 | 13,339 | 6,388 | 6,951 | 1,534 | 782 | 752 |
| 35 | 3,397 | 1,616 | 1,781 | 3,062 | 1,431 | 1,631 | 335 | 185 | 150 |
| 36 | 2,233 | 1,123 | 1,110 | 2,022 | 1,002 | 1,020 | 211 | 121 | 90 |
| 37 | 1,953 | 966 | 987 | 1,757 | 856 | 901 | 196 | 110 | 86 |
| 38 | 3,674 | 1,688 | 1,986 | 3,354 | 1,520 | 1,834 | 320 | 168 | 152 |
| 39 | 1,682 | 749 | 933 | 1,508 | 662 | 846 | 174 | 87 | 87 |
| 35 - 39 | 12,939 | 6,142 | 6,797 | 11,703 | 5,471 | 6,232 | 1,236 | 671 | 565 |

Table 17.2: Kishapu District Council: Total Population by Age in Single Years, Five Year Age Groups, Sex and Rural-Urban

| Age | Total | | | Rural | | | Urban | | |
|----------------|---------------|--------------|--------------|---------------|--------------|--------------|------------|------------|------------|
| | Both Sexes | Male | Female | Both Sexes | Male | Female | Both Sexes | Male | Female |
| 40 | 4,823 | 2,241 | 2,582 | 4,470 | 2,036 | 2,434 | 353 | 205 | 148 |
| 41 | 1,053 | 554 | 499 | 939 | 493 | 446 | 114 | 61 | 53 |
| 42 | 2,400 | 1,233 | 1,167 | 2,205 | 1,119 | 1,086 | 195 | 114 | 81 |
| 43 | 1,288 | 620 | 668 | 1,135 | 543 | 592 | 153 | 77 | 76 |
| 44 | 1,481 | 807 | 674 | 1,324 | 721 | 603 | 157 | 86 | 71 |
| 40 - 44 | 11,045 | 5,455 | 5,590 | 10,073 | 4,912 | 5,161 | 972 | 543 | 429 |
| 45 | 2,522 | 1,244 | 1,278 | 2,319 | 1,122 | 1,197 | 203 | 122 | 81 |
| 46 | 1,313 | 726 | 587 | 1,178 | 634 | 544 | 135 | 92 | 43 |
| 47 | 1,075 | 605 | 470 | 973 | 532 | 441 | 102 | 73 | 29 |
| 48 | 2,019 | 998 | 1,021 | 1,876 | 917 | 959 | 143 | 81 | 62 |
| 49 | 1,017 | 526 | 491 | 918 | 474 | 444 | 99 | 52 | 47 |
| 45 - 49 | 7,946 | 4,099 | 3,847 | 7,264 | 3,679 | 3,585 | 682 | 420 | 262 |
| 50 | 3,054 | 1,450 | 1,604 | 2,881 | 1,365 | 1,516 | 173 | 85 | 88 |
| 51 | 970 | 527 | 443 | 890 | 478 | 412 | 80 | 49 | 31 |
| 52 | 1,372 | 691 | 681 | 1,250 | 627 | 623 | 122 | 64 | 58 |
| 53 | 645 | 362 | 283 | 585 | 314 | 271 | 60 | 48 | 12 |
| 54 | 1,025 | 549 | 476 | 941 | 493 | 448 | 84 | 56 | 28 |
| 50 - 54 | 7,066 | 3,579 | 3,487 | 6,547 | 3,277 | 3,270 | 519 | 302 | 217 |
| 55 | 1,175 | 562 | 613 | 1,103 | 519 | 584 | 72 | 43 | 29 |
| 56 | 823 | 415 | 408 | 741 | 368 | 373 | 82 | 47 | 35 |
| 57 | 567 | 318 | 249 | 513 | 281 | 232 | 54 | 37 | 17 |
| 58 | 1,099 | 568 | 531 | 1,021 | 532 | 489 | 78 | 36 | 42 |
| 59 | 390 | 211 | 179 | 345 | 185 | 160 | 45 | 26 | 19 |
| 55 - 59 | 4,054 | 2,074 | 1,980 | 3,723 | 1,885 | 1,838 | 331 | 189 | 142 |
| 60 | 2,074 | 974 | 1,100 | 1,955 | 919 | 1,036 | 119 | 55 | 64 |
| 61 | 401 | 215 | 186 | 379 | 198 | 181 | 22 | 17 | 5 |
| 62 | 830 | 420 | 410 | 768 | 384 | 384 | 62 | 36 | 26 |
| 63 | 650 | 360 | 290 | 608 | 340 | 268 | 42 | 20 | 22 |
| 64 | 438 | 233 | 205 | 402 | 214 | 188 | 36 | 19 | 17 |
| 60 - 64 | 4,393 | 2,202 | 2,191 | 4,112 | 2,055 | 2,057 | 281 | 147 | 134 |
| 65 | 1,039 | 502 | 537 | 982 | 470 | 512 | 57 | 32 | 25 |
| 66 | 321 | 170 | 151 | 305 | 163 | 142 | 16 | 7 | 9 |
| 67 | 515 | 268 | 247 | 479 | 245 | 234 | 36 | 23 | 13 |
| 68 | 741 | 332 | 409 | 707 | 315 | 392 | 34 | 17 | 17 |
| 69 | 285 | 141 | 144 | 266 | 131 | 135 | 19 | 10 | 9 |
| 65 - 69 | 2,901 | 1,413 | 1,488 | 2,739 | 1,324 | 1,415 | 162 | 89 | 73 |
| 70 | 1,664 | 784 | 880 | 1,583 | 748 | 835 | 81 | 36 | 45 |
| 71 | 217 | 106 | 111 | 205 | 100 | 105 | 12 | 6 | 6 |
| 72 | 577 | 261 | 316 | 550 | 243 | 307 | 27 | 18 | 9 |
| 73 | 228 | 118 | 110 | 217 | 113 | 104 | 11 | 5 | 6 |
| 74 | 252 | 132 | 120 | 236 | 123 | 113 | 16 | 9 | 7 |
| 70 - 74 | 2,938 | 1,401 | 1,537 | 2,791 | 1,327 | 1,464 | 147 | 74 | 73 |
| 75 | 665 | 336 | 329 | 639 | 318 | 321 | 26 | 18 | 8 |
| 76 | 291 | 142 | 149 | 280 | 138 | 142 | 11 | 4 | 7 |
| 77 | 151 | 86 | 65 | 140 | 81 | 59 | 11 | 5 | 6 |
| 78 | 486 | 241 | 245 | 468 | 231 | 237 | 18 | 10 | 8 |
| 79 | 199 | 102 | 97 | 188 | 96 | 92 | 11 | 6 | 5 |
| 75 - 79 | 1,792 | 907 | 885 | 1,715 | 864 | 851 | 77 | 43 | 34 |
| 80+ | 2,866 | 1,363 | 1,503 | 2,763 | 1,306 | 1,457 | 103 | 57 | 46 |

Table 17.3: Shinyanga District Council: Total Population by Age in Single Years, Five Year Age Groups, Sex and Rural-Urban

| Age | Total | | | Rural | | | Urban | | |
|----------------|----------------|----------------|----------------|----------------|----------------|----------------|--------------|--------------|--------------|
| | Both Sexes | Male | Female | Both Sexes | Male | Female | Both Sexes | Male | Female |
| Total | 334,417 | 162,956 | 171,461 | 331,557 | 161,607 | 169,950 | 2,860 | 1,349 | 1,511 |
| 0 | 12,479 | 6,236 | 6,243 | 12,380 | 6,186 | 6,194 | 99 | 50 | 49 |
| 1 | 11,559 | 5,810 | 5,749 | 11,488 | 5,772 | 5,716 | 71 | 38 | 33 |
| 2 | 13,521 | 6,859 | 6,662 | 13,426 | 6,817 | 6,609 | 95 | 42 | 53 |
| 3 | 13,677 | 6,803 | 6,874 | 13,605 | 6,765 | 6,840 | 72 | 38 | 34 |
| 4 | 13,403 | 6,721 | 6,682 | 13,324 | 6,681 | 6,643 | 79 | 40 | 39 |
| 0 - 4 | 64,639 | 32,429 | 32,210 | 64,223 | 32,221 | 32,002 | 416 | 208 | 208 |
| 5 | 12,535 | 6,486 | 6,049 | 12,458 | 6,453 | 6,005 | 77 | 33 | 44 |
| 6 | 12,292 | 6,154 | 6,138 | 12,216 | 6,109 | 6,107 | 76 | 45 | 31 |
| 7 | 11,977 | 6,013 | 5,964 | 11,916 | 5,985 | 5,931 | 61 | 28 | 33 |
| 8 | 10,557 | 5,249 | 5,308 | 10,486 | 5,217 | 5,269 | 71 | 32 | 39 |
| 9 | 9,141 | 4,567 | 4,574 | 9,076 | 4,537 | 4,539 | 65 | 30 | 35 |
| 5 - 9 | 56,502 | 28,469 | 28,033 | 56,152 | 28,301 | 27,851 | 350 | 168 | 182 |
| 10 | 10,906 | 5,479 | 5,427 | 10,831 | 5,441 | 5,390 | 75 | 38 | 37 |
| 11 | 7,195 | 3,536 | 3,659 | 7,138 | 3,518 | 3,620 | 57 | 18 | 39 |
| 12 | 11,320 | 5,644 | 5,676 | 11,215 | 5,592 | 5,623 | 105 | 52 | 53 |
| 13 | 7,456 | 3,730 | 3,726 | 7,402 | 3,708 | 3,694 | 54 | 22 | 32 |
| 14 | 8,158 | 4,076 | 4,082 | 8,097 | 4,044 | 4,053 | 61 | 32 | 29 |
| 10 - 14 | 45,035 | 22,465 | 22,570 | 44,683 | 22,303 | 22,380 | 352 | 162 | 190 |
| 15 | 7,268 | 3,680 | 3,588 | 7,210 | 3,647 | 3,563 | 58 | 33 | 25 |
| 16 | 7,217 | 3,611 | 3,606 | 7,145 | 3,574 | 3,571 | 72 | 37 | 35 |
| 17 | 6,360 | 3,252 | 3,108 | 6,325 | 3,238 | 3,087 | 35 | 14 | 21 |
| 18 | 7,477 | 3,627 | 3,850 | 7,399 | 3,590 | 3,809 | 78 | 37 | 41 |
| 19 | 5,578 | 2,545 | 3,033 | 5,538 | 2,528 | 3,010 | 40 | 17 | 23 |
| 15 - 19 | 33,900 | 16,715 | 17,185 | 33,617 | 16,577 | 17,040 | 283 | 138 | 145 |
| 20 | 8,721 | 4,033 | 4,688 | 8,650 | 3,996 | 4,654 | 71 | 37 | 34 |
| 21 | 4,314 | 2,076 | 2,238 | 4,278 | 2,062 | 2,216 | 36 | 14 | 22 |
| 22 | 6,139 | 2,790 | 3,349 | 6,059 | 2,753 | 3,306 | 80 | 37 | 43 |
| 23 | 3,970 | 1,849 | 2,121 | 3,929 | 1,836 | 2,093 | 41 | 13 | 28 |
| 24 | 4,475 | 2,012 | 2,463 | 4,424 | 1,989 | 2,435 | 51 | 23 | 28 |
| 20 - 24 | 27,619 | 12,760 | 14,859 | 27,340 | 12,636 | 14,704 | 279 | 124 | 155 |
| 25 | 5,726 | 2,614 | 3,112 | 5,651 | 2,581 | 3,070 | 75 | 33 | 42 |
| 26 | 3,984 | 1,830 | 2,154 | 3,934 | 1,805 | 2,129 | 50 | 25 | 25 |
| 27 | 3,407 | 1,616 | 1,791 | 3,365 | 1,596 | 1,769 | 42 | 20 | 22 |
| 28 | 5,415 | 2,341 | 3,074 | 5,357 | 2,314 | 3,043 | 58 | 27 | 31 |
| 29 | 2,818 | 1,167 | 1,651 | 2,780 | 1,151 | 1,629 | 38 | 16 | 22 |
| 25 - 29 | 21,350 | 9,568 | 11,782 | 21,087 | 9,447 | 11,640 | 263 | 121 | 142 |
| 30 | 7,624 | 3,418 | 4,206 | 7,542 | 3,382 | 4,160 | 82 | 36 | 46 |
| 31 | 1,817 | 856 | 961 | 1,799 | 847 | 952 | 18 | 9 | 9 |
| 32 | 4,063 | 1,913 | 2,150 | 4,018 | 1,895 | 2,123 | 45 | 18 | 27 |
| 33 | 2,131 | 1,085 | 1,046 | 2,098 | 1,069 | 1,029 | 33 | 16 | 17 |
| 34 | 2,266 | 1,073 | 1,193 | 2,226 | 1,058 | 1,168 | 40 | 15 | 25 |
| 30 - 34 | 17,901 | 8,345 | 9,556 | 17,683 | 8,251 | 9,432 | 218 | 94 | 124 |
| 35 | 4,164 | 1,993 | 2,171 | 4,124 | 1,972 | 2,152 | 40 | 21 | 19 |
| 36 | 2,668 | 1,227 | 1,441 | 2,642 | 1,216 | 1,426 | 26 | 11 | 15 |
| 37 | 2,173 | 1,017 | 1,156 | 2,140 | 995 | 1,145 | 33 | 22 | 11 |
| 38 | 4,367 | 1,896 | 2,471 | 4,327 | 1,873 | 2,454 | 40 | 23 | 17 |
| 39 | 1,989 | 906 | 1,083 | 1,961 | 893 | 1,068 | 28 | 13 | 15 |
| 35 - 39 | 15,361 | 7,039 | 8,322 | 15,194 | 6,949 | 8,245 | 167 | 90 | 77 |

Table 17.3: Shinyanga District Council: Total Population by Age in Single Years, Five Year Age Groups, Sex and Rural-Urban

| Age | Total | | | Rural | | | Urban | | |
|----------------|---------------|--------------|--------------|---------------|--------------|--------------|------------|-----------|-----------|
| | Both Sexes | Male | Female | Both Sexes | Male | Female | Both Sexes | Male | Female |
| 40 | 5,764 | 2,644 | 3,120 | 5,714 | 2,618 | 3,096 | 50 | 26 | 24 |
| 41 | 1,198 | 598 | 600 | 1,184 | 593 | 591 | 14 | 5 | 9 |
| 42 | 2,735 | 1,382 | 1,353 | 2,702 | 1,367 | 1,335 | 33 | 15 | 18 |
| 43 | 1,376 | 667 | 709 | 1,361 | 660 | 701 | 15 | 7 | 8 |
| 44 | 1,447 | 825 | 622 | 1,433 | 817 | 616 | 14 | 8 | 6 |
| 40 - 44 | 12,520 | 6,116 | 6,404 | 12,394 | 6,055 | 6,339 | 126 | 61 | 65 |
| 45 | 2,983 | 1,389 | 1,594 | 2,942 | 1,370 | 1,572 | 41 | 19 | 22 |
| 46 | 1,411 | 727 | 684 | 1,393 | 721 | 672 | 18 | 6 | 12 |
| 47 | 1,195 | 633 | 562 | 1,178 | 625 | 553 | 17 | 8 | 9 |
| 48 | 2,350 | 1,108 | 1,242 | 2,323 | 1,096 | 1,227 | 27 | 12 | 15 |
| 49 | 1,138 | 611 | 527 | 1,125 | 604 | 521 | 13 | 7 | 6 |
| 45 - 49 | 9,077 | 4,468 | 4,609 | 8,961 | 4,416 | 4,545 | 116 | 52 | 64 |
| 50 | 3,712 | 1,654 | 2,058 | 3,686 | 1,642 | 2,044 | 26 | 12 | 14 |
| 51 | 1,118 | 593 | 525 | 1,103 | 585 | 518 | 15 | 8 | 7 |
| 52 | 1,585 | 791 | 794 | 1,564 | 780 | 784 | 21 | 11 | 10 |
| 53 | 719 | 372 | 347 | 717 | 371 | 346 | 2 | 1 | 1 |
| 54 | 1,023 | 517 | 506 | 1,010 | 509 | 501 | 13 | 8 | 5 |
| 50 - 54 | 8,157 | 3,927 | 4,230 | 8,080 | 3,887 | 4,193 | 77 | 40 | 37 |
| 55 | 1,431 | 657 | 774 | 1,419 | 652 | 767 | 12 | 5 | 7 |
| 56 | 906 | 438 | 468 | 894 | 435 | 459 | 12 | 3 | 9 |
| 57 | 633 | 334 | 299 | 627 | 328 | 299 | 6 | 6 | 0 |
| 58 | 1,261 | 632 | 629 | 1,248 | 626 | 622 | 13 | 6 | 7 |
| 59 | 486 | 262 | 224 | 479 | 256 | 223 | 7 | 6 | 1 |
| 55 - 59 | 4,717 | 2,323 | 2,394 | 4,667 | 2,297 | 2,370 | 50 | 26 | 24 |
| 60 | 2,627 | 1,187 | 1,440 | 2,606 | 1,176 | 1,430 | 21 | 11 | 10 |
| 61 | 453 | 227 | 226 | 447 | 224 | 223 | 6 | 3 | 3 |
| 62 | 882 | 431 | 451 | 875 | 428 | 447 | 7 | 3 | 4 |
| 63 | 537 | 276 | 261 | 531 | 274 | 257 | 6 | 2 | 4 |
| 64 | 521 | 298 | 223 | 514 | 293 | 221 | 7 | 5 | 2 |
| 60 - 64 | 5,020 | 2,419 | 2,601 | 4,973 | 2,395 | 2,578 | 47 | 24 | 23 |
| 65 | 1,307 | 588 | 719 | 1,290 | 584 | 706 | 17 | 4 | 13 |
| 66 | 332 | 173 | 159 | 329 | 171 | 158 | 3 | 2 | 1 |
| 67 | 574 | 302 | 272 | 569 | 301 | 268 | 5 | 1 | 4 |
| 68 | 903 | 399 | 504 | 893 | 395 | 498 | 10 | 4 | 6 |
| 69 | 326 | 156 | 170 | 322 | 154 | 168 | 4 | 2 | 2 |
| 65 - 69 | 3,442 | 1,618 | 1,824 | 3,403 | 1,605 | 1,798 | 39 | 13 | 26 |
| 70 | 2,021 | 917 | 1,104 | 2,004 | 908 | 1,096 | 17 | 9 | 8 |
| 71 | 230 | 122 | 108 | 229 | 121 | 108 | 1 | 1 | 0 |
| 72 | 621 | 282 | 339 | 611 | 277 | 334 | 10 | 5 | 5 |
| 73 | 241 | 119 | 122 | 238 | 117 | 121 | 3 | 2 | 1 |
| 74 | 265 | 134 | 131 | 262 | 133 | 129 | 3 | 1 | 2 |
| 70 - 74 | 3,378 | 1,574 | 1,804 | 3,344 | 1,556 | 1,788 | 34 | 18 | 16 |
| 75 | 839 | 405 | 434 | 833 | 404 | 429 | 6 | 1 | 5 |
| 76 | 350 | 188 | 162 | 346 | 187 | 159 | 4 | 1 | 3 |
| 77 | 200 | 110 | 90 | 199 | 109 | 90 | 1 | 1 | 0 |
| 78 | 564 | 282 | 282 | 563 | 282 | 281 | 1 | 0 | 1 |
| 79 | 251 | 118 | 133 | 249 | 116 | 133 | 2 | 2 | 0 |
| 75 - 79 | 2,204 | 1,103 | 1,101 | 2,190 | 1,098 | 1,092 | 14 | 5 | 9 |
| 80+ | 3,595 | 1,618 | 1,977 | 3,566 | 1,613 | 1,953 | 29 | 5 | 24 |

Table 17.4: Kahama District Council: Total Population by Age in Single Years, Five Year Age Groups, Sex and Rural-Urban

| Age | Total | | | Rural | | | Urban | | |
|----------------|----------------|----------------|----------------|----------------|----------------|----------------|---------------|---------------|---------------|
| | Both Sexes | Male | Female | Both Sexes | Male | Female | Both Sexes | Male | Female |
| Total | 523,802 | 256,463 | 267,339 | 489,744 | 239,899 | 249,845 | 34,058 | 16,564 | 17,494 |
| 0 | 21,616 | 10,829 | 10,787 | 20,370 | 10,207 | 10,163 | 1,246 | 622 | 624 |
| 1 | 18,737 | 9,437 | 9,300 | 17,633 | 8,895 | 8,738 | 1,104 | 542 | 562 |
| 2 | 21,566 | 10,671 | 10,895 | 20,396 | 10,094 | 10,302 | 1,170 | 577 | 593 |
| 3 | 21,350 | 10,799 | 10,551 | 20,216 | 10,226 | 9,990 | 1,134 | 573 | 561 |
| 4 | 20,752 | 10,372 | 10,380 | 19,716 | 9,880 | 9,836 | 1,036 | 492 | 544 |
| 0 - 4 | 104,021 | 52,108 | 51,913 | 98,331 | 49,302 | 49,029 | 5,690 | 2,806 | 2,884 |
| 5 | 19,761 | 10,053 | 9,708 | 18,761 | 9,548 | 9,213 | 1,000 | 505 | 495 |
| 6 | 19,316 | 9,622 | 9,694 | 18,351 | 9,148 | 9,203 | 965 | 474 | 491 |
| 7 | 18,742 | 9,555 | 9,187 | 17,784 | 9,072 | 8,712 | 958 | 483 | 475 |
| 8 | 16,991 | 8,378 | 8,613 | 16,129 | 7,928 | 8,201 | 862 | 450 | 412 |
| 9 | 13,913 | 6,905 | 7,008 | 13,107 | 6,529 | 6,578 | 806 | 376 | 430 |
| 5 - 9 | 88,723 | 44,513 | 44,210 | 84,132 | 42,225 | 41,907 | 4,591 | 2,288 | 2,303 |
| 10 | 17,487 | 8,786 | 8,701 | 16,586 | 8,335 | 8,251 | 901 | 451 | 450 |
| 11 | 11,613 | 5,725 | 5,888 | 10,941 | 5,393 | 5,548 | 672 | 332 | 340 |
| 12 | 18,023 | 9,121 | 8,902 | 17,021 | 8,635 | 8,386 | 1,002 | 486 | 516 |
| 13 | 12,139 | 6,174 | 5,965 | 11,478 | 5,868 | 5,610 | 661 | 306 | 355 |
| 14 | 12,892 | 6,582 | 6,310 | 12,210 | 6,260 | 5,950 | 682 | 322 | 360 |
| 10 - 14 | 72,154 | 36,388 | 35,766 | 68,236 | 34,491 | 33,745 | 3,918 | 1,897 | 2,021 |
| 15 | 11,560 | 5,853 | 5,707 | 10,853 | 5,531 | 5,322 | 707 | 322 | 385 |
| 16 | 11,201 | 5,510 | 5,691 | 10,477 | 5,199 | 5,278 | 724 | 311 | 413 |
| 17 | 10,493 | 5,241 | 5,252 | 9,744 | 4,894 | 4,850 | 749 | 347 | 402 |
| 18 | 12,702 | 5,998 | 6,704 | 11,804 | 5,603 | 6,201 | 898 | 395 | 503 |
| 19 | 8,800 | 3,980 | 4,820 | 8,135 | 3,707 | 4,428 | 665 | 273 | 392 |
| 15 - 19 | 54,756 | 26,582 | 28,174 | 51,013 | 24,934 | 26,079 | 3,743 | 1,648 | 2,095 |
| 20 | 14,065 | 6,280 | 7,785 | 13,064 | 5,876 | 7,188 | 1,001 | 404 | 597 |
| 21 | 6,660 | 3,134 | 3,526 | 6,128 | 2,917 | 3,211 | 532 | 217 | 315 |
| 22 | 10,151 | 4,535 | 5,616 | 9,259 | 4,182 | 5,077 | 892 | 353 | 539 |
| 23 | 6,164 | 2,814 | 3,350 | 5,571 | 2,571 | 3,000 | 593 | 243 | 350 |
| 24 | 7,273 | 3,338 | 3,935 | 6,615 | 3,071 | 3,544 | 658 | 267 | 391 |
| 20 - 24 | 44,313 | 20,101 | 24,212 | 40,637 | 18,617 | 22,020 | 3,676 | 1,484 | 2,192 |
| 25 | 9,308 | 4,231 | 5,077 | 8,541 | 3,886 | 4,655 | 767 | 345 | 422 |
| 26 | 6,458 | 3,033 | 3,425 | 5,851 | 2,761 | 3,090 | 607 | 272 | 335 |
| 27 | 5,666 | 2,651 | 3,015 | 5,113 | 2,389 | 2,724 | 553 | 262 | 291 |
| 28 | 9,031 | 3,976 | 5,055 | 8,180 | 3,595 | 4,585 | 851 | 381 | 470 |
| 29 | 4,703 | 2,082 | 2,621 | 4,221 | 1,851 | 2,370 | 482 | 231 | 251 |
| 25 - 29 | 35,166 | 15,973 | 19,193 | 31,906 | 14,482 | 17,424 | 3,260 | 1,491 | 1,769 |
| 30 | 12,211 | 5,509 | 6,702 | 11,199 | 4,998 | 6,201 | 1,012 | 511 | 501 |
| 31 | 2,982 | 1,448 | 1,534 | 2,667 | 1,287 | 1,380 | 315 | 161 | 154 |
| 32 | 6,318 | 3,023 | 3,295 | 5,675 | 2,707 | 2,968 | 643 | 316 | 327 |
| 33 | 3,367 | 1,662 | 1,705 | 2,989 | 1,472 | 1,517 | 378 | 190 | 188 |
| 34 | 3,647 | 1,754 | 1,893 | 3,241 | 1,540 | 1,701 | 406 | 214 | 192 |
| 30 - 34 | 28,525 | 13,396 | 15,129 | 25,771 | 12,004 | 13,767 | 2,754 | 1,392 | 1,362 |
| 35 | 6,983 | 3,295 | 3,688 | 6,353 | 2,944 | 3,409 | 630 | 351 | 279 |
| 36 | 4,124 | 1,954 | 2,170 | 3,719 | 1,739 | 1,980 | 405 | 215 | 190 |
| 37 | 3,583 | 1,758 | 1,825 | 3,240 | 1,569 | 1,671 | 343 | 189 | 154 |
| 38 | 6,350 | 2,947 | 3,403 | 5,796 | 2,655 | 3,141 | 554 | 292 | 262 |
| 39 | 2,882 | 1,368 | 1,514 | 2,613 | 1,214 | 1,399 | 269 | 154 | 115 |
| 35 - 39 | 23,922 | 11,322 | 12,600 | 21,721 | 10,121 | 11,600 | 2,201 | 1,201 | 1,000 |

Table 17.4: Kahama District Council: Total Population by Age in Single Years, Five Year Age Groups, Sex and Rural-Urban

| Age | Total | | | Rural | | | Urban | | |
|----------------|---------------|--------------|--------------|---------------|--------------|--------------|--------------|------------|------------|
| | Both Sexes | Male | Female | Both Sexes | Male | Female | Both Sexes | Male | Female |
| 40 | 8,688 | 3,916 | 4,772 | 8,101 | 3,583 | 4,518 | 587 | 333 | 254 |
| 41 | 1,752 | 935 | 817 | 1,587 | 843 | 744 | 165 | 92 | 73 |
| 42 | 4,003 | 2,150 | 1,853 | 3,675 | 1,941 | 1,734 | 328 | 209 | 119 |
| 43 | 1,944 | 968 | 976 | 1,760 | 864 | 896 | 184 | 104 | 80 |
| 44 | 2,088 | 1,126 | 962 | 1,877 | 998 | 879 | 211 | 128 | 83 |
| 40 - 44 | 18,475 | 9,095 | 9,380 | 17,000 | 8,229 | 8,771 | 1,475 | 866 | 609 |
| 45 | 4,253 | 2,049 | 2,204 | 3,995 | 1,890 | 2,105 | 258 | 159 | 99 |
| 46 | 2,134 | 1,100 | 1,034 | 1,971 | 1,009 | 962 | 163 | 91 | 72 |
| 47 | 1,688 | 866 | 822 | 1,564 | 794 | 770 | 124 | 72 | 52 |
| 48 | 3,395 | 1,698 | 1,697 | 3,172 | 1,562 | 1,610 | 223 | 136 | 87 |
| 49 | 1,702 | 896 | 806 | 1,574 | 833 | 741 | 128 | 63 | 65 |
| 45 - 49 | 13,172 | 6,609 | 6,563 | 12,276 | 6,088 | 6,188 | 896 | 521 | 375 |
| 50 | 5,560 | 2,543 | 3,017 | 5,300 | 2,408 | 2,892 | 260 | 135 | 125 |
| 51 | 1,799 | 982 | 817 | 1,692 | 912 | 780 | 107 | 70 | 37 |
| 52 | 2,158 | 1,194 | 964 | 2,005 | 1,104 | 901 | 153 | 90 | 63 |
| 53 | 1,086 | 578 | 508 | 1,019 | 538 | 481 | 67 | 40 | 27 |
| 54 | 1,415 | 755 | 660 | 1,332 | 705 | 627 | 83 | 50 | 33 |
| 50 - 54 | 12,018 | 6,052 | 5,966 | 11,348 | 5,667 | 5,681 | 670 | 385 | 285 |
| 55 | 2,037 | 969 | 1,068 | 1,946 | 924 | 1,022 | 91 | 45 | 46 |
| 56 | 1,248 | 651 | 597 | 1,183 | 613 | 570 | 65 | 38 | 27 |
| 57 | 889 | 458 | 431 | 826 | 423 | 403 | 63 | 35 | 28 |
| 58 | 1,670 | 841 | 829 | 1,585 | 783 | 802 | 85 | 58 | 27 |
| 59 | 660 | 377 | 283 | 605 | 349 | 256 | 55 | 28 | 27 |
| 55 - 59 | 6,504 | 3,296 | 3,208 | 6,145 | 3,092 | 3,053 | 359 | 204 | 155 |
| 60 | 3,594 | 1,727 | 1,867 | 3,454 | 1,658 | 1,796 | 140 | 69 | 71 |
| 61 | 633 | 335 | 298 | 601 | 318 | 283 | 32 | 17 | 15 |
| 62 | 1,181 | 634 | 547 | 1,116 | 598 | 518 | 65 | 36 | 29 |
| 63 | 706 | 360 | 346 | 680 | 346 | 334 | 26 | 14 | 12 |
| 64 | 723 | 408 | 315 | 693 | 397 | 296 | 30 | 11 | 19 |
| 60 - 64 | 6,837 | 3,464 | 3,373 | 6,544 | 3,317 | 3,227 | 293 | 147 | 146 |
| 65 | 1,663 | 785 | 878 | 1,616 | 764 | 852 | 47 | 21 | 26 |
| 66 | 472 | 247 | 225 | 445 | 232 | 213 | 27 | 15 | 12 |
| 67 | 724 | 402 | 322 | 690 | 386 | 304 | 34 | 16 | 18 |
| 68 | 994 | 433 | 561 | 960 | 418 | 542 | 34 | 15 | 19 |
| 69 | 382 | 217 | 165 | 368 | 207 | 161 | 14 | 10 | 4 |
| 65 - 69 | 4,235 | 2,084 | 2,151 | 4,079 | 2,007 | 2,072 | 156 | 77 | 79 |
| 70 | 2,451 | 1,121 | 1,330 | 2,374 | 1,096 | 1,278 | 77 | 25 | 52 |
| 71 | 277 | 146 | 131 | 265 | 140 | 125 | 12 | 6 | 6 |
| 72 | 778 | 439 | 339 | 747 | 425 | 322 | 31 | 14 | 17 |
| 73 | 371 | 205 | 166 | 351 | 194 | 157 | 20 | 11 | 9 |
| 74 | 319 | 171 | 148 | 313 | 167 | 146 | 6 | 4 | 2 |
| 70 - 74 | 4,196 | 2,082 | 2,114 | 4,050 | 2,022 | 2,028 | 146 | 60 | 86 |
| 75 | 982 | 457 | 525 | 954 | 445 | 509 | 28 | 12 | 16 |
| 76 | 361 | 189 | 172 | 342 | 179 | 163 | 19 | 10 | 9 |
| 77 | 247 | 147 | 100 | 241 | 144 | 97 | 6 | 3 | 3 |
| 78 | 617 | 340 | 277 | 599 | 333 | 266 | 18 | 7 | 11 |
| 79 | 274 | 153 | 121 | 261 | 145 | 116 | 13 | 8 | 5 |
| 75 - 79 | 2,481 | 1,286 | 1,195 | 2,397 | 1,246 | 1,151 | 84 | 40 | 44 |
| 80+ | 4,304 | 2,112 | 2,192 | 4,158 | 2,055 | 2,103 | 146 | 57 | 89 |

Table 17.5: Kahama Town Council: Total Population by Age in Single Years, Five Year Age Groups, Sex and Rural-Urban

| Age | Total | | | Rural | | | Urban | | |
|----------------|----------------|----------------|----------------|----------------|---------------|---------------|---------------|---------------|---------------|
| | Both Sexes | Male | Female | Both Sexes | Male | Female | Both Sexes | Male | Female |
| Total | 242,208 | 117,498 | 124,710 | 147,121 | 71,840 | 75,281 | 95,087 | 45,658 | 49,429 |
| 0 | 8,589 | 4,252 | 4,337 | 5,332 | 2,632 | 2,700 | 3,257 | 1,620 | 1,637 |
| 1 | 7,395 | 3,672 | 3,723 | 4,707 | 2,359 | 2,348 | 2,688 | 1,313 | 1,375 |
| 2 | 8,152 | 4,092 | 4,060 | 5,425 | 2,715 | 2,710 | 2,727 | 1,377 | 1,350 |
| 3 | 8,050 | 4,000 | 4,050 | 5,248 | 2,625 | 2,623 | 2,802 | 1,375 | 1,427 |
| 4 | 7,695 | 3,756 | 3,939 | 5,112 | 2,519 | 2,593 | 2,583 | 1,237 | 1,346 |
| 0 - 4 | 39,881 | 19,772 | 20,109 | 25,824 | 12,850 | 12,974 | 14,057 | 6,922 | 7,135 |
| 5 | 7,622 | 3,892 | 3,730 | 5,138 | 2,638 | 2,500 | 2,484 | 1,254 | 1,230 |
| 6 | 6,968 | 3,417 | 3,551 | 4,610 | 2,291 | 2,319 | 2,358 | 1,126 | 1,232 |
| 7 | 7,493 | 3,681 | 3,812 | 5,002 | 2,451 | 2,551 | 2,491 | 1,230 | 1,261 |
| 8 | 6,492 | 3,092 | 3,400 | 4,310 | 2,051 | 2,259 | 2,182 | 1,041 | 1,141 |
| 9 | 5,788 | 2,782 | 3,006 | 3,812 | 1,845 | 1,967 | 1,976 | 937 | 1,039 |
| 5 - 9 | 34,363 | 16,864 | 17,499 | 22,872 | 11,276 | 11,596 | 11,491 | 5,588 | 5,903 |
| 10 | 7,009 | 3,501 | 3,508 | 4,656 | 2,343 | 2,313 | 2,353 | 1,158 | 1,195 |
| 11 | 4,765 | 2,286 | 2,479 | 3,117 | 1,495 | 1,622 | 1,648 | 791 | 857 |
| 12 | 7,482 | 3,697 | 3,785 | 4,844 | 2,470 | 2,374 | 2,638 | 1,227 | 1,411 |
| 13 | 5,298 | 2,606 | 2,692 | 3,356 | 1,688 | 1,668 | 1,942 | 918 | 1,024 |
| 14 | 5,654 | 2,708 | 2,946 | 3,582 | 1,758 | 1,824 | 2,072 | 950 | 1,122 |
| 10 - 14 | 30,208 | 14,798 | 15,410 | 19,555 | 9,754 | 9,801 | 10,653 | 5,044 | 5,609 |
| 15 | 5,290 | 2,505 | 2,785 | 3,280 | 1,660 | 1,620 | 2,010 | 845 | 1,165 |
| 16 | 5,360 | 2,500 | 2,860 | 3,263 | 1,618 | 1,645 | 2,097 | 882 | 1,215 |
| 17 | 5,222 | 2,485 | 2,737 | 3,001 | 1,525 | 1,476 | 2,221 | 960 | 1,261 |
| 18 | 6,399 | 2,967 | 3,432 | 3,736 | 1,792 | 1,944 | 2,663 | 1,175 | 1,488 |
| 19 | 4,719 | 2,054 | 2,665 | 2,674 | 1,228 | 1,446 | 2,045 | 826 | 1,219 |
| 15 - 19 | 26,990 | 12,511 | 14,479 | 15,954 | 7,823 | 8,131 | 11,036 | 4,688 | 6,348 |
| 20 | 7,318 | 3,125 | 4,193 | 4,162 | 1,893 | 2,269 | 3,156 | 1,232 | 1,924 |
| 21 | 3,843 | 1,714 | 2,129 | 2,057 | 967 | 1,090 | 1,786 | 747 | 1,039 |
| 22 | 5,690 | 2,501 | 3,189 | 2,984 | 1,354 | 1,630 | 2,706 | 1,147 | 1,559 |
| 23 | 3,847 | 1,657 | 2,190 | 2,038 | 934 | 1,104 | 1,809 | 723 | 1,086 |
| 24 | 4,254 | 1,921 | 2,333 | 2,266 | 1,046 | 1,220 | 1,988 | 875 | 1,113 |
| 20 - 24 | 24,952 | 10,918 | 14,034 | 13,507 | 6,194 | 7,313 | 11,445 | 4,724 | 6,721 |
| 25 | 5,403 | 2,485 | 2,918 | 2,833 | 1,273 | 1,560 | 2,570 | 1,212 | 1,358 |
| 26 | 3,935 | 1,849 | 2,086 | 2,027 | 957 | 1,070 | 1,908 | 892 | 1,016 |
| 27 | 3,472 | 1,658 | 1,814 | 1,785 | 857 | 928 | 1,687 | 801 | 886 |
| 28 | 5,398 | 2,567 | 2,831 | 2,771 | 1,274 | 1,497 | 2,627 | 1,293 | 1,334 |
| 29 | 2,870 | 1,323 | 1,547 | 1,454 | 639 | 815 | 1,416 | 684 | 732 |
| 25 - 29 | 21,078 | 9,882 | 11,196 | 10,870 | 5,000 | 5,870 | 10,208 | 4,882 | 5,326 |
| 30 | 6,499 | 3,144 | 3,355 | 3,612 | 1,709 | 1,903 | 2,887 | 1,435 | 1,452 |
| 31 | 1,975 | 988 | 987 | 997 | 509 | 488 | 978 | 479 | 499 |
| 32 | 4,069 | 2,115 | 1,954 | 2,151 | 1,108 | 1,043 | 1,918 | 1,007 | 911 |
| 33 | 2,255 | 1,155 | 1,100 | 1,183 | 577 | 606 | 1,072 | 578 | 494 |
| 34 | 2,209 | 1,165 | 1,044 | 1,136 | 599 | 537 | 1,073 | 566 | 507 |
| 30 - 34 | 17,007 | 8,567 | 8,440 | 9,079 | 4,502 | 4,577 | 7,928 | 4,065 | 3,863 |
| 35 | 3,964 | 2,118 | 1,846 | 2,120 | 1,053 | 1,067 | 1,844 | 1,065 | 779 |
| 36 | 2,417 | 1,290 | 1,127 | 1,306 | 681 | 625 | 1,111 | 609 | 502 |
| 37 | 2,105 | 1,069 | 1,036 | 1,108 | 531 | 577 | 997 | 538 | 459 |
| 38 | 3,175 | 1,581 | 1,594 | 1,808 | 828 | 980 | 1,367 | 753 | 614 |
| 39 | 1,671 | 895 | 776 | 883 | 474 | 409 | 788 | 421 | 367 |
| 35 - 39 | 13,332 | 6,953 | 6,379 | 7,225 | 3,567 | 3,658 | 6,107 | 3,386 | 2,721 |

Table 17.5: Kahama Town Council: Total Population by Age in Single Years, Five Year Age Groups, Sex and Rural-Urban

| Age | Total | | | Rural | | | Urban | | |
|----------------|--------------|--------------|--------------|--------------|--------------|--------------|--------------|--------------|--------------|
| | Both Sexes | Male | Female | Both Sexes | Male | Female | Both Sexes | Male | Female |
| 40 | 3,916 | 2,017 | 1,899 | 2,336 | 1,118 | 1,218 | 1,580 | 899 | 681 |
| 41 | 936 | 487 | 449 | 518 | 270 | 248 | 418 | 217 | 201 |
| 42 | 2,136 | 1,171 | 965 | 1,226 | 646 | 580 | 910 | 525 | 385 |
| 43 | 1,083 | 577 | 506 | 588 | 301 | 287 | 495 | 276 | 219 |
| 44 | 1,200 | 642 | 558 | 706 | 360 | 346 | 494 | 282 | 212 |
| 40 - 44 | 9,271 | 4,894 | 4,377 | 5,374 | 2,695 | 2,679 | 3,897 | 2,199 | 1,698 |
| 45 | 2,103 | 1,112 | 991 | 1,284 | 638 | 646 | 819 | 474 | 345 |
| 46 | 1,014 | 537 | 477 | 603 | 312 | 291 | 411 | 225 | 186 |
| 47 | 895 | 481 | 414 | 522 | 277 | 245 | 373 | 204 | 169 |
| 48 | 1,494 | 768 | 726 | 951 | 460 | 491 | 543 | 308 | 235 |
| 49 | 863 | 465 | 398 | 509 | 264 | 245 | 354 | 201 | 153 |
| 45 - 49 | 6,369 | 3,363 | 3,006 | 3,869 | 1,951 | 1,918 | 2,500 | 1,412 | 1,088 |
| 50 | 2,259 | 1,008 | 1,251 | 1,538 | 674 | 864 | 721 | 334 | 387 |
| 51 | 818 | 459 | 359 | 553 | 312 | 241 | 265 | 147 | 118 |
| 52 | 1,002 | 554 | 448 | 631 | 336 | 295 | 371 | 218 | 153 |
| 53 | 554 | 286 | 268 | 320 | 155 | 165 | 234 | 131 | 103 |
| 54 | 715 | 411 | 304 | 450 | 261 | 189 | 265 | 150 | 115 |
| 50 - 54 | 5,348 | 2,718 | 2,630 | 3,492 | 1,738 | 1,754 | 1,856 | 980 | 876 |
| 55 | 923 | 441 | 482 | 601 | 283 | 318 | 322 | 158 | 164 |
| 56 | 643 | 318 | 325 | 428 | 207 | 221 | 215 | 111 | 104 |
| 57 | 467 | 246 | 221 | 299 | 161 | 138 | 168 | 85 | 83 |
| 58 | 830 | 412 | 418 | 561 | 273 | 288 | 269 | 139 | 130 |
| 59 | 314 | 188 | 126 | 211 | 128 | 83 | 103 | 60 | 43 |
| 55 - 59 | 3,177 | 1,605 | 1,572 | 2,100 | 1,052 | 1,048 | 1,077 | 553 | 524 |
| 60 | 1,493 | 636 | 857 | 1,063 | 454 | 609 | 430 | 182 | 248 |
| 61 | 300 | 160 | 140 | 211 | 116 | 95 | 89 | 44 | 45 |
| 62 | 612 | 314 | 298 | 404 | 216 | 188 | 208 | 98 | 110 |
| 63 | 356 | 177 | 179 | 229 | 117 | 112 | 127 | 60 | 67 |
| 64 | 342 | 196 | 146 | 240 | 134 | 106 | 102 | 62 | 40 |
| 60 - 64 | 3,103 | 1,483 | 1,620 | 2,147 | 1,037 | 1,110 | 956 | 446 | 510 |
| 65 | 745 | 313 | 432 | 542 | 226 | 316 | 203 | 87 | 116 |
| 66 | 239 | 117 | 122 | 161 | 78 | 83 | 78 | 39 | 39 |
| 67 | 344 | 178 | 166 | 243 | 133 | 110 | 101 | 45 | 56 |
| 68 | 462 | 194 | 268 | 340 | 148 | 192 | 122 | 46 | 76 |
| 69 | 198 | 102 | 96 | 143 | 75 | 68 | 55 | 27 | 28 |
| 65 - 69 | 1,988 | 904 | 1,084 | 1,429 | 660 | 769 | 559 | 244 | 315 |
| 70 | 1,104 | 457 | 647 | 838 | 358 | 480 | 266 | 99 | 167 |
| 71 | 130 | 61 | 69 | 95 | 43 | 52 | 35 | 18 | 17 |
| 72 | 373 | 178 | 195 | 278 | 132 | 146 | 95 | 46 | 49 |
| 73 | 172 | 81 | 91 | 124 | 60 | 64 | 48 | 21 | 27 |
| 74 | 149 | 75 | 74 | 104 | 54 | 50 | 45 | 21 | 24 |
| 70 - 74 | 1,928 | 852 | 1,076 | 1,439 | 647 | 792 | 489 | 205 | 284 |
| 75 | 427 | 204 | 223 | 313 | 161 | 152 | 114 | 43 | 71 |
| 76 | 199 | 98 | 101 | 138 | 72 | 66 | 61 | 26 | 35 |
| 77 | 151 | 86 | 65 | 111 | 63 | 48 | 40 | 23 | 17 |
| 78 | 298 | 135 | 163 | 212 | 106 | 106 | 86 | 29 | 57 |
| 79 | 144 | 72 | 72 | 99 | 50 | 49 | 45 | 22 | 23 |
| 75 - 79 | 1,219 | 595 | 624 | 873 | 452 | 421 | 346 | 143 | 203 |
| 80+ | 1,994 | 819 | 1,175 | 1,512 | 642 | 870 | 482 | 177 | 305 |

Table 18.0: Kagera Region: Total Population by Age in Single Years, Five Year Age Groups, Sex and Rural-Urban

| Age | Total | | | Rural | | | Urban | | |
|----------------|------------------|------------------|------------------|------------------|------------------|------------------|----------------|----------------|----------------|
| | Both Sexes | Male | Female | Both Sexes | Male | Female | Both Sexes | Male | Female |
| Total | 2,458,023 | 1,205,683 | 1,252,340 | 2,231,033 | 1,095,835 | 1,135,198 | 226,990 | 109,848 | 117,142 |
| 0 | 90,904 | 45,005 | 45,899 | 83,010 | 41,084 | 41,926 | 7,894 | 3,921 | 3,973 |
| 1 | 87,377 | 43,277 | 44,100 | 80,577 | 39,889 | 40,688 | 6,800 | 3,388 | 3,412 |
| 2 | 90,804 | 45,122 | 45,682 | 84,171 | 41,761 | 42,410 | 6,633 | 3,361 | 3,272 |
| 3 | 86,050 | 42,993 | 43,057 | 79,978 | 39,963 | 40,015 | 6,072 | 3,030 | 3,042 |
| 4 | 93,834 | 46,684 | 47,150 | 87,538 | 43,485 | 44,053 | 6,296 | 3,199 | 3,097 |
| 0 - 4 | 448,969 | 223,081 | 225,888 | 415,274 | 206,182 | 209,092 | 33,695 | 16,899 | 16,796 |
| 5 | 76,545 | 38,548 | 37,997 | 71,052 | 35,885 | 35,167 | 5,493 | 2,663 | 2,830 |
| 6 | 85,138 | 42,608 | 42,530 | 79,356 | 39,775 | 39,581 | 5,782 | 2,833 | 2,949 |
| 7 | 81,125 | 40,958 | 40,167 | 75,408 | 38,064 | 37,344 | 5,717 | 2,894 | 2,823 |
| 8 | 73,593 | 36,212 | 37,381 | 68,379 | 33,671 | 34,708 | 5,214 | 2,541 | 2,673 |
| 9 | 67,235 | 33,678 | 33,557 | 62,048 | 31,157 | 30,891 | 5,187 | 2,521 | 2,666 |
| 5 - 9 | 383,636 | 192,004 | 191,632 | 356,243 | 178,552 | 177,691 | 27,393 | 13,452 | 13,941 |
| 10 | 77,878 | 38,868 | 39,010 | 72,264 | 36,219 | 36,045 | 5,614 | 2,649 | 2,965 |
| 11 | 55,298 | 27,219 | 28,079 | 50,865 | 25,160 | 25,705 | 4,433 | 2,059 | 2,374 |
| 12 | 84,665 | 42,346 | 42,319 | 78,182 | 39,211 | 38,971 | 6,483 | 3,135 | 3,348 |
| 13 | 62,992 | 31,671 | 31,321 | 58,044 | 29,381 | 28,663 | 4,948 | 2,290 | 2,658 |
| 14 | 58,351 | 29,015 | 29,336 | 53,011 | 26,588 | 26,423 | 5,340 | 2,427 | 2,913 |
| 10 - 14 | 339,184 | 169,119 | 170,065 | 312,366 | 156,559 | 155,807 | 26,818 | 12,560 | 14,258 |
| 15 | 53,594 | 27,767 | 25,827 | 48,160 | 25,261 | 22,899 | 5,434 | 2,506 | 2,928 |
| 16 | 53,856 | 27,073 | 26,783 | 47,801 | 24,383 | 23,418 | 6,055 | 2,690 | 3,365 |
| 17 | 48,001 | 24,456 | 23,545 | 42,110 | 21,708 | 20,402 | 5,891 | 2,748 | 3,143 |
| 18 | 54,029 | 26,833 | 27,196 | 47,711 | 23,853 | 23,858 | 6,318 | 2,980 | 3,338 |
| 19 | 39,659 | 18,471 | 21,188 | 34,479 | 16,177 | 18,302 | 5,180 | 2,294 | 2,886 |
| 15 - 19 | 249,139 | 124,600 | 124,539 | 220,261 | 111,382 | 108,879 | 28,878 | 13,218 | 15,660 |
| 20 | 53,367 | 24,089 | 29,278 | 46,944 | 21,286 | 25,658 | 6,423 | 2,803 | 3,620 |
| 21 | 30,344 | 14,400 | 15,944 | 26,260 | 12,554 | 13,706 | 4,084 | 1,846 | 2,238 |
| 22 | 42,677 | 19,694 | 22,983 | 37,137 | 17,204 | 19,933 | 5,540 | 2,490 | 3,050 |
| 23 | 31,086 | 14,368 | 16,718 | 26,909 | 12,491 | 14,418 | 4,177 | 1,877 | 2,300 |
| 24 | 32,781 | 15,361 | 17,420 | 28,323 | 13,265 | 15,058 | 4,458 | 2,096 | 2,362 |
| 20 - 24 | 190,255 | 87,912 | 102,343 | 165,573 | 76,800 | 88,773 | 24,682 | 11,112 | 13,570 |
| 25 | 40,051 | 18,626 | 21,425 | 35,075 | 16,231 | 18,844 | 4,976 | 2,395 | 2,581 |
| 26 | 32,025 | 14,882 | 17,143 | 27,729 | 12,939 | 14,790 | 4,296 | 1,943 | 2,353 |
| 27 | 30,173 | 14,349 | 15,824 | 26,164 | 12,418 | 13,746 | 4,009 | 1,931 | 2,078 |
| 28 | 41,503 | 19,276 | 22,227 | 36,123 | 16,614 | 19,509 | 5,380 | 2,662 | 2,718 |
| 29 | 26,080 | 11,975 | 14,105 | 22,504 | 10,404 | 12,100 | 3,576 | 1,571 | 2,005 |
| 25 - 29 | 169,832 | 79,108 | 90,724 | 147,595 | 68,606 | 78,989 | 22,237 | 10,502 | 11,735 |
| 30 | 48,901 | 22,562 | 26,339 | 43,406 | 19,859 | 23,547 | 5,495 | 2,703 | 2,792 |
| 31 | 19,175 | 9,603 | 9,572 | 16,837 | 8,399 | 8,438 | 2,338 | 1,204 | 1,134 |
| 32 | 37,404 | 18,607 | 18,797 | 32,716 | 16,220 | 16,496 | 4,688 | 2,387 | 2,301 |
| 33 | 22,277 | 11,032 | 11,245 | 19,516 | 9,697 | 9,819 | 2,761 | 1,335 | 1,426 |
| 34 | 21,441 | 10,636 | 10,805 | 18,894 | 9,336 | 9,558 | 2,547 | 1,300 | 1,247 |
| 30 - 34 | 149,198 | 72,440 | 76,758 | 131,369 | 63,511 | 67,858 | 17,829 | 8,929 | 8,900 |
| 35 | 35,332 | 17,454 | 17,878 | 31,599 | 15,467 | 16,132 | 3,733 | 1,987 | 1,746 |
| 36 | 23,835 | 11,756 | 12,079 | 21,048 | 10,366 | 10,682 | 2,787 | 1,390 | 1,397 |
| 37 | 22,846 | 11,476 | 11,370 | 20,370 | 10,172 | 10,198 | 2,476 | 1,304 | 1,172 |
| 38 | 29,459 | 14,220 | 15,239 | 26,333 | 12,604 | 13,729 | 3,126 | 1,616 | 1,510 |
| 39 | 18,775 | 9,245 | 9,530 | 16,636 | 8,139 | 8,497 | 2,139 | 1,106 | 1,033 |
| 35 - 39 | 130,247 | 64,151 | 66,096 | 115,986 | 56,748 | 59,238 | 14,261 | 7,403 | 6,858 |

Table 18.0: Kagera Region: Total Population by Age in Single Years, Five Year Age Groups, Sex and Rural-Urban

| Age | Total | | | Rural | | | Urban | | |
|----------------|---------------|---------------|---------------|---------------|---------------|---------------|--------------|--------------|--------------|
| | Both Sexes | Male | Female | Both Sexes | Male | Female | Both Sexes | Male | Female |
| 40 | 35,299 | 16,989 | 18,310 | 31,965 | 15,282 | 16,683 | 3,334 | 1,707 | 1,627 |
| 41 | 11,486 | 5,921 | 5,565 | 10,313 | 5,269 | 5,044 | 1,173 | 652 | 521 |
| 42 | 23,640 | 12,388 | 11,252 | 21,400 | 11,178 | 10,222 | 2,240 | 1,210 | 1,030 |
| 43 | 13,736 | 6,913 | 6,823 | 12,362 | 6,186 | 6,176 | 1,374 | 727 | 647 |
| 44 | 13,280 | 6,851 | 6,429 | 11,949 | 6,151 | 5,798 | 1,331 | 700 | 631 |
| 40 - 44 | 97,441 | 49,062 | 48,379 | 87,989 | 44,066 | 43,923 | 9,452 | 4,996 | 4,456 |
| 45 | 21,671 | 10,881 | 10,790 | 19,812 | 9,898 | 9,914 | 1,859 | 983 | 876 |
| 46 | 13,586 | 7,032 | 6,554 | 12,342 | 6,335 | 6,007 | 1,244 | 697 | 547 |
| 47 | 11,816 | 6,168 | 5,648 | 10,665 | 5,570 | 5,095 | 1,151 | 598 | 553 |
| 48 | 16,738 | 8,356 | 8,382 | 15,355 | 7,613 | 7,742 | 1,383 | 743 | 640 |
| 49 | 11,038 | 5,638 | 5,400 | 9,953 | 5,044 | 4,909 | 1,085 | 594 | 491 |
| 45 - 49 | 74,849 | 38,075 | 36,774 | 68,127 | 34,460 | 33,667 | 6,722 | 3,615 | 3,107 |
| 50 | 21,550 | 9,545 | 12,005 | 20,027 | 8,796 | 11,231 | 1,523 | 749 | 774 |
| 51 | 8,213 | 4,212 | 4,001 | 7,531 | 3,857 | 3,674 | 682 | 355 | 327 |
| 52 | 13,685 | 6,965 | 6,720 | 12,455 | 6,311 | 6,144 | 1,230 | 654 | 576 |
| 53 | 8,418 | 4,224 | 4,194 | 7,696 | 3,868 | 3,828 | 722 | 356 | 366 |
| 54 | 9,223 | 4,739 | 4,484 | 8,439 | 4,312 | 4,127 | 784 | 427 | 357 |
| 50 - 54 | 61,089 | 29,685 | 31,404 | 56,148 | 27,144 | 29,004 | 4,941 | 2,541 | 2,400 |
| 55 | 9,856 | 4,709 | 5,147 | 9,154 | 4,356 | 4,798 | 702 | 353 | 349 |
| 56 | 8,537 | 4,233 | 4,304 | 7,795 | 3,843 | 3,952 | 742 | 390 | 352 |
| 57 | 7,076 | 3,601 | 3,475 | 6,510 | 3,302 | 3,208 | 566 | 299 | 267 |
| 58 | 8,781 | 4,317 | 4,464 | 8,128 | 3,984 | 4,144 | 653 | 333 | 320 |
| 59 | 4,845 | 2,432 | 2,413 | 4,425 | 2,208 | 2,217 | 420 | 224 | 196 |
| 55 - 59 | 39,095 | 19,292 | 19,803 | 36,012 | 17,693 | 18,319 | 3,083 | 1,599 | 1,484 |
| 60 | 16,437 | 7,007 | 9,430 | 15,586 | 6,600 | 8,986 | 851 | 407 | 444 |
| 61 | 4,294 | 2,098 | 2,196 | 4,015 | 1,972 | 2,043 | 279 | 126 | 153 |
| 62 | 7,780 | 4,032 | 3,748 | 7,301 | 3,777 | 3,524 | 479 | 255 | 224 |
| 63 | 4,910 | 2,491 | 2,419 | 4,586 | 2,311 | 2,275 | 324 | 180 | 144 |
| 64 | 4,719 | 2,522 | 2,197 | 4,416 | 2,372 | 2,044 | 303 | 150 | 153 |
| 60 - 64 | 38,140 | 18,150 | 19,990 | 35,904 | 17,032 | 18,872 | 2,236 | 1,118 | 1,118 |
| 65 | 8,086 | 3,466 | 4,620 | 7,650 | 3,273 | 4,377 | 436 | 193 | 243 |
| 66 | 3,608 | 1,837 | 1,771 | 3,395 | 1,739 | 1,656 | 213 | 98 | 115 |
| 67 | 4,987 | 2,568 | 2,419 | 4,676 | 2,412 | 2,264 | 311 | 156 | 155 |
| 68 | 4,784 | 2,166 | 2,618 | 4,534 | 2,063 | 2,471 | 250 | 103 | 147 |
| 69 | 2,332 | 1,167 | 1,165 | 2,185 | 1,097 | 1,088 | 147 | 70 | 77 |
| 65 - 69 | 23,797 | 11,204 | 12,593 | 22,440 | 10,584 | 11,856 | 1,357 | 620 | 737 |
| 70 | 10,795 | 4,096 | 6,699 | 10,283 | 3,930 | 6,353 | 512 | 166 | 346 |
| 71 | 1,969 | 920 | 1,049 | 1,838 | 867 | 971 | 131 | 53 | 78 |
| 72 | 4,783 | 2,320 | 2,463 | 4,507 | 2,197 | 2,310 | 276 | 123 | 153 |
| 73 | 2,526 | 1,264 | 1,262 | 2,357 | 1,193 | 1,164 | 169 | 71 | 98 |
| 74 | 2,514 | 1,251 | 1,263 | 2,336 | 1,178 | 1,158 | 178 | 73 | 105 |
| 70 - 74 | 22,587 | 9,851 | 12,736 | 21,321 | 9,365 | 11,956 | 1,266 | 486 | 780 |
| 75 | 5,263 | 2,211 | 3,052 | 5,024 | 2,126 | 2,898 | 239 | 85 | 154 |
| 76 | 3,016 | 1,466 | 1,550 | 2,853 | 1,395 | 1,458 | 163 | 71 | 92 |
| 77 | 2,044 | 1,125 | 919 | 1,932 | 1,070 | 862 | 112 | 55 | 57 |
| 78 | 3,557 | 1,648 | 1,909 | 3,356 | 1,572 | 1,784 | 201 | 76 | 125 |
| 79 | 1,890 | 989 | 901 | 1,757 | 911 | 846 | 133 | 78 | 55 |
| 75 - 79 | 15,770 | 7,439 | 8,331 | 14,922 | 7,074 | 7,848 | 848 | 365 | 483 |
| 80+ | 24,795 | 10,510 | 14,285 | 23,503 | 10,077 | 13,426 | 1,292 | 433 | 859 |

Table 18.1: Karagwe District Council: Total Population by Age in Single Years, Five Year Age Groups, Sex and Rural-Urban

| Age | Total | | | Rural | | | Urban | | |
|----------------|----------------|----------------|----------------|----------------|----------------|----------------|---------------|---------------|---------------|
| | Both Sexes | Male | Female | Both Sexes | Male | Female | Both Sexes | Male | Female |
| Total | 332,020 | 163,864 | 168,156 | 307,573 | 152,002 | 155,571 | 24,447 | 11,862 | 12,585 |
| 0 | 12,107 | 5,976 | 6,131 | 11,218 | 5,548 | 5,670 | 889 | 428 | 461 |
| 1 | 12,224 | 6,060 | 6,164 | 11,487 | 5,698 | 5,789 | 737 | 362 | 375 |
| 2 | 12,322 | 6,124 | 6,198 | 11,593 | 5,770 | 5,823 | 729 | 354 | 375 |
| 3 | 11,283 | 5,634 | 5,649 | 10,621 | 5,338 | 5,283 | 662 | 296 | 366 |
| 4 | 12,509 | 6,304 | 6,205 | 11,862 | 5,946 | 5,916 | 647 | 358 | 289 |
| 0 - 4 | 60,445 | 30,098 | 30,347 | 56,781 | 28,300 | 28,481 | 3,664 | 1,798 | 1,866 |
| 5 | 9,390 | 4,616 | 4,774 | 8,894 | 4,393 | 4,501 | 496 | 223 | 273 |
| 6 | 10,777 | 5,441 | 5,336 | 10,277 | 5,183 | 5,094 | 500 | 258 | 242 |
| 7 | 10,444 | 5,244 | 5,200 | 9,876 | 4,953 | 4,923 | 568 | 291 | 277 |
| 8 | 9,837 | 4,833 | 5,004 | 9,345 | 4,607 | 4,738 | 492 | 226 | 266 |
| 9 | 9,123 | 4,581 | 4,542 | 8,592 | 4,315 | 4,277 | 531 | 266 | 265 |
| 5 - 9 | 49,571 | 24,715 | 24,856 | 46,984 | 23,451 | 23,533 | 2,587 | 1,264 | 1,323 |
| 10 | 10,586 | 5,206 | 5,380 | 10,014 | 4,936 | 5,078 | 572 | 270 | 302 |
| 11 | 7,455 | 3,617 | 3,838 | 6,998 | 3,392 | 3,606 | 457 | 225 | 232 |
| 12 | 11,572 | 5,752 | 5,820 | 10,969 | 5,482 | 5,487 | 603 | 270 | 333 |
| 13 | 8,480 | 4,184 | 4,296 | 7,932 | 3,960 | 3,972 | 548 | 224 | 324 |
| 14 | 7,868 | 3,896 | 3,972 | 7,356 | 3,689 | 3,667 | 512 | 207 | 305 |
| 10 - 14 | 45,961 | 22,655 | 23,306 | 43,269 | 21,459 | 21,810 | 2,692 | 1,196 | 1,496 |
| 15 | 7,131 | 3,659 | 3,472 | 6,598 | 3,417 | 3,181 | 533 | 242 | 291 |
| 16 | 7,480 | 3,707 | 3,773 | 6,813 | 3,417 | 3,396 | 667 | 290 | 377 |
| 17 | 6,548 | 3,334 | 3,214 | 5,918 | 3,034 | 2,884 | 630 | 300 | 330 |
| 18 | 7,370 | 3,754 | 3,616 | 6,692 | 3,436 | 3,256 | 678 | 318 | 360 |
| 19 | 5,464 | 2,598 | 2,866 | 4,865 | 2,327 | 2,538 | 599 | 271 | 328 |
| 15 - 19 | 33,993 | 17,052 | 16,941 | 30,886 | 15,631 | 15,255 | 3,107 | 1,421 | 1,686 |
| 20 | 7,350 | 3,467 | 3,883 | 6,612 | 3,111 | 3,501 | 738 | 356 | 382 |
| 21 | 4,285 | 2,107 | 2,178 | 3,737 | 1,878 | 1,859 | 548 | 229 | 319 |
| 22 | 5,785 | 2,798 | 2,987 | 5,135 | 2,483 | 2,652 | 650 | 315 | 335 |
| 23 | 4,277 | 1,993 | 2,284 | 3,767 | 1,770 | 1,997 | 510 | 223 | 287 |
| 24 | 4,617 | 2,300 | 2,317 | 4,091 | 2,048 | 2,043 | 526 | 252 | 274 |
| 20 - 24 | 26,314 | 12,665 | 13,649 | 23,342 | 11,290 | 12,052 | 2,972 | 1,375 | 1,597 |
| 25 | 5,362 | 2,658 | 2,704 | 4,796 | 2,354 | 2,442 | 566 | 304 | 262 |
| 26 | 4,698 | 2,289 | 2,409 | 4,203 | 2,050 | 2,153 | 495 | 239 | 256 |
| 27 | 4,274 | 2,097 | 2,177 | 3,813 | 1,856 | 1,957 | 461 | 241 | 220 |
| 28 | 5,449 | 2,725 | 2,724 | 4,860 | 2,418 | 2,442 | 589 | 307 | 282 |
| 29 | 3,784 | 1,777 | 2,007 | 3,388 | 1,610 | 1,778 | 396 | 167 | 229 |
| 25 - 29 | 23,567 | 11,546 | 12,021 | 21,060 | 10,288 | 10,772 | 2,507 | 1,258 | 1,249 |
| 30 | 6,302 | 2,977 | 3,325 | 5,737 | 2,703 | 3,034 | 565 | 274 | 291 |
| 31 | 2,642 | 1,385 | 1,257 | 2,378 | 1,235 | 1,143 | 264 | 150 | 114 |
| 32 | 5,210 | 2,675 | 2,535 | 4,676 | 2,385 | 2,291 | 534 | 290 | 244 |
| 33 | 3,218 | 1,641 | 1,577 | 2,896 | 1,487 | 1,409 | 322 | 154 | 168 |
| 34 | 2,984 | 1,502 | 1,482 | 2,702 | 1,345 | 1,357 | 282 | 157 | 125 |
| 30 - 34 | 20,356 | 10,180 | 10,176 | 18,389 | 9,155 | 9,234 | 1,967 | 1,025 | 942 |
| 35 | 4,668 | 2,358 | 2,310 | 4,222 | 2,129 | 2,093 | 446 | 229 | 217 |
| 36 | 3,231 | 1,643 | 1,588 | 2,908 | 1,493 | 1,415 | 323 | 150 | 173 |
| 37 | 3,196 | 1,626 | 1,570 | 2,909 | 1,482 | 1,427 | 287 | 144 | 143 |
| 38 | 3,770 | 1,835 | 1,935 | 3,406 | 1,647 | 1,759 | 364 | 188 | 176 |
| 39 | 2,490 | 1,239 | 1,251 | 2,267 | 1,133 | 1,134 | 223 | 106 | 117 |
| 35 - 39 | 17,355 | 8,701 | 8,654 | 15,712 | 7,884 | 7,828 | 1,643 | 817 | 826 |

Table 18.1: Karagwe District Council: Total Population by Age in Single Years, Five Year Age Groups, Sex and Rural-Urban

| Age | Total | | | Rural | | | Urban | | |
|----------------|---------------|--------------|--------------|---------------|--------------|--------------|--------------|------------|------------|
| | Both Sexes | Male | Female | Both Sexes | Male | Female | Both Sexes | Male | Female |
| 40 | 4,492 | 2,264 | 2,228 | 4,109 | 2,065 | 2,044 | 383 | 199 | 184 |
| 41 | 1,596 | 811 | 785 | 1,465 | 733 | 732 | 131 | 78 | 53 |
| 42 | 3,314 | 1,727 | 1,587 | 3,047 | 1,610 | 1,437 | 267 | 117 | 150 |
| 43 | 2,089 | 1,031 | 1,058 | 1,921 | 937 | 984 | 168 | 94 | 74 |
| 44 | 1,925 | 942 | 983 | 1,773 | 866 | 907 | 152 | 76 | 76 |
| 40 - 44 | 13,416 | 6,775 | 6,641 | 12,315 | 6,211 | 6,104 | 1,101 | 564 | 537 |
| 45 | 2,810 | 1,425 | 1,385 | 2,616 | 1,310 | 1,306 | 194 | 115 | 79 |
| 46 | 1,982 | 1,032 | 950 | 1,841 | 959 | 882 | 141 | 73 | 68 |
| 47 | 1,787 | 917 | 870 | 1,655 | 846 | 809 | 132 | 71 | 61 |
| 48 | 2,406 | 1,182 | 1,224 | 2,242 | 1,111 | 1,131 | 164 | 71 | 93 |
| 49 | 1,669 | 832 | 837 | 1,550 | 776 | 774 | 119 | 56 | 63 |
| 45 - 49 | 10,654 | 5,388 | 5,266 | 9,904 | 5,002 | 4,902 | 750 | 386 | 364 |
| 50 | 2,741 | 1,217 | 1,524 | 2,570 | 1,124 | 1,446 | 171 | 93 | 78 |
| 51 | 1,105 | 553 | 552 | 1,034 | 516 | 518 | 71 | 37 | 34 |
| 52 | 1,911 | 920 | 991 | 1,776 | 845 | 931 | 135 | 75 | 60 |
| 53 | 1,321 | 709 | 612 | 1,243 | 659 | 584 | 78 | 50 | 28 |
| 54 | 1,363 | 663 | 700 | 1,274 | 609 | 665 | 89 | 54 | 35 |
| 50 - 54 | 8,441 | 4,062 | 4,379 | 7,897 | 3,753 | 4,144 | 544 | 309 | 235 |
| 55 | 1,315 | 626 | 689 | 1,254 | 588 | 666 | 61 | 38 | 23 |
| 56 | 1,176 | 527 | 649 | 1,116 | 495 | 621 | 60 | 32 | 28 |
| 57 | 1,014 | 499 | 515 | 952 | 463 | 489 | 62 | 36 | 26 |
| 58 | 1,221 | 555 | 666 | 1,160 | 516 | 644 | 61 | 39 | 22 |
| 59 | 642 | 324 | 318 | 611 | 302 | 309 | 31 | 22 | 9 |
| 55 - 59 | 5,368 | 2,531 | 2,837 | 5,093 | 2,364 | 2,729 | 275 | 167 | 108 |
| 60 | 2,214 | 957 | 1,257 | 2,117 | 917 | 1,200 | 97 | 40 | 57 |
| 61 | 684 | 342 | 342 | 647 | 325 | 322 | 37 | 17 | 20 |
| 62 | 1,098 | 531 | 567 | 1,060 | 511 | 549 | 38 | 20 | 18 |
| 63 | 664 | 327 | 337 | 631 | 308 | 323 | 33 | 19 | 14 |
| 64 | 698 | 385 | 313 | 673 | 370 | 303 | 25 | 15 | 10 |
| 60 - 64 | 5,358 | 2,542 | 2,816 | 5,128 | 2,431 | 2,697 | 230 | 111 | 119 |
| 65 | 1,113 | 460 | 653 | 1,080 | 450 | 630 | 33 | 10 | 23 |
| 66 | 495 | 235 | 260 | 475 | 223 | 252 | 20 | 12 | 8 |
| 67 | 696 | 372 | 324 | 670 | 357 | 313 | 26 | 15 | 11 |
| 68 | 701 | 326 | 375 | 672 | 309 | 363 | 29 | 17 | 12 |
| 69 | 305 | 158 | 147 | 295 | 150 | 145 | 10 | 8 | 2 |
| 65 - 69 | 3,310 | 1,551 | 1,759 | 3,192 | 1,489 | 1,703 | 118 | 62 | 56 |
| 70 | 1,360 | 494 | 866 | 1,320 | 485 | 835 | 40 | 9 | 31 |
| 71 | 247 | 111 | 136 | 242 | 111 | 131 | 5 | 0 | 5 |
| 72 | 611 | 296 | 315 | 583 | 283 | 300 | 28 | 13 | 15 |
| 73 | 309 | 153 | 156 | 296 | 147 | 149 | 13 | 6 | 7 |
| 74 | 321 | 164 | 157 | 304 | 157 | 147 | 17 | 7 | 10 |
| 70 - 74 | 2,848 | 1,218 | 1,630 | 2,745 | 1,183 | 1,562 | 103 | 35 | 68 |
| 75 | 652 | 289 | 363 | 628 | 280 | 348 | 24 | 9 | 15 |
| 76 | 402 | 191 | 211 | 373 | 182 | 191 | 29 | 9 | 20 |
| 77 | 245 | 127 | 118 | 235 | 123 | 112 | 10 | 4 | 6 |
| 78 | 517 | 221 | 296 | 497 | 211 | 286 | 20 | 10 | 10 |
| 79 | 223 | 104 | 119 | 211 | 99 | 112 | 12 | 5 | 7 |
| 75 - 79 | 2,039 | 932 | 1,107 | 1,944 | 895 | 1,049 | 95 | 37 | 58 |
| 80+ | 3,024 | 1,253 | 1,771 | 2,932 | 1,216 | 1,716 | 92 | 37 | 55 |

Table 18.2: Bukoba District Council: Total Population by Age in Single Years, Five Year Age Groups, Sex and Rural-Urban

| Age | Total | | | Rural | | | Urban | | |
|----------------|----------------|----------------|----------------|----------------|----------------|----------------|---------------|--------------|--------------|
| | Both Sexes | Male | Female | Both Sexes | Male | Female | Both Sexes | Male | Female |
| Total | 289,697 | 141,142 | 148,555 | 279,567 | 136,268 | 143,299 | 10,130 | 4,874 | 5,256 |
| 0 | 9,119 | 4,592 | 4,527 | 8,705 | 4,392 | 4,313 | 414 | 200 | 214 |
| 1 | 8,821 | 4,393 | 4,428 | 8,515 | 4,241 | 4,274 | 306 | 152 | 154 |
| 2 | 9,482 | 4,713 | 4,769 | 9,113 | 4,526 | 4,587 | 369 | 187 | 182 |
| 3 | 8,629 | 4,299 | 4,330 | 8,309 | 4,130 | 4,179 | 320 | 169 | 151 |
| 4 | 10,257 | 5,176 | 5,081 | 9,928 | 5,007 | 4,921 | 329 | 169 | 160 |
| 0 - 4 | 46,308 | 23,173 | 23,135 | 44,570 | 22,296 | 22,274 | 1,738 | 877 | 861 |
| 5 | 8,357 | 4,208 | 4,149 | 8,094 | 4,080 | 4,014 | 263 | 128 | 135 |
| 6 | 10,257 | 5,190 | 5,067 | 9,909 | 5,018 | 4,891 | 348 | 172 | 176 |
| 7 | 9,912 | 5,044 | 4,868 | 9,626 | 4,905 | 4,721 | 286 | 139 | 147 |
| 8 | 8,522 | 4,129 | 4,393 | 8,277 | 4,007 | 4,270 | 245 | 122 | 123 |
| 9 | 8,183 | 4,184 | 3,999 | 7,941 | 4,056 | 3,885 | 242 | 128 | 114 |
| 5 - 9 | 45,231 | 22,755 | 22,476 | 43,847 | 22,066 | 21,781 | 1,384 | 689 | 695 |
| 10 | 9,223 | 4,684 | 4,539 | 8,918 | 4,524 | 4,394 | 305 | 160 | 145 |
| 11 | 6,956 | 3,535 | 3,421 | 6,781 | 3,458 | 3,323 | 175 | 77 | 98 |
| 12 | 10,610 | 5,396 | 5,214 | 10,324 | 5,247 | 5,077 | 286 | 149 | 137 |
| 13 | 8,214 | 4,168 | 4,046 | 7,973 | 4,051 | 3,922 | 241 | 117 | 124 |
| 14 | 7,406 | 3,802 | 3,604 | 7,174 | 3,688 | 3,486 | 232 | 114 | 118 |
| 10 - 14 | 42,409 | 21,585 | 20,824 | 41,170 | 20,968 | 20,202 | 1,239 | 617 | 622 |
| 15 | 6,514 | 3,449 | 3,065 | 6,306 | 3,350 | 2,956 | 208 | 99 | 109 |
| 16 | 6,335 | 3,346 | 2,989 | 6,125 | 3,246 | 2,879 | 210 | 100 | 110 |
| 17 | 5,686 | 2,961 | 2,725 | 5,477 | 2,857 | 2,620 | 209 | 104 | 105 |
| 18 | 5,714 | 3,063 | 2,651 | 5,492 | 2,963 | 2,529 | 222 | 100 | 122 |
| 19 | 4,331 | 2,080 | 2,251 | 4,147 | 2,017 | 2,130 | 184 | 63 | 121 |
| 15 - 19 | 28,580 | 14,899 | 13,681 | 27,547 | 14,433 | 13,114 | 1,033 | 466 | 567 |
| 20 | 5,458 | 2,538 | 2,920 | 5,198 | 2,446 | 2,752 | 260 | 92 | 168 |
| 21 | 3,166 | 1,446 | 1,720 | 3,011 | 1,391 | 1,620 | 155 | 55 | 100 |
| 22 | 4,241 | 1,978 | 2,263 | 4,029 | 1,891 | 2,138 | 212 | 87 | 125 |
| 23 | 3,237 | 1,430 | 1,807 | 3,088 | 1,376 | 1,712 | 149 | 54 | 95 |
| 24 | 3,246 | 1,398 | 1,848 | 3,088 | 1,328 | 1,760 | 158 | 70 | 88 |
| 20 - 24 | 19,348 | 8,790 | 10,558 | 18,414 | 8,432 | 9,982 | 934 | 358 | 576 |
| 25 | 4,096 | 1,761 | 2,335 | 3,894 | 1,665 | 2,229 | 202 | 96 | 106 |
| 26 | 3,389 | 1,481 | 1,908 | 3,212 | 1,398 | 1,814 | 177 | 83 | 94 |
| 27 | 3,238 | 1,468 | 1,770 | 3,050 | 1,382 | 1,668 | 188 | 86 | 102 |
| 28 | 4,475 | 1,962 | 2,513 | 4,240 | 1,852 | 2,388 | 235 | 110 | 125 |
| 29 | 2,960 | 1,268 | 1,692 | 2,813 | 1,201 | 1,612 | 147 | 67 | 80 |
| 25 - 29 | 18,158 | 7,940 | 10,218 | 17,209 | 7,498 | 9,711 | 949 | 442 | 507 |
| 30 | 5,369 | 2,394 | 2,975 | 5,118 | 2,278 | 2,840 | 251 | 116 | 135 |
| 31 | 2,394 | 1,154 | 1,240 | 2,286 | 1,098 | 1,188 | 108 | 56 | 52 |
| 32 | 4,673 | 2,213 | 2,460 | 4,444 | 2,110 | 2,334 | 229 | 103 | 126 |
| 33 | 2,662 | 1,270 | 1,392 | 2,546 | 1,215 | 1,331 | 116 | 55 | 61 |
| 34 | 2,728 | 1,267 | 1,461 | 2,609 | 1,206 | 1,403 | 119 | 61 | 58 |
| 30 - 34 | 17,826 | 8,298 | 9,528 | 17,003 | 7,907 | 9,096 | 823 | 391 | 432 |
| 35 | 4,329 | 2,076 | 2,253 | 4,135 | 1,984 | 2,151 | 194 | 92 | 102 |
| 36 | 3,113 | 1,494 | 1,619 | 2,974 | 1,427 | 1,547 | 139 | 67 | 72 |
| 37 | 2,893 | 1,420 | 1,473 | 2,775 | 1,356 | 1,419 | 118 | 64 | 54 |
| 38 | 3,632 | 1,739 | 1,893 | 3,506 | 1,670 | 1,836 | 126 | 69 | 57 |
| 39 | 2,462 | 1,176 | 1,286 | 2,381 | 1,134 | 1,247 | 81 | 42 | 39 |
| 35 - 39 | 16,429 | 7,905 | 8,524 | 15,771 | 7,571 | 8,200 | 658 | 334 | 324 |

Table 18.2: Bukoba District Council: Total Population by Age in Single Years, Five Year Age Groups, Sex and Rural-Urban

| Age | Total | | | Rural | | | Urban | | |
|----------------|---------------|--------------|--------------|---------------|--------------|--------------|------------|------------|------------|
| | Both Sexes | Male | Female | Both Sexes | Male | Female | Both Sexes | Male | Female |
| 40 | 4,334 | 2,144 | 2,190 | 4,174 | 2,054 | 2,120 | 160 | 90 | 70 |
| 41 | 1,660 | 866 | 794 | 1,604 | 842 | 762 | 56 | 24 | 32 |
| 42 | 3,202 | 1,611 | 1,591 | 3,117 | 1,563 | 1,554 | 85 | 48 | 37 |
| 43 | 1,839 | 931 | 908 | 1,770 | 902 | 868 | 69 | 29 | 40 |
| 44 | 1,747 | 911 | 836 | 1,692 | 884 | 808 | 55 | 27 | 28 |
| 40 - 44 | 12,782 | 6,463 | 6,319 | 12,357 | 6,245 | 6,112 | 425 | 218 | 207 |
| 45 | 2,718 | 1,361 | 1,357 | 2,637 | 1,318 | 1,319 | 81 | 43 | 38 |
| 46 | 1,818 | 960 | 858 | 1,741 | 915 | 826 | 77 | 45 | 32 |
| 47 | 1,561 | 838 | 723 | 1,517 | 809 | 708 | 44 | 29 | 15 |
| 48 | 2,135 | 1,078 | 1,057 | 2,082 | 1,048 | 1,034 | 53 | 30 | 23 |
| 49 | 1,433 | 685 | 748 | 1,393 | 660 | 733 | 40 | 25 | 15 |
| 45 - 49 | 9,665 | 4,922 | 4,743 | 9,370 | 4,750 | 4,620 | 295 | 172 | 123 |
| 50 | 2,327 | 1,037 | 1,290 | 2,274 | 1,014 | 1,260 | 53 | 23 | 30 |
| 51 | 1,055 | 505 | 550 | 1,029 | 494 | 535 | 26 | 11 | 15 |
| 52 | 1,842 | 879 | 963 | 1,797 | 854 | 943 | 45 | 25 | 20 |
| 53 | 1,203 | 566 | 637 | 1,168 | 551 | 617 | 35 | 15 | 20 |
| 54 | 1,291 | 605 | 686 | 1,262 | 593 | 669 | 29 | 12 | 17 |
| 50 - 54 | 7,718 | 3,592 | 4,126 | 7,530 | 3,506 | 4,024 | 188 | 86 | 102 |
| 55 | 1,165 | 524 | 641 | 1,133 | 509 | 624 | 32 | 15 | 17 |
| 56 | 1,275 | 649 | 626 | 1,246 | 630 | 616 | 29 | 19 | 10 |
| 57 | 1,027 | 492 | 535 | 999 | 483 | 516 | 28 | 9 | 19 |
| 58 | 1,243 | 569 | 674 | 1,224 | 555 | 669 | 19 | 14 | 5 |
| 59 | 785 | 359 | 426 | 773 | 353 | 420 | 12 | 6 | 6 |
| 55 - 59 | 5,495 | 2,593 | 2,902 | 5,375 | 2,530 | 2,845 | 120 | 63 | 57 |
| 60 | 2,041 | 807 | 1,234 | 1,998 | 788 | 1,210 | 43 | 19 | 24 |
| 61 | 591 | 257 | 334 | 579 | 249 | 330 | 12 | 8 | 4 |
| 62 | 1,191 | 544 | 647 | 1,166 | 530 | 636 | 25 | 14 | 11 |
| 63 | 748 | 342 | 406 | 738 | 333 | 405 | 10 | 9 | 1 |
| 64 | 735 | 361 | 374 | 718 | 348 | 370 | 17 | 13 | 4 |
| 60 - 64 | 5,306 | 2,311 | 2,995 | 5,199 | 2,248 | 2,951 | 107 | 63 | 44 |
| 65 | 1,178 | 466 | 712 | 1,158 | 457 | 701 | 20 | 9 | 11 |
| 66 | 577 | 268 | 309 | 568 | 263 | 305 | 9 | 5 | 4 |
| 67 | 764 | 309 | 455 | 752 | 304 | 448 | 12 | 5 | 7 |
| 68 | 743 | 313 | 430 | 732 | 309 | 423 | 11 | 4 | 7 |
| 69 | 419 | 181 | 238 | 409 | 177 | 232 | 10 | 4 | 6 |
| 65 - 69 | 3,681 | 1,537 | 2,144 | 3,619 | 1,510 | 2,109 | 62 | 27 | 35 |
| 70 | 1,587 | 551 | 1,036 | 1,564 | 542 | 1,022 | 23 | 9 | 14 |
| 71 | 361 | 151 | 210 | 353 | 146 | 207 | 8 | 5 | 3 |
| 72 | 834 | 342 | 492 | 817 | 335 | 482 | 17 | 7 | 10 |
| 73 | 480 | 236 | 244 | 473 | 231 | 242 | 7 | 5 | 2 |
| 74 | 463 | 201 | 262 | 459 | 199 | 260 | 4 | 2 | 2 |
| 70 - 74 | 3,725 | 1,481 | 2,244 | 3,666 | 1,453 | 2,213 | 59 | 28 | 31 |
| 75 | 865 | 331 | 534 | 855 | 328 | 527 | 10 | 3 | 7 |
| 76 | 513 | 268 | 245 | 505 | 264 | 241 | 8 | 4 | 4 |
| 77 | 384 | 197 | 187 | 379 | 195 | 184 | 5 | 2 | 3 |
| 78 | 613 | 272 | 341 | 605 | 270 | 335 | 8 | 2 | 6 |
| 79 | 374 | 174 | 200 | 369 | 172 | 197 | 5 | 2 | 3 |
| 75 - 79 | 2,749 | 1,242 | 1,507 | 2,713 | 1,229 | 1,484 | 36 | 13 | 23 |
| 80+ | 4,287 | 1,656 | 2,631 | 4,207 | 1,626 | 2,581 | 80 | 30 | 50 |

Table 18.3: Muleba District Council: Total Population by Age in Single Years, Five Year Age Groups, Sex and Rural-Urban

| Age | Total | | | Rural | | | Urban | | |
|----------------|----------------|----------------|----------------|----------------|----------------|----------------|---------------|--------------|--------------|
| | Both Sexes | Male | Female | Both Sexes | Male | Female | Both Sexes | Male | Female |
| Total | 540,310 | 267,858 | 272,452 | 524,563 | 259,994 | 264,569 | 15,747 | 7,864 | 7,883 |
| 0 | 17,854 | 8,730 | 9,124 | 17,405 | 8,525 | 8,880 | 449 | 205 | 244 |
| 1 | 18,066 | 8,975 | 9,091 | 17,686 | 8,789 | 8,897 | 380 | 186 | 194 |
| 2 | 18,840 | 9,314 | 9,526 | 18,428 | 9,116 | 9,312 | 412 | 198 | 214 |
| 3 | 18,928 | 9,290 | 9,638 | 18,574 | 9,114 | 9,460 | 354 | 176 | 178 |
| 4 | 20,055 | 9,881 | 10,174 | 19,639 | 9,668 | 9,971 | 416 | 213 | 203 |
| 0 - 4 | 93,743 | 46,190 | 47,553 | 91,732 | 45,212 | 46,520 | 2,011 | 978 | 1,033 |
| 5 | 17,123 | 8,772 | 8,351 | 16,761 | 8,593 | 8,168 | 362 | 179 | 183 |
| 6 | 18,945 | 9,678 | 9,267 | 18,563 | 9,478 | 9,085 | 382 | 200 | 182 |
| 7 | 17,938 | 9,024 | 8,914 | 17,535 | 8,802 | 8,733 | 403 | 222 | 181 |
| 8 | 15,851 | 7,968 | 7,883 | 15,508 | 7,794 | 7,714 | 343 | 174 | 169 |
| 9 | 14,664 | 7,288 | 7,376 | 14,282 | 7,094 | 7,188 | 382 | 194 | 188 |
| 5 - 9 | 84,521 | 42,730 | 41,791 | 82,649 | 41,761 | 40,888 | 1,872 | 969 | 903 |
| 10 | 17,179 | 8,610 | 8,569 | 16,679 | 8,383 | 8,296 | 500 | 227 | 273 |
| 11 | 12,479 | 6,258 | 6,221 | 12,090 | 6,052 | 6,038 | 389 | 206 | 183 |
| 12 | 18,894 | 9,548 | 9,346 | 18,353 | 9,256 | 9,097 | 541 | 292 | 249 |
| 13 | 14,409 | 7,349 | 7,060 | 13,891 | 7,067 | 6,824 | 518 | 282 | 236 |
| 14 | 12,570 | 6,355 | 6,215 | 12,019 | 6,022 | 5,997 | 551 | 333 | 218 |
| 10 - 14 | 75,531 | 38,120 | 37,411 | 73,032 | 36,780 | 36,252 | 2,499 | 1,340 | 1,159 |
| 15 | 11,872 | 6,165 | 5,707 | 11,375 | 5,912 | 5,463 | 497 | 253 | 244 |
| 16 | 12,212 | 6,225 | 5,987 | 11,685 | 5,951 | 5,734 | 527 | 274 | 253 |
| 17 | 10,658 | 5,586 | 5,072 | 10,159 | 5,300 | 4,859 | 499 | 286 | 213 |
| 18 | 11,554 | 5,926 | 5,628 | 11,116 | 5,709 | 5,407 | 438 | 217 | 221 |
| 19 | 8,778 | 4,181 | 4,597 | 8,447 | 4,036 | 4,411 | 331 | 145 | 186 |
| 15 - 19 | 55,074 | 28,083 | 26,991 | 52,782 | 26,908 | 25,874 | 2,292 | 1,175 | 1,117 |
| 20 | 10,791 | 4,976 | 5,815 | 10,397 | 4,825 | 5,572 | 394 | 151 | 243 |
| 21 | 6,317 | 2,958 | 3,359 | 6,065 | 2,843 | 3,222 | 252 | 115 | 137 |
| 22 | 8,860 | 4,170 | 4,690 | 8,533 | 4,015 | 4,518 | 327 | 155 | 172 |
| 23 | 6,593 | 3,133 | 3,460 | 6,355 | 3,042 | 3,313 | 238 | 91 | 147 |
| 24 | 6,868 | 3,188 | 3,680 | 6,592 | 3,060 | 3,532 | 276 | 128 | 148 |
| 20 - 24 | 39,429 | 18,425 | 21,004 | 37,942 | 17,785 | 20,157 | 1,487 | 640 | 847 |
| 25 | 8,496 | 3,922 | 4,574 | 8,195 | 3,757 | 4,438 | 301 | 165 | 136 |
| 26 | 6,627 | 3,133 | 3,494 | 6,364 | 3,019 | 3,345 | 263 | 114 | 149 |
| 27 | 6,403 | 3,021 | 3,382 | 6,181 | 2,912 | 3,269 | 222 | 109 | 113 |
| 28 | 9,264 | 4,363 | 4,901 | 8,957 | 4,206 | 4,751 | 307 | 157 | 150 |
| 29 | 5,819 | 2,766 | 3,053 | 5,625 | 2,668 | 2,957 | 194 | 98 | 96 |
| 25 - 29 | 36,609 | 17,205 | 19,404 | 35,322 | 16,562 | 18,760 | 1,287 | 643 | 644 |
| 30 | 10,771 | 5,145 | 5,626 | 10,468 | 4,995 | 5,473 | 303 | 150 | 153 |
| 31 | 4,561 | 2,356 | 2,205 | 4,408 | 2,278 | 2,130 | 153 | 78 | 75 |
| 32 | 8,611 | 4,343 | 4,268 | 8,340 | 4,207 | 4,133 | 271 | 136 | 135 |
| 33 | 5,029 | 2,482 | 2,547 | 4,863 | 2,414 | 2,449 | 166 | 68 | 98 |
| 34 | 4,920 | 2,572 | 2,348 | 4,759 | 2,492 | 2,267 | 161 | 80 | 81 |
| 30 - 34 | 33,892 | 16,898 | 16,994 | 32,838 | 16,386 | 16,452 | 1,054 | 512 | 542 |
| 35 | 7,994 | 4,025 | 3,969 | 7,771 | 3,914 | 3,857 | 223 | 111 | 112 |
| 36 | 5,648 | 2,803 | 2,845 | 5,453 | 2,705 | 2,748 | 195 | 98 | 97 |
| 37 | 5,373 | 2,776 | 2,597 | 5,227 | 2,708 | 2,519 | 146 | 68 | 78 |
| 38 | 6,840 | 3,395 | 3,445 | 6,631 | 3,281 | 3,350 | 209 | 114 | 95 |
| 39 | 4,218 | 2,137 | 2,081 | 4,095 | 2,077 | 2,018 | 123 | 60 | 63 |
| 35 - 39 | 30,073 | 15,136 | 14,937 | 29,177 | 14,685 | 14,492 | 896 | 451 | 445 |

Table 18.3: Muleba District Council: Total Population by Age in Single Years, Five Year Age Groups, Sex and Rural-Urban

| Age | Total | | | Rural | | | Urban | | |
|----------------|---------------|---------------|---------------|---------------|---------------|---------------|------------|------------|------------|
| | Both Sexes | Male | Female | Both Sexes | Male | Female | Both Sexes | Male | Female |
| 40 | 7,618 | 3,859 | 3,759 | 7,398 | 3,741 | 3,657 | 220 | 118 | 102 |
| 41 | 2,664 | 1,390 | 1,274 | 2,588 | 1,346 | 1,242 | 76 | 44 | 32 |
| 42 | 5,470 | 2,894 | 2,576 | 5,336 | 2,821 | 2,515 | 134 | 73 | 61 |
| 43 | 3,234 | 1,641 | 1,593 | 3,152 | 1,608 | 1,544 | 82 | 33 | 49 |
| 44 | 2,999 | 1,537 | 1,462 | 2,919 | 1,491 | 1,428 | 80 | 46 | 34 |
| 40 - 44 | 21,985 | 11,321 | 10,664 | 21,393 | 11,007 | 10,386 | 592 | 314 | 278 |
| 45 | 4,676 | 2,471 | 2,205 | 4,535 | 2,396 | 2,139 | 141 | 75 | 66 |
| 46 | 3,190 | 1,657 | 1,533 | 3,112 | 1,618 | 1,494 | 78 | 39 | 39 |
| 47 | 2,667 | 1,437 | 1,230 | 2,589 | 1,388 | 1,201 | 78 | 49 | 29 |
| 48 | 3,662 | 1,903 | 1,759 | 3,561 | 1,852 | 1,709 | 101 | 51 | 50 |
| 49 | 2,534 | 1,275 | 1,259 | 2,450 | 1,234 | 1,216 | 84 | 41 | 43 |
| 45 - 49 | 16,729 | 8,743 | 7,986 | 16,247 | 8,488 | 7,759 | 482 | 255 | 227 |
| 50 | 4,274 | 2,000 | 2,274 | 4,179 | 1,959 | 2,220 | 95 | 41 | 54 |
| 51 | 1,918 | 1,006 | 912 | 1,871 | 982 | 889 | 47 | 24 | 23 |
| 52 | 3,038 | 1,557 | 1,481 | 2,969 | 1,521 | 1,448 | 69 | 36 | 33 |
| 53 | 1,981 | 982 | 999 | 1,916 | 952 | 964 | 65 | 30 | 35 |
| 54 | 2,090 | 1,099 | 991 | 2,016 | 1,059 | 957 | 74 | 40 | 34 |
| 50 - 54 | 13,301 | 6,644 | 6,657 | 12,951 | 6,473 | 6,478 | 350 | 171 | 179 |
| 55 | 2,173 | 1,084 | 1,089 | 2,126 | 1,057 | 1,069 | 47 | 27 | 20 |
| 56 | 2,030 | 1,011 | 1,019 | 1,971 | 981 | 990 | 59 | 30 | 29 |
| 57 | 1,718 | 893 | 825 | 1,683 | 874 | 809 | 35 | 19 | 16 |
| 58 | 1,990 | 1,043 | 947 | 1,928 | 1,012 | 916 | 62 | 31 | 31 |
| 59 | 1,119 | 555 | 564 | 1,088 | 540 | 548 | 31 | 15 | 16 |
| 55 - 59 | 9,030 | 4,586 | 4,444 | 8,796 | 4,464 | 4,332 | 234 | 122 | 112 |
| 60 | 3,600 | 1,550 | 2,050 | 3,532 | 1,514 | 2,018 | 68 | 36 | 32 |
| 61 | 992 | 485 | 507 | 969 | 474 | 495 | 23 | 11 | 12 |
| 62 | 1,784 | 927 | 857 | 1,734 | 908 | 826 | 50 | 19 | 31 |
| 63 | 1,177 | 563 | 614 | 1,150 | 554 | 596 | 27 | 9 | 18 |
| 64 | 1,077 | 560 | 517 | 1,057 | 551 | 506 | 20 | 9 | 11 |
| 60 - 64 | 8,630 | 4,085 | 4,545 | 8,442 | 4,001 | 4,441 | 188 | 84 | 104 |
| 65 | 1,813 | 824 | 989 | 1,779 | 804 | 975 | 34 | 20 | 14 |
| 66 | 846 | 430 | 416 | 831 | 425 | 406 | 15 | 5 | 10 |
| 67 | 1,263 | 640 | 623 | 1,241 | 632 | 609 | 22 | 8 | 14 |
| 68 | 1,067 | 473 | 594 | 1,053 | 467 | 586 | 14 | 6 | 8 |
| 69 | 519 | 234 | 285 | 504 | 225 | 279 | 15 | 9 | 6 |
| 65 - 69 | 5,508 | 2,601 | 2,907 | 5,408 | 2,553 | 2,855 | 100 | 48 | 52 |
| 70 | 2,351 | 891 | 1,460 | 2,301 | 876 | 1,425 | 50 | 15 | 35 |
| 71 | 495 | 225 | 270 | 477 | 217 | 260 | 18 | 8 | 10 |
| 72 | 1,231 | 595 | 636 | 1,206 | 579 | 627 | 25 | 16 | 9 |
| 73 | 691 | 334 | 357 | 672 | 326 | 346 | 19 | 8 | 11 |
| 74 | 716 | 367 | 349 | 694 | 359 | 335 | 22 | 8 | 14 |
| 70 - 74 | 5,484 | 2,412 | 3,072 | 5,350 | 2,357 | 2,993 | 134 | 55 | 79 |
| 75 | 1,281 | 551 | 730 | 1,251 | 534 | 717 | 30 | 17 | 13 |
| 76 | 940 | 427 | 513 | 928 | 423 | 505 | 12 | 4 | 8 |
| 77 | 604 | 333 | 271 | 587 | 325 | 262 | 17 | 8 | 9 |
| 78 | 942 | 435 | 507 | 920 | 424 | 496 | 22 | 11 | 11 |
| 79 | 469 | 239 | 230 | 458 | 233 | 225 | 11 | 6 | 5 |
| 75 - 79 | 4,236 | 1,985 | 2,251 | 4,144 | 1,939 | 2,205 | 92 | 46 | 46 |
| 80+ | 6,535 | 2,694 | 3,841 | 6,358 | 2,633 | 3,725 | 177 | 61 | 116 |

Table 18.4: Biharamulo District Council: Total Population by Age in Single Years, Five Year Age Groups, Sex and Rural-Urban

| Age | Total | | | Rural | | | Urban | | |
|----------------|----------------|----------------|----------------|----------------|----------------|----------------|---------------|--------------|--------------|
| | Both Sexes | Male | Female | Both Sexes | Male | Female | Both Sexes | Male | Female |
| Total | 323,486 | 160,572 | 162,914 | 311,786 | 155,040 | 156,746 | 11,700 | 5,532 | 6,168 |
| 0 | 14,678 | 7,261 | 7,417 | 14,313 | 7,086 | 7,227 | 365 | 175 | 190 |
| 1 | 13,804 | 6,846 | 6,958 | 13,451 | 6,661 | 6,790 | 353 | 185 | 168 |
| 2 | 14,486 | 7,304 | 7,182 | 14,175 | 7,139 | 7,036 | 311 | 165 | 146 |
| 3 | 13,492 | 6,794 | 6,698 | 13,185 | 6,638 | 6,547 | 307 | 156 | 151 |
| 4 | 13,942 | 6,915 | 7,027 | 13,656 | 6,781 | 6,875 | 286 | 134 | 152 |
| 0 - 4 | 70,402 | 35,120 | 35,282 | 68,780 | 34,305 | 34,475 | 1,622 | 815 | 807 |
| 5 | 11,833 | 5,922 | 5,911 | 11,568 | 5,804 | 5,764 | 265 | 118 | 147 |
| 6 | 12,809 | 6,335 | 6,474 | 12,501 | 6,201 | 6,300 | 308 | 134 | 174 |
| 7 | 11,438 | 5,764 | 5,674 | 11,170 | 5,616 | 5,554 | 268 | 148 | 120 |
| 8 | 10,735 | 5,244 | 5,491 | 10,482 | 5,125 | 5,357 | 253 | 119 | 134 |
| 9 | 9,221 | 4,547 | 4,674 | 8,922 | 4,411 | 4,511 | 299 | 136 | 163 |
| 5 - 9 | 56,036 | 27,812 | 28,224 | 54,643 | 27,157 | 27,486 | 1,393 | 655 | 738 |
| 10 | 10,400 | 5,252 | 5,148 | 10,140 | 5,132 | 5,008 | 260 | 120 | 140 |
| 11 | 7,164 | 3,493 | 3,671 | 6,953 | 3,395 | 3,558 | 211 | 98 | 113 |
| 12 | 10,534 | 5,266 | 5,268 | 10,236 | 5,130 | 5,106 | 298 | 136 | 162 |
| 13 | 7,636 | 3,888 | 3,748 | 7,362 | 3,770 | 3,592 | 274 | 118 | 156 |
| 14 | 7,429 | 3,675 | 3,754 | 7,061 | 3,553 | 3,508 | 368 | 122 | 246 |
| 10 - 14 | 43,163 | 21,574 | 21,589 | 41,752 | 20,980 | 20,772 | 1,411 | 594 | 817 |
| 15 | 6,760 | 3,532 | 3,228 | 6,393 | 3,399 | 2,994 | 367 | 133 | 234 |
| 16 | 6,652 | 3,324 | 3,328 | 6,333 | 3,215 | 3,118 | 319 | 109 | 210 |
| 17 | 5,929 | 2,969 | 2,960 | 5,632 | 2,854 | 2,778 | 297 | 115 | 182 |
| 18 | 7,183 | 3,440 | 3,743 | 6,811 | 3,269 | 3,542 | 372 | 171 | 201 |
| 19 | 4,910 | 2,275 | 2,635 | 4,658 | 2,165 | 2,493 | 252 | 110 | 142 |
| 15 - 19 | 31,434 | 15,540 | 15,894 | 29,827 | 14,902 | 14,925 | 1,607 | 638 | 969 |
| 20 | 7,659 | 3,406 | 4,253 | 7,321 | 3,278 | 4,043 | 338 | 128 | 210 |
| 21 | 4,079 | 2,001 | 2,078 | 3,840 | 1,900 | 1,940 | 239 | 101 | 138 |
| 22 | 5,971 | 2,808 | 3,163 | 5,609 | 2,630 | 2,979 | 362 | 178 | 184 |
| 23 | 3,825 | 1,857 | 1,968 | 3,559 | 1,714 | 1,845 | 266 | 143 | 123 |
| 24 | 4,386 | 2,155 | 2,231 | 4,107 | 1,994 | 2,113 | 279 | 161 | 118 |
| 20 - 24 | 25,920 | 12,227 | 13,693 | 24,436 | 11,516 | 12,920 | 1,484 | 711 | 773 |
| 25 | 5,381 | 2,606 | 2,775 | 5,123 | 2,461 | 2,662 | 258 | 145 | 113 |
| 26 | 4,017 | 1,847 | 2,170 | 3,796 | 1,736 | 2,060 | 221 | 111 | 110 |
| 27 | 3,483 | 1,704 | 1,779 | 3,265 | 1,591 | 1,674 | 218 | 113 | 105 |
| 28 | 5,318 | 2,504 | 2,814 | 5,048 | 2,359 | 2,689 | 270 | 145 | 125 |
| 29 | 2,791 | 1,280 | 1,511 | 2,629 | 1,189 | 1,440 | 162 | 91 | 71 |
| 25 - 29 | 20,990 | 9,941 | 11,049 | 19,861 | 9,336 | 10,525 | 1,129 | 605 | 524 |
| 30 | 6,280 | 2,926 | 3,354 | 6,023 | 2,797 | 3,226 | 257 | 129 | 128 |
| 31 | 2,108 | 1,091 | 1,017 | 1,997 | 1,043 | 954 | 111 | 48 | 63 |
| 32 | 4,000 | 1,986 | 2,014 | 3,802 | 1,886 | 1,916 | 198 | 100 | 98 |
| 33 | 2,259 | 1,135 | 1,124 | 2,140 | 1,071 | 1,069 | 119 | 64 | 55 |
| 34 | 2,365 | 1,208 | 1,157 | 2,239 | 1,152 | 1,087 | 126 | 56 | 70 |
| 30 - 34 | 17,012 | 8,346 | 8,666 | 16,201 | 7,949 | 8,252 | 811 | 397 | 414 |
| 35 | 4,174 | 2,058 | 2,116 | 4,002 | 1,979 | 2,023 | 172 | 79 | 93 |
| 36 | 2,657 | 1,365 | 1,292 | 2,552 | 1,313 | 1,239 | 105 | 52 | 53 |
| 37 | 2,374 | 1,140 | 1,234 | 2,261 | 1,088 | 1,173 | 113 | 52 | 61 |
| 38 | 3,717 | 1,854 | 1,863 | 3,600 | 1,782 | 1,818 | 117 | 72 | 45 |
| 39 | 2,020 | 1,012 | 1,008 | 1,925 | 966 | 959 | 95 | 46 | 49 |
| 35 - 39 | 14,942 | 7,429 | 7,513 | 14,340 | 7,128 | 7,212 | 602 | 301 | 301 |

Table 18.4: Biharamulo District Council: Total Population by Age in Single Years, Five Year Age Groups, Sex and Rural-Urban

| Age | Total | | | Rural | | | Urban | | |
|----------------|---------------|--------------|--------------|---------------|--------------|--------------|------------|------------|------------|
| | Both Sexes | Male | Female | Both Sexes | Male | Female | Both Sexes | Male | Female |
| 40 | 4,562 | 2,181 | 2,381 | 4,401 | 2,103 | 2,298 | 161 | 78 | 83 |
| 41 | 1,221 | 625 | 596 | 1,162 | 593 | 569 | 59 | 32 | 27 |
| 42 | 2,597 | 1,401 | 1,196 | 2,466 | 1,330 | 1,136 | 131 | 71 | 60 |
| 43 | 1,324 | 690 | 634 | 1,250 | 654 | 596 | 74 | 36 | 38 |
| 44 | 1,476 | 800 | 676 | 1,392 | 759 | 633 | 84 | 41 | 43 |
| 40 - 44 | 11,180 | 5,697 | 5,483 | 10,671 | 5,439 | 5,232 | 509 | 258 | 251 |
| 45 | 2,614 | 1,327 | 1,287 | 2,533 | 1,286 | 1,247 | 81 | 41 | 40 |
| 46 | 1,408 | 737 | 671 | 1,345 | 706 | 639 | 63 | 31 | 32 |
| 47 | 1,120 | 619 | 501 | 1,062 | 591 | 471 | 58 | 28 | 30 |
| 48 | 2,059 | 1,068 | 991 | 1,995 | 1,033 | 962 | 64 | 35 | 29 |
| 49 | 1,161 | 643 | 518 | 1,107 | 615 | 492 | 54 | 28 | 26 |
| 45 - 49 | 8,362 | 4,394 | 3,968 | 8,042 | 4,231 | 3,811 | 320 | 163 | 157 |
| 50 | 3,082 | 1,405 | 1,677 | 3,009 | 1,363 | 1,646 | 73 | 42 | 31 |
| 51 | 994 | 543 | 451 | 955 | 518 | 437 | 39 | 25 | 14 |
| 52 | 1,443 | 814 | 629 | 1,371 | 773 | 598 | 72 | 41 | 31 |
| 53 | 750 | 426 | 324 | 707 | 410 | 297 | 43 | 16 | 27 |
| 54 | 952 | 570 | 382 | 900 | 543 | 357 | 52 | 27 | 25 |
| 50 - 54 | 7,221 | 3,758 | 3,463 | 6,942 | 3,607 | 3,335 | 279 | 151 | 128 |
| 55 | 1,143 | 567 | 576 | 1,101 | 548 | 553 | 42 | 19 | 23 |
| 56 | 802 | 421 | 381 | 746 | 400 | 346 | 56 | 21 | 35 |
| 57 | 680 | 356 | 324 | 630 | 334 | 296 | 50 | 22 | 28 |
| 58 | 1,005 | 520 | 485 | 967 | 511 | 456 | 38 | 9 | 29 |
| 59 | 445 | 248 | 197 | 407 | 225 | 182 | 38 | 23 | 15 |
| 55 - 59 | 4,075 | 2,112 | 1,963 | 3,851 | 2,018 | 1,833 | 224 | 94 | 130 |
| 60 | 2,046 | 916 | 1,130 | 2,004 | 895 | 1,109 | 42 | 21 | 21 |
| 61 | 413 | 219 | 194 | 400 | 213 | 187 | 13 | 6 | 7 |
| 62 | 806 | 431 | 375 | 769 | 410 | 359 | 37 | 21 | 16 |
| 63 | 422 | 236 | 186 | 405 | 224 | 181 | 17 | 12 | 5 |
| 64 | 456 | 286 | 170 | 439 | 279 | 160 | 17 | 7 | 10 |
| 60 - 64 | 4,143 | 2,088 | 2,055 | 4,017 | 2,021 | 1,996 | 126 | 67 | 59 |
| 65 | 928 | 434 | 494 | 917 | 432 | 485 | 11 | 2 | 9 |
| 66 | 343 | 215 | 128 | 340 | 214 | 126 | 3 | 1 | 2 |
| 67 | 470 | 278 | 192 | 458 | 269 | 189 | 12 | 9 | 3 |
| 68 | 546 | 268 | 278 | 534 | 263 | 271 | 12 | 5 | 7 |
| 69 | 240 | 143 | 97 | 230 | 135 | 95 | 10 | 8 | 2 |
| 65 - 69 | 2,527 | 1,338 | 1,189 | 2,479 | 1,313 | 1,166 | 48 | 25 | 23 |
| 70 | 1,395 | 651 | 744 | 1,370 | 639 | 731 | 25 | 12 | 13 |
| 71 | 199 | 115 | 84 | 196 | 114 | 82 | 3 | 1 | 2 |
| 72 | 417 | 252 | 165 | 401 | 244 | 157 | 16 | 8 | 8 |
| 73 | 173 | 96 | 77 | 168 | 94 | 74 | 5 | 2 | 3 |
| 74 | 199 | 123 | 76 | 195 | 120 | 75 | 4 | 3 | 1 |
| 70 - 74 | 2,383 | 1,237 | 1,146 | 2,330 | 1,211 | 1,119 | 53 | 26 | 27 |
| 75 | 512 | 258 | 254 | 503 | 254 | 249 | 9 | 4 | 5 |
| 76 | 215 | 135 | 80 | 210 | 132 | 78 | 5 | 3 | 2 |
| 77 | 167 | 104 | 63 | 161 | 101 | 60 | 6 | 3 | 3 |
| 78 | 331 | 190 | 141 | 319 | 185 | 134 | 12 | 5 | 7 |
| 79 | 135 | 78 | 57 | 133 | 78 | 55 | 2 | 0 | 2 |
| 75 - 79 | 1,360 | 765 | 595 | 1,326 | 750 | 576 | 34 | 15 | 19 |
| 80+ | 2,336 | 1,194 | 1,142 | 2,288 | 1,177 | 1,111 | 48 | 17 | 31 |

Table 18.5: Ngara District Council: Total Population by Age in Single Years, Five Year Age Groups, Sex and Rural-Urban

| Age | Total | | | Rural | | | Urban | | |
|----------------|----------------|----------------|----------------|----------------|----------------|----------------|---------------|---------------|---------------|
| | Both Sexes | Male | Female | Both Sexes | Male | Female | Both Sexes | Male | Female |
| Total | 320,056 | 152,443 | 167,613 | 297,904 | 142,070 | 155,834 | 22,152 | 10,373 | 11,779 |
| 0 | 13,749 | 6,741 | 7,008 | 12,984 | 6,361 | 6,623 | 765 | 380 | 385 |
| 1 | 12,604 | 6,264 | 6,340 | 11,933 | 5,914 | 6,019 | 671 | 350 | 321 |
| 2 | 13,054 | 6,409 | 6,645 | 12,363 | 6,041 | 6,322 | 691 | 368 | 323 |
| 3 | 12,370 | 6,251 | 6,119 | 11,737 | 5,947 | 5,790 | 633 | 304 | 329 |
| 4 | 13,336 | 6,649 | 6,687 | 12,686 | 6,319 | 6,367 | 650 | 330 | 320 |
| 0 - 4 | 65,113 | 32,314 | 32,799 | 61,703 | 30,582 | 31,121 | 3,410 | 1,732 | 1,678 |
| 5 | 10,305 | 5,165 | 5,140 | 9,758 | 4,878 | 4,880 | 547 | 287 | 260 |
| 6 | 11,003 | 5,347 | 5,656 | 10,435 | 5,077 | 5,358 | 568 | 270 | 298 |
| 7 | 10,689 | 5,349 | 5,340 | 10,111 | 5,053 | 5,058 | 578 | 296 | 282 |
| 8 | 9,836 | 4,741 | 5,095 | 9,310 | 4,496 | 4,814 | 526 | 245 | 281 |
| 9 | 8,606 | 4,289 | 4,317 | 8,090 | 4,038 | 4,052 | 516 | 251 | 265 |
| 5 - 9 | 50,439 | 24,891 | 25,548 | 47,704 | 23,542 | 24,162 | 2,735 | 1,349 | 1,386 |
| 10 | 10,565 | 5,164 | 5,401 | 9,952 | 4,894 | 5,058 | 613 | 270 | 343 |
| 11 | 6,799 | 3,288 | 3,511 | 6,340 | 3,089 | 3,251 | 459 | 199 | 260 |
| 12 | 10,460 | 5,178 | 5,282 | 9,791 | 4,884 | 4,907 | 669 | 294 | 375 |
| 13 | 7,721 | 3,888 | 3,833 | 7,202 | 3,638 | 3,564 | 519 | 250 | 269 |
| 14 | 7,435 | 3,725 | 3,710 | 6,870 | 3,457 | 3,413 | 565 | 268 | 297 |
| 10 - 14 | 42,980 | 21,243 | 21,737 | 40,155 | 19,962 | 20,193 | 2,825 | 1,281 | 1,544 |
| 15 | 7,073 | 3,678 | 3,395 | 6,434 | 3,402 | 3,032 | 639 | 276 | 363 |
| 16 | 6,420 | 3,181 | 3,239 | 5,748 | 2,881 | 2,867 | 672 | 300 | 372 |
| 17 | 5,670 | 2,744 | 2,926 | 5,026 | 2,435 | 2,591 | 644 | 309 | 335 |
| 18 | 7,324 | 3,372 | 3,952 | 6,629 | 3,047 | 3,582 | 695 | 325 | 370 |
| 19 | 4,900 | 2,063 | 2,837 | 4,396 | 1,836 | 2,560 | 504 | 227 | 277 |
| 15 - 19 | 31,387 | 15,038 | 16,349 | 28,233 | 13,601 | 14,632 | 3,154 | 1,437 | 1,717 |
| 20 | 7,417 | 3,046 | 4,371 | 6,846 | 2,835 | 4,011 | 571 | 211 | 360 |
| 21 | 3,862 | 1,727 | 2,135 | 3,496 | 1,570 | 1,926 | 366 | 157 | 209 |
| 22 | 5,850 | 2,515 | 3,335 | 5,339 | 2,306 | 3,033 | 511 | 209 | 302 |
| 23 | 4,076 | 1,786 | 2,290 | 3,694 | 1,612 | 2,082 | 382 | 174 | 208 |
| 24 | 4,166 | 1,884 | 2,282 | 3,781 | 1,736 | 2,045 | 385 | 148 | 237 |
| 20 - 24 | 25,371 | 10,958 | 14,413 | 23,156 | 10,059 | 13,097 | 2,215 | 899 | 1,316 |
| 25 | 5,483 | 2,405 | 3,078 | 5,015 | 2,198 | 2,817 | 468 | 207 | 261 |
| 26 | 3,857 | 1,698 | 2,159 | 3,459 | 1,538 | 1,921 | 398 | 160 | 238 |
| 27 | 3,790 | 1,736 | 2,054 | 3,438 | 1,591 | 1,847 | 352 | 145 | 207 |
| 28 | 5,423 | 2,310 | 3,113 | 4,976 | 2,102 | 2,874 | 447 | 208 | 239 |
| 29 | 3,045 | 1,317 | 1,728 | 2,719 | 1,190 | 1,529 | 326 | 127 | 199 |
| 25 - 29 | 21,598 | 9,466 | 12,132 | 19,607 | 8,619 | 10,988 | 1,991 | 847 | 1,144 |
| 30 | 6,893 | 2,875 | 4,018 | 6,360 | 2,628 | 3,732 | 533 | 247 | 286 |
| 31 | 2,067 | 951 | 1,116 | 1,868 | 854 | 1,014 | 199 | 97 | 102 |
| 32 | 4,099 | 1,935 | 2,164 | 3,708 | 1,742 | 1,966 | 391 | 193 | 198 |
| 33 | 2,514 | 1,233 | 1,281 | 2,271 | 1,116 | 1,155 | 243 | 117 | 126 |
| 34 | 2,366 | 1,072 | 1,294 | 2,157 | 983 | 1,174 | 209 | 89 | 120 |
| 30 - 34 | 17,939 | 8,066 | 9,873 | 16,364 | 7,323 | 9,041 | 1,575 | 743 | 832 |
| 35 | 4,858 | 2,247 | 2,611 | 4,514 | 2,070 | 2,444 | 344 | 177 | 167 |
| 36 | 2,482 | 1,154 | 1,328 | 2,259 | 1,041 | 1,218 | 223 | 113 | 110 |
| 37 | 2,654 | 1,239 | 1,415 | 2,433 | 1,121 | 1,312 | 221 | 118 | 103 |
| 38 | 3,612 | 1,596 | 2,016 | 3,298 | 1,448 | 1,850 | 314 | 148 | 166 |
| 39 | 2,230 | 1,011 | 1,219 | 2,045 | 920 | 1,125 | 185 | 91 | 94 |
| 35 - 39 | 15,836 | 7,247 | 8,589 | 14,549 | 6,600 | 7,949 | 1,287 | 647 | 640 |

Table 18.5: Ngara District Council: Total Population by Age in Single Years, Five Year Age Groups, Sex and Rural-Urban

| Age | Total | | | Rural | | | Urban | | |
|----------------|---------------|--------------|--------------|---------------|--------------|--------------|------------|------------|------------|
| | Both Sexes | Male | Female | Both Sexes | Male | Female | Both Sexes | Male | Female |
| 40 | 5,135 | 2,143 | 2,992 | 4,780 | 1,966 | 2,814 | 355 | 177 | 178 |
| 41 | 1,197 | 569 | 628 | 1,090 | 511 | 579 | 107 | 58 | 49 |
| 42 | 2,495 | 1,266 | 1,229 | 2,299 | 1,157 | 1,142 | 196 | 109 | 87 |
| 43 | 1,405 | 725 | 680 | 1,293 | 660 | 633 | 112 | 65 | 47 |
| 44 | 1,343 | 695 | 648 | 1,257 | 649 | 608 | 86 | 46 | 40 |
| 40 - 44 | 11,575 | 5,398 | 6,177 | 10,719 | 4,943 | 5,776 | 856 | 455 | 401 |
| 45 | 3,241 | 1,413 | 1,828 | 3,024 | 1,312 | 1,712 | 217 | 101 | 116 |
| 46 | 1,410 | 699 | 711 | 1,312 | 654 | 658 | 98 | 45 | 53 |
| 47 | 1,305 | 646 | 659 | 1,216 | 607 | 609 | 89 | 39 | 50 |
| 48 | 2,067 | 969 | 1,098 | 1,933 | 898 | 1,035 | 134 | 71 | 63 |
| 49 | 1,180 | 608 | 572 | 1,113 | 572 | 541 | 67 | 36 | 31 |
| 45 - 49 | 9,203 | 4,335 | 4,868 | 8,598 | 4,043 | 4,555 | 605 | 292 | 313 |
| 50 | 3,926 | 1,509 | 2,417 | 3,733 | 1,434 | 2,299 | 193 | 75 | 118 |
| 51 | 1,041 | 548 | 493 | 959 | 509 | 450 | 82 | 39 | 43 |
| 52 | 1,605 | 829 | 776 | 1,494 | 770 | 724 | 111 | 59 | 52 |
| 53 | 939 | 469 | 470 | 884 | 439 | 445 | 55 | 30 | 25 |
| 54 | 1,091 | 587 | 504 | 1,013 | 547 | 466 | 78 | 40 | 38 |
| 50 - 54 | 8,602 | 3,942 | 4,660 | 8,083 | 3,699 | 4,384 | 519 | 243 | 276 |
| 55 | 1,632 | 714 | 918 | 1,554 | 686 | 868 | 78 | 28 | 50 |
| 56 | 949 | 510 | 439 | 889 | 468 | 421 | 60 | 42 | 18 |
| 57 | 774 | 410 | 364 | 725 | 379 | 346 | 49 | 31 | 18 |
| 58 | 1,054 | 542 | 512 | 1,000 | 514 | 486 | 54 | 28 | 26 |
| 59 | 556 | 330 | 226 | 517 | 310 | 207 | 39 | 20 | 19 |
| 55 - 59 | 4,965 | 2,506 | 2,459 | 4,685 | 2,357 | 2,328 | 280 | 149 | 131 |
| 60 | 2,678 | 1,106 | 1,572 | 2,578 | 1,059 | 1,519 | 100 | 47 | 53 |
| 61 | 500 | 273 | 227 | 482 | 262 | 220 | 18 | 11 | 7 |
| 62 | 891 | 509 | 382 | 847 | 479 | 368 | 44 | 30 | 14 |
| 63 | 570 | 336 | 234 | 537 | 321 | 216 | 33 | 15 | 18 |
| 64 | 472 | 276 | 196 | 448 | 262 | 186 | 24 | 14 | 10 |
| 60 - 64 | 5,111 | 2,500 | 2,611 | 4,892 | 2,383 | 2,509 | 219 | 117 | 102 |
| 65 | 1,229 | 519 | 710 | 1,170 | 488 | 682 | 59 | 31 | 28 |
| 66 | 366 | 202 | 164 | 338 | 188 | 150 | 28 | 14 | 14 |
| 67 | 524 | 322 | 202 | 494 | 311 | 183 | 30 | 11 | 19 |
| 68 | 605 | 297 | 308 | 579 | 286 | 293 | 26 | 11 | 15 |
| 69 | 238 | 145 | 93 | 230 | 143 | 87 | 8 | 2 | 6 |
| 65 - 69 | 2,962 | 1,485 | 1,477 | 2,811 | 1,416 | 1,395 | 151 | 69 | 82 |
| 70 | 1,695 | 604 | 1,091 | 1,616 | 578 | 1,038 | 79 | 26 | 53 |
| 71 | 184 | 94 | 90 | 165 | 84 | 81 | 19 | 10 | 9 |
| 72 | 440 | 227 | 213 | 420 | 216 | 204 | 20 | 11 | 9 |
| 73 | 195 | 116 | 79 | 186 | 111 | 75 | 9 | 5 | 4 |
| 74 | 160 | 91 | 69 | 149 | 87 | 62 | 11 | 4 | 7 |
| 70 - 74 | 2,674 | 1,132 | 1,542 | 2,536 | 1,076 | 1,460 | 138 | 56 | 82 |
| 75 | 673 | 268 | 405 | 656 | 261 | 395 | 17 | 7 | 10 |
| 76 | 212 | 110 | 102 | 200 | 103 | 97 | 12 | 7 | 5 |
| 77 | 159 | 96 | 63 | 147 | 91 | 56 | 12 | 5 | 7 |
| 78 | 337 | 163 | 174 | 318 | 157 | 161 | 19 | 6 | 13 |
| 79 | 141 | 81 | 60 | 135 | 79 | 56 | 6 | 2 | 4 |
| 75 - 79 | 1,522 | 718 | 804 | 1,456 | 691 | 765 | 66 | 27 | 39 |
| 80+ | 2,779 | 1,204 | 1,575 | 2,653 | 1,174 | 1,479 | 126 | 30 | 96 |

Table 18.6: Bukoba Municipal Council: Total Population by Age in Single Years, Five Year Age Groups, Sex and Rural-Urban

| Age | Total | | | Rural | | | Urban | | |
|----------------|----------------|---------------|---------------|------------|----------|----------|----------------|---------------|---------------|
| | Both Sexes | Male | Female | Both Sexes | Male | Female | Both Sexes | Male | Female |
| Total | 128,796 | 62,521 | 66,275 | 0 | 0 | 0 | 128,796 | 62,521 | 66,275 |
| 0 | 4,465 | 2,263 | 2,202 | 0 | 0 | 0 | 4,465 | 2,263 | 2,202 |
| 1 | 3,903 | 1,938 | 1,965 | 0 | 0 | 0 | 3,903 | 1,938 | 1,965 |
| 2 | 3,644 | 1,850 | 1,794 | 0 | 0 | 0 | 3,644 | 1,850 | 1,794 |
| 3 | 3,335 | 1,684 | 1,651 | 0 | 0 | 0 | 3,335 | 1,684 | 1,651 |
| 4 | 3,504 | 1,766 | 1,738 | 0 | 0 | 0 | 3,504 | 1,766 | 1,738 |
| 0 - 4 | 18,851 | 9,501 | 9,350 | 0 | 0 | 0 | 18,851 | 9,501 | 9,350 |
| 5 | 3,198 | 1,562 | 1,636 | 0 | 0 | 0 | 3,198 | 1,562 | 1,636 |
| 6 | 3,306 | 1,609 | 1,697 | 0 | 0 | 0 | 3,306 | 1,609 | 1,697 |
| 7 | 3,255 | 1,623 | 1,632 | 0 | 0 | 0 | 3,255 | 1,623 | 1,632 |
| 8 | 3,052 | 1,507 | 1,545 | 0 | 0 | 0 | 3,052 | 1,507 | 1,545 |
| 9 | 2,908 | 1,391 | 1,517 | 0 | 0 | 0 | 2,908 | 1,391 | 1,517 |
| 5 - 9 | 15,719 | 7,692 | 8,027 | 0 | 0 | 0 | 15,719 | 7,692 | 8,027 |
| 10 | 3,020 | 1,456 | 1,564 | 0 | 0 | 0 | 3,020 | 1,456 | 1,564 |
| 11 | 2,458 | 1,143 | 1,315 | 0 | 0 | 0 | 2,458 | 1,143 | 1,315 |
| 12 | 3,691 | 1,779 | 1,912 | 0 | 0 | 0 | 3,691 | 1,779 | 1,912 |
| 13 | 2,590 | 1,173 | 1,417 | 0 | 0 | 0 | 2,590 | 1,173 | 1,417 |
| 14 | 2,850 | 1,248 | 1,602 | 0 | 0 | 0 | 2,850 | 1,248 | 1,602 |
| 10 - 14 | 14,609 | 6,799 | 7,810 | 0 | 0 | 0 | 14,609 | 6,799 | 7,810 |
| 15 | 2,938 | 1,374 | 1,564 | 0 | 0 | 0 | 2,938 | 1,374 | 1,564 |
| 16 | 3,364 | 1,490 | 1,874 | 0 | 0 | 0 | 3,364 | 1,490 | 1,874 |
| 17 | 3,327 | 1,502 | 1,825 | 0 | 0 | 0 | 3,327 | 1,502 | 1,825 |
| 18 | 3,595 | 1,690 | 1,905 | 0 | 0 | 0 | 3,595 | 1,690 | 1,905 |
| 19 | 3,023 | 1,380 | 1,643 | 0 | 0 | 0 | 3,023 | 1,380 | 1,643 |
| 15 - 19 | 16,247 | 7,436 | 8,811 | 0 | 0 | 0 | 16,247 | 7,436 | 8,811 |
| 20 | 3,728 | 1,707 | 2,021 | 0 | 0 | 0 | 3,728 | 1,707 | 2,021 |
| 21 | 2,265 | 1,074 | 1,191 | 0 | 0 | 0 | 2,265 | 1,074 | 1,191 |
| 22 | 3,097 | 1,382 | 1,715 | 0 | 0 | 0 | 3,097 | 1,382 | 1,715 |
| 23 | 2,341 | 1,066 | 1,275 | 0 | 0 | 0 | 2,341 | 1,066 | 1,275 |
| 24 | 2,561 | 1,207 | 1,354 | 0 | 0 | 0 | 2,561 | 1,207 | 1,354 |
| 20 - 24 | 13,992 | 6,436 | 7,556 | 0 | 0 | 0 | 13,992 | 6,436 | 7,556 |
| 25 | 2,807 | 1,287 | 1,520 | 0 | 0 | 0 | 2,807 | 1,287 | 1,520 |
| 26 | 2,433 | 1,107 | 1,326 | 0 | 0 | 0 | 2,433 | 1,107 | 1,326 |
| 27 | 2,289 | 1,115 | 1,174 | 0 | 0 | 0 | 2,289 | 1,115 | 1,174 |
| 28 | 3,150 | 1,565 | 1,585 | 0 | 0 | 0 | 3,150 | 1,565 | 1,585 |
| 29 | 2,107 | 919 | 1,188 | 0 | 0 | 0 | 2,107 | 919 | 1,188 |
| 25 - 29 | 12,786 | 5,993 | 6,793 | 0 | 0 | 0 | 12,786 | 5,993 | 6,793 |
| 30 | 3,168 | 1,593 | 1,575 | 0 | 0 | 0 | 3,168 | 1,593 | 1,575 |
| 31 | 1,345 | 679 | 666 | 0 | 0 | 0 | 1,345 | 679 | 666 |
| 32 | 2,733 | 1,395 | 1,338 | 0 | 0 | 0 | 2,733 | 1,395 | 1,338 |
| 33 | 1,629 | 801 | 828 | 0 | 0 | 0 | 1,629 | 801 | 828 |
| 34 | 1,486 | 759 | 727 | 0 | 0 | 0 | 1,486 | 759 | 727 |
| 30 - 34 | 10,361 | 5,227 | 5,134 | 0 | 0 | 0 | 10,361 | 5,227 | 5,134 |
| 35 | 2,103 | 1,158 | 945 | 0 | 0 | 0 | 2,103 | 1,158 | 945 |
| 36 | 1,623 | 811 | 812 | 0 | 0 | 0 | 1,623 | 811 | 812 |
| 37 | 1,451 | 782 | 669 | 0 | 0 | 0 | 1,451 | 782 | 669 |
| 38 | 1,823 | 922 | 901 | 0 | 0 | 0 | 1,823 | 922 | 901 |
| 39 | 1,307 | 684 | 623 | 0 | 0 | 0 | 1,307 | 684 | 623 |
| 35 - 39 | 8,307 | 4,357 | 3,950 | 0 | 0 | 0 | 8,307 | 4,357 | 3,950 |

Table 18.6: Bukoba Municipal Council: Total Population by Age in Single Years, Five Year Age Groups, Sex and Rural-Urban

| Age | Total | | | Rural | | | Urban | | |
|----------------|--------------|--------------|--------------|------------|----------|----------|--------------|--------------|--------------|
| | Both Sexes | Male | Female | Both Sexes | Male | Female | Both Sexes | Male | Female |
| 40 | 1,840 | 935 | 905 | 0 | 0 | 0 | 1,840 | 935 | 905 |
| 41 | 693 | 384 | 309 | 0 | 0 | 0 | 693 | 384 | 309 |
| 42 | 1,293 | 708 | 585 | 0 | 0 | 0 | 1,293 | 708 | 585 |
| 43 | 808 | 441 | 367 | 0 | 0 | 0 | 808 | 441 | 367 |
| 44 | 805 | 430 | 375 | 0 | 0 | 0 | 805 | 430 | 375 |
| 40 - 44 | 5,439 | 2,898 | 2,541 | 0 | 0 | 0 | 5,439 | 2,898 | 2,541 |
| 45 | 1,022 | 541 | 481 | 0 | 0 | 0 | 1,022 | 541 | 481 |
| 46 | 721 | 418 | 303 | 0 | 0 | 0 | 721 | 418 | 303 |
| 47 | 690 | 348 | 342 | 0 | 0 | 0 | 690 | 348 | 342 |
| 48 | 802 | 449 | 353 | 0 | 0 | 0 | 802 | 449 | 353 |
| 49 | 662 | 376 | 286 | 0 | 0 | 0 | 662 | 376 | 286 |
| 45 - 49 | 3,897 | 2,132 | 1,765 | 0 | 0 | 0 | 3,897 | 2,132 | 1,765 |
| 50 | 849 | 422 | 427 | 0 | 0 | 0 | 849 | 422 | 427 |
| 51 | 380 | 200 | 180 | 0 | 0 | 0 | 380 | 200 | 180 |
| 52 | 738 | 389 | 349 | 0 | 0 | 0 | 738 | 389 | 349 |
| 53 | 403 | 195 | 208 | 0 | 0 | 0 | 403 | 195 | 208 |
| 54 | 423 | 231 | 192 | 0 | 0 | 0 | 423 | 231 | 192 |
| 50 - 54 | 2,793 | 1,437 | 1,356 | 0 | 0 | 0 | 2,793 | 1,437 | 1,356 |
| 55 | 397 | 199 | 198 | 0 | 0 | 0 | 397 | 199 | 198 |
| 56 | 434 | 221 | 213 | 0 | 0 | 0 | 434 | 221 | 213 |
| 57 | 321 | 168 | 153 | 0 | 0 | 0 | 321 | 168 | 153 |
| 58 | 386 | 195 | 191 | 0 | 0 | 0 | 386 | 195 | 191 |
| 59 | 252 | 130 | 122 | 0 | 0 | 0 | 252 | 130 | 122 |
| 55 - 59 | 1,790 | 913 | 877 | 0 | 0 | 0 | 1,790 | 913 | 877 |
| 60 | 459 | 225 | 234 | 0 | 0 | 0 | 459 | 225 | 234 |
| 61 | 162 | 63 | 99 | 0 | 0 | 0 | 162 | 63 | 99 |
| 62 | 264 | 143 | 121 | 0 | 0 | 0 | 264 | 143 | 121 |
| 63 | 182 | 103 | 79 | 0 | 0 | 0 | 182 | 103 | 79 |
| 64 | 188 | 84 | 104 | 0 | 0 | 0 | 188 | 84 | 104 |
| 60 - 64 | 1,255 | 618 | 637 | 0 | 0 | 0 | 1,255 | 618 | 637 |
| 65 | 260 | 114 | 146 | 0 | 0 | 0 | 260 | 114 | 146 |
| 66 | 126 | 56 | 70 | 0 | 0 | 0 | 126 | 56 | 70 |
| 67 | 198 | 102 | 96 | 0 | 0 | 0 | 198 | 102 | 96 |
| 68 | 148 | 56 | 92 | 0 | 0 | 0 | 148 | 56 | 92 |
| 69 | 92 | 38 | 54 | 0 | 0 | 0 | 92 | 38 | 54 |
| 65 - 69 | 824 | 366 | 458 | 0 | 0 | 0 | 824 | 366 | 458 |
| 70 | 275 | 90 | 185 | 0 | 0 | 0 | 275 | 90 | 185 |
| 71 | 73 | 26 | 47 | 0 | 0 | 0 | 73 | 26 | 47 |
| 72 | 156 | 64 | 92 | 0 | 0 | 0 | 156 | 64 | 92 |
| 73 | 105 | 38 | 67 | 0 | 0 | 0 | 105 | 38 | 67 |
| 74 | 115 | 45 | 70 | 0 | 0 | 0 | 115 | 45 | 70 |
| 70 - 74 | 724 | 263 | 461 | 0 | 0 | 0 | 724 | 263 | 461 |
| 75 | 138 | 43 | 95 | 0 | 0 | 0 | 138 | 43 | 95 |
| 76 | 90 | 43 | 47 | 0 | 0 | 0 | 90 | 43 | 47 |
| 77 | 56 | 28 | 28 | 0 | 0 | 0 | 56 | 28 | 28 |
| 78 | 112 | 39 | 73 | 0 | 0 | 0 | 112 | 39 | 73 |
| 79 | 94 | 61 | 33 | 0 | 0 | 0 | 94 | 61 | 33 |
| 75 - 79 | 490 | 214 | 276 | 0 | 0 | 0 | 490 | 214 | 276 |
| 80+ | 712 | 239 | 473 | 0 | 0 | 0 | 712 | 239 | 473 |

Table 18.7: Missenyi Municipal Council: Total Population by Age in Single Years, Five Year Age Groups, Sex and Rural-Urban

| Age | Total | | | Rural | | | Urban | | |
|----------------|----------------|----------------|----------------|----------------|---------------|---------------|---------------|--------------|--------------|
| | Both Sexes | Male | Female | Both Sexes | Male | Female | Both Sexes | Male | Female |
| Total | 202,632 | 100,085 | 102,547 | 188,614 | 93,263 | 95,351 | 14,018 | 6,822 | 7,196 |
| 0 | 6,381 | 3,150 | 3,231 | 5,834 | 2,880 | 2,954 | 547 | 270 | 277 |
| 1 | 6,222 | 3,001 | 3,221 | 5,772 | 2,786 | 2,986 | 450 | 215 | 235 |
| 2 | 6,705 | 3,337 | 3,368 | 6,228 | 3,098 | 3,130 | 477 | 239 | 238 |
| 3 | 6,230 | 3,155 | 3,075 | 5,769 | 2,910 | 2,859 | 461 | 245 | 216 |
| 4 | 7,093 | 3,478 | 3,615 | 6,629 | 3,249 | 3,380 | 464 | 229 | 235 |
| 0 - 4 | 32,631 | 16,121 | 16,510 | 30,232 | 14,923 | 15,309 | 2,399 | 1,198 | 1,201 |
| 5 | 5,808 | 3,007 | 2,801 | 5,446 | 2,841 | 2,605 | 362 | 166 | 196 |
| 6 | 6,755 | 3,419 | 3,336 | 6,385 | 3,229 | 3,156 | 370 | 190 | 180 |
| 7 | 6,449 | 3,270 | 3,179 | 6,090 | 3,095 | 2,995 | 359 | 175 | 184 |
| 8 | 5,595 | 2,751 | 2,844 | 5,292 | 2,603 | 2,689 | 303 | 148 | 155 |
| 9 | 5,366 | 2,750 | 2,616 | 5,057 | 2,595 | 2,462 | 309 | 155 | 154 |
| 5 - 9 | 29,973 | 15,197 | 14,776 | 28,270 | 14,363 | 13,907 | 1,703 | 834 | 869 |
| 10 | 6,196 | 3,136 | 3,060 | 5,852 | 2,990 | 2,862 | 344 | 146 | 198 |
| 11 | 4,610 | 2,305 | 2,305 | 4,326 | 2,194 | 2,132 | 284 | 111 | 173 |
| 12 | 7,052 | 3,658 | 3,394 | 6,657 | 3,443 | 3,214 | 395 | 215 | 180 |
| 13 | 5,435 | 2,766 | 2,669 | 5,177 | 2,640 | 2,537 | 258 | 126 | 132 |
| 14 | 5,002 | 2,564 | 2,438 | 4,740 | 2,429 | 2,311 | 262 | 135 | 127 |
| 10 - 14 | 28,295 | 14,429 | 13,866 | 26,752 | 13,696 | 13,056 | 1,543 | 733 | 810 |
| 15 | 4,400 | 2,375 | 2,025 | 4,148 | 2,246 | 1,902 | 252 | 129 | 123 |
| 16 | 4,514 | 2,344 | 2,170 | 4,218 | 2,217 | 2,001 | 296 | 127 | 169 |
| 17 | 4,082 | 2,115 | 1,967 | 3,797 | 1,983 | 1,814 | 285 | 132 | 153 |
| 18 | 4,451 | 2,271 | 2,180 | 4,133 | 2,112 | 2,021 | 318 | 159 | 159 |
| 19 | 3,259 | 1,576 | 1,683 | 2,972 | 1,478 | 1,494 | 287 | 98 | 189 |
| 15 - 19 | 20,706 | 10,681 | 10,025 | 19,268 | 10,036 | 9,232 | 1,438 | 645 | 793 |
| 20 | 4,278 | 2,020 | 2,258 | 3,884 | 1,862 | 2,022 | 394 | 158 | 236 |
| 21 | 2,415 | 1,214 | 1,201 | 2,156 | 1,099 | 1,057 | 259 | 115 | 144 |
| 22 | 3,355 | 1,569 | 1,786 | 2,974 | 1,405 | 1,569 | 381 | 164 | 217 |
| 23 | 2,631 | 1,215 | 1,416 | 2,340 | 1,089 | 1,251 | 291 | 126 | 165 |
| 24 | 2,716 | 1,255 | 1,461 | 2,443 | 1,125 | 1,318 | 273 | 130 | 143 |
| 20 - 24 | 15,395 | 7,273 | 8,122 | 13,797 | 6,580 | 7,217 | 1,598 | 693 | 905 |
| 25 | 3,243 | 1,559 | 1,684 | 2,869 | 1,368 | 1,501 | 374 | 191 | 183 |
| 26 | 2,639 | 1,244 | 1,395 | 2,330 | 1,115 | 1,215 | 309 | 129 | 180 |
| 27 | 2,469 | 1,166 | 1,303 | 2,190 | 1,044 | 1,146 | 279 | 122 | 157 |
| 28 | 3,295 | 1,510 | 1,785 | 2,913 | 1,340 | 1,573 | 382 | 170 | 212 |
| 29 | 2,131 | 1,007 | 1,124 | 1,887 | 905 | 982 | 244 | 102 | 142 |
| 25 - 29 | 13,777 | 6,486 | 7,291 | 12,189 | 5,772 | 6,417 | 1,588 | 714 | 874 |
| 30 | 3,967 | 1,853 | 2,114 | 3,549 | 1,659 | 1,890 | 418 | 194 | 224 |
| 31 | 1,573 | 745 | 828 | 1,415 | 649 | 766 | 158 | 96 | 62 |
| 32 | 3,433 | 1,715 | 1,718 | 3,101 | 1,545 | 1,556 | 332 | 170 | 162 |
| 33 | 2,000 | 996 | 1,004 | 1,834 | 920 | 914 | 166 | 76 | 90 |
| 34 | 1,822 | 909 | 913 | 1,658 | 811 | 847 | 164 | 98 | 66 |
| 30 - 34 | 12,795 | 6,218 | 6,577 | 11,557 | 5,584 | 5,973 | 1,238 | 634 | 604 |
| 35 | 2,982 | 1,450 | 1,532 | 2,731 | 1,309 | 1,422 | 251 | 141 | 110 |
| 36 | 2,066 | 1,022 | 1,044 | 1,887 | 923 | 964 | 179 | 99 | 80 |
| 37 | 1,912 | 988 | 924 | 1,772 | 912 | 860 | 140 | 76 | 64 |
| 38 | 2,452 | 1,186 | 1,266 | 2,279 | 1,083 | 1,196 | 173 | 103 | 70 |
| 39 | 1,603 | 775 | 828 | 1,478 | 698 | 780 | 125 | 77 | 48 |
| 35 - 39 | 11,015 | 5,421 | 5,594 | 10,147 | 4,925 | 5,222 | 868 | 496 | 372 |

Table 18.7: Missenyi Municipal Council: Total Population by Age in Single Years, Five Year Age Groups, Sex and Rural-Urban

| Age | Total | | | Rural | | | Urban | | |
|----------------|--------------|--------------|--------------|--------------|--------------|--------------|------------|------------|------------|
| | Both Sexes | Male | Female | Both Sexes | Male | Female | Both Sexes | Male | Female |
| 40 | 2,996 | 1,461 | 1,535 | 2,781 | 1,351 | 1,430 | 215 | 110 | 105 |
| 41 | 1,027 | 532 | 495 | 976 | 500 | 476 | 51 | 32 | 19 |
| 42 | 2,154 | 1,142 | 1,012 | 2,020 | 1,058 | 962 | 134 | 84 | 50 |
| 43 | 1,303 | 646 | 657 | 1,242 | 617 | 625 | 61 | 29 | 32 |
| 44 | 1,189 | 614 | 575 | 1,120 | 580 | 540 | 69 | 34 | 35 |
| 40 - 44 | 8,669 | 4,395 | 4,274 | 8,139 | 4,106 | 4,033 | 530 | 289 | 241 |
| 45 | 1,864 | 989 | 875 | 1,741 | 922 | 819 | 123 | 67 | 56 |
| 46 | 1,191 | 635 | 556 | 1,125 | 589 | 536 | 66 | 46 | 20 |
| 47 | 1,130 | 577 | 553 | 1,070 | 543 | 527 | 60 | 34 | 26 |
| 48 | 1,503 | 742 | 761 | 1,438 | 706 | 732 | 65 | 36 | 29 |
| 49 | 1,023 | 514 | 509 | 964 | 482 | 482 | 59 | 32 | 27 |
| 45 - 49 | 6,711 | 3,457 | 3,254 | 6,338 | 3,242 | 3,096 | 373 | 215 | 158 |
| 50 | 1,761 | 783 | 978 | 1,672 | 730 | 942 | 89 | 53 | 36 |
| 51 | 767 | 380 | 387 | 730 | 361 | 369 | 37 | 19 | 18 |
| 52 | 1,376 | 707 | 669 | 1,316 | 678 | 638 | 60 | 29 | 31 |
| 53 | 853 | 398 | 455 | 810 | 378 | 432 | 43 | 20 | 23 |
| 54 | 932 | 462 | 470 | 893 | 439 | 454 | 39 | 23 | 16 |
| 50 - 54 | 5,689 | 2,730 | 2,959 | 5,421 | 2,586 | 2,835 | 268 | 144 | 124 |
| 55 | 864 | 425 | 439 | 819 | 398 | 421 | 45 | 27 | 18 |
| 56 | 792 | 398 | 394 | 748 | 373 | 375 | 44 | 25 | 19 |
| 57 | 684 | 352 | 332 | 663 | 338 | 325 | 21 | 14 | 7 |
| 58 | 818 | 395 | 423 | 785 | 378 | 407 | 33 | 17 | 16 |
| 59 | 516 | 241 | 275 | 499 | 233 | 266 | 17 | 8 | 9 |
| 55 - 59 | 3,674 | 1,811 | 1,863 | 3,514 | 1,720 | 1,794 | 160 | 91 | 69 |
| 60 | 1,518 | 637 | 881 | 1,476 | 618 | 858 | 42 | 19 | 23 |
| 61 | 498 | 223 | 275 | 484 | 213 | 271 | 14 | 10 | 4 |
| 62 | 762 | 398 | 364 | 741 | 390 | 351 | 21 | 8 | 13 |
| 63 | 612 | 294 | 318 | 590 | 281 | 309 | 22 | 13 | 9 |
| 64 | 548 | 269 | 279 | 536 | 261 | 275 | 12 | 8 | 4 |
| 60 - 64 | 3,938 | 1,821 | 2,117 | 3,827 | 1,763 | 2,064 | 111 | 58 | 53 |
| 65 | 723 | 285 | 438 | 704 | 278 | 426 | 19 | 7 | 12 |
| 66 | 423 | 195 | 228 | 411 | 190 | 221 | 12 | 5 | 7 |
| 67 | 534 | 265 | 269 | 523 | 259 | 264 | 11 | 6 | 5 |
| 68 | 451 | 197 | 254 | 441 | 193 | 248 | 10 | 4 | 6 |
| 69 | 262 | 135 | 127 | 260 | 134 | 126 | 2 | 1 | 1 |
| 65 - 69 | 2,393 | 1,077 | 1,316 | 2,339 | 1,054 | 1,285 | 54 | 23 | 31 |
| 70 | 1,029 | 368 | 661 | 1,009 | 363 | 646 | 20 | 5 | 15 |
| 71 | 228 | 103 | 125 | 223 | 100 | 123 | 5 | 3 | 2 |
| 72 | 584 | 260 | 324 | 570 | 256 | 314 | 14 | 4 | 10 |
| 73 | 338 | 156 | 182 | 327 | 149 | 178 | 11 | 7 | 4 |
| 74 | 316 | 148 | 168 | 311 | 144 | 167 | 5 | 4 | 1 |
| 70 - 74 | 2,495 | 1,035 | 1,460 | 2,440 | 1,012 | 1,428 | 55 | 23 | 32 |
| 75 | 604 | 246 | 358 | 593 | 244 | 349 | 11 | 2 | 9 |
| 76 | 366 | 153 | 213 | 359 | 152 | 207 | 7 | 1 | 6 |
| 77 | 247 | 132 | 115 | 241 | 127 | 114 | 6 | 5 | 1 |
| 78 | 354 | 151 | 203 | 346 | 148 | 198 | 8 | 3 | 5 |
| 79 | 269 | 142 | 127 | 266 | 140 | 126 | 3 | 2 | 1 |
| 75 - 79 | 1,840 | 824 | 1,016 | 1,805 | 811 | 994 | 35 | 13 | 22 |
| 80+ | 2,636 | 1,109 | 1,527 | 2,579 | 1,090 | 1,489 | 57 | 19 | 38 |

Table 18.8: Kyerwa District Council: Total Population by Age in Single Years, Five Year Age Groups, Sex and Rural-Urban

| Age | Total | | | Rural | | | Urban | | |
|----------------|----------------|----------------|----------------|----------------|----------------|----------------|------------|----------|----------|
| | Both Sexes | Male | Female | Both Sexes | Male | Female | Both Sexes | Male | Female |
| Total | 321,026 | 157,198 | 163,828 | 321,026 | 157,198 | 163,828 | 0 | 0 | 0 |
| 0 | 12,551 | 6,292 | 6,259 | 12,551 | 6,292 | 6,259 | 0 | 0 | 0 |
| 1 | 11,733 | 5,800 | 5,933 | 11,733 | 5,800 | 5,933 | 0 | 0 | 0 |
| 2 | 12,271 | 6,071 | 6,200 | 12,271 | 6,071 | 6,200 | 0 | 0 | 0 |
| 3 | 11,783 | 5,886 | 5,897 | 11,783 | 5,886 | 5,897 | 0 | 0 | 0 |
| 4 | 13,138 | 6,515 | 6,623 | 13,138 | 6,515 | 6,623 | 0 | 0 | 0 |
| 0 - 4 | 61,476 | 30,564 | 30,912 | 61,476 | 30,564 | 30,912 | 0 | 0 | 0 |
| 5 | 10,531 | 5,296 | 5,235 | 10,531 | 5,296 | 5,235 | 0 | 0 | 0 |
| 6 | 11,286 | 5,589 | 5,697 | 11,286 | 5,589 | 5,697 | 0 | 0 | 0 |
| 7 | 11,000 | 5,640 | 5,360 | 11,000 | 5,640 | 5,360 | 0 | 0 | 0 |
| 8 | 10,165 | 5,039 | 5,126 | 10,165 | 5,039 | 5,126 | 0 | 0 | 0 |
| 9 | 9,164 | 4,648 | 4,516 | 9,164 | 4,648 | 4,516 | 0 | 0 | 0 |
| 5 - 9 | 52,146 | 26,212 | 25,934 | 52,146 | 26,212 | 25,934 | 0 | 0 | 0 |
| 10 | 10,709 | 5,360 | 5,349 | 10,709 | 5,360 | 5,349 | 0 | 0 | 0 |
| 11 | 7,377 | 3,580 | 3,797 | 7,377 | 3,580 | 3,797 | 0 | 0 | 0 |
| 12 | 11,852 | 5,769 | 6,083 | 11,852 | 5,769 | 6,083 | 0 | 0 | 0 |
| 13 | 8,507 | 4,255 | 4,252 | 8,507 | 4,255 | 4,252 | 0 | 0 | 0 |
| 14 | 7,791 | 3,750 | 4,041 | 7,791 | 3,750 | 4,041 | 0 | 0 | 0 |
| 10 - 14 | 46,236 | 22,714 | 23,522 | 46,236 | 22,714 | 23,522 | 0 | 0 | 0 |
| 15 | 6,906 | 3,535 | 3,371 | 6,906 | 3,535 | 3,371 | 0 | 0 | 0 |
| 16 | 6,879 | 3,456 | 3,423 | 6,879 | 3,456 | 3,423 | 0 | 0 | 0 |
| 17 | 6,101 | 3,245 | 2,856 | 6,101 | 3,245 | 2,856 | 0 | 0 | 0 |
| 18 | 6,838 | 3,317 | 3,521 | 6,838 | 3,317 | 3,521 | 0 | 0 | 0 |
| 19 | 4,994 | 2,318 | 2,676 | 4,994 | 2,318 | 2,676 | 0 | 0 | 0 |
| 15 - 19 | 31,718 | 15,871 | 15,847 | 31,718 | 15,871 | 15,847 | 0 | 0 | 0 |
| 20 | 6,686 | 2,929 | 3,757 | 6,686 | 2,929 | 3,757 | 0 | 0 | 0 |
| 21 | 3,955 | 1,873 | 2,082 | 3,955 | 1,873 | 2,082 | 0 | 0 | 0 |
| 22 | 5,518 | 2,474 | 3,044 | 5,518 | 2,474 | 3,044 | 0 | 0 | 0 |
| 23 | 4,106 | 1,888 | 2,218 | 4,106 | 1,888 | 2,218 | 0 | 0 | 0 |
| 24 | 4,221 | 1,974 | 2,247 | 4,221 | 1,974 | 2,247 | 0 | 0 | 0 |
| 20 - 24 | 24,486 | 11,138 | 13,348 | 24,486 | 11,138 | 13,348 | 0 | 0 | 0 |
| 25 | 5,183 | 2,428 | 2,755 | 5,183 | 2,428 | 2,755 | 0 | 0 | 0 |
| 26 | 4,365 | 2,083 | 2,282 | 4,365 | 2,083 | 2,282 | 0 | 0 | 0 |
| 27 | 4,227 | 2,042 | 2,185 | 4,227 | 2,042 | 2,185 | 0 | 0 | 0 |
| 28 | 5,129 | 2,337 | 2,792 | 5,129 | 2,337 | 2,792 | 0 | 0 | 0 |
| 29 | 3,443 | 1,641 | 1,802 | 3,443 | 1,641 | 1,802 | 0 | 0 | 0 |
| 25 - 29 | 22,347 | 10,531 | 11,816 | 22,347 | 10,531 | 11,816 | 0 | 0 | 0 |
| 30 | 6,151 | 2,799 | 3,352 | 6,151 | 2,799 | 3,352 | 0 | 0 | 0 |
| 31 | 2,485 | 1,242 | 1,243 | 2,485 | 1,242 | 1,243 | 0 | 0 | 0 |
| 32 | 4,645 | 2,345 | 2,300 | 4,645 | 2,345 | 2,300 | 0 | 0 | 0 |
| 33 | 2,966 | 1,474 | 1,492 | 2,966 | 1,474 | 1,492 | 0 | 0 | 0 |
| 34 | 2,770 | 1,347 | 1,423 | 2,770 | 1,347 | 1,423 | 0 | 0 | 0 |
| 30 - 34 | 19,017 | 9,207 | 9,810 | 19,017 | 9,207 | 9,810 | 0 | 0 | 0 |
| 35 | 4,224 | 2,082 | 2,142 | 4,224 | 2,082 | 2,142 | 0 | 0 | 0 |
| 36 | 3,015 | 1,464 | 1,551 | 3,015 | 1,464 | 1,551 | 0 | 0 | 0 |
| 37 | 2,993 | 1,505 | 1,488 | 2,993 | 1,505 | 1,488 | 0 | 0 | 0 |
| 38 | 3,613 | 1,693 | 1,920 | 3,613 | 1,693 | 1,920 | 0 | 0 | 0 |
| 39 | 2,445 | 1,211 | 1,234 | 2,445 | 1,211 | 1,234 | 0 | 0 | 0 |
| 35 - 39 | 16,290 | 7,955 | 8,335 | 16,290 | 7,955 | 8,335 | 0 | 0 | 0 |

Table 18.8: Kyerwa District Council: Total Population by Age in Single Years, Five Year Age Groups, Sex and Rural-Urban

| Age | Total | | | Rural | | | Urban | | |
|----------------|---------------|--------------|--------------|---------------|--------------|--------------|------------|----------|----------|
| | Both Sexes | Male | Female | Both Sexes | Male | Female | Both Sexes | Male | Female |
| 40 | 4,322 | 2,002 | 2,320 | 4,322 | 2,002 | 2,320 | 0 | 0 | 0 |
| 41 | 1,428 | 744 | 684 | 1,428 | 744 | 684 | 0 | 0 | 0 |
| 42 | 3,115 | 1,639 | 1,476 | 3,115 | 1,639 | 1,476 | 0 | 0 | 0 |
| 43 | 1,734 | 808 | 926 | 1,734 | 808 | 926 | 0 | 0 | 0 |
| 44 | 1,796 | 922 | 874 | 1,796 | 922 | 874 | 0 | 0 | 0 |
| 40 - 44 | 12,395 | 6,115 | 6,280 | 12,395 | 6,115 | 6,280 | 0 | 0 | 0 |
| 45 | 2,726 | 1,354 | 1,372 | 2,726 | 1,354 | 1,372 | 0 | 0 | 0 |
| 46 | 1,866 | 894 | 972 | 1,866 | 894 | 972 | 0 | 0 | 0 |
| 47 | 1,556 | 786 | 770 | 1,556 | 786 | 770 | 0 | 0 | 0 |
| 48 | 2,104 | 965 | 1,139 | 2,104 | 965 | 1,139 | 0 | 0 | 0 |
| 49 | 1,376 | 705 | 671 | 1,376 | 705 | 671 | 0 | 0 | 0 |
| 45 - 49 | 9,628 | 4,704 | 4,924 | 9,628 | 4,704 | 4,924 | 0 | 0 | 0 |
| 50 | 2,590 | 1,172 | 1,418 | 2,590 | 1,172 | 1,418 | 0 | 0 | 0 |
| 51 | 953 | 477 | 476 | 953 | 477 | 476 | 0 | 0 | 0 |
| 52 | 1,732 | 870 | 862 | 1,732 | 870 | 862 | 0 | 0 | 0 |
| 53 | 968 | 479 | 489 | 968 | 479 | 489 | 0 | 0 | 0 |
| 54 | 1,081 | 522 | 559 | 1,081 | 522 | 559 | 0 | 0 | 0 |
| 50 - 54 | 7,324 | 3,520 | 3,804 | 7,324 | 3,520 | 3,804 | 0 | 0 | 0 |
| 55 | 1,167 | 570 | 597 | 1,167 | 570 | 597 | 0 | 0 | 0 |
| 56 | 1,079 | 496 | 583 | 1,079 | 496 | 583 | 0 | 0 | 0 |
| 57 | 858 | 431 | 427 | 858 | 431 | 427 | 0 | 0 | 0 |
| 58 | 1,064 | 498 | 566 | 1,064 | 498 | 566 | 0 | 0 | 0 |
| 59 | 530 | 245 | 285 | 530 | 245 | 285 | 0 | 0 | 0 |
| 55 - 59 | 4,698 | 2,240 | 2,458 | 4,698 | 2,240 | 2,458 | 0 | 0 | 0 |
| 60 | 1,881 | 809 | 1,072 | 1,881 | 809 | 1,072 | 0 | 0 | 0 |
| 61 | 454 | 236 | 218 | 454 | 236 | 218 | 0 | 0 | 0 |
| 62 | 984 | 549 | 435 | 984 | 549 | 435 | 0 | 0 | 0 |
| 63 | 535 | 290 | 245 | 535 | 290 | 245 | 0 | 0 | 0 |
| 64 | 545 | 301 | 244 | 545 | 301 | 244 | 0 | 0 | 0 |
| 60 - 64 | 4,399 | 2,185 | 2,214 | 4,399 | 2,185 | 2,214 | 0 | 0 | 0 |
| 65 | 842 | 364 | 478 | 842 | 364 | 478 | 0 | 0 | 0 |
| 66 | 432 | 236 | 196 | 432 | 236 | 196 | 0 | 0 | 0 |
| 67 | 538 | 280 | 258 | 538 | 280 | 258 | 0 | 0 | 0 |
| 68 | 523 | 236 | 287 | 523 | 236 | 287 | 0 | 0 | 0 |
| 69 | 257 | 133 | 124 | 257 | 133 | 124 | 0 | 0 | 0 |
| 65 - 69 | 2,592 | 1,249 | 1,343 | 2,592 | 1,249 | 1,343 | 0 | 0 | 0 |
| 70 | 1,103 | 447 | 656 | 1,103 | 447 | 656 | 0 | 0 | 0 |
| 71 | 182 | 95 | 87 | 182 | 95 | 87 | 0 | 0 | 0 |
| 72 | 510 | 284 | 226 | 510 | 284 | 226 | 0 | 0 | 0 |
| 73 | 235 | 135 | 100 | 235 | 135 | 100 | 0 | 0 | 0 |
| 74 | 224 | 112 | 112 | 224 | 112 | 112 | 0 | 0 | 0 |
| 70 - 74 | 2,254 | 1,073 | 1,181 | 2,254 | 1,073 | 1,181 | 0 | 0 | 0 |
| 75 | 538 | 225 | 313 | 538 | 225 | 313 | 0 | 0 | 0 |
| 76 | 278 | 139 | 139 | 278 | 139 | 139 | 0 | 0 | 0 |
| 77 | 182 | 108 | 74 | 182 | 108 | 74 | 0 | 0 | 0 |
| 78 | 351 | 177 | 174 | 351 | 177 | 174 | 0 | 0 | 0 |
| 79 | 185 | 110 | 75 | 185 | 110 | 75 | 0 | 0 | 0 |
| 75 - 79 | 1,534 | 759 | 775 | 1,534 | 759 | 775 | 0 | 0 | 0 |
| 80+ | 2,486 | 1,161 | 1,325 | 2,486 | 1,161 | 1,325 | 0 | 0 | 0 |

Table 19.0: Mwanza Region: Total Population by Age in Single Years, Five Year Age Groups, Sex and Rural-Urban

| Age | Total | | | Rural | | | Urban | | |
|----------------|------------------|------------------|------------------|------------------|----------------|----------------|----------------|----------------|----------------|
| | Both Sexes | Male | Female | Both Sexes | Male | Female | Both Sexes | Male | Female |
| Total | 2,772,509 | 1,360,381 | 1,412,128 | 1,848,288 | 914,846 | 933,442 | 924,221 | 445,535 | 478,686 |
| 0 | 104,507 | 52,288 | 52,219 | 72,010 | 36,032 | 35,978 | 32,497 | 16,256 | 16,241 |
| 1 | 95,022 | 47,777 | 47,245 | 68,597 | 34,686 | 33,911 | 26,425 | 13,091 | 13,334 |
| 2 | 101,904 | 50,817 | 51,087 | 73,980 | 36,910 | 37,070 | 27,924 | 13,907 | 14,017 |
| 3 | 98,932 | 49,436 | 49,496 | 71,713 | 35,745 | 35,968 | 27,219 | 13,691 | 13,528 |
| 4 | 99,811 | 49,674 | 50,137 | 72,596 | 36,124 | 36,472 | 27,215 | 13,550 | 13,665 |
| 0 - 4 | 500,176 | 249,992 | 250,184 | 358,896 | 179,497 | 179,399 | 141,280 | 70,495 | 70,785 |
| 5 | 93,274 | 47,485 | 45,789 | 67,321 | 34,511 | 32,810 | 25,953 | 12,974 | 12,979 |
| 6 | 93,626 | 46,622 | 47,004 | 67,589 | 33,961 | 33,628 | 26,037 | 12,661 | 13,376 |
| 7 | 89,301 | 44,743 | 44,558 | 63,599 | 32,094 | 31,505 | 25,702 | 12,649 | 13,053 |
| 8 | 84,366 | 41,841 | 42,525 | 60,477 | 30,190 | 30,287 | 23,889 | 11,651 | 12,238 |
| 9 | 70,239 | 35,140 | 35,099 | 49,130 | 24,797 | 24,333 | 21,109 | 10,343 | 10,766 |
| 5 - 9 | 430,806 | 215,831 | 214,975 | 308,116 | 155,553 | 152,563 | 122,690 | 60,278 | 62,412 |
| 10 | 87,517 | 43,905 | 43,612 | 62,532 | 31,572 | 30,960 | 24,985 | 12,333 | 12,652 |
| 11 | 59,065 | 29,241 | 29,824 | 40,933 | 20,598 | 20,335 | 18,132 | 8,643 | 9,489 |
| 12 | 90,274 | 45,322 | 44,952 | 62,679 | 31,994 | 30,685 | 27,595 | 13,328 | 14,267 |
| 13 | 62,621 | 31,272 | 31,349 | 42,483 | 21,701 | 20,782 | 20,138 | 9,571 | 10,567 |
| 14 | 64,329 | 31,666 | 32,663 | 43,305 | 22,001 | 21,304 | 21,024 | 9,665 | 11,359 |
| 10 - 14 | 363,806 | 181,406 | 182,400 | 251,932 | 127,866 | 124,066 | 111,874 | 53,540 | 58,334 |
| 15 | 61,209 | 30,892 | 30,317 | 40,272 | 21,252 | 19,020 | 20,937 | 9,640 | 11,297 |
| 16 | 60,902 | 29,511 | 31,391 | 38,458 | 19,778 | 18,680 | 22,444 | 9,733 | 12,711 |
| 17 | 55,714 | 27,410 | 28,304 | 33,664 | 17,626 | 16,038 | 22,050 | 9,784 | 12,266 |
| 18 | 67,314 | 32,647 | 34,667 | 41,214 | 20,748 | 20,466 | 26,100 | 11,899 | 14,201 |
| 19 | 49,355 | 23,192 | 26,163 | 28,977 | 14,077 | 14,900 | 20,378 | 9,115 | 11,263 |
| 15 - 19 | 294,494 | 143,652 | 150,842 | 182,585 | 93,481 | 89,104 | 111,909 | 50,171 | 61,738 |
| 20 | 73,443 | 33,464 | 39,979 | 45,108 | 20,899 | 24,209 | 28,335 | 12,565 | 15,770 |
| 21 | 39,889 | 19,095 | 20,794 | 23,399 | 11,462 | 11,937 | 16,490 | 7,633 | 8,857 |
| 22 | 55,681 | 25,836 | 29,845 | 32,788 | 15,385 | 17,403 | 22,893 | 10,451 | 12,442 |
| 23 | 37,328 | 17,215 | 20,113 | 21,101 | 9,889 | 11,212 | 16,227 | 7,326 | 8,901 |
| 24 | 41,530 | 19,341 | 22,189 | 24,626 | 11,670 | 12,956 | 16,904 | 7,671 | 9,233 |
| 20 - 24 | 247,871 | 114,951 | 132,920 | 147,022 | 69,305 | 77,717 | 100,849 | 45,646 | 55,203 |
| 25 | 49,453 | 23,034 | 26,419 | 29,614 | 13,842 | 15,772 | 19,839 | 9,192 | 10,647 |
| 26 | 38,758 | 17,918 | 20,840 | 22,693 | 10,672 | 12,021 | 16,065 | 7,246 | 8,819 |
| 27 | 31,289 | 15,032 | 16,257 | 17,850 | 8,668 | 9,182 | 13,439 | 6,364 | 7,075 |
| 28 | 51,179 | 23,642 | 27,537 | 30,365 | 14,031 | 16,334 | 20,814 | 9,611 | 11,203 |
| 29 | 28,631 | 12,926 | 15,705 | 16,811 | 7,542 | 9,269 | 11,820 | 5,384 | 6,436 |
| 25 - 29 | 199,310 | 92,552 | 106,758 | 117,333 | 54,755 | 62,578 | 81,977 | 37,797 | 44,180 |
| 30 | 62,239 | 29,214 | 33,025 | 38,908 | 17,948 | 20,960 | 23,331 | 11,266 | 12,065 |
| 31 | 19,845 | 9,804 | 10,041 | 11,824 | 5,843 | 5,981 | 8,021 | 3,961 | 4,060 |
| 32 | 40,195 | 19,531 | 20,664 | 23,884 | 11,575 | 12,309 | 16,311 | 7,956 | 8,355 |
| 33 | 23,865 | 11,788 | 12,077 | 13,856 | 6,827 | 7,029 | 10,009 | 4,961 | 5,048 |
| 34 | 24,260 | 11,907 | 12,353 | 14,375 | 7,085 | 7,290 | 9,885 | 4,822 | 5,063 |
| 30 - 34 | 170,404 | 82,244 | 88,160 | 102,847 | 49,278 | 53,569 | 67,557 | 32,966 | 34,591 |
| 35 | 38,368 | 19,335 | 19,033 | 23,133 | 11,357 | 11,776 | 15,235 | 7,978 | 7,257 |
| 36 | 27,533 | 13,545 | 13,988 | 16,932 | 8,247 | 8,685 | 10,601 | 5,298 | 5,303 |
| 37 | 22,602 | 11,179 | 11,423 | 13,543 | 6,548 | 6,995 | 9,059 | 4,631 | 4,428 |
| 38 | 36,338 | 17,587 | 18,751 | 23,677 | 11,298 | 12,379 | 12,661 | 6,289 | 6,372 |
| 39 | 18,547 | 9,035 | 9,512 | 11,553 | 5,496 | 6,057 | 6,994 | 3,539 | 3,455 |
| 35 - 39 | 143,388 | 70,681 | 72,707 | 88,838 | 42,946 | 45,892 | 54,550 | 27,735 | 26,815 |

Table 19.0: Mwanza Region: Total Population by Age in Single Years, Five Year Age Groups, Sex and Rural-Urban

| Age | Total | | | Rural | | | Urban | | |
|----------------|----------------|---------------|---------------|---------------|---------------|---------------|---------------|---------------|---------------|
| | Both Sexes | Male | Female | Both Sexes | Male | Female | Both Sexes | Male | Female |
| 40 | 45,058 | 22,258 | 22,800 | 30,476 | 14,498 | 15,978 | 14,582 | 7,760 | 6,822 |
| 41 | 11,155 | 5,632 | 5,523 | 7,083 | 3,522 | 3,561 | 4,072 | 2,110 | 1,962 |
| 42 | 24,386 | 12,740 | 11,646 | 15,440 | 7,922 | 7,518 | 8,946 | 4,818 | 4,128 |
| 43 | 13,421 | 6,765 | 6,656 | 8,234 | 4,099 | 4,135 | 5,187 | 2,666 | 2,521 |
| 44 | 14,958 | 7,669 | 7,289 | 9,619 | 4,802 | 4,817 | 5,339 | 2,867 | 2,472 |
| 40 - 44 | 108,978 | 55,064 | 53,914 | 70,852 | 34,843 | 36,009 | 38,126 | 20,221 | 17,905 |
| 45 | 22,764 | 11,822 | 10,942 | 14,977 | 7,623 | 7,354 | 7,787 | 4,199 | 3,588 |
| 46 | 13,615 | 6,993 | 6,622 | 9,011 | 4,609 | 4,402 | 4,604 | 2,384 | 2,220 |
| 47 | 11,221 | 5,778 | 5,443 | 7,159 | 3,671 | 3,488 | 4,062 | 2,107 | 1,955 |
| 48 | 19,175 | 9,604 | 9,571 | 13,065 | 6,448 | 6,617 | 6,110 | 3,156 | 2,954 |
| 49 | 21,319 | 5,699 | 15,620 | 13,320 | 3,733 | 9,587 | 7,999 | 1,966 | 6,033 |
| 45 - 49 | 88,094 | 39,896 | 48,198 | 57,532 | 26,084 | 31,448 | 30,562 | 13,812 | 16,750 |
| 50 | 25,440 | 12,131 | 13,309 | 18,262 | 8,435 | 9,827 | 7,178 | 3,696 | 3,482 |
| 51 | 10,546 | 5,470 | 5,076 | 7,604 | 3,875 | 3,729 | 2,942 | 1,595 | 1,347 |
| 52 | 12,521 | 6,810 | 5,711 | 8,387 | 4,472 | 3,915 | 4,134 | 2,338 | 1,796 |
| 53 | 7,025 | 3,796 | 3,229 | 4,626 | 2,447 | 2,179 | 2,399 | 1,349 | 1,050 |
| 54 | 9,655 | 5,299 | 4,356 | 6,469 | 3,492 | 2,977 | 3,186 | 1,807 | 1,379 |
| 50 - 54 | 65,187 | 33,506 | 31,681 | 45,348 | 22,721 | 22,627 | 19,839 | 10,785 | 9,054 |
| 55 | 10,109 | 5,176 | 4,933 | 7,003 | 3,538 | 3,465 | 3,106 | 1,638 | 1,468 |
| 56 | 8,123 | 4,292 | 3,831 | 5,530 | 2,885 | 2,645 | 2,593 | 1,407 | 1,186 |
| 57 | 5,415 | 2,870 | 2,545 | 3,532 | 1,855 | 1,677 | 1,883 | 1,015 | 868 |
| 58 | 9,996 | 5,225 | 4,771 | 6,909 | 3,524 | 3,385 | 3,087 | 1,701 | 1,386 |
| 59 | 4,409 | 2,405 | 2,004 | 2,971 | 1,604 | 1,367 | 1,438 | 801 | 637 |
| 55 - 59 | 38,052 | 19,968 | 18,084 | 25,945 | 13,406 | 12,539 | 12,107 | 6,562 | 5,545 |
| 60 | 17,380 | 8,250 | 9,130 | 12,733 | 6,004 | 6,729 | 4,647 | 2,246 | 2,401 |
| 61 | 3,501 | 1,935 | 1,566 | 2,450 | 1,333 | 1,117 | 1,051 | 602 | 449 |
| 62 | 7,316 | 3,914 | 3,402 | 5,072 | 2,636 | 2,436 | 2,244 | 1,278 | 966 |
| 63 | 4,607 | 2,502 | 2,105 | 3,199 | 1,707 | 1,492 | 1,408 | 795 | 613 |
| 64 | 5,298 | 3,060 | 2,238 | 3,760 | 2,154 | 1,606 | 1,538 | 906 | 632 |
| 60 - 64 | 38,102 | 19,661 | 18,441 | 27,214 | 13,834 | 13,380 | 10,888 | 5,827 | 5,061 |
| 65 | 7,967 | 3,986 | 3,981 | 5,895 | 2,902 | 2,993 | 2,072 | 1,084 | 988 |
| 66 | 3,306 | 1,856 | 1,450 | 2,365 | 1,316 | 1,049 | 941 | 540 | 401 |
| 67 | 4,432 | 2,348 | 2,084 | 3,208 | 1,702 | 1,506 | 1,224 | 646 | 578 |
| 68 | 5,713 | 2,746 | 2,967 | 4,358 | 2,058 | 2,300 | 1,355 | 688 | 667 |
| 69 | 2,408 | 1,269 | 1,139 | 1,797 | 921 | 876 | 611 | 348 | 263 |
| 65 - 69 | 23,826 | 12,205 | 11,621 | 17,623 | 8,899 | 8,724 | 6,203 | 3,306 | 2,897 |
| 70 | 12,610 | 5,776 | 6,834 | 9,772 | 4,468 | 5,304 | 2,838 | 1,308 | 1,530 |
| 71 | 1,603 | 882 | 721 | 1,224 | 666 | 558 | 379 | 216 | 163 |
| 72 | 4,414 | 2,273 | 2,141 | 3,310 | 1,694 | 1,616 | 1,104 | 579 | 525 |
| 73 | 2,049 | 1,165 | 884 | 1,540 | 888 | 652 | 509 | 277 | 232 |
| 74 | 2,608 | 1,366 | 1,242 | 1,976 | 1,045 | 931 | 632 | 321 | 311 |
| 70 - 74 | 23,284 | 11,462 | 11,822 | 17,822 | 8,761 | 9,061 | 5,462 | 2,701 | 2,761 |
| 75 | 4,723 | 2,185 | 2,538 | 3,610 | 1,695 | 1,915 | 1,113 | 490 | 623 |
| 76 | 3,267 | 1,840 | 1,427 | 2,489 | 1,411 | 1,078 | 778 | 429 | 349 |
| 77 | 1,676 | 910 | 766 | 1,247 | 696 | 551 | 429 | 214 | 215 |
| 78 | 3,400 | 1,622 | 1,778 | 2,701 | 1,304 | 1,397 | 699 | 318 | 381 |
| 79 | 1,602 | 893 | 709 | 1,216 | 688 | 528 | 386 | 205 | 181 |
| 75 - 79 | 14,668 | 7,450 | 7,218 | 11,263 | 5,794 | 5,469 | 3,405 | 1,656 | 1,749 |
| 80+ | 22,063 | 9,860 | 12,203 | 17,120 | 7,823 | 9,297 | 4,943 | 2,037 | 2,906 |

Table 19.1: Ukerewe District Council: Total Population by Age in Single Years, Five Year Age Groups, Sex and Rural-Urban

| Age | Total | | | Rural | | | Urban | | |
|----------------|----------------|----------------|----------------|----------------|----------------|----------------|---------------|---------------|---------------|
| | Both Sexes | Male | Female | Both Sexes | Male | Female | Both Sexes | Male | Female |
| Total | 345,147 | 169,279 | 175,868 | 303,154 | 149,931 | 153,223 | 41,993 | 19,348 | 22,645 |
| 0 | 13,543 | 6,745 | 6,798 | 11,930 | 5,959 | 5,971 | 1,613 | 786 | 827 |
| 1 | 12,545 | 6,364 | 6,181 | 11,191 | 5,702 | 5,489 | 1,354 | 662 | 692 |
| 2 | 12,473 | 6,217 | 6,256 | 11,202 | 5,612 | 5,590 | 1,271 | 605 | 666 |
| 3 | 12,300 | 6,047 | 6,253 | 10,854 | 5,316 | 5,538 | 1,446 | 731 | 715 |
| 4 | 13,476 | 6,653 | 6,823 | 11,978 | 5,945 | 6,033 | 1,498 | 708 | 790 |
| 0 - 4 | 64,337 | 32,026 | 32,311 | 57,155 | 28,534 | 28,621 | 7,182 | 3,492 | 3,690 |
| 5 | 12,423 | 6,343 | 6,080 | 11,036 | 5,677 | 5,359 | 1,387 | 666 | 721 |
| 6 | 11,766 | 5,872 | 5,894 | 10,326 | 5,147 | 5,179 | 1,440 | 725 | 715 |
| 7 | 11,178 | 5,722 | 5,456 | 9,889 | 5,096 | 4,793 | 1,289 | 626 | 663 |
| 8 | 10,650 | 5,294 | 5,356 | 9,482 | 4,761 | 4,721 | 1,168 | 533 | 635 |
| 9 | 8,396 | 4,188 | 4,208 | 7,352 | 3,684 | 3,668 | 1,044 | 504 | 540 |
| 5 - 9 | 54,413 | 27,419 | 26,994 | 48,085 | 24,365 | 23,720 | 6,328 | 3,054 | 3,274 |
| 10 | 10,641 | 5,371 | 5,270 | 9,345 | 4,743 | 4,602 | 1,296 | 628 | 668 |
| 11 | 7,981 | 4,002 | 3,979 | 7,007 | 3,549 | 3,458 | 974 | 453 | 521 |
| 12 | 11,023 | 5,719 | 5,304 | 9,650 | 5,029 | 4,621 | 1,373 | 690 | 683 |
| 13 | 8,102 | 4,161 | 3,941 | 7,117 | 3,669 | 3,448 | 985 | 492 | 493 |
| 14 | 7,747 | 3,924 | 3,823 | 6,746 | 3,464 | 3,282 | 1,001 | 460 | 541 |
| 10 - 14 | 45,494 | 23,177 | 22,317 | 39,865 | 20,454 | 19,411 | 5,629 | 2,723 | 2,906 |
| 15 | 7,086 | 3,692 | 3,394 | 6,130 | 3,224 | 2,906 | 956 | 468 | 488 |
| 16 | 7,094 | 3,621 | 3,473 | 6,110 | 3,165 | 2,945 | 984 | 456 | 528 |
| 17 | 6,158 | 3,147 | 3,011 | 5,317 | 2,769 | 2,548 | 841 | 378 | 463 |
| 18 | 7,511 | 3,790 | 3,721 | 6,484 | 3,323 | 3,161 | 1,027 | 467 | 560 |
| 19 | 5,563 | 2,751 | 2,812 | 4,845 | 2,427 | 2,418 | 718 | 324 | 394 |
| 15 - 19 | 33,412 | 17,001 | 16,411 | 28,886 | 14,908 | 13,978 | 4,526 | 2,093 | 2,433 |
| 20 | 7,977 | 3,718 | 4,259 | 6,875 | 3,249 | 3,626 | 1,102 | 469 | 633 |
| 21 | 4,607 | 2,285 | 2,322 | 4,062 | 2,048 | 2,014 | 545 | 237 | 308 |
| 22 | 6,000 | 2,813 | 3,187 | 5,257 | 2,503 | 2,754 | 743 | 310 | 433 |
| 23 | 4,107 | 1,897 | 2,210 | 3,552 | 1,689 | 1,863 | 555 | 208 | 347 |
| 24 | 4,658 | 2,136 | 2,522 | 4,057 | 1,887 | 2,170 | 601 | 249 | 352 |
| 20 - 24 | 27,349 | 12,849 | 14,500 | 23,803 | 11,376 | 12,427 | 3,546 | 1,473 | 2,073 |
| 25 | 5,316 | 2,327 | 2,989 | 4,627 | 2,069 | 2,558 | 689 | 258 | 431 |
| 26 | 4,599 | 2,055 | 2,544 | 4,015 | 1,806 | 2,209 | 584 | 249 | 335 |
| 27 | 3,893 | 1,838 | 2,055 | 3,416 | 1,650 | 1,766 | 477 | 188 | 289 |
| 28 | 5,791 | 2,638 | 3,153 | 4,984 | 2,331 | 2,653 | 807 | 307 | 500 |
| 29 | 3,783 | 1,657 | 2,126 | 3,322 | 1,468 | 1,854 | 461 | 189 | 272 |
| 25 - 29 | 23,382 | 10,515 | 12,867 | 20,364 | 9,324 | 11,040 | 3,018 | 1,191 | 1,827 |
| 30 | 7,148 | 3,265 | 3,883 | 6,192 | 2,824 | 3,368 | 956 | 441 | 515 |
| 31 | 2,956 | 1,418 | 1,538 | 2,611 | 1,268 | 1,343 | 345 | 150 | 195 |
| 32 | 5,209 | 2,530 | 2,679 | 4,518 | 2,210 | 2,308 | 691 | 320 | 371 |
| 33 | 3,250 | 1,575 | 1,675 | 2,812 | 1,371 | 1,441 | 438 | 204 | 234 |
| 34 | 3,301 | 1,584 | 1,717 | 2,854 | 1,385 | 1,469 | 447 | 199 | 248 |
| 30 - 34 | 21,864 | 10,372 | 11,492 | 18,987 | 9,058 | 9,929 | 2,877 | 1,314 | 1,563 |
| 35 | 4,388 | 2,165 | 2,223 | 3,819 | 1,883 | 1,936 | 569 | 282 | 287 |
| 36 | 3,735 | 1,776 | 1,959 | 3,272 | 1,555 | 1,717 | 463 | 221 | 242 |
| 37 | 2,881 | 1,420 | 1,461 | 2,530 | 1,254 | 1,276 | 351 | 166 | 185 |
| 38 | 4,339 | 2,075 | 2,264 | 3,831 | 1,843 | 1,988 | 508 | 232 | 276 |
| 39 | 2,651 | 1,247 | 1,404 | 2,315 | 1,081 | 1,234 | 336 | 166 | 170 |
| 35 - 39 | 17,994 | 8,683 | 9,311 | 15,767 | 7,616 | 8,151 | 2,227 | 1,067 | 1,160 |

Table 19.1: Ukerewe District Council: Total Population by Age in Single Years, Five Year Age Groups, Sex and Rural-Urban

| Age | Total | | | Rural | | | Urban | | |
|----------------|---------------|--------------|--------------|---------------|--------------|--------------|--------------|------------|------------|
| | Both Sexes | Male | Female | Both Sexes | Male | Female | Both Sexes | Male | Female |
| 40 | 5,240 | 2,566 | 2,674 | 4,601 | 2,258 | 2,343 | 639 | 308 | 331 |
| 41 | 1,649 | 772 | 877 | 1,455 | 676 | 779 | 194 | 96 | 98 |
| 42 | 3,169 | 1,615 | 1,554 | 2,806 | 1,446 | 1,360 | 363 | 169 | 194 |
| 43 | 1,723 | 921 | 802 | 1,499 | 813 | 686 | 224 | 108 | 116 |
| 44 | 2,016 | 1,002 | 1,014 | 1,784 | 886 | 898 | 232 | 116 | 116 |
| 40 - 44 | 13,797 | 6,876 | 6,921 | 12,145 | 6,079 | 6,066 | 1,652 | 797 | 855 |
| 45 | 2,669 | 1,342 | 1,327 | 2,317 | 1,172 | 1,145 | 352 | 170 | 182 |
| 46 | 1,940 | 984 | 956 | 1,736 | 877 | 859 | 204 | 107 | 97 |
| 47 | 1,535 | 792 | 743 | 1,361 | 713 | 648 | 174 | 79 | 95 |
| 48 | 2,545 | 1,243 | 1,302 | 2,237 | 1,115 | 1,122 | 308 | 128 | 180 |
| 49 | 2,981 | 743 | 2,238 | 2,515 | 654 | 1,861 | 466 | 89 | 377 |
| 45 - 49 | 11,670 | 5,104 | 6,566 | 10,166 | 4,531 | 5,635 | 1,504 | 573 | 931 |
| 50 | 3,014 | 1,350 | 1,664 | 2,656 | 1,199 | 1,457 | 358 | 151 | 207 |
| 51 | 1,443 | 768 | 675 | 1,296 | 694 | 602 | 147 | 74 | 73 |
| 52 | 1,755 | 950 | 805 | 1,549 | 856 | 693 | 206 | 94 | 112 |
| 53 | 1,065 | 555 | 510 | 947 | 487 | 460 | 118 | 68 | 50 |
| 54 | 1,421 | 748 | 673 | 1,272 | 668 | 604 | 149 | 80 | 69 |
| 50 - 54 | 8,698 | 4,371 | 4,327 | 7,720 | 3,904 | 3,816 | 978 | 467 | 511 |
| 55 | 1,367 | 672 | 695 | 1,198 | 592 | 606 | 169 | 80 | 89 |
| 56 | 1,169 | 612 | 557 | 1,042 | 554 | 488 | 127 | 58 | 69 |
| 57 | 757 | 380 | 377 | 659 | 334 | 325 | 98 | 46 | 52 |
| 58 | 1,471 | 727 | 744 | 1,292 | 633 | 659 | 179 | 94 | 85 |
| 59 | 673 | 343 | 330 | 604 | 318 | 286 | 69 | 25 | 44 |
| 55 - 59 | 5,437 | 2,734 | 2,703 | 4,795 | 2,431 | 2,364 | 642 | 303 | 339 |
| 60 | 2,157 | 883 | 1,274 | 1,896 | 782 | 1,114 | 261 | 101 | 160 |
| 61 | 487 | 273 | 214 | 437 | 248 | 189 | 50 | 25 | 25 |
| 62 | 1,096 | 570 | 526 | 973 | 505 | 468 | 123 | 65 | 58 |
| 63 | 632 | 336 | 296 | 551 | 300 | 251 | 81 | 36 | 45 |
| 64 | 749 | 437 | 312 | 669 | 398 | 271 | 80 | 39 | 41 |
| 60 - 64 | 5,121 | 2,499 | 2,622 | 4,526 | 2,233 | 2,293 | 595 | 266 | 329 |
| 65 | 975 | 455 | 520 | 866 | 405 | 461 | 109 | 50 | 59 |
| 66 | 538 | 297 | 241 | 482 | 266 | 216 | 56 | 31 | 25 |
| 67 | 605 | 318 | 287 | 541 | 289 | 252 | 64 | 29 | 35 |
| 68 | 755 | 363 | 392 | 672 | 325 | 347 | 83 | 38 | 45 |
| 69 | 316 | 147 | 169 | 288 | 134 | 154 | 28 | 13 | 15 |
| 65 - 69 | 3,189 | 1,580 | 1,609 | 2,849 | 1,419 | 1,430 | 340 | 161 | 179 |
| 70 | 1,570 | 663 | 907 | 1,403 | 591 | 812 | 167 | 72 | 95 |
| 71 | 251 | 125 | 126 | 219 | 112 | 107 | 32 | 13 | 19 |
| 72 | 610 | 313 | 297 | 537 | 272 | 265 | 73 | 41 | 32 |
| 73 | 320 | 173 | 147 | 280 | 154 | 126 | 40 | 19 | 21 |
| 74 | 523 | 259 | 264 | 460 | 242 | 218 | 63 | 17 | 46 |
| 70 - 74 | 3,274 | 1,533 | 1,741 | 2,899 | 1,371 | 1,528 | 375 | 162 | 213 |
| 75 | 697 | 288 | 409 | 634 | 264 | 370 | 63 | 24 | 39 |
| 76 | 480 | 243 | 237 | 430 | 221 | 209 | 50 | 22 | 28 |
| 77 | 278 | 158 | 120 | 252 | 146 | 106 | 26 | 12 | 14 |
| 78 | 515 | 227 | 288 | 467 | 210 | 257 | 48 | 17 | 31 |
| 79 | 281 | 150 | 131 | 252 | 137 | 115 | 29 | 13 | 16 |
| 75 - 79 | 2,251 | 1,066 | 1,185 | 2,035 | 978 | 1,057 | 216 | 88 | 128 |
| 80+ | 3,465 | 1,474 | 1,991 | 3,107 | 1,350 | 1,757 | 358 | 124 | 234 |

Table 19.2: Magu District Council: Total Population by Age in Single Years, Five Year Age Groups, Sex and Rural-Urban

| Age | Total | | | Rural | | | Urban | | |
|----------------|----------------|----------------|----------------|----------------|----------------|----------------|---------------|---------------|---------------|
| | Both Sexes | Male | Female | Both Sexes | Male | Female | Both Sexes | Male | Female |
| Total | 299,759 | 146,461 | 153,298 | 260,526 | 127,965 | 132,561 | 39,233 | 18,496 | 20,737 |
| 0 | 10,743 | 5,254 | 5,489 | 9,316 | 4,561 | 4,755 | 1,427 | 693 | 734 |
| 1 | 10,577 | 5,396 | 5,181 | 9,527 | 4,870 | 4,657 | 1,050 | 526 | 524 |
| 2 | 11,563 | 5,715 | 5,848 | 10,295 | 5,089 | 5,206 | 1,268 | 626 | 642 |
| 3 | 11,403 | 5,674 | 5,729 | 10,215 | 5,071 | 5,144 | 1,188 | 603 | 585 |
| 4 | 11,147 | 5,663 | 5,484 | 10,013 | 5,129 | 4,884 | 1,134 | 534 | 600 |
| 0 - 4 | 55,433 | 27,702 | 27,731 | 49,366 | 24,720 | 24,646 | 6,067 | 2,982 | 3,085 |
| 5 | 10,653 | 5,476 | 5,177 | 9,563 | 4,945 | 4,618 | 1,090 | 531 | 559 |
| 6 | 10,875 | 5,497 | 5,378 | 9,743 | 4,948 | 4,795 | 1,132 | 549 | 583 |
| 7 | 10,261 | 5,119 | 5,142 | 9,192 | 4,607 | 4,585 | 1,069 | 512 | 557 |
| 8 | 9,571 | 4,723 | 4,848 | 8,554 | 4,218 | 4,336 | 1,017 | 505 | 512 |
| 9 | 7,994 | 3,977 | 4,017 | 7,143 | 3,576 | 3,567 | 851 | 401 | 450 |
| 5 - 9 | 49,354 | 24,792 | 24,562 | 44,195 | 22,294 | 21,901 | 5,159 | 2,498 | 2,661 |
| 10 | 10,451 | 5,236 | 5,215 | 9,321 | 4,653 | 4,668 | 1,130 | 583 | 547 |
| 11 | 6,558 | 3,224 | 3,334 | 5,760 | 2,866 | 2,894 | 798 | 358 | 440 |
| 12 | 10,284 | 5,130 | 5,154 | 9,038 | 4,555 | 4,483 | 1,246 | 575 | 671 |
| 13 | 6,997 | 3,544 | 3,453 | 6,150 | 3,144 | 3,006 | 847 | 400 | 447 |
| 14 | 7,056 | 3,491 | 3,565 | 6,119 | 3,044 | 3,075 | 937 | 447 | 490 |
| 10 - 14 | 41,346 | 20,625 | 20,721 | 36,388 | 18,262 | 18,126 | 4,958 | 2,363 | 2,595 |
| 15 | 6,737 | 3,500 | 3,237 | 5,867 | 3,110 | 2,757 | 870 | 390 | 480 |
| 16 | 6,611 | 3,259 | 3,352 | 5,634 | 2,856 | 2,778 | 977 | 403 | 574 |
| 17 | 5,557 | 2,930 | 2,627 | 4,725 | 2,543 | 2,182 | 832 | 387 | 445 |
| 18 | 6,849 | 3,424 | 3,425 | 5,777 | 2,929 | 2,848 | 1,072 | 495 | 577 |
| 19 | 4,641 | 2,238 | 2,403 | 3,808 | 1,863 | 1,945 | 833 | 375 | 458 |
| 15 - 19 | 30,395 | 15,351 | 15,044 | 25,811 | 13,301 | 12,510 | 4,584 | 2,050 | 2,534 |
| 20 | 7,504 | 3,475 | 4,029 | 6,367 | 2,958 | 3,409 | 1,137 | 517 | 620 |
| 21 | 3,894 | 1,888 | 2,006 | 3,217 | 1,569 | 1,648 | 677 | 319 | 358 |
| 22 | 5,421 | 2,523 | 2,898 | 4,487 | 2,128 | 2,359 | 934 | 395 | 539 |
| 23 | 3,423 | 1,557 | 1,866 | 2,827 | 1,285 | 1,542 | 596 | 272 | 324 |
| 24 | 4,031 | 1,872 | 2,159 | 3,371 | 1,584 | 1,787 | 660 | 288 | 372 |
| 20 - 24 | 24,273 | 11,315 | 12,958 | 20,269 | 9,524 | 10,745 | 4,004 | 1,791 | 2,213 |
| 25 | 5,094 | 2,340 | 2,754 | 4,306 | 1,988 | 2,318 | 788 | 352 | 436 |
| 26 | 3,662 | 1,650 | 2,012 | 3,024 | 1,376 | 1,648 | 638 | 274 | 364 |
| 27 | 2,866 | 1,345 | 1,521 | 2,300 | 1,058 | 1,242 | 566 | 287 | 279 |
| 28 | 5,031 | 2,157 | 2,874 | 4,156 | 1,777 | 2,379 | 875 | 380 | 495 |
| 29 | 2,724 | 1,223 | 1,501 | 2,218 | 990 | 1,228 | 506 | 233 | 273 |
| 25 - 29 | 19,377 | 8,715 | 10,662 | 16,004 | 7,189 | 8,815 | 3,373 | 1,526 | 1,847 |
| 30 | 6,472 | 2,953 | 3,519 | 5,470 | 2,485 | 2,985 | 1,002 | 468 | 534 |
| 31 | 1,842 | 904 | 938 | 1,526 | 768 | 758 | 316 | 136 | 180 |
| 32 | 4,091 | 1,849 | 2,242 | 3,397 | 1,521 | 1,876 | 694 | 328 | 366 |
| 33 | 2,299 | 1,088 | 1,211 | 1,865 | 880 | 985 | 434 | 208 | 226 |
| 34 | 2,299 | 1,104 | 1,195 | 1,917 | 915 | 1,002 | 382 | 189 | 193 |
| 30 - 34 | 17,003 | 7,898 | 9,105 | 14,175 | 6,569 | 7,606 | 2,828 | 1,329 | 1,499 |
| 35 | 3,942 | 1,942 | 2,000 | 3,347 | 1,662 | 1,685 | 595 | 280 | 315 |
| 36 | 2,785 | 1,367 | 1,418 | 2,380 | 1,154 | 1,226 | 405 | 213 | 192 |
| 37 | 2,229 | 1,027 | 1,202 | 1,824 | 845 | 979 | 405 | 182 | 223 |
| 38 | 3,787 | 1,809 | 1,978 | 3,243 | 1,536 | 1,707 | 544 | 273 | 271 |
| 39 | 1,717 | 827 | 890 | 1,460 | 700 | 760 | 257 | 127 | 130 |
| 35 - 39 | 14,460 | 6,972 | 7,488 | 12,254 | 5,897 | 6,357 | 2,206 | 1,075 | 1,131 |

Table 19.2: Magu District Council: Total Population by Age in Single Years, Five Year Age Groups, Sex and Rural-Urban

| Age | Total | | | Rural | | | Urban | | |
|----------------|---------------|--------------|--------------|--------------|--------------|--------------|--------------|------------|------------|
| | Both Sexes | Male | Female | Both Sexes | Male | Female | Both Sexes | Male | Female |
| 40 | 5,040 | 2,451 | 2,589 | 4,387 | 2,109 | 2,278 | 653 | 342 | 311 |
| 41 | 1,076 | 549 | 527 | 900 | 461 | 439 | 176 | 88 | 88 |
| 42 | 2,501 | 1,238 | 1,263 | 2,145 | 1,070 | 1,075 | 356 | 168 | 188 |
| 43 | 1,347 | 629 | 718 | 1,131 | 525 | 606 | 216 | 104 | 112 |
| 44 | 1,542 | 721 | 821 | 1,305 | 624 | 681 | 237 | 97 | 140 |
| 40 - 44 | 11,506 | 5,588 | 5,918 | 9,868 | 4,789 | 5,079 | 1,638 | 799 | 839 |
| 45 | 2,445 | 1,264 | 1,181 | 2,129 | 1,109 | 1,020 | 316 | 155 | 161 |
| 46 | 1,445 | 719 | 726 | 1,227 | 614 | 613 | 218 | 105 | 113 |
| 47 | 1,168 | 611 | 557 | 954 | 491 | 463 | 214 | 120 | 94 |
| 48 | 2,182 | 1,069 | 1,113 | 1,921 | 950 | 971 | 261 | 119 | 142 |
| 49 | 2,688 | 581 | 2,107 | 2,115 | 495 | 1,620 | 573 | 86 | 487 |
| 45 - 49 | 9,928 | 4,244 | 5,684 | 8,346 | 3,659 | 4,687 | 1,582 | 585 | 997 |
| 50 | 3,080 | 1,450 | 1,630 | 2,770 | 1,293 | 1,477 | 310 | 157 | 153 |
| 51 | 1,320 | 632 | 688 | 1,173 | 557 | 616 | 147 | 75 | 72 |
| 52 | 1,311 | 708 | 603 | 1,143 | 614 | 529 | 168 | 94 | 74 |
| 53 | 756 | 389 | 367 | 639 | 329 | 310 | 117 | 60 | 57 |
| 54 | 1,058 | 552 | 506 | 915 | 466 | 449 | 143 | 86 | 57 |
| 50 - 54 | 7,525 | 3,731 | 3,794 | 6,640 | 3,259 | 3,381 | 885 | 472 | 413 |
| 55 | 1,092 | 520 | 572 | 960 | 445 | 515 | 132 | 75 | 57 |
| 56 | 852 | 438 | 414 | 761 | 385 | 376 | 91 | 53 | 38 |
| 57 | 528 | 288 | 240 | 457 | 242 | 215 | 71 | 46 | 25 |
| 58 | 1,115 | 612 | 503 | 990 | 539 | 451 | 125 | 73 | 52 |
| 59 | 490 | 279 | 211 | 414 | 240 | 174 | 76 | 39 | 37 |
| 55 - 59 | 4,077 | 2,137 | 1,940 | 3,582 | 1,851 | 1,731 | 495 | 286 | 209 |
| 60 | 2,172 | 1,076 | 1,096 | 1,965 | 970 | 995 | 207 | 106 | 101 |
| 61 | 384 | 192 | 192 | 333 | 168 | 165 | 51 | 24 | 27 |
| 62 | 842 | 414 | 428 | 747 | 369 | 378 | 95 | 45 | 50 |
| 63 | 579 | 286 | 293 | 515 | 253 | 262 | 64 | 33 | 31 |
| 64 | 655 | 357 | 298 | 576 | 317 | 259 | 79 | 40 | 39 |
| 60 - 64 | 4,632 | 2,325 | 2,307 | 4,136 | 2,077 | 2,059 | 496 | 248 | 248 |
| 65 | 1,014 | 477 | 537 | 917 | 427 | 490 | 97 | 50 | 47 |
| 66 | 389 | 218 | 171 | 342 | 189 | 153 | 47 | 29 | 18 |
| 67 | 523 | 269 | 254 | 460 | 236 | 224 | 63 | 33 | 30 |
| 68 | 692 | 308 | 384 | 640 | 282 | 358 | 52 | 26 | 26 |
| 69 | 244 | 136 | 108 | 215 | 122 | 93 | 29 | 14 | 15 |
| 65 - 69 | 2,862 | 1,408 | 1,454 | 2,574 | 1,256 | 1,318 | 288 | 152 | 136 |
| 70 | 1,693 | 759 | 934 | 1,552 | 682 | 870 | 141 | 77 | 64 |
| 71 | 190 | 107 | 83 | 174 | 99 | 75 | 16 | 8 | 8 |
| 72 | 522 | 248 | 274 | 472 | 222 | 250 | 50 | 26 | 24 |
| 73 | 259 | 148 | 111 | 235 | 135 | 100 | 24 | 13 | 11 |
| 74 | 339 | 170 | 169 | 309 | 152 | 157 | 30 | 18 | 12 |
| 70 - 74 | 3,003 | 1,432 | 1,571 | 2,742 | 1,290 | 1,452 | 261 | 142 | 119 |
| 75 | 614 | 285 | 329 | 573 | 273 | 300 | 41 | 12 | 29 |
| 76 | 413 | 243 | 170 | 359 | 208 | 151 | 54 | 35 | 19 |
| 77 | 200 | 110 | 90 | 175 | 95 | 80 | 25 | 15 | 10 |
| 78 | 423 | 202 | 221 | 403 | 188 | 215 | 20 | 14 | 6 |
| 79 | 175 | 106 | 69 | 155 | 97 | 58 | 20 | 9 | 11 |
| 75 - 79 | 1,825 | 946 | 879 | 1,665 | 861 | 804 | 160 | 85 | 75 |
| 80+ | 2,760 | 1,280 | 1,480 | 2,511 | 1,167 | 1,344 | 249 | 113 | 136 |

Table 19.3: Nyamagana Municipal Council: Total Population by Age in Single Years, Five Year Age Groups, Sex and Rural-Urban

| Age | Total | | | Rural | | | Urban | | |
|----------------|----------------|----------------|----------------|------------|----------|----------|----------------|----------------|----------------|
| | Both Sexes | Male | Female | Both Sexes | Male | Female | Both Sexes | Male | Female |
| Total | 363,452 | 177,812 | 185,640 | 0 | 0 | 0 | 363,452 | 177,812 | 185,640 |
| 0 | 12,920 | 6,446 | 6,474 | 0 | 0 | 0 | 12,920 | 6,446 | 6,474 |
| 1 | 10,242 | 5,136 | 5,106 | 0 | 0 | 0 | 10,242 | 5,136 | 5,106 |
| 2 | 10,574 | 5,250 | 5,324 | 0 | 0 | 0 | 10,574 | 5,250 | 5,324 |
| 3 | 10,402 | 5,212 | 5,190 | 0 | 0 | 0 | 10,402 | 5,212 | 5,190 |
| 4 | 10,490 | 5,290 | 5,200 | 0 | 0 | 0 | 10,490 | 5,290 | 5,200 |
| 0 - 4 | 54,628 | 27,334 | 27,294 | 0 | 0 | 0 | 54,628 | 27,334 | 27,294 |
| 5 | 9,907 | 4,937 | 4,970 | 0 | 0 | 0 | 9,907 | 4,937 | 4,970 |
| 6 | 9,744 | 4,740 | 5,004 | 0 | 0 | 0 | 9,744 | 4,740 | 5,004 |
| 7 | 9,885 | 4,921 | 4,964 | 0 | 0 | 0 | 9,885 | 4,921 | 4,964 |
| 8 | 9,109 | 4,447 | 4,662 | 0 | 0 | 0 | 9,109 | 4,447 | 4,662 |
| 9 | 8,182 | 4,003 | 4,179 | 0 | 0 | 0 | 8,182 | 4,003 | 4,179 |
| 5 - 9 | 46,827 | 23,048 | 23,779 | 0 | 0 | 0 | 46,827 | 23,048 | 23,779 |
| 10 | 9,380 | 4,590 | 4,790 | 0 | 0 | 0 | 9,380 | 4,590 | 4,790 |
| 11 | 6,884 | 3,277 | 3,607 | 0 | 0 | 0 | 6,884 | 3,277 | 3,607 |
| 12 | 10,488 | 4,960 | 5,528 | 0 | 0 | 0 | 10,488 | 4,960 | 5,528 |
| 13 | 7,801 | 3,730 | 4,071 | 0 | 0 | 0 | 7,801 | 3,730 | 4,071 |
| 14 | 7,806 | 3,519 | 4,287 | 0 | 0 | 0 | 7,806 | 3,519 | 4,287 |
| 10 - 14 | 42,359 | 20,076 | 22,283 | 0 | 0 | 0 | 42,359 | 20,076 | 22,283 |
| 15 | 7,886 | 3,640 | 4,246 | 0 | 0 | 0 | 7,886 | 3,640 | 4,246 |
| 16 | 8,398 | 3,666 | 4,732 | 0 | 0 | 0 | 8,398 | 3,666 | 4,732 |
| 17 | 8,696 | 3,903 | 4,793 | 0 | 0 | 0 | 8,696 | 3,903 | 4,793 |
| 18 | 10,348 | 4,766 | 5,582 | 0 | 0 | 0 | 10,348 | 4,766 | 5,582 |
| 19 | 8,218 | 3,661 | 4,557 | 0 | 0 | 0 | 8,218 | 3,661 | 4,557 |
| 15 - 19 | 43,546 | 19,636 | 23,910 | 0 | 0 | 0 | 43,546 | 19,636 | 23,910 |
| 20 | 11,468 | 5,173 | 6,295 | 0 | 0 | 0 | 11,468 | 5,173 | 6,295 |
| 21 | 6,787 | 3,182 | 3,605 | 0 | 0 | 0 | 6,787 | 3,182 | 3,605 |
| 22 | 9,571 | 4,409 | 5,162 | 0 | 0 | 0 | 9,571 | 4,409 | 5,162 |
| 23 | 6,882 | 3,229 | 3,653 | 0 | 0 | 0 | 6,882 | 3,229 | 3,653 |
| 24 | 7,093 | 3,338 | 3,755 | 0 | 0 | 0 | 7,093 | 3,338 | 3,755 |
| 20 - 24 | 41,801 | 19,331 | 22,470 | 0 | 0 | 0 | 41,801 | 19,331 | 22,470 |
| 25 | 8,317 | 4,060 | 4,257 | 0 | 0 | 0 | 8,317 | 4,060 | 4,257 |
| 26 | 6,669 | 3,129 | 3,540 | 0 | 0 | 0 | 6,669 | 3,129 | 3,540 |
| 27 | 5,597 | 2,700 | 2,897 | 0 | 0 | 0 | 5,597 | 2,700 | 2,897 |
| 28 | 8,724 | 4,217 | 4,507 | 0 | 0 | 0 | 8,724 | 4,217 | 4,507 |
| 29 | 4,908 | 2,308 | 2,600 | 0 | 0 | 0 | 4,908 | 2,308 | 2,600 |
| 25 - 29 | 34,215 | 16,414 | 17,801 | 0 | 0 | 0 | 34,215 | 16,414 | 17,801 |
| 30 | 9,596 | 4,794 | 4,802 | 0 | 0 | 0 | 9,596 | 4,794 | 4,802 |
| 31 | 3,234 | 1,618 | 1,616 | 0 | 0 | 0 | 3,234 | 1,618 | 1,616 |
| 32 | 6,692 | 3,344 | 3,348 | 0 | 0 | 0 | 6,692 | 3,344 | 3,348 |
| 33 | 4,076 | 2,037 | 2,039 | 0 | 0 | 0 | 4,076 | 2,037 | 2,039 |
| 34 | 4,061 | 1,999 | 2,062 | 0 | 0 | 0 | 4,061 | 1,999 | 2,062 |
| 30 - 34 | 27,659 | 13,792 | 13,867 | 0 | 0 | 0 | 27,659 | 13,792 | 13,867 |
| 35 | 6,288 | 3,434 | 2,854 | 0 | 0 | 0 | 6,288 | 3,434 | 2,854 |
| 36 | 4,371 | 2,179 | 2,192 | 0 | 0 | 0 | 4,371 | 2,179 | 2,192 |
| 37 | 3,641 | 1,928 | 1,713 | 0 | 0 | 0 | 3,641 | 1,928 | 1,713 |
| 38 | 4,931 | 2,470 | 2,461 | 0 | 0 | 0 | 4,931 | 2,470 | 2,461 |
| 39 | 2,802 | 1,429 | 1,373 | 0 | 0 | 0 | 2,802 | 1,429 | 1,373 |
| 35 - 39 | 22,033 | 11,440 | 10,593 | 0 | 0 | 0 | 22,033 | 11,440 | 10,593 |

Table 19.3: Nyamagana Municipal Council: Total Population by Age in Single Years, Five Year Age Groups, Sex and Rural-Urban

| Age | Total | | | Rural | | | Urban | | |
|----------------|---------------|--------------|--------------|------------|----------|----------|---------------|--------------|--------------|
| | Both Sexes | Male | Female | Both Sexes | Male | Female | Both Sexes | Male | Female |
| 40 | 5,766 | 3,144 | 2,622 | 0 | 0 | 0 | 5,766 | 3,144 | 2,622 |
| 41 | 1,582 | 859 | 723 | 0 | 0 | 0 | 1,582 | 859 | 723 |
| 42 | 3,587 | 2,036 | 1,551 | 0 | 0 | 0 | 3,587 | 2,036 | 1,551 |
| 43 | 2,047 | 1,104 | 943 | 0 | 0 | 0 | 2,047 | 1,104 | 943 |
| 44 | 2,172 | 1,220 | 952 | 0 | 0 | 0 | 2,172 | 1,220 | 952 |
| 40 - 44 | 15,154 | 8,363 | 6,791 | 0 | 0 | 0 | 15,154 | 8,363 | 6,791 |
| 45 | 3,038 | 1,694 | 1,344 | 0 | 0 | 0 | 3,038 | 1,694 | 1,344 |
| 46 | 1,782 | 935 | 847 | 0 | 0 | 0 | 1,782 | 935 | 847 |
| 47 | 1,575 | 833 | 742 | 0 | 0 | 0 | 1,575 | 833 | 742 |
| 48 | 2,412 | 1,302 | 1,110 | 0 | 0 | 0 | 2,412 | 1,302 | 1,110 |
| 49 | 2,687 | 824 | 1,863 | 0 | 0 | 0 | 2,687 | 824 | 1,863 |
| 45 - 49 | 11,494 | 5,588 | 5,906 | 0 | 0 | 0 | 11,494 | 5,588 | 5,906 |
| 50 | 2,724 | 1,437 | 1,287 | 0 | 0 | 0 | 2,724 | 1,437 | 1,287 |
| 51 | 1,069 | 582 | 487 | 0 | 0 | 0 | 1,069 | 582 | 487 |
| 52 | 1,668 | 985 | 683 | 0 | 0 | 0 | 1,668 | 985 | 683 |
| 53 | 968 | 567 | 401 | 0 | 0 | 0 | 968 | 567 | 401 |
| 54 | 1,245 | 723 | 522 | 0 | 0 | 0 | 1,245 | 723 | 522 |
| 50 - 54 | 7,674 | 4,294 | 3,380 | 0 | 0 | 0 | 7,674 | 4,294 | 3,380 |
| 55 | 1,227 | 659 | 568 | 0 | 0 | 0 | 1,227 | 659 | 568 |
| 56 | 1,065 | 590 | 475 | 0 | 0 | 0 | 1,065 | 590 | 475 |
| 57 | 763 | 400 | 363 | 0 | 0 | 0 | 763 | 400 | 363 |
| 58 | 1,196 | 674 | 522 | 0 | 0 | 0 | 1,196 | 674 | 522 |
| 59 | 517 | 314 | 203 | 0 | 0 | 0 | 517 | 314 | 203 |
| 55 - 59 | 4,768 | 2,637 | 2,131 | 0 | 0 | 0 | 4,768 | 2,637 | 2,131 |
| 60 | 1,712 | 847 | 865 | 0 | 0 | 0 | 1,712 | 847 | 865 |
| 61 | 388 | 232 | 156 | 0 | 0 | 0 | 388 | 232 | 156 |
| 62 | 851 | 503 | 348 | 0 | 0 | 0 | 851 | 503 | 348 |
| 63 | 555 | 323 | 232 | 0 | 0 | 0 | 555 | 323 | 232 |
| 64 | 603 | 361 | 242 | 0 | 0 | 0 | 603 | 361 | 242 |
| 60 - 64 | 4,109 | 2,266 | 1,843 | 0 | 0 | 0 | 4,109 | 2,266 | 1,843 |
| 65 | 783 | 427 | 356 | 0 | 0 | 0 | 783 | 427 | 356 |
| 66 | 345 | 208 | 137 | 0 | 0 | 0 | 345 | 208 | 137 |
| 67 | 447 | 234 | 213 | 0 | 0 | 0 | 447 | 234 | 213 |
| 68 | 486 | 236 | 250 | 0 | 0 | 0 | 486 | 236 | 250 |
| 69 | 249 | 142 | 107 | 0 | 0 | 0 | 249 | 142 | 107 |
| 65 - 69 | 2,310 | 1,247 | 1,063 | 0 | 0 | 0 | 2,310 | 1,247 | 1,063 |
| 70 | 1,016 | 497 | 519 | 0 | 0 | 0 | 1,016 | 497 | 519 |
| 71 | 122 | 76 | 46 | 0 | 0 | 0 | 122 | 76 | 46 |
| 72 | 421 | 227 | 194 | 0 | 0 | 0 | 421 | 227 | 194 |
| 73 | 184 | 106 | 78 | 0 | 0 | 0 | 184 | 106 | 78 |
| 74 | 208 | 104 | 104 | 0 | 0 | 0 | 208 | 104 | 104 |
| 70 - 74 | 1,951 | 1,010 | 941 | 0 | 0 | 0 | 1,951 | 1,010 | 941 |
| 75 | 386 | 178 | 208 | 0 | 0 | 0 | 386 | 178 | 208 |
| 76 | 276 | 148 | 128 | 0 | 0 | 0 | 276 | 148 | 128 |
| 77 | 158 | 80 | 78 | 0 | 0 | 0 | 158 | 80 | 78 |
| 78 | 242 | 129 | 113 | 0 | 0 | 0 | 242 | 129 | 113 |
| 79 | 133 | 73 | 60 | 0 | 0 | 0 | 133 | 73 | 60 |
| 75 - 79 | 1,195 | 608 | 587 | 0 | 0 | 0 | 1,195 | 608 | 587 |
| 80+ | 1,729 | 728 | 1,001 | 0 | 0 | 0 | 1,729 | 728 | 1,001 |

Table 19.4: Kwimba District Council: Total Population by Age in Single Years, Five Year Age Groups, Sex and Rural-Urban

| Age | Total | | | Rural | | | Urban | | |
|----------------|----------------|----------------|----------------|----------------|----------------|----------------|---------------|---------------|---------------|
| | Both Sexes | Male | Female | Both Sexes | Male | Female | Both Sexes | Male | Female |
| Total | 406,509 | 198,096 | 208,413 | 374,208 | 182,432 | 191,776 | 32,301 | 15,664 | 16,637 |
| 0 | 16,181 | 8,175 | 8,006 | 14,952 | 7,507 | 7,445 | 1,229 | 668 | 561 |
| 1 | 14,942 | 7,484 | 7,458 | 13,946 | 7,004 | 6,942 | 996 | 480 | 516 |
| 2 | 16,493 | 8,235 | 8,258 | 15,389 | 7,688 | 7,701 | 1,104 | 547 | 557 |
| 3 | 16,252 | 8,238 | 8,014 | 15,196 | 7,679 | 7,517 | 1,056 | 559 | 497 |
| 4 | 15,714 | 7,781 | 7,933 | 14,688 | 7,289 | 7,399 | 1,026 | 492 | 534 |
| 0 - 4 | 79,582 | 39,913 | 39,669 | 74,171 | 37,167 | 37,004 | 5,411 | 2,746 | 2,665 |
| 5 | 14,657 | 7,480 | 7,177 | 13,646 | 6,962 | 6,684 | 1,011 | 518 | 493 |
| 6 | 14,642 | 7,364 | 7,278 | 13,638 | 6,868 | 6,770 | 1,004 | 496 | 508 |
| 7 | 14,464 | 7,263 | 7,201 | 13,474 | 6,779 | 6,695 | 990 | 484 | 506 |
| 8 | 13,523 | 6,672 | 6,851 | 12,565 | 6,200 | 6,365 | 958 | 472 | 486 |
| 9 | 11,025 | 5,577 | 5,448 | 10,232 | 5,186 | 5,046 | 793 | 391 | 402 |
| 5 - 9 | 68,311 | 34,356 | 33,955 | 63,555 | 31,995 | 31,560 | 4,756 | 2,361 | 2,395 |
| 10 | 14,025 | 7,006 | 7,019 | 13,008 | 6,510 | 6,498 | 1,017 | 496 | 521 |
| 11 | 9,073 | 4,465 | 4,608 | 8,404 | 4,148 | 4,256 | 669 | 317 | 352 |
| 12 | 13,982 | 7,018 | 6,964 | 12,929 | 6,498 | 6,431 | 1,053 | 520 | 533 |
| 13 | 9,306 | 4,624 | 4,682 | 8,553 | 4,264 | 4,289 | 753 | 360 | 393 |
| 14 | 10,047 | 4,960 | 5,087 | 9,283 | 4,603 | 4,680 | 764 | 357 | 407 |
| 10 - 14 | 56,433 | 28,073 | 28,360 | 52,177 | 26,023 | 26,154 | 4,256 | 2,050 | 2,206 |
| 15 | 8,860 | 4,562 | 4,298 | 8,168 | 4,224 | 3,944 | 692 | 338 | 354 |
| 16 | 8,742 | 4,373 | 4,369 | 8,025 | 4,020 | 4,005 | 717 | 353 | 364 |
| 17 | 7,935 | 4,022 | 3,913 | 7,269 | 3,688 | 3,581 | 666 | 334 | 332 |
| 18 | 9,347 | 4,591 | 4,756 | 8,540 | 4,172 | 4,368 | 807 | 419 | 388 |
| 19 | 6,626 | 3,112 | 3,514 | 6,034 | 2,829 | 3,205 | 592 | 283 | 309 |
| 15 - 19 | 41,510 | 20,660 | 20,850 | 38,036 | 18,933 | 19,103 | 3,474 | 1,727 | 1,747 |
| 20 | 10,717 | 4,915 | 5,802 | 9,837 | 4,490 | 5,347 | 880 | 425 | 455 |
| 21 | 5,463 | 2,592 | 2,871 | 4,956 | 2,356 | 2,600 | 507 | 236 | 271 |
| 22 | 7,072 | 3,294 | 3,778 | 6,431 | 2,981 | 3,450 | 641 | 313 | 328 |
| 23 | 4,702 | 2,219 | 2,483 | 4,294 | 2,045 | 2,249 | 408 | 174 | 234 |
| 24 | 5,267 | 2,439 | 2,828 | 4,843 | 2,249 | 2,594 | 424 | 190 | 234 |
| 20 - 24 | 33,221 | 15,459 | 17,762 | 30,361 | 14,121 | 16,240 | 2,860 | 1,338 | 1,522 |
| 25 | 6,208 | 2,871 | 3,337 | 5,683 | 2,646 | 3,037 | 525 | 225 | 300 |
| 26 | 4,834 | 2,309 | 2,525 | 4,403 | 2,114 | 2,289 | 431 | 195 | 236 |
| 27 | 3,526 | 1,699 | 1,827 | 3,168 | 1,510 | 1,658 | 358 | 189 | 169 |
| 28 | 6,272 | 2,788 | 3,484 | 5,642 | 2,511 | 3,131 | 630 | 277 | 353 |
| 29 | 3,427 | 1,446 | 1,981 | 3,077 | 1,296 | 1,781 | 350 | 150 | 200 |
| 25 - 29 | 24,267 | 11,113 | 13,154 | 21,973 | 10,077 | 11,896 | 2,294 | 1,036 | 1,258 |
| 30 | 8,391 | 3,751 | 4,640 | 7,678 | 3,452 | 4,226 | 713 | 299 | 414 |
| 31 | 2,297 | 1,075 | 1,222 | 2,050 | 955 | 1,095 | 247 | 120 | 127 |
| 32 | 4,768 | 2,217 | 2,551 | 4,298 | 2,008 | 2,290 | 470 | 209 | 261 |
| 33 | 2,573 | 1,212 | 1,361 | 2,268 | 1,063 | 1,205 | 305 | 149 | 156 |
| 34 | 2,878 | 1,373 | 1,505 | 2,597 | 1,238 | 1,359 | 281 | 135 | 146 |
| 30 - 34 | 20,907 | 9,628 | 11,279 | 18,891 | 8,716 | 10,175 | 2,016 | 912 | 1,104 |
| 35 | 4,791 | 2,209 | 2,582 | 4,336 | 1,973 | 2,363 | 455 | 236 | 219 |
| 36 | 3,326 | 1,577 | 1,749 | 3,007 | 1,409 | 1,598 | 319 | 168 | 151 |
| 37 | 2,709 | 1,302 | 1,407 | 2,445 | 1,161 | 1,284 | 264 | 141 | 123 |
| 38 | 5,131 | 2,322 | 2,809 | 4,716 | 2,124 | 2,592 | 415 | 198 | 217 |
| 39 | 2,356 | 1,044 | 1,312 | 2,167 | 965 | 1,202 | 189 | 79 | 110 |
| 35 - 39 | 18,313 | 8,454 | 9,859 | 16,671 | 7,632 | 9,039 | 1,642 | 822 | 820 |

Table 19.4: Kwimba District Council: Total Population by Age in Single Years, Five Year Age Groups, Sex and Rural-Urban

| Age | Total | | | Rural | | | Urban | | |
|----------------|---------------|--------------|--------------|---------------|--------------|--------------|--------------|------------|------------|
| | Both Sexes | Male | Female | Both Sexes | Male | Female | Both Sexes | Male | Female |
| 40 | 6,873 | 3,130 | 3,743 | 6,377 | 2,872 | 3,505 | 496 | 258 | 238 |
| 41 | 1,453 | 704 | 749 | 1,305 | 622 | 683 | 148 | 82 | 66 |
| 42 | 3,227 | 1,561 | 1,666 | 2,920 | 1,411 | 1,509 | 307 | 150 | 157 |
| 43 | 1,788 | 812 | 976 | 1,609 | 742 | 867 | 179 | 70 | 109 |
| 44 | 1,964 | 991 | 973 | 1,803 | 905 | 898 | 161 | 86 | 75 |
| 40 - 44 | 15,305 | 7,198 | 8,107 | 14,014 | 6,552 | 7,462 | 1,291 | 646 | 645 |
| 45 | 3,386 | 1,616 | 1,770 | 3,092 | 1,470 | 1,622 | 294 | 146 | 148 |
| 46 | 1,875 | 893 | 982 | 1,712 | 816 | 896 | 163 | 77 | 86 |
| 47 | 1,495 | 719 | 776 | 1,368 | 660 | 708 | 127 | 59 | 68 |
| 48 | 2,826 | 1,378 | 1,448 | 2,581 | 1,244 | 1,337 | 245 | 134 | 111 |
| 49 | 3,050 | 825 | 2,225 | 2,599 | 749 | 1,850 | 451 | 76 | 375 |
| 45 - 49 | 12,632 | 5,431 | 7,201 | 11,352 | 4,939 | 6,413 | 1,280 | 492 | 788 |
| 50 | 4,197 | 1,930 | 2,267 | 3,904 | 1,785 | 2,119 | 293 | 145 | 148 |
| 51 | 1,741 | 893 | 848 | 1,579 | 800 | 779 | 162 | 93 | 69 |
| 52 | 1,790 | 945 | 845 | 1,631 | 864 | 767 | 159 | 81 | 78 |
| 53 | 895 | 471 | 424 | 808 | 421 | 387 | 87 | 50 | 37 |
| 54 | 1,287 | 665 | 622 | 1,178 | 611 | 567 | 109 | 54 | 55 |
| 50 - 54 | 9,910 | 4,904 | 5,006 | 9,100 | 4,481 | 4,619 | 810 | 423 | 387 |
| 55 | 1,641 | 845 | 796 | 1,498 | 779 | 719 | 143 | 66 | 77 |
| 56 | 1,094 | 560 | 534 | 1,015 | 520 | 495 | 79 | 40 | 39 |
| 57 | 682 | 352 | 330 | 604 | 317 | 287 | 78 | 35 | 43 |
| 58 | 1,416 | 703 | 713 | 1,311 | 650 | 661 | 105 | 53 | 52 |
| 59 | 584 | 287 | 297 | 522 | 255 | 267 | 62 | 32 | 30 |
| 55 - 59 | 5,417 | 2,747 | 2,670 | 4,950 | 2,521 | 2,429 | 467 | 226 | 241 |
| 60 | 2,836 | 1,385 | 1,451 | 2,613 | 1,276 | 1,337 | 223 | 109 | 114 |
| 61 | 492 | 238 | 254 | 449 | 217 | 232 | 43 | 21 | 22 |
| 62 | 1,075 | 537 | 538 | 972 | 487 | 485 | 103 | 50 | 53 |
| 63 | 821 | 421 | 400 | 755 | 379 | 376 | 66 | 42 | 24 |
| 64 | 808 | 451 | 357 | 732 | 401 | 331 | 76 | 50 | 26 |
| 60 - 64 | 6,032 | 3,032 | 3,000 | 5,521 | 2,760 | 2,761 | 511 | 272 | 239 |
| 65 | 1,342 | 653 | 689 | 1,207 | 590 | 617 | 135 | 63 | 72 |
| 66 | 506 | 290 | 216 | 466 | 266 | 200 | 40 | 24 | 16 |
| 67 | 712 | 366 | 346 | 655 | 334 | 321 | 57 | 32 | 25 |
| 68 | 999 | 489 | 510 | 927 | 439 | 488 | 72 | 50 | 22 |
| 69 | 461 | 209 | 252 | 431 | 194 | 237 | 30 | 15 | 15 |
| 65 - 69 | 4,020 | 2,007 | 2,013 | 3,686 | 1,823 | 1,863 | 334 | 184 | 150 |
| 70 | 2,347 | 1,113 | 1,234 | 2,174 | 1,021 | 1,153 | 173 | 92 | 81 |
| 71 | 252 | 131 | 121 | 233 | 122 | 111 | 19 | 9 | 10 |
| 72 | 795 | 401 | 394 | 727 | 369 | 358 | 68 | 32 | 36 |
| 73 | 311 | 163 | 148 | 283 | 145 | 138 | 28 | 18 | 10 |
| 74 | 403 | 207 | 196 | 374 | 192 | 182 | 29 | 15 | 14 |
| 70 - 74 | 4,108 | 2,015 | 2,093 | 3,791 | 1,849 | 1,942 | 317 | 166 | 151 |
| 75 | 854 | 410 | 444 | 782 | 377 | 405 | 72 | 33 | 39 |
| 76 | 585 | 333 | 252 | 531 | 301 | 230 | 54 | 32 | 22 |
| 77 | 275 | 134 | 141 | 243 | 119 | 124 | 32 | 15 | 17 |
| 78 | 617 | 278 | 339 | 562 | 259 | 303 | 55 | 19 | 36 |
| 79 | 272 | 137 | 135 | 242 | 119 | 123 | 30 | 18 | 12 |
| 75 - 79 | 2,603 | 1,292 | 1,311 | 2,360 | 1,175 | 1,185 | 243 | 117 | 126 |
| 80+ | 3,938 | 1,814 | 2,124 | 3,599 | 1,668 | 1,931 | 339 | 146 | 193 |

Table 19.5: Sengerema District Council: Total Population by Age in Single Years, Five Year Age Groups, Sex and Rural-Urban

| Age | Total | | | Rural | | | Urban | | |
|----------------|----------------|----------------|----------------|----------------|----------------|----------------|---------------|---------------|---------------|
| | Both Sexes | Male | Female | Both Sexes | Male | Female | Both Sexes | Male | Female |
| Total | 663,034 | 330,018 | 333,016 | 586,120 | 293,493 | 292,627 | 76,914 | 36,525 | 40,389 |
| 0 | 25,960 | 13,018 | 12,942 | 22,982 | 11,508 | 11,474 | 2,978 | 1,510 | 1,468 |
| 1 | 23,737 | 11,888 | 11,849 | 21,492 | 10,789 | 10,703 | 2,245 | 1,099 | 1,146 |
| 2 | 26,541 | 13,210 | 13,331 | 23,766 | 11,795 | 11,971 | 2,775 | 1,415 | 1,360 |
| 3 | 24,913 | 12,366 | 12,547 | 22,309 | 11,069 | 11,240 | 2,604 | 1,297 | 1,307 |
| 4 | 25,819 | 12,737 | 13,082 | 23,268 | 11,488 | 11,780 | 2,551 | 1,249 | 1,302 |
| 0 - 4 | 126,970 | 63,219 | 63,751 | 113,817 | 56,649 | 57,168 | 13,153 | 6,570 | 6,583 |
| 5 | 23,513 | 11,979 | 11,534 | 21,073 | 10,763 | 10,310 | 2,440 | 1,216 | 1,224 |
| 6 | 24,380 | 12,033 | 12,347 | 21,798 | 10,828 | 10,970 | 2,582 | 1,205 | 1,377 |
| 7 | 22,206 | 11,111 | 11,095 | 19,853 | 9,960 | 9,893 | 2,353 | 1,151 | 1,202 |
| 8 | 21,584 | 10,729 | 10,855 | 19,238 | 9,633 | 9,605 | 2,346 | 1,096 | 1,250 |
| 9 | 17,503 | 8,859 | 8,644 | 15,629 | 7,919 | 7,710 | 1,874 | 940 | 934 |
| 5 - 9 | 109,186 | 54,711 | 54,475 | 97,591 | 49,103 | 48,488 | 11,595 | 5,608 | 5,987 |
| 10 | 22,011 | 11,124 | 10,887 | 19,683 | 9,984 | 9,699 | 2,328 | 1,140 | 1,188 |
| 11 | 14,518 | 7,357 | 7,161 | 12,898 | 6,563 | 6,335 | 1,620 | 794 | 826 |
| 12 | 22,765 | 11,640 | 11,125 | 20,213 | 10,370 | 9,843 | 2,552 | 1,270 | 1,282 |
| 13 | 15,233 | 7,742 | 7,491 | 13,522 | 6,923 | 6,599 | 1,711 | 819 | 892 |
| 14 | 15,350 | 7,841 | 7,509 | 13,504 | 6,999 | 6,505 | 1,846 | 842 | 1,004 |
| 10 - 14 | 89,877 | 45,704 | 44,173 | 79,820 | 40,839 | 38,981 | 10,057 | 4,865 | 5,192 |
| 15 | 14,821 | 7,817 | 7,004 | 12,891 | 6,928 | 5,963 | 1,930 | 889 | 1,041 |
| 16 | 13,987 | 7,289 | 6,698 | 11,985 | 6,360 | 5,625 | 2,002 | 929 | 1,073 |
| 17 | 12,095 | 6,286 | 5,809 | 10,295 | 5,450 | 4,845 | 1,800 | 836 | 964 |
| 18 | 15,255 | 7,799 | 7,456 | 13,103 | 6,701 | 6,402 | 2,152 | 1,098 | 1,054 |
| 19 | 10,570 | 5,163 | 5,407 | 9,040 | 4,429 | 4,611 | 1,530 | 734 | 796 |
| 15 - 19 | 66,728 | 34,354 | 32,374 | 57,314 | 29,868 | 27,446 | 9,414 | 4,486 | 4,928 |
| 20 | 16,157 | 7,458 | 8,699 | 13,967 | 6,464 | 7,503 | 2,190 | 994 | 1,196 |
| 21 | 8,349 | 4,091 | 4,258 | 7,130 | 3,510 | 3,620 | 1,219 | 581 | 638 |
| 22 | 12,461 | 5,854 | 6,607 | 10,792 | 5,087 | 5,705 | 1,669 | 767 | 902 |
| 23 | 8,008 | 3,693 | 4,315 | 6,853 | 3,198 | 3,655 | 1,155 | 495 | 660 |
| 24 | 9,233 | 4,417 | 4,816 | 8,031 | 3,886 | 4,145 | 1,202 | 531 | 671 |
| 20 - 24 | 54,208 | 25,513 | 28,695 | 46,773 | 22,145 | 24,628 | 7,435 | 3,368 | 4,067 |
| 25 | 11,125 | 5,263 | 5,862 | 9,683 | 4,627 | 5,056 | 1,442 | 636 | 806 |
| 26 | 8,594 | 4,037 | 4,557 | 7,496 | 3,597 | 3,899 | 1,098 | 440 | 658 |
| 27 | 6,912 | 3,429 | 3,483 | 6,074 | 3,042 | 3,032 | 838 | 387 | 451 |
| 28 | 11,755 | 5,596 | 6,159 | 10,330 | 4,967 | 5,363 | 1,425 | 629 | 796 |
| 29 | 6,336 | 2,925 | 3,411 | 5,550 | 2,604 | 2,946 | 786 | 321 | 465 |
| 25 - 29 | 44,722 | 21,250 | 23,472 | 39,133 | 18,837 | 20,296 | 5,589 | 2,413 | 3,176 |
| 30 | 14,064 | 6,602 | 7,462 | 12,514 | 5,899 | 6,615 | 1,550 | 703 | 847 |
| 31 | 4,360 | 2,213 | 2,147 | 3,866 | 1,968 | 1,898 | 494 | 245 | 249 |
| 32 | 9,033 | 4,503 | 4,530 | 7,945 | 3,997 | 3,948 | 1,088 | 506 | 582 |
| 33 | 5,401 | 2,700 | 2,701 | 4,780 | 2,427 | 2,353 | 621 | 273 | 348 |
| 34 | 5,490 | 2,812 | 2,678 | 4,835 | 2,488 | 2,347 | 655 | 324 | 331 |
| 30 - 34 | 38,348 | 18,830 | 19,518 | 33,940 | 16,779 | 17,161 | 4,408 | 2,051 | 2,357 |
| 35 | 8,591 | 4,347 | 4,244 | 7,574 | 3,840 | 3,734 | 1,017 | 507 | 510 |
| 36 | 6,372 | 3,206 | 3,166 | 5,598 | 2,853 | 2,745 | 774 | 353 | 421 |
| 37 | 5,140 | 2,541 | 2,599 | 4,542 | 2,258 | 2,284 | 598 | 283 | 315 |
| 38 | 8,682 | 4,239 | 4,443 | 7,702 | 3,776 | 3,926 | 980 | 463 | 517 |
| 39 | 4,172 | 2,141 | 2,031 | 3,712 | 1,908 | 1,804 | 460 | 233 | 227 |
| 35 - 39 | 32,957 | 16,474 | 16,483 | 29,128 | 14,635 | 14,493 | 3,829 | 1,839 | 1,990 |

Table 19.5: Sengerema District Council: Total Population by Age in Single Years, Five Year Age Groups, Sex and Rural-Urban

| Age | Total | | | Rural | | | Urban | | |
|----------------|---------------|---------------|---------------|---------------|---------------|---------------|--------------|--------------|--------------|
| | Both Sexes | Male | Female | Both Sexes | Male | Female | Both Sexes | Male | Female |
| 40 | 10,491 | 5,108 | 5,383 | 9,466 | 4,616 | 4,850 | 1,025 | 492 | 533 |
| 41 | 2,510 | 1,296 | 1,214 | 2,241 | 1,167 | 1,074 | 269 | 129 | 140 |
| 42 | 5,698 | 3,011 | 2,687 | 5,028 | 2,686 | 2,342 | 670 | 325 | 345 |
| 43 | 2,993 | 1,520 | 1,473 | 2,638 | 1,351 | 1,287 | 355 | 169 | 186 |
| 44 | 3,607 | 1,816 | 1,791 | 3,189 | 1,598 | 1,591 | 418 | 218 | 200 |
| 40 - 44 | 25,299 | 12,751 | 12,548 | 22,562 | 11,418 | 11,144 | 2,737 | 1,333 | 1,404 |
| 45 | 5,259 | 2,781 | 2,478 | 4,650 | 2,481 | 2,169 | 609 | 300 | 309 |
| 46 | 3,243 | 1,725 | 1,518 | 2,881 | 1,555 | 1,326 | 362 | 170 | 192 |
| 47 | 2,631 | 1,369 | 1,262 | 2,318 | 1,227 | 1,091 | 313 | 142 | 171 |
| 48 | 4,574 | 2,310 | 2,264 | 4,065 | 2,052 | 2,013 | 509 | 258 | 251 |
| 49 | 4,277 | 1,360 | 2,917 | 3,536 | 1,227 | 2,309 | 741 | 133 | 608 |
| 45 - 49 | 19,984 | 9,545 | 10,439 | 17,450 | 8,542 | 8,908 | 2,534 | 1,003 | 1,531 |
| 50 | 6,096 | 2,815 | 3,281 | 5,481 | 2,539 | 2,942 | 615 | 276 | 339 |
| 51 | 2,454 | 1,263 | 1,191 | 2,200 | 1,130 | 1,070 | 254 | 133 | 121 |
| 52 | 3,040 | 1,610 | 1,430 | 2,686 | 1,406 | 1,280 | 354 | 204 | 150 |
| 53 | 1,677 | 916 | 761 | 1,477 | 808 | 669 | 200 | 108 | 92 |
| 54 | 2,373 | 1,312 | 1,061 | 2,102 | 1,185 | 917 | 271 | 127 | 144 |
| 50 - 54 | 15,640 | 7,916 | 7,724 | 13,946 | 7,068 | 6,878 | 1,694 | 848 | 846 |
| 55 | 2,392 | 1,170 | 1,222 | 2,095 | 1,041 | 1,054 | 297 | 129 | 168 |
| 56 | 1,960 | 1,022 | 938 | 1,713 | 894 | 819 | 247 | 128 | 119 |
| 57 | 1,347 | 697 | 650 | 1,162 | 609 | 553 | 185 | 88 | 97 |
| 58 | 2,428 | 1,241 | 1,187 | 2,141 | 1,095 | 1,046 | 287 | 146 | 141 |
| 59 | 1,058 | 574 | 484 | 928 | 508 | 420 | 130 | 66 | 64 |
| 55 - 59 | 9,185 | 4,704 | 4,481 | 8,039 | 4,147 | 3,892 | 1,146 | 557 | 589 |
| 60 | 4,270 | 1,957 | 2,313 | 3,836 | 1,778 | 2,058 | 434 | 179 | 255 |
| 61 | 861 | 483 | 378 | 766 | 432 | 334 | 95 | 51 | 44 |
| 62 | 1,780 | 937 | 843 | 1,538 | 810 | 728 | 242 | 127 | 115 |
| 63 | 988 | 547 | 441 | 869 | 479 | 390 | 119 | 68 | 51 |
| 64 | 1,324 | 774 | 550 | 1,161 | 682 | 479 | 163 | 92 | 71 |
| 60 - 64 | 9,223 | 4,698 | 4,525 | 8,170 | 4,181 | 3,989 | 1,053 | 517 | 536 |
| 65 | 1,971 | 1,016 | 955 | 1,750 | 914 | 836 | 221 | 102 | 119 |
| 66 | 837 | 478 | 359 | 726 | 417 | 309 | 111 | 61 | 50 |
| 67 | 1,110 | 616 | 494 | 986 | 556 | 430 | 124 | 60 | 64 |
| 68 | 1,498 | 721 | 777 | 1,343 | 643 | 700 | 155 | 78 | 77 |
| 69 | 627 | 336 | 291 | 546 | 287 | 259 | 81 | 49 | 32 |
| 65 - 69 | 6,043 | 3,167 | 2,876 | 5,351 | 2,817 | 2,534 | 692 | 350 | 342 |
| 70 | 3,062 | 1,395 | 1,667 | 2,719 | 1,254 | 1,465 | 343 | 141 | 202 |
| 71 | 389 | 222 | 167 | 352 | 202 | 150 | 37 | 20 | 17 |
| 72 | 1,152 | 594 | 558 | 1,020 | 528 | 492 | 132 | 66 | 66 |
| 73 | 501 | 310 | 191 | 443 | 277 | 166 | 58 | 33 | 25 |
| 74 | 620 | 356 | 264 | 549 | 308 | 241 | 71 | 48 | 23 |
| 70 - 74 | 5,724 | 2,877 | 2,847 | 5,083 | 2,569 | 2,514 | 641 | 308 | 333 |
| 75 | 1,129 | 545 | 584 | 998 | 493 | 505 | 131 | 52 | 79 |
| 76 | 791 | 458 | 333 | 697 | 407 | 290 | 94 | 51 | 43 |
| 77 | 402 | 246 | 156 | 360 | 220 | 140 | 42 | 26 | 16 |
| 78 | 870 | 410 | 460 | 772 | 366 | 406 | 98 | 44 | 54 |
| 79 | 406 | 257 | 149 | 366 | 234 | 132 | 40 | 23 | 17 |
| 75 - 79 | 3,598 | 1,916 | 1,682 | 3,193 | 1,720 | 1,473 | 405 | 196 | 209 |
| 80+ | 5,342 | 2,389 | 2,953 | 4,810 | 2,176 | 2,634 | 532 | 213 | 319 |

Table 19.6: Illemela Municipal Council: Total Population by Age in Single Years, Five Year Age Groups, Sex and Rural-Urban

| Age | Total | | | Rural | | | Urban | | |
|----------------|----------------|----------------|----------------|------------|----------|----------|----------------|----------------|----------------|
| | Both Sexes | Male | Female | Both Sexes | Male | Female | Both Sexes | Male | Female |
| Total | 343,001 | 164,718 | 178,283 | 0 | 0 | 0 | 343,001 | 164,718 | 178,283 |
| 0 | 11,361 | 5,642 | 5,719 | 0 | 0 | 0 | 11,361 | 5,642 | 5,719 |
| 1 | 9,764 | 4,814 | 4,950 | 0 | 0 | 0 | 9,764 | 4,814 | 4,950 |
| 2 | 10,105 | 5,078 | 5,027 | 0 | 0 | 0 | 10,105 | 5,078 | 5,027 |
| 3 | 9,631 | 4,838 | 4,793 | 0 | 0 | 0 | 9,631 | 4,838 | 4,793 |
| 4 | 9,737 | 4,873 | 4,864 | 0 | 0 | 0 | 9,737 | 4,873 | 4,864 |
| 0 - 4 | 50,598 | 25,245 | 25,353 | 0 | 0 | 0 | 50,598 | 25,245 | 25,353 |
| 5 | 9,349 | 4,716 | 4,633 | 0 | 0 | 0 | 9,349 | 4,716 | 4,633 |
| 6 | 9,368 | 4,569 | 4,799 | 0 | 0 | 0 | 9,368 | 4,569 | 4,799 |
| 7 | 9,325 | 4,568 | 4,757 | 0 | 0 | 0 | 9,325 | 4,568 | 4,757 |
| 8 | 8,558 | 4,249 | 4,309 | 0 | 0 | 0 | 8,558 | 4,249 | 4,309 |
| 9 | 7,740 | 3,792 | 3,948 | 0 | 0 | 0 | 7,740 | 3,792 | 3,948 |
| 5 - 9 | 44,340 | 21,894 | 22,446 | 0 | 0 | 0 | 44,340 | 21,894 | 22,446 |
| 10 | 9,081 | 4,521 | 4,560 | 0 | 0 | 0 | 9,081 | 4,521 | 4,560 |
| 11 | 6,671 | 3,197 | 3,474 | 0 | 0 | 0 | 6,671 | 3,197 | 3,474 |
| 12 | 10,027 | 4,881 | 5,146 | 0 | 0 | 0 | 10,027 | 4,881 | 5,146 |
| 13 | 7,425 | 3,457 | 3,968 | 0 | 0 | 0 | 7,425 | 3,457 | 3,968 |
| 14 | 8,040 | 3,728 | 4,312 | 0 | 0 | 0 | 8,040 | 3,728 | 4,312 |
| 10 - 14 | 41,244 | 19,784 | 21,460 | 0 | 0 | 0 | 41,244 | 19,784 | 21,460 |
| 15 | 7,986 | 3,610 | 4,376 | 0 | 0 | 0 | 7,986 | 3,610 | 4,376 |
| 16 | 8,681 | 3,636 | 5,045 | 0 | 0 | 0 | 8,681 | 3,636 | 5,045 |
| 17 | 8,592 | 3,640 | 4,952 | 0 | 0 | 0 | 8,592 | 3,640 | 4,952 |
| 18 | 9,969 | 4,307 | 5,662 | 0 | 0 | 0 | 9,969 | 4,307 | 5,662 |
| 19 | 7,902 | 3,493 | 4,409 | 0 | 0 | 0 | 7,902 | 3,493 | 4,409 |
| 15 - 19 | 43,130 | 18,686 | 24,444 | 0 | 0 | 0 | 43,130 | 18,686 | 24,444 |
| 20 | 10,762 | 4,659 | 6,103 | 0 | 0 | 0 | 10,762 | 4,659 | 6,103 |
| 21 | 6,308 | 2,883 | 3,425 | 0 | 0 | 0 | 6,308 | 2,883 | 3,425 |
| 22 | 8,714 | 3,997 | 4,717 | 0 | 0 | 0 | 8,714 | 3,997 | 4,717 |
| 23 | 6,170 | 2,755 | 3,415 | 0 | 0 | 0 | 6,170 | 2,755 | 3,415 |
| 24 | 6,481 | 2,881 | 3,600 | 0 | 0 | 0 | 6,481 | 2,881 | 3,600 |
| 20 - 24 | 38,435 | 17,175 | 21,260 | 0 | 0 | 0 | 38,435 | 17,175 | 21,260 |
| 25 | 7,525 | 3,423 | 4,102 | 0 | 0 | 0 | 7,525 | 3,423 | 4,102 |
| 26 | 6,185 | 2,769 | 3,416 | 0 | 0 | 0 | 6,185 | 2,769 | 3,416 |
| 27 | 5,228 | 2,440 | 2,788 | 0 | 0 | 0 | 5,228 | 2,440 | 2,788 |
| 28 | 7,784 | 3,572 | 4,212 | 0 | 0 | 0 | 7,784 | 3,572 | 4,212 |
| 29 | 4,498 | 2,054 | 2,444 | 0 | 0 | 0 | 4,498 | 2,054 | 2,444 |
| 25 - 29 | 31,220 | 14,258 | 16,962 | 0 | 0 | 0 | 31,220 | 14,258 | 16,962 |
| 30 | 8,891 | 4,262 | 4,629 | 0 | 0 | 0 | 8,891 | 4,262 | 4,629 |
| 31 | 3,150 | 1,574 | 1,576 | 0 | 0 | 0 | 3,150 | 1,574 | 1,576 |
| 32 | 6,249 | 3,058 | 3,191 | 0 | 0 | 0 | 6,249 | 3,058 | 3,191 |
| 33 | 3,848 | 1,972 | 1,876 | 0 | 0 | 0 | 3,848 | 1,972 | 1,876 |
| 34 | 3,769 | 1,831 | 1,938 | 0 | 0 | 0 | 3,769 | 1,831 | 1,938 |
| 30 - 34 | 25,907 | 12,697 | 13,210 | 0 | 0 | 0 | 25,907 | 12,697 | 13,210 |
| 35 | 5,853 | 3,021 | 2,832 | 0 | 0 | 0 | 5,853 | 3,021 | 2,832 |
| 36 | 3,968 | 2,028 | 1,940 | 0 | 0 | 0 | 3,968 | 2,028 | 1,940 |
| 37 | 3,514 | 1,795 | 1,719 | 0 | 0 | 0 | 3,514 | 1,795 | 1,719 |
| 38 | 4,896 | 2,479 | 2,417 | 0 | 0 | 0 | 4,896 | 2,479 | 2,417 |
| 39 | 2,761 | 1,415 | 1,346 | 0 | 0 | 0 | 2,761 | 1,415 | 1,346 |
| 35 - 39 | 20,992 | 10,738 | 10,254 | 0 | 0 | 0 | 20,992 | 10,738 | 10,254 |

Table 19.6: Ilemela Municipal Council: Total Population by Age in Single Years, Five Year Age Groups, Sex and Rural-Urban

| Age | Total | | | Rural | | | Urban | | |
|----------------|---------------|--------------|--------------|------------|----------|----------|---------------|--------------|--------------|
| | Both Sexes | Male | Female | Both Sexes | Male | Female | Both Sexes | Male | Female |
| 40 | 5,533 | 2,973 | 2,560 | 0 | 0 | 0 | 5,533 | 2,973 | 2,560 |
| 41 | 1,591 | 810 | 781 | 0 | 0 | 0 | 1,591 | 810 | 781 |
| 42 | 3,387 | 1,827 | 1,560 | 0 | 0 | 0 | 3,387 | 1,827 | 1,560 |
| 43 | 2,011 | 1,032 | 979 | 0 | 0 | 0 | 2,011 | 1,032 | 979 |
| 44 | 1,979 | 1,060 | 919 | 0 | 0 | 0 | 1,979 | 1,060 | 919 |
| 40 - 44 | 14,501 | 7,702 | 6,799 | 0 | 0 | 0 | 14,501 | 7,702 | 6,799 |
| 45 | 2,921 | 1,594 | 1,327 | 0 | 0 | 0 | 2,921 | 1,594 | 1,327 |
| 46 | 1,725 | 924 | 801 | 0 | 0 | 0 | 1,725 | 924 | 801 |
| 47 | 1,546 | 816 | 730 | 0 | 0 | 0 | 1,546 | 816 | 730 |
| 48 | 2,197 | 1,130 | 1,067 | 0 | 0 | 0 | 2,197 | 1,130 | 1,067 |
| 49 | 2,689 | 711 | 1,978 | 0 | 0 | 0 | 2,689 | 711 | 1,978 |
| 45 - 49 | 11,078 | 5,175 | 5,903 | 0 | 0 | 0 | 11,078 | 5,175 | 5,903 |
| 50 | 2,639 | 1,391 | 1,248 | 0 | 0 | 0 | 2,639 | 1,391 | 1,248 |
| 51 | 1,066 | 591 | 475 | 0 | 0 | 0 | 1,066 | 591 | 475 |
| 52 | 1,454 | 807 | 647 | 0 | 0 | 0 | 1,454 | 807 | 647 |
| 53 | 842 | 459 | 383 | 0 | 0 | 0 | 842 | 459 | 383 |
| 54 | 1,164 | 671 | 493 | 0 | 0 | 0 | 1,164 | 671 | 493 |
| 50 - 54 | 7,165 | 3,919 | 3,246 | 0 | 0 | 0 | 7,165 | 3,919 | 3,246 |
| 55 | 1,051 | 580 | 471 | 0 | 0 | 0 | 1,051 | 580 | 471 |
| 56 | 917 | 499 | 418 | 0 | 0 | 0 | 917 | 499 | 418 |
| 57 | 632 | 365 | 267 | 0 | 0 | 0 | 632 | 365 | 267 |
| 58 | 1,106 | 604 | 502 | 0 | 0 | 0 | 1,106 | 604 | 502 |
| 59 | 533 | 294 | 239 | 0 | 0 | 0 | 533 | 294 | 239 |
| 55 - 59 | 4,239 | 2,342 | 1,897 | 0 | 0 | 0 | 4,239 | 2,342 | 1,897 |
| 60 | 1,639 | 815 | 824 | 0 | 0 | 0 | 1,639 | 815 | 824 |
| 61 | 391 | 230 | 161 | 0 | 0 | 0 | 391 | 230 | 161 |
| 62 | 751 | 434 | 317 | 0 | 0 | 0 | 751 | 434 | 317 |
| 63 | 485 | 274 | 211 | 0 | 0 | 0 | 485 | 274 | 211 |
| 64 | 473 | 283 | 190 | 0 | 0 | 0 | 473 | 283 | 190 |
| 60 - 64 | 3,739 | 2,036 | 1,703 | 0 | 0 | 0 | 3,739 | 2,036 | 1,703 |
| 65 | 667 | 354 | 313 | 0 | 0 | 0 | 667 | 354 | 313 |
| 66 | 318 | 178 | 140 | 0 | 0 | 0 | 318 | 178 | 140 |
| 67 | 424 | 230 | 194 | 0 | 0 | 0 | 424 | 230 | 194 |
| 68 | 457 | 230 | 227 | 0 | 0 | 0 | 457 | 230 | 227 |
| 69 | 184 | 110 | 74 | 0 | 0 | 0 | 184 | 110 | 74 |
| 65 - 69 | 2,050 | 1,102 | 948 | 0 | 0 | 0 | 2,050 | 1,102 | 948 |
| 70 | 906 | 391 | 515 | 0 | 0 | 0 | 906 | 391 | 515 |
| 71 | 133 | 75 | 58 | 0 | 0 | 0 | 133 | 75 | 58 |
| 72 | 321 | 167 | 154 | 0 | 0 | 0 | 321 | 167 | 154 |
| 73 | 163 | 83 | 80 | 0 | 0 | 0 | 163 | 83 | 80 |
| 74 | 203 | 102 | 101 | 0 | 0 | 0 | 203 | 102 | 101 |
| 70 - 74 | 1,726 | 818 | 908 | 0 | 0 | 0 | 1,726 | 818 | 908 |
| 75 | 391 | 182 | 209 | 0 | 0 | 0 | 391 | 182 | 209 |
| 76 | 225 | 124 | 101 | 0 | 0 | 0 | 225 | 124 | 101 |
| 77 | 129 | 55 | 74 | 0 | 0 | 0 | 129 | 55 | 74 |
| 78 | 206 | 81 | 125 | 0 | 0 | 0 | 206 | 81 | 125 |
| 79 | 127 | 66 | 61 | 0 | 0 | 0 | 127 | 66 | 61 |
| 75 - 79 | 1,078 | 508 | 570 | 0 | 0 | 0 | 1,078 | 508 | 570 |
| 80+ | 1,559 | 639 | 920 | 0 | 0 | 0 | 1,559 | 639 | 920 |

Table 19.7: Misungwi District Council: Total Population by Age in Single Years, Five Year Age Groups, Sex and Rural-Urban

| Age | Total | | | Rural | | | Urban | | |
|----------------|----------------|----------------|----------------|----------------|----------------|----------------|---------------|---------------|---------------|
| | Both Sexes | Male | Female | Both Sexes | Male | Female | Both Sexes | Male | Female |
| Total | 351,607 | 173,997 | 177,610 | 324,280 | 161,025 | 163,255 | 27,327 | 12,972 | 14,355 |
| 0 | 13,799 | 7,008 | 6,791 | 12,830 | 6,497 | 6,333 | 969 | 511 | 458 |
| 1 | 13,215 | 6,695 | 6,520 | 12,441 | 6,321 | 6,120 | 774 | 374 | 400 |
| 2 | 14,155 | 7,112 | 7,043 | 13,328 | 6,726 | 6,602 | 827 | 386 | 441 |
| 3 | 14,031 | 7,061 | 6,970 | 13,139 | 6,610 | 6,529 | 892 | 451 | 441 |
| 4 | 13,428 | 6,677 | 6,751 | 12,649 | 6,273 | 6,376 | 779 | 404 | 375 |
| 0 - 4 | 68,628 | 34,553 | 34,075 | 64,387 | 32,427 | 31,960 | 4,241 | 2,126 | 2,115 |
| 5 | 12,772 | 6,554 | 6,218 | 12,003 | 6,164 | 5,839 | 769 | 390 | 379 |
| 6 | 12,851 | 6,547 | 6,304 | 12,084 | 6,170 | 5,914 | 767 | 377 | 390 |
| 7 | 11,982 | 6,039 | 5,943 | 11,191 | 5,652 | 5,539 | 791 | 387 | 404 |
| 8 | 11,371 | 5,727 | 5,644 | 10,638 | 5,378 | 5,260 | 733 | 349 | 384 |
| 9 | 9,399 | 4,744 | 4,655 | 8,774 | 4,432 | 4,342 | 625 | 312 | 313 |
| 5 - 9 | 58,375 | 29,611 | 28,764 | 54,690 | 27,796 | 26,894 | 3,685 | 1,815 | 1,870 |
| 10 | 11,928 | 6,057 | 5,871 | 11,175 | 5,682 | 5,493 | 753 | 375 | 378 |
| 11 | 7,380 | 3,719 | 3,661 | 6,864 | 3,472 | 3,392 | 516 | 247 | 269 |
| 12 | 11,705 | 5,974 | 5,731 | 10,849 | 5,542 | 5,307 | 856 | 432 | 424 |
| 13 | 7,757 | 4,014 | 3,743 | 7,141 | 3,701 | 3,440 | 616 | 313 | 303 |
| 14 | 8,283 | 4,203 | 4,080 | 7,653 | 3,891 | 3,762 | 630 | 312 | 318 |
| 10 - 14 | 47,053 | 23,967 | 23,086 | 43,682 | 22,288 | 21,394 | 3,371 | 1,679 | 1,692 |
| 15 | 7,833 | 4,071 | 3,762 | 7,216 | 3,766 | 3,450 | 617 | 305 | 312 |
| 16 | 7,389 | 3,667 | 3,722 | 6,704 | 3,377 | 3,327 | 685 | 290 | 395 |
| 17 | 6,681 | 3,482 | 3,199 | 6,058 | 3,176 | 2,882 | 623 | 306 | 317 |
| 18 | 8,035 | 3,970 | 4,065 | 7,310 | 3,623 | 3,687 | 725 | 347 | 378 |
| 19 | 5,835 | 2,774 | 3,061 | 5,250 | 2,529 | 2,721 | 585 | 245 | 340 |
| 15 - 19 | 35,773 | 17,964 | 17,809 | 32,538 | 16,471 | 16,067 | 3,235 | 1,493 | 1,742 |
| 20 | 8,858 | 4,066 | 4,792 | 8,062 | 3,738 | 4,324 | 796 | 328 | 468 |
| 21 | 4,481 | 2,174 | 2,307 | 4,034 | 1,979 | 2,055 | 447 | 195 | 252 |
| 22 | 6,442 | 2,946 | 3,496 | 5,821 | 2,686 | 3,135 | 621 | 260 | 361 |
| 23 | 4,036 | 1,865 | 2,171 | 3,575 | 1,672 | 1,903 | 461 | 193 | 268 |
| 24 | 4,767 | 2,258 | 2,509 | 4,324 | 2,064 | 2,260 | 443 | 194 | 249 |
| 20 - 24 | 28,584 | 13,309 | 15,275 | 25,816 | 12,139 | 13,677 | 2,768 | 1,170 | 1,598 |
| 25 | 5,868 | 2,750 | 3,118 | 5,315 | 2,512 | 2,803 | 553 | 238 | 315 |
| 26 | 4,215 | 1,969 | 2,246 | 3,755 | 1,779 | 1,976 | 460 | 190 | 270 |
| 27 | 3,267 | 1,581 | 1,686 | 2,892 | 1,408 | 1,484 | 375 | 173 | 202 |
| 28 | 5,822 | 2,674 | 3,148 | 5,253 | 2,445 | 2,808 | 569 | 229 | 340 |
| 29 | 2,955 | 1,313 | 1,642 | 2,644 | 1,184 | 1,460 | 311 | 129 | 182 |
| 25 - 29 | 22,127 | 10,287 | 11,840 | 19,859 | 9,328 | 10,531 | 2,268 | 959 | 1,309 |
| 30 | 7,677 | 3,587 | 4,090 | 7,054 | 3,288 | 3,766 | 623 | 299 | 324 |
| 31 | 2,006 | 1,002 | 1,004 | 1,771 | 884 | 887 | 235 | 118 | 117 |
| 32 | 4,153 | 2,030 | 2,123 | 3,726 | 1,839 | 1,887 | 427 | 191 | 236 |
| 33 | 2,418 | 1,204 | 1,214 | 2,131 | 1,086 | 1,045 | 287 | 118 | 169 |
| 34 | 2,462 | 1,204 | 1,258 | 2,172 | 1,059 | 1,113 | 290 | 145 | 145 |
| 30 - 34 | 18,716 | 9,027 | 9,689 | 16,854 | 8,156 | 8,698 | 1,862 | 871 | 991 |
| 35 | 4,515 | 2,217 | 2,298 | 4,057 | 1,999 | 2,058 | 458 | 218 | 240 |
| 36 | 2,976 | 1,412 | 1,564 | 2,675 | 1,276 | 1,399 | 301 | 136 | 165 |
| 37 | 2,488 | 1,166 | 1,322 | 2,202 | 1,030 | 1,172 | 286 | 136 | 150 |
| 38 | 4,572 | 2,193 | 2,379 | 4,185 | 2,019 | 2,166 | 387 | 174 | 213 |
| 39 | 2,088 | 932 | 1,156 | 1,899 | 842 | 1,057 | 189 | 90 | 99 |
| 35 - 39 | 16,639 | 7,920 | 8,719 | 15,018 | 7,166 | 7,852 | 1,621 | 754 | 867 |

Table 19.7: Misungwi District Council: Total Population by Age in Single Years, Five Year Age Groups, Sex and Rural-Urban

| Age | Total | | | Rural | | | Urban | | |
|----------------|---------------|--------------|--------------|---------------|--------------|--------------|--------------|------------|------------|
| | Both Sexes | Male | Female | Both Sexes | Male | Female | Both Sexes | Male | Female |
| 40 | 6,115 | 2,886 | 3,229 | 5,645 | 2,643 | 3,002 | 470 | 243 | 227 |
| 41 | 1,294 | 642 | 652 | 1,182 | 596 | 586 | 112 | 46 | 66 |
| 42 | 2,817 | 1,452 | 1,365 | 2,541 | 1,309 | 1,232 | 276 | 143 | 133 |
| 43 | 1,512 | 747 | 765 | 1,357 | 668 | 689 | 155 | 79 | 76 |
| 44 | 1,678 | 859 | 819 | 1,538 | 789 | 749 | 140 | 70 | 70 |
| 40 - 44 | 13,416 | 6,586 | 6,830 | 12,263 | 6,005 | 6,258 | 1,153 | 581 | 572 |
| 45 | 3,046 | 1,531 | 1,515 | 2,789 | 1,391 | 1,398 | 257 | 140 | 117 |
| 46 | 1,605 | 813 | 792 | 1,455 | 747 | 708 | 150 | 66 | 84 |
| 47 | 1,271 | 638 | 633 | 1,158 | 580 | 578 | 113 | 58 | 55 |
| 48 | 2,439 | 1,172 | 1,267 | 2,261 | 1,087 | 1,174 | 178 | 85 | 93 |
| 49 | 2,947 | 655 | 2,292 | 2,555 | 608 | 1,947 | 392 | 47 | 345 |
| 45 - 49 | 11,308 | 4,809 | 6,499 | 10,218 | 4,413 | 5,805 | 1,090 | 396 | 694 |
| 50 | 3,690 | 1,758 | 1,932 | 3,451 | 1,619 | 1,832 | 239 | 139 | 100 |
| 51 | 1,453 | 741 | 712 | 1,356 | 694 | 662 | 97 | 47 | 50 |
| 52 | 1,503 | 805 | 698 | 1,378 | 732 | 646 | 125 | 73 | 52 |
| 53 | 822 | 439 | 383 | 755 | 402 | 353 | 67 | 37 | 30 |
| 54 | 1,107 | 628 | 479 | 1,002 | 562 | 440 | 105 | 66 | 39 |
| 50 - 54 | 8,575 | 4,371 | 4,204 | 7,942 | 4,009 | 3,933 | 633 | 362 | 271 |
| 55 | 1,339 | 730 | 609 | 1,252 | 681 | 571 | 87 | 49 | 38 |
| 56 | 1,066 | 571 | 495 | 999 | 532 | 467 | 67 | 39 | 28 |
| 57 | 706 | 388 | 318 | 650 | 353 | 297 | 56 | 35 | 21 |
| 58 | 1,264 | 664 | 600 | 1,175 | 607 | 568 | 89 | 57 | 32 |
| 59 | 554 | 314 | 240 | 503 | 283 | 220 | 51 | 31 | 20 |
| 55 - 59 | 4,929 | 2,667 | 2,262 | 4,579 | 2,456 | 2,123 | 350 | 211 | 139 |
| 60 | 2,594 | 1,287 | 1,307 | 2,423 | 1,198 | 1,225 | 171 | 89 | 82 |
| 61 | 498 | 287 | 211 | 465 | 268 | 197 | 33 | 19 | 14 |
| 62 | 921 | 519 | 402 | 842 | 465 | 377 | 79 | 54 | 25 |
| 63 | 547 | 315 | 232 | 509 | 296 | 213 | 38 | 19 | 19 |
| 64 | 686 | 397 | 289 | 622 | 356 | 266 | 64 | 41 | 23 |
| 60 - 64 | 5,246 | 2,805 | 2,441 | 4,861 | 2,583 | 2,278 | 385 | 222 | 163 |
| 65 | 1,215 | 604 | 611 | 1,155 | 566 | 589 | 60 | 38 | 22 |
| 66 | 373 | 187 | 186 | 349 | 178 | 171 | 24 | 9 | 15 |
| 67 | 611 | 315 | 296 | 566 | 287 | 279 | 45 | 28 | 17 |
| 68 | 826 | 399 | 427 | 776 | 369 | 407 | 50 | 30 | 20 |
| 69 | 327 | 189 | 138 | 317 | 184 | 133 | 10 | 5 | 5 |
| 65 - 69 | 3,352 | 1,694 | 1,658 | 3,163 | 1,584 | 1,579 | 189 | 110 | 79 |
| 70 | 2,016 | 958 | 1,058 | 1,924 | 920 | 1,004 | 92 | 38 | 54 |
| 71 | 266 | 146 | 120 | 246 | 131 | 115 | 20 | 15 | 5 |
| 72 | 593 | 323 | 270 | 554 | 303 | 251 | 39 | 20 | 19 |
| 73 | 311 | 182 | 129 | 299 | 177 | 122 | 12 | 5 | 7 |
| 74 | 312 | 168 | 144 | 284 | 151 | 133 | 28 | 17 | 11 |
| 70 - 74 | 3,498 | 1,777 | 1,721 | 3,307 | 1,682 | 1,625 | 191 | 95 | 96 |
| 75 | 652 | 297 | 355 | 623 | 288 | 335 | 29 | 9 | 20 |
| 76 | 497 | 291 | 206 | 472 | 274 | 198 | 25 | 17 | 8 |
| 77 | 234 | 127 | 107 | 217 | 116 | 101 | 17 | 11 | 6 |
| 78 | 527 | 295 | 232 | 497 | 281 | 216 | 30 | 14 | 16 |
| 79 | 208 | 104 | 104 | 201 | 101 | 100 | 7 | 3 | 4 |
| 75 - 79 | 2,118 | 1,114 | 1,004 | 2,010 | 1,060 | 950 | 108 | 54 | 54 |
| 80+ | 3,270 | 1,536 | 1,734 | 3,093 | 1,462 | 1,631 | 177 | 74 | 103 |

Table 20.0: Mara Region: Total Population by Age in Single Years, Five Year Age Groups, Sex and Rural-Urban

| Age | Total | | | Rural | | | Urban | | |
|----------------|------------------|----------------|----------------|------------------|----------------|----------------|----------------|----------------|----------------|
| | Both Sexes | Male | Female | Both Sexes | Male | Female | Both Sexes | Male | Female |
| Total | 1,743,830 | 840,020 | 903,810 | 1,440,418 | 697,497 | 742,921 | 303,412 | 142,523 | 160,889 |
| 0 | 66,447 | 33,172 | 33,275 | 56,315 | 28,133 | 28,182 | 10,132 | 5,039 | 5,093 |
| 1 | 59,263 | 29,419 | 29,844 | 50,700 | 25,199 | 25,501 | 8,563 | 4,220 | 4,343 |
| 2 | 68,267 | 34,329 | 33,938 | 58,885 | 29,557 | 29,328 | 9,382 | 4,772 | 4,610 |
| 3 | 66,399 | 33,126 | 33,273 | 56,885 | 28,458 | 28,427 | 9,514 | 4,668 | 4,846 |
| 4 | 70,484 | 35,466 | 35,018 | 60,505 | 30,488 | 30,017 | 9,979 | 4,978 | 5,001 |
| 0 - 4 | 330,860 | 165,512 | 165,348 | 283,290 | 141,835 | 141,455 | 47,570 | 23,677 | 23,893 |
| 5 | 63,601 | 32,097 | 31,504 | 54,274 | 27,485 | 26,789 | 9,327 | 4,612 | 4,715 |
| 6 | 65,604 | 32,910 | 32,694 | 56,369 | 28,377 | 27,992 | 9,235 | 4,533 | 4,702 |
| 7 | 57,857 | 29,358 | 28,499 | 48,821 | 24,885 | 23,936 | 9,036 | 4,473 | 4,563 |
| 8 | 58,190 | 28,870 | 29,320 | 49,736 | 24,793 | 24,943 | 8,454 | 4,077 | 4,377 |
| 9 | 48,771 | 24,819 | 23,952 | 40,976 | 21,039 | 19,937 | 7,795 | 3,780 | 4,015 |
| 5 - 9 | 294,023 | 148,054 | 145,969 | 250,176 | 126,579 | 123,597 | 43,847 | 21,475 | 22,372 |
| 10 | 59,943 | 30,026 | 29,917 | 50,809 | 25,731 | 25,078 | 9,134 | 4,295 | 4,839 |
| 11 | 39,941 | 19,830 | 20,111 | 33,278 | 16,690 | 16,588 | 6,663 | 3,140 | 3,523 |
| 12 | 59,191 | 30,151 | 29,040 | 49,872 | 25,600 | 24,272 | 9,319 | 4,551 | 4,768 |
| 13 | 40,319 | 20,298 | 20,021 | 33,422 | 17,052 | 16,370 | 6,897 | 3,246 | 3,651 |
| 14 | 40,514 | 20,452 | 20,062 | 33,355 | 17,113 | 16,242 | 7,159 | 3,339 | 3,820 |
| 10 - 14 | 239,908 | 120,757 | 119,151 | 200,736 | 102,186 | 98,550 | 39,172 | 18,571 | 20,601 |
| 15 | 36,659 | 18,817 | 17,842 | 29,796 | 15,679 | 14,117 | 6,863 | 3,138 | 3,725 |
| 16 | 37,291 | 18,883 | 18,408 | 29,829 | 15,467 | 14,362 | 7,462 | 3,416 | 4,046 |
| 17 | 31,501 | 16,126 | 15,375 | 24,523 | 12,894 | 11,629 | 6,978 | 3,232 | 3,746 |
| 18 | 41,552 | 20,095 | 21,457 | 32,977 | 16,160 | 16,817 | 8,575 | 3,935 | 4,640 |
| 19 | 28,012 | 13,030 | 14,982 | 21,689 | 10,230 | 11,459 | 6,323 | 2,800 | 3,523 |
| 15 - 19 | 175,015 | 86,951 | 88,064 | 138,814 | 70,430 | 68,384 | 36,201 | 16,521 | 19,680 |
| 20 | 43,743 | 18,694 | 25,049 | 34,839 | 14,877 | 19,962 | 8,904 | 3,817 | 5,087 |
| 21 | 22,071 | 10,228 | 11,843 | 17,101 | 7,998 | 9,103 | 4,970 | 2,230 | 2,740 |
| 22 | 31,762 | 14,043 | 17,719 | 24,579 | 10,912 | 13,667 | 7,183 | 3,131 | 4,052 |
| 23 | 20,317 | 9,062 | 11,255 | 15,443 | 6,927 | 8,516 | 4,874 | 2,135 | 2,739 |
| 24 | 23,706 | 10,209 | 13,497 | 18,477 | 7,955 | 10,522 | 5,229 | 2,254 | 2,975 |
| 20 - 24 | 141,599 | 62,236 | 79,363 | 110,439 | 48,669 | 61,770 | 31,160 | 13,567 | 17,593 |
| 25 | 27,707 | 11,871 | 15,836 | 21,964 | 9,339 | 12,625 | 5,743 | 2,532 | 3,211 |
| 26 | 22,368 | 9,719 | 12,649 | 17,685 | 7,722 | 9,963 | 4,683 | 1,997 | 2,686 |
| 27 | 17,181 | 7,596 | 9,585 | 13,292 | 5,870 | 7,422 | 3,889 | 1,726 | 2,163 |
| 28 | 28,394 | 12,102 | 16,292 | 22,279 | 9,370 | 12,909 | 6,115 | 2,732 | 3,383 |
| 29 | 16,755 | 7,259 | 9,496 | 13,093 | 5,654 | 7,439 | 3,662 | 1,605 | 2,057 |
| 25 - 29 | 112,405 | 48,547 | 63,858 | 88,313 | 37,955 | 50,358 | 24,092 | 10,592 | 13,500 |
| 30 | 34,678 | 15,006 | 19,672 | 27,850 | 11,861 | 15,989 | 6,828 | 3,145 | 3,683 |
| 31 | 11,560 | 5,424 | 6,136 | 9,192 | 4,286 | 4,906 | 2,368 | 1,138 | 1,230 |
| 32 | 23,357 | 10,697 | 12,660 | 18,527 | 8,394 | 10,133 | 4,830 | 2,303 | 2,527 |
| 33 | 13,607 | 6,416 | 7,191 | 10,761 | 5,093 | 5,668 | 2,846 | 1,323 | 1,523 |
| 34 | 14,146 | 6,671 | 7,475 | 11,256 | 5,282 | 5,974 | 2,890 | 1,389 | 1,501 |
| 30 - 34 | 97,348 | 44,214 | 53,134 | 77,586 | 34,916 | 42,670 | 19,762 | 9,298 | 10,464 |
| 35 | 21,661 | 10,016 | 11,645 | 17,389 | 7,949 | 9,440 | 4,272 | 2,067 | 2,205 |
| 36 | 15,906 | 7,250 | 8,656 | 12,865 | 5,860 | 7,005 | 3,041 | 1,390 | 1,651 |
| 37 | 11,956 | 5,652 | 6,304 | 9,470 | 4,478 | 4,992 | 2,486 | 1,174 | 1,312 |
| 38 | 19,806 | 8,789 | 11,017 | 16,160 | 7,125 | 9,035 | 3,646 | 1,664 | 1,982 |
| 39 | 10,645 | 4,861 | 5,784 | 8,543 | 3,894 | 4,649 | 2,102 | 967 | 1,135 |
| 35 - 39 | 79,974 | 36,568 | 43,406 | 64,427 | 29,306 | 35,121 | 15,547 | 7,262 | 8,285 |

Table 20.0: Mara Region: Total Population by Age in Single Years, Five Year Age Groups, Sex and Rural-Urban

| Age | Total | | | Rural | | | Urban | | |
|----------------|---------------|---------------|---------------|---------------|---------------|---------------|---------------|--------------|--------------|
| | Both Sexes | Male | Female | Both Sexes | Male | Female | Both Sexes | Male | Female |
| 40 | 24,554 | 11,208 | 13,346 | 20,133 | 9,090 | 11,043 | 4,421 | 2,118 | 2,303 |
| 41 | 6,743 | 3,265 | 3,478 | 5,584 | 2,701 | 2,883 | 1,159 | 564 | 595 |
| 42 | 15,624 | 7,541 | 8,083 | 12,715 | 6,115 | 6,600 | 2,909 | 1,426 | 1,483 |
| 43 | 8,107 | 3,901 | 4,206 | 6,625 | 3,182 | 3,443 | 1,482 | 719 | 763 |
| 44 | 9,899 | 4,686 | 5,213 | 8,133 | 3,841 | 4,292 | 1,766 | 845 | 921 |
| 40 - 44 | 64,927 | 30,601 | 34,326 | 53,190 | 24,929 | 28,261 | 11,737 | 5,672 | 6,065 |
| 45 | 13,774 | 6,560 | 7,214 | 11,247 | 5,309 | 5,938 | 2,527 | 1,251 | 1,276 |
| 46 | 9,089 | 4,381 | 4,708 | 7,573 | 3,650 | 3,923 | 1,516 | 731 | 785 |
| 47 | 6,880 | 3,333 | 3,547 | 5,596 | 2,705 | 2,891 | 1,284 | 628 | 656 |
| 48 | 11,904 | 5,541 | 6,363 | 9,799 | 4,544 | 5,255 | 2,105 | 997 | 1,108 |
| 49 | 7,066 | 3,430 | 3,636 | 5,740 | 2,785 | 2,955 | 1,326 | 645 | 681 |
| 45 - 49 | 48,713 | 23,245 | 25,468 | 39,955 | 18,993 | 20,962 | 8,758 | 4,252 | 4,506 |
| 50 | 14,848 | 6,604 | 8,244 | 12,238 | 5,426 | 6,812 | 2,610 | 1,178 | 1,432 |
| 51 | 6,414 | 3,103 | 3,311 | 5,368 | 2,598 | 2,770 | 1,046 | 505 | 541 |
| 52 | 8,830 | 4,340 | 4,490 | 7,151 | 3,513 | 3,638 | 1,679 | 827 | 852 |
| 53 | 5,064 | 2,442 | 2,622 | 4,104 | 1,949 | 2,155 | 960 | 493 | 467 |
| 54 | 7,517 | 3,696 | 3,821 | 6,104 | 2,970 | 3,134 | 1,413 | 726 | 687 |
| 50 - 54 | 42,673 | 20,185 | 22,488 | 34,965 | 16,456 | 18,509 | 7,708 | 3,729 | 3,979 |
| 55 | 6,678 | 3,099 | 3,579 | 5,524 | 2,540 | 2,984 | 1,154 | 559 | 595 |
| 56 | 6,623 | 3,122 | 3,501 | 5,467 | 2,553 | 2,914 | 1,156 | 569 | 587 |
| 57 | 4,146 | 1,982 | 2,164 | 3,446 | 1,655 | 1,791 | 700 | 327 | 373 |
| 58 | 7,425 | 3,333 | 4,092 | 6,228 | 2,799 | 3,429 | 1,197 | 534 | 663 |
| 59 | 3,330 | 1,551 | 1,779 | 2,723 | 1,264 | 1,459 | 607 | 287 | 320 |
| 55 - 59 | 28,202 | 13,087 | 15,115 | 23,388 | 10,811 | 12,577 | 4,814 | 2,276 | 2,538 |
| 60 | 11,689 | 5,041 | 6,648 | 9,886 | 4,251 | 5,635 | 1,803 | 790 | 1,013 |
| 61 | 2,556 | 1,238 | 1,318 | 2,119 | 1,015 | 1,104 | 437 | 223 | 214 |
| 62 | 5,473 | 2,687 | 2,786 | 4,568 | 2,238 | 2,330 | 905 | 449 | 456 |
| 63 | 3,442 | 1,700 | 1,742 | 2,796 | 1,385 | 1,411 | 646 | 315 | 331 |
| 64 | 3,906 | 1,974 | 1,932 | 3,256 | 1,655 | 1,601 | 650 | 319 | 331 |
| 60 - 64 | 27,066 | 12,640 | 14,426 | 22,625 | 10,544 | 12,081 | 4,441 | 2,096 | 2,345 |
| 65 | 5,871 | 2,641 | 3,230 | 5,028 | 2,244 | 2,784 | 843 | 397 | 446 |
| 66 | 2,538 | 1,287 | 1,251 | 2,136 | 1,084 | 1,052 | 402 | 203 | 199 |
| 67 | 3,189 | 1,574 | 1,615 | 2,693 | 1,345 | 1,348 | 496 | 229 | 267 |
| 68 | 4,089 | 1,766 | 2,323 | 3,580 | 1,539 | 2,041 | 509 | 227 | 282 |
| 69 | 1,729 | 793 | 936 | 1,462 | 676 | 786 | 267 | 117 | 150 |
| 65 - 69 | 17,416 | 8,061 | 9,355 | 14,899 | 6,888 | 8,011 | 2,517 | 1,173 | 1,344 |
| 70 | 8,247 | 3,395 | 4,852 | 7,104 | 2,975 | 4,129 | 1,143 | 420 | 723 |
| 71 | 1,186 | 626 | 560 | 1,005 | 542 | 463 | 181 | 84 | 97 |
| 72 | 3,470 | 1,589 | 1,881 | 3,009 | 1,382 | 1,627 | 461 | 207 | 254 |
| 73 | 1,676 | 881 | 795 | 1,392 | 741 | 651 | 284 | 140 | 144 |
| 74 | 2,067 | 1,074 | 993 | 1,796 | 936 | 860 | 271 | 138 | 133 |
| 70 - 74 | 16,646 | 7,565 | 9,081 | 14,306 | 6,576 | 7,730 | 2,340 | 989 | 1,351 |
| 75 | 3,404 | 1,460 | 1,944 | 2,942 | 1,274 | 1,668 | 462 | 186 | 276 |
| 76 | 2,500 | 1,283 | 1,217 | 2,159 | 1,132 | 1,027 | 341 | 151 | 190 |
| 77 | 1,227 | 665 | 562 | 1,037 | 562 | 475 | 190 | 103 | 87 |
| 78 | 2,605 | 1,127 | 1,478 | 2,296 | 1,021 | 1,275 | 309 | 106 | 203 |
| 79 | 1,414 | 771 | 643 | 1,222 | 680 | 542 | 192 | 91 | 101 |
| 75 - 79 | 11,150 | 5,306 | 5,844 | 9,656 | 4,669 | 4,987 | 1,494 | 637 | 857 |
| 80+ | 15,905 | 6,491 | 9,414 | 13,653 | 5,755 | 7,898 | 2,252 | 736 | 1,516 |

Table 20.1: Tarime District Council: Total Population by Age in Single Years, Five Year Age Groups, Sex and Rural-Urban

| Age | Total | | | Rural | | | Urban | | |
|----------------|----------------|----------------|----------------|----------------|----------------|----------------|---------------|---------------|---------------|
| | Both Sexes | Male | Female | Both Sexes | Male | Female | Both Sexes | Male | Female |
| Total | 339,693 | 162,986 | 176,707 | 273,347 | 131,209 | 142,138 | 66,346 | 31,777 | 34,569 |
| 0 | 13,441 | 6,745 | 6,696 | 10,916 | 5,468 | 5,448 | 2,525 | 1,277 | 1,248 |
| 1 | 11,438 | 5,678 | 5,760 | 9,571 | 4,729 | 4,842 | 1,867 | 949 | 918 |
| 2 | 13,669 | 6,886 | 6,783 | 11,550 | 5,785 | 5,765 | 2,119 | 1,101 | 1,018 |
| 3 | 13,149 | 6,595 | 6,554 | 10,984 | 5,513 | 5,471 | 2,165 | 1,082 | 1,083 |
| 4 | 14,156 | 7,008 | 7,148 | 11,904 | 5,925 | 5,979 | 2,252 | 1,083 | 1,169 |
| 0 - 4 | 65,853 | 32,912 | 32,941 | 54,925 | 27,420 | 27,505 | 10,928 | 5,492 | 5,436 |
| 5 | 12,259 | 6,102 | 6,157 | 10,185 | 5,082 | 5,103 | 2,074 | 1,020 | 1,054 |
| 6 | 13,079 | 6,497 | 6,582 | 11,006 | 5,464 | 5,542 | 2,073 | 1,033 | 1,040 |
| 7 | 10,986 | 5,563 | 5,423 | 9,021 | 4,616 | 4,405 | 1,965 | 947 | 1,018 |
| 8 | 12,329 | 6,106 | 6,223 | 10,441 | 5,230 | 5,211 | 1,888 | 876 | 1,012 |
| 9 | 9,664 | 4,914 | 4,750 | 7,959 | 4,077 | 3,882 | 1,705 | 837 | 868 |
| 5 - 9 | 58,317 | 29,182 | 29,135 | 48,612 | 24,469 | 24,143 | 9,705 | 4,713 | 4,992 |
| 10 | 12,321 | 6,187 | 6,134 | 10,401 | 5,286 | 5,115 | 1,920 | 901 | 1,019 |
| 11 | 7,564 | 3,740 | 3,824 | 6,231 | 3,122 | 3,109 | 1,333 | 618 | 715 |
| 12 | 12,123 | 6,199 | 5,924 | 10,146 | 5,221 | 4,925 | 1,977 | 978 | 999 |
| 13 | 7,600 | 3,871 | 3,729 | 6,186 | 3,182 | 3,004 | 1,414 | 689 | 725 |
| 14 | 8,488 | 4,168 | 4,320 | 7,012 | 3,482 | 3,530 | 1,476 | 686 | 790 |
| 10 - 14 | 48,096 | 24,165 | 23,931 | 39,976 | 20,293 | 19,683 | 8,120 | 3,872 | 4,248 |
| 15 | 7,125 | 3,561 | 3,564 | 5,731 | 2,948 | 2,783 | 1,394 | 613 | 781 |
| 16 | 7,835 | 3,723 | 4,112 | 6,261 | 3,018 | 3,243 | 1,574 | 705 | 869 |
| 17 | 5,719 | 2,772 | 2,947 | 4,358 | 2,162 | 2,196 | 1,361 | 610 | 751 |
| 18 | 9,156 | 4,218 | 4,938 | 7,220 | 3,363 | 3,857 | 1,936 | 855 | 1,081 |
| 19 | 5,674 | 2,472 | 3,202 | 4,238 | 1,876 | 2,362 | 1,436 | 596 | 840 |
| 15 - 19 | 35,509 | 16,746 | 18,763 | 27,808 | 13,367 | 14,441 | 7,701 | 3,379 | 4,322 |
| 20 | 9,886 | 4,058 | 5,828 | 7,592 | 3,084 | 4,508 | 2,294 | 974 | 1,320 |
| 21 | 4,146 | 1,905 | 2,241 | 3,018 | 1,405 | 1,613 | 1,128 | 500 | 628 |
| 22 | 6,621 | 2,891 | 3,730 | 4,814 | 2,119 | 2,695 | 1,807 | 772 | 1,035 |
| 23 | 3,945 | 1,796 | 2,149 | 2,802 | 1,274 | 1,528 | 1,143 | 522 | 621 |
| 24 | 4,609 | 1,990 | 2,619 | 3,377 | 1,444 | 1,933 | 1,232 | 546 | 686 |
| 20 - 24 | 29,207 | 12,640 | 16,567 | 21,603 | 9,326 | 12,277 | 7,604 | 3,314 | 4,290 |
| 25 | 5,977 | 2,579 | 3,398 | 4,478 | 1,860 | 2,618 | 1,499 | 719 | 780 |
| 26 | 4,344 | 1,908 | 2,436 | 3,258 | 1,435 | 1,823 | 1,086 | 473 | 613 |
| 27 | 2,934 | 1,349 | 1,585 | 2,088 | 957 | 1,131 | 846 | 392 | 454 |
| 28 | 6,026 | 2,575 | 3,451 | 4,550 | 1,856 | 2,694 | 1,476 | 719 | 757 |
| 29 | 2,996 | 1,316 | 1,680 | 2,176 | 932 | 1,244 | 820 | 384 | 436 |
| 25 - 29 | 22,277 | 9,727 | 12,550 | 16,550 | 7,040 | 9,510 | 5,727 | 2,687 | 3,040 |
| 30 | 7,209 | 3,137 | 4,072 | 5,548 | 2,350 | 3,198 | 1,661 | 787 | 874 |
| 31 | 1,832 | 899 | 933 | 1,342 | 642 | 700 | 490 | 257 | 233 |
| 32 | 4,472 | 2,053 | 2,419 | 3,371 | 1,489 | 1,882 | 1,101 | 564 | 537 |
| 33 | 2,252 | 1,086 | 1,166 | 1,665 | 778 | 887 | 587 | 308 | 279 |
| 34 | 2,590 | 1,238 | 1,352 | 1,908 | 875 | 1,033 | 682 | 363 | 319 |
| 30 - 34 | 18,355 | 8,413 | 9,942 | 13,834 | 6,134 | 7,700 | 4,521 | 2,279 | 2,242 |
| 35 | 4,486 | 2,122 | 2,364 | 3,429 | 1,581 | 1,848 | 1,057 | 541 | 516 |
| 36 | 2,929 | 1,363 | 1,566 | 2,269 | 1,031 | 1,238 | 660 | 332 | 328 |
| 37 | 1,882 | 877 | 1,005 | 1,354 | 604 | 750 | 528 | 273 | 255 |
| 38 | 4,043 | 1,791 | 2,252 | 3,187 | 1,374 | 1,813 | 856 | 417 | 439 |
| 39 | 1,789 | 825 | 964 | 1,384 | 622 | 762 | 405 | 203 | 202 |
| 35 - 39 | 15,129 | 6,978 | 8,151 | 11,623 | 5,212 | 6,411 | 3,506 | 1,766 | 1,740 |

Table 20.1: Tarime District Council: Total Population by Age in Single Years, Five Year Age Groups, Sex and Rural-Urban

| Age | Total | | | Rural | | | Urban | | |
|----------------|---------------|--------------|--------------|--------------|--------------|--------------|--------------|--------------|--------------|
| | Both Sexes | Male | Female | Both Sexes | Male | Female | Both Sexes | Male | Female |
| 40 | 4,951 | 2,165 | 2,786 | 3,907 | 1,674 | 2,233 | 1,044 | 491 | 553 |
| 41 | 1,093 | 526 | 567 | 875 | 419 | 456 | 218 | 107 | 111 |
| 42 | 2,916 | 1,470 | 1,446 | 2,284 | 1,141 | 1,143 | 632 | 329 | 303 |
| 43 | 1,388 | 674 | 714 | 1,088 | 522 | 566 | 300 | 152 | 148 |
| 44 | 1,688 | 848 | 840 | 1,322 | 654 | 668 | 366 | 194 | 172 |
| 40 - 44 | 12,036 | 5,683 | 6,353 | 9,476 | 4,410 | 5,066 | 2,560 | 1,273 | 1,287 |
| 45 | 2,743 | 1,314 | 1,429 | 2,171 | 1,014 | 1,157 | 572 | 300 | 272 |
| 46 | 1,503 | 777 | 726 | 1,211 | 618 | 593 | 292 | 159 | 133 |
| 47 | 946 | 469 | 477 | 741 | 359 | 382 | 205 | 110 | 95 |
| 48 | 2,284 | 1,087 | 1,197 | 1,796 | 833 | 963 | 488 | 254 | 234 |
| 49 | 1,090 | 547 | 543 | 845 | 414 | 431 | 245 | 133 | 112 |
| 45 - 49 | 8,566 | 4,194 | 4,372 | 6,764 | 3,238 | 3,526 | 1,802 | 956 | 846 |
| 50 | 2,870 | 1,271 | 1,599 | 2,382 | 1,043 | 1,339 | 488 | 228 | 260 |
| 51 | 1,088 | 558 | 530 | 920 | 473 | 447 | 168 | 85 | 83 |
| 52 | 1,588 | 781 | 807 | 1,235 | 580 | 655 | 353 | 201 | 152 |
| 53 | 782 | 403 | 379 | 633 | 326 | 307 | 149 | 77 | 72 |
| 54 | 1,176 | 634 | 542 | 933 | 486 | 447 | 243 | 148 | 95 |
| 50 - 54 | 7,504 | 3,647 | 3,857 | 6,103 | 2,908 | 3,195 | 1,401 | 739 | 662 |
| 55 | 1,239 | 556 | 683 | 1,033 | 454 | 579 | 206 | 102 | 104 |
| 56 | 1,100 | 552 | 548 | 887 | 434 | 453 | 213 | 118 | 95 |
| 57 | 569 | 302 | 267 | 457 | 244 | 213 | 112 | 58 | 54 |
| 58 | 1,281 | 573 | 708 | 1,071 | 468 | 603 | 210 | 105 | 105 |
| 59 | 474 | 220 | 254 | 374 | 173 | 201 | 100 | 47 | 53 |
| 55 - 59 | 4,663 | 2,203 | 2,460 | 3,822 | 1,773 | 2,049 | 841 | 430 | 411 |
| 60 | 2,085 | 929 | 1,156 | 1,806 | 780 | 1,026 | 279 | 149 | 130 |
| 61 | 391 | 195 | 196 | 327 | 157 | 170 | 64 | 38 | 26 |
| 62 | 897 | 436 | 461 | 759 | 364 | 395 | 138 | 72 | 66 |
| 63 | 451 | 218 | 233 | 372 | 174 | 198 | 79 | 44 | 35 |
| 64 | 479 | 255 | 224 | 389 | 202 | 187 | 90 | 53 | 37 |
| 60 - 64 | 4,303 | 2,033 | 2,270 | 3,653 | 1,677 | 1,976 | 650 | 356 | 294 |
| 65 | 1,052 | 457 | 595 | 901 | 393 | 508 | 151 | 64 | 87 |
| 66 | 404 | 214 | 190 | 349 | 184 | 165 | 55 | 30 | 25 |
| 67 | 415 | 227 | 188 | 344 | 194 | 150 | 71 | 33 | 38 |
| 68 | 801 | 344 | 457 | 715 | 300 | 415 | 86 | 44 | 42 |
| 69 | 247 | 119 | 128 | 214 | 105 | 109 | 33 | 14 | 19 |
| 65 - 69 | 2,919 | 1,361 | 1,558 | 2,523 | 1,176 | 1,347 | 396 | 185 | 211 |
| 70 | 1,412 | 591 | 821 | 1,214 | 519 | 695 | 198 | 72 | 126 |
| 71 | 182 | 103 | 79 | 159 | 91 | 68 | 23 | 12 | 11 |
| 72 | 540 | 258 | 282 | 469 | 226 | 243 | 71 | 32 | 39 |
| 73 | 219 | 101 | 118 | 192 | 88 | 104 | 27 | 13 | 14 |
| 74 | 315 | 179 | 136 | 279 | 158 | 121 | 36 | 21 | 15 |
| 70 - 74 | 2,668 | 1,232 | 1,436 | 2,313 | 1,082 | 1,231 | 355 | 150 | 205 |
| 75 | 563 | 241 | 322 | 507 | 215 | 292 | 56 | 26 | 30 |
| 76 | 330 | 158 | 172 | 286 | 139 | 147 | 44 | 19 | 25 |
| 77 | 134 | 83 | 51 | 110 | 73 | 37 | 24 | 10 | 14 |
| 78 | 451 | 177 | 274 | 412 | 169 | 243 | 39 | 8 | 31 |
| 79 | 209 | 115 | 94 | 184 | 102 | 82 | 25 | 13 | 12 |
| 75 - 79 | 1,687 | 774 | 913 | 1,499 | 698 | 801 | 188 | 76 | 112 |
| 80+ | 2,604 | 1,096 | 1,508 | 2,263 | 986 | 1,277 | 341 | 110 | 231 |

Table 20.2: Serengeti District Council: Total Population by Age in Single Years, Five Year Age Groups, Sex and Rural-Urban

| Age | Total | | | Rural | | | Urban | | |
|----------------|----------------|----------------|----------------|----------------|----------------|----------------|---------------|---------------|---------------|
| | Both Sexes | Male | Female | Both Sexes | Male | Female | Both Sexes | Male | Female |
| Total | 249,420 | 121,399 | 128,021 | 227,936 | 111,190 | 116,746 | 21,484 | 10,209 | 11,275 |
| 0 | 10,410 | 5,114 | 5,296 | 9,652 | 4,766 | 4,886 | 758 | 348 | 410 |
| 1 | 9,397 | 4,688 | 4,709 | 8,796 | 4,403 | 4,393 | 601 | 285 | 316 |
| 2 | 10,810 | 5,466 | 5,344 | 10,115 | 5,088 | 5,027 | 695 | 378 | 317 |
| 3 | 10,191 | 5,209 | 4,982 | 9,512 | 4,863 | 4,649 | 679 | 346 | 333 |
| 4 | 10,778 | 5,452 | 5,326 | 10,081 | 5,080 | 5,001 | 697 | 372 | 325 |
| 0 - 4 | 51,586 | 25,929 | 25,657 | 48,156 | 24,200 | 23,956 | 3,430 | 1,729 | 1,701 |
| 5 | 9,358 | 4,756 | 4,602 | 8,672 | 4,400 | 4,272 | 686 | 356 | 330 |
| 6 | 10,094 | 5,073 | 5,021 | 9,431 | 4,740 | 4,691 | 663 | 333 | 330 |
| 7 | 8,412 | 4,282 | 4,130 | 7,755 | 3,955 | 3,800 | 657 | 327 | 330 |
| 8 | 8,891 | 4,393 | 4,498 | 8,286 | 4,107 | 4,179 | 605 | 286 | 319 |
| 9 | 7,252 | 3,691 | 3,561 | 6,669 | 3,396 | 3,273 | 583 | 295 | 288 |
| 5 - 9 | 44,007 | 22,195 | 21,812 | 40,813 | 20,598 | 20,215 | 3,194 | 1,597 | 1,597 |
| 10 | 9,025 | 4,460 | 4,565 | 8,346 | 4,132 | 4,214 | 679 | 328 | 351 |
| 11 | 5,701 | 2,889 | 2,812 | 5,231 | 2,673 | 2,558 | 470 | 216 | 254 |
| 12 | 8,716 | 4,398 | 4,318 | 8,026 | 4,077 | 3,949 | 690 | 321 | 369 |
| 13 | 5,632 | 2,868 | 2,764 | 5,144 | 2,640 | 2,504 | 488 | 228 | 260 |
| 14 | 5,797 | 2,974 | 2,823 | 5,299 | 2,728 | 2,571 | 498 | 246 | 252 |
| 10 - 14 | 34,871 | 17,589 | 17,282 | 32,046 | 16,250 | 15,796 | 2,825 | 1,339 | 1,486 |
| 15 | 5,234 | 2,702 | 2,532 | 4,740 | 2,456 | 2,284 | 494 | 246 | 248 |
| 16 | 5,235 | 2,612 | 2,623 | 4,703 | 2,378 | 2,325 | 532 | 234 | 298 |
| 17 | 4,067 | 2,056 | 2,011 | 3,619 | 1,852 | 1,767 | 448 | 204 | 244 |
| 18 | 6,000 | 2,805 | 3,195 | 5,381 | 2,535 | 2,846 | 619 | 270 | 349 |
| 19 | 3,965 | 1,813 | 2,152 | 3,550 | 1,634 | 1,916 | 415 | 179 | 236 |
| 15 - 19 | 24,501 | 11,988 | 12,513 | 21,993 | 10,855 | 11,138 | 2,508 | 1,133 | 1,375 |
| 20 | 6,224 | 2,591 | 3,633 | 5,604 | 2,317 | 3,287 | 620 | 274 | 346 |
| 21 | 2,951 | 1,385 | 1,566 | 2,579 | 1,212 | 1,367 | 372 | 173 | 199 |
| 22 | 4,581 | 2,041 | 2,540 | 4,062 | 1,834 | 2,228 | 519 | 207 | 312 |
| 23 | 2,632 | 1,191 | 1,441 | 2,281 | 1,054 | 1,227 | 351 | 137 | 214 |
| 24 | 3,363 | 1,460 | 1,903 | 2,999 | 1,302 | 1,697 | 364 | 158 | 206 |
| 20 - 24 | 19,751 | 8,668 | 11,083 | 17,525 | 7,719 | 9,806 | 2,226 | 949 | 1,277 |
| 25 | 3,934 | 1,675 | 2,259 | 3,546 | 1,501 | 2,045 | 388 | 174 | 214 |
| 26 | 3,142 | 1,431 | 1,711 | 2,847 | 1,303 | 1,544 | 295 | 128 | 167 |
| 27 | 2,164 | 986 | 1,178 | 1,915 | 871 | 1,044 | 249 | 115 | 134 |
| 28 | 4,207 | 1,796 | 2,411 | 3,759 | 1,606 | 2,153 | 448 | 190 | 258 |
| 29 | 2,232 | 1,000 | 1,232 | 2,007 | 897 | 1,110 | 225 | 103 | 122 |
| 25 - 29 | 15,679 | 6,888 | 8,791 | 14,074 | 6,178 | 7,896 | 1,605 | 710 | 895 |
| 30 | 4,781 | 2,052 | 2,729 | 4,271 | 1,808 | 2,463 | 510 | 244 | 266 |
| 31 | 1,509 | 724 | 785 | 1,352 | 656 | 696 | 157 | 68 | 89 |
| 32 | 3,227 | 1,528 | 1,699 | 2,877 | 1,366 | 1,511 | 350 | 162 | 188 |
| 33 | 1,756 | 858 | 898 | 1,568 | 775 | 793 | 188 | 83 | 105 |
| 34 | 1,925 | 926 | 999 | 1,726 | 834 | 892 | 199 | 92 | 107 |
| 30 - 34 | 13,198 | 6,088 | 7,110 | 11,794 | 5,439 | 6,355 | 1,404 | 649 | 755 |
| 35 | 2,960 | 1,396 | 1,564 | 2,686 | 1,266 | 1,420 | 274 | 130 | 144 |
| 36 | 2,197 | 1,049 | 1,148 | 1,989 | 942 | 1,047 | 208 | 107 | 101 |
| 37 | 1,501 | 742 | 759 | 1,336 | 658 | 678 | 165 | 84 | 81 |
| 38 | 2,929 | 1,351 | 1,578 | 2,634 | 1,209 | 1,425 | 295 | 142 | 153 |
| 39 | 1,397 | 687 | 710 | 1,268 | 622 | 646 | 129 | 65 | 64 |
| 35 - 39 | 10,984 | 5,225 | 5,759 | 9,913 | 4,697 | 5,216 | 1,071 | 528 | 543 |

Table 20.2: Serengeti District Council: Total Population by Age in Single Years, Five Year Age Groups, Sex and Rural-Urban

| Age | Total | | | Rural | | | Urban | | |
|----------------|--------------|--------------|--------------|--------------|--------------|--------------|------------|------------|------------|
| | Both Sexes | Male | Female | Both Sexes | Male | Female | Both Sexes | Male | Female |
| 40 | 3,406 | 1,554 | 1,852 | 3,083 | 1,394 | 1,689 | 323 | 160 | 163 |
| 41 | 856 | 445 | 411 | 765 | 403 | 362 | 91 | 42 | 49 |
| 42 | 2,176 | 1,053 | 1,123 | 1,970 | 948 | 1,022 | 206 | 105 | 101 |
| 43 | 1,036 | 525 | 511 | 927 | 477 | 450 | 109 | 48 | 61 |
| 44 | 1,401 | 707 | 694 | 1,256 | 642 | 614 | 145 | 65 | 80 |
| 40 - 44 | 8,875 | 4,284 | 4,591 | 8,001 | 3,864 | 4,137 | 874 | 420 | 454 |
| 45 | 1,915 | 939 | 976 | 1,733 | 852 | 881 | 182 | 87 | 95 |
| 46 | 1,304 | 629 | 675 | 1,184 | 569 | 615 | 120 | 60 | 60 |
| 47 | 792 | 398 | 394 | 721 | 362 | 359 | 71 | 36 | 35 |
| 48 | 1,574 | 744 | 830 | 1,422 | 673 | 749 | 152 | 71 | 81 |
| 49 | 895 | 465 | 430 | 815 | 414 | 401 | 80 | 51 | 29 |
| 45 - 49 | 6,480 | 3,175 | 3,305 | 5,875 | 2,870 | 3,005 | 605 | 305 | 300 |
| 50 | 2,066 | 934 | 1,132 | 1,858 | 838 | 1,020 | 208 | 96 | 112 |
| 51 | 910 | 483 | 427 | 813 | 439 | 374 | 97 | 44 | 53 |
| 52 | 1,112 | 562 | 550 | 998 | 495 | 503 | 114 | 67 | 47 |
| 53 | 600 | 278 | 322 | 519 | 235 | 284 | 81 | 43 | 38 |
| 54 | 931 | 477 | 454 | 832 | 422 | 410 | 99 | 55 | 44 |
| 50 - 54 | 5,619 | 2,734 | 2,885 | 5,020 | 2,429 | 2,591 | 599 | 305 | 294 |
| 55 | 852 | 415 | 437 | 778 | 370 | 408 | 74 | 45 | 29 |
| 56 | 774 | 394 | 380 | 689 | 345 | 344 | 85 | 49 | 36 |
| 57 | 457 | 238 | 219 | 420 | 222 | 198 | 37 | 16 | 21 |
| 58 | 917 | 463 | 454 | 820 | 415 | 405 | 97 | 48 | 49 |
| 59 | 350 | 202 | 148 | 309 | 184 | 125 | 41 | 18 | 23 |
| 55 - 59 | 3,350 | 1,712 | 1,638 | 3,016 | 1,536 | 1,480 | 334 | 176 | 158 |
| 60 | 1,482 | 640 | 842 | 1,392 | 602 | 790 | 90 | 38 | 52 |
| 61 | 325 | 167 | 158 | 293 | 150 | 143 | 32 | 17 | 15 |
| 62 | 637 | 336 | 301 | 587 | 307 | 280 | 50 | 29 | 21 |
| 63 | 360 | 187 | 173 | 323 | 169 | 154 | 37 | 18 | 19 |
| 64 | 417 | 221 | 196 | 368 | 196 | 172 | 49 | 25 | 24 |
| 60 - 64 | 3,221 | 1,551 | 1,670 | 2,963 | 1,424 | 1,539 | 258 | 127 | 131 |
| 65 | 775 | 387 | 388 | 724 | 354 | 370 | 51 | 33 | 18 |
| 66 | 260 | 128 | 132 | 239 | 116 | 123 | 21 | 12 | 9 |
| 67 | 384 | 180 | 204 | 349 | 163 | 186 | 35 | 17 | 18 |
| 68 | 554 | 255 | 299 | 513 | 234 | 279 | 41 | 21 | 20 |
| 69 | 194 | 93 | 101 | 177 | 83 | 94 | 17 | 10 | 7 |
| 65 - 69 | 2,167 | 1,043 | 1,124 | 2,002 | 950 | 1,052 | 165 | 93 | 72 |
| 70 | 1,037 | 461 | 576 | 957 | 432 | 525 | 80 | 29 | 51 |
| 71 | 145 | 88 | 57 | 134 | 82 | 52 | 11 | 6 | 5 |
| 72 | 379 | 179 | 200 | 350 | 165 | 185 | 29 | 14 | 15 |
| 73 | 153 | 85 | 68 | 134 | 75 | 59 | 19 | 10 | 9 |
| 74 | 209 | 111 | 98 | 193 | 104 | 89 | 16 | 7 | 9 |
| 70 - 74 | 1,923 | 924 | 999 | 1,768 | 858 | 910 | 155 | 66 | 89 |
| 75 | 399 | 181 | 218 | 373 | 168 | 205 | 26 | 13 | 13 |
| 76 | 235 | 126 | 109 | 222 | 119 | 103 | 13 | 7 | 6 |
| 77 | 94 | 54 | 40 | 88 | 51 | 37 | 6 | 3 | 3 |
| 78 | 317 | 142 | 175 | 296 | 137 | 159 | 21 | 5 | 16 |
| 79 | 137 | 84 | 53 | 131 | 80 | 51 | 6 | 4 | 2 |
| 75 - 79 | 1,182 | 587 | 595 | 1,110 | 555 | 555 | 72 | 32 | 40 |
| 80+ | 2,026 | 819 | 1,207 | 1,867 | 768 | 1,099 | 159 | 51 | 108 |

Table 20.3: Musoma District Council: Total Population by Age in Single Years, Five Year Age Groups, Sex and Rural-Urban

| Age | Total | | | Rural | | | Urban | | |
|----------------|----------------|---------------|---------------|----------------|---------------|---------------|--------------|--------------|--------------|
| | Both Sexes | Male | Female | Both Sexes | Male | Female | Both Sexes | Male | Female |
| Total | 178,356 | 87,324 | 91,032 | 175,781 | 86,114 | 89,667 | 2,575 | 1,210 | 1,365 |
| 0 | 6,591 | 3,286 | 3,305 | 6,509 | 3,245 | 3,264 | 82 | 41 | 41 |
| 1 | 6,262 | 3,133 | 3,129 | 6,169 | 3,082 | 3,087 | 93 | 51 | 42 |
| 2 | 6,940 | 3,408 | 3,532 | 6,866 | 3,376 | 3,490 | 74 | 32 | 42 |
| 3 | 6,735 | 3,363 | 3,372 | 6,651 | 3,318 | 3,333 | 84 | 45 | 39 |
| 4 | 7,142 | 3,659 | 3,483 | 7,052 | 3,616 | 3,436 | 90 | 43 | 47 |
| 0 - 4 | 33,670 | 16,849 | 16,821 | 33,247 | 16,637 | 16,610 | 423 | 212 | 211 |
| 5 | 6,864 | 3,487 | 3,377 | 6,776 | 3,444 | 3,332 | 88 | 43 | 45 |
| 6 | 6,778 | 3,372 | 3,406 | 6,692 | 3,332 | 3,360 | 86 | 40 | 46 |
| 7 | 6,089 | 3,107 | 2,982 | 5,987 | 3,050 | 2,937 | 102 | 57 | 45 |
| 8 | 5,560 | 2,749 | 2,811 | 5,491 | 2,711 | 2,780 | 69 | 38 | 31 |
| 9 | 4,848 | 2,430 | 2,418 | 4,767 | 2,397 | 2,370 | 81 | 33 | 48 |
| 5 - 9 | 30,139 | 15,145 | 14,994 | 29,713 | 14,934 | 14,779 | 426 | 211 | 215 |
| 10 | 5,816 | 3,006 | 2,810 | 5,734 | 2,969 | 2,765 | 82 | 37 | 45 |
| 11 | 4,229 | 2,128 | 2,101 | 4,162 | 2,099 | 2,063 | 67 | 29 | 38 |
| 12 | 5,632 | 2,882 | 2,750 | 5,563 | 2,841 | 2,722 | 69 | 41 | 28 |
| 13 | 4,080 | 2,073 | 2,007 | 4,010 | 2,041 | 1,969 | 70 | 32 | 38 |
| 14 | 3,865 | 2,010 | 1,855 | 3,818 | 1,984 | 1,834 | 47 | 26 | 21 |
| 10 - 14 | 23,622 | 12,099 | 11,523 | 23,287 | 11,934 | 11,353 | 335 | 165 | 170 |
| 15 | 3,667 | 1,932 | 1,735 | 3,624 | 1,917 | 1,707 | 43 | 15 | 28 |
| 16 | 3,464 | 1,856 | 1,608 | 3,414 | 1,836 | 1,578 | 50 | 20 | 30 |
| 17 | 3,097 | 1,670 | 1,427 | 3,062 | 1,649 | 1,413 | 35 | 21 | 14 |
| 18 | 3,962 | 2,069 | 1,893 | 3,909 | 2,049 | 1,860 | 53 | 20 | 33 |
| 19 | 2,757 | 1,318 | 1,439 | 2,709 | 1,296 | 1,413 | 48 | 22 | 26 |
| 15 - 19 | 16,947 | 8,845 | 8,102 | 16,718 | 8,747 | 7,971 | 229 | 98 | 131 |
| 20 | 4,045 | 1,864 | 2,181 | 3,995 | 1,845 | 2,150 | 50 | 19 | 31 |
| 21 | 2,257 | 1,088 | 1,169 | 2,234 | 1,081 | 1,153 | 23 | 7 | 16 |
| 22 | 3,039 | 1,388 | 1,651 | 2,980 | 1,358 | 1,622 | 59 | 30 | 29 |
| 23 | 2,031 | 910 | 1,121 | 1,998 | 893 | 1,105 | 33 | 17 | 16 |
| 24 | 2,329 | 1,041 | 1,288 | 2,291 | 1,028 | 1,263 | 38 | 13 | 25 |
| 20 - 24 | 13,701 | 6,291 | 7,410 | 13,498 | 6,205 | 7,293 | 203 | 86 | 117 |
| 25 | 2,700 | 1,172 | 1,528 | 2,660 | 1,158 | 1,502 | 40 | 14 | 26 |
| 26 | 2,346 | 1,033 | 1,313 | 2,310 | 1,023 | 1,287 | 36 | 10 | 26 |
| 27 | 1,847 | 804 | 1,043 | 1,819 | 785 | 1,034 | 28 | 19 | 9 |
| 28 | 2,749 | 1,161 | 1,588 | 2,699 | 1,139 | 1,560 | 50 | 22 | 28 |
| 29 | 1,746 | 741 | 1,005 | 1,718 | 734 | 984 | 28 | 7 | 21 |
| 25 - 29 | 11,388 | 4,911 | 6,477 | 11,206 | 4,839 | 6,367 | 182 | 72 | 110 |
| 30 | 3,469 | 1,522 | 1,947 | 3,420 | 1,500 | 1,920 | 49 | 22 | 27 |
| 31 | 1,351 | 629 | 722 | 1,333 | 620 | 713 | 18 | 9 | 9 |
| 32 | 2,519 | 1,142 | 1,377 | 2,493 | 1,129 | 1,364 | 26 | 13 | 13 |
| 33 | 1,557 | 746 | 811 | 1,538 | 738 | 800 | 19 | 8 | 11 |
| 34 | 1,500 | 725 | 775 | 1,469 | 710 | 759 | 31 | 15 | 16 |
| 30 - 34 | 10,396 | 4,764 | 5,632 | 10,253 | 4,697 | 5,556 | 143 | 67 | 76 |
| 35 | 2,170 | 1,008 | 1,162 | 2,138 | 996 | 1,142 | 32 | 12 | 20 |
| 36 | 1,741 | 803 | 938 | 1,709 | 793 | 916 | 32 | 10 | 22 |
| 37 | 1,324 | 640 | 684 | 1,297 | 623 | 674 | 27 | 17 | 10 |
| 38 | 2,010 | 925 | 1,085 | 1,981 | 909 | 1,072 | 29 | 16 | 13 |
| 39 | 1,238 | 539 | 699 | 1,225 | 534 | 691 | 13 | 5 | 8 |
| 35 - 39 | 8,483 | 3,915 | 4,568 | 8,350 | 3,855 | 4,495 | 133 | 60 | 73 |

Table 20.3: Musoma District Council: Total Population by Age in Single Years, Five Year Age Groups, Sex and Rural-Urban

| Age | Total | | | Rural | | | Urban | | |
|----------------|--------------|--------------|--------------|--------------|--------------|--------------|------------|-----------|-----------|
| | Both Sexes | Male | Female | Both Sexes | Male | Female | Both Sexes | Male | Female |
| 40 | 2,488 | 1,205 | 1,283 | 2,464 | 1,187 | 1,277 | 24 | 18 | 6 |
| 41 | 783 | 371 | 412 | 767 | 368 | 399 | 16 | 3 | 13 |
| 42 | 1,685 | 837 | 848 | 1,651 | 817 | 834 | 34 | 20 | 14 |
| 43 | 851 | 411 | 440 | 837 | 404 | 433 | 14 | 7 | 7 |
| 44 | 1,195 | 533 | 662 | 1,182 | 529 | 653 | 13 | 4 | 9 |
| 40 - 44 | 7,002 | 3,357 | 3,645 | 6,901 | 3,305 | 3,596 | 101 | 52 | 49 |
| 45 | 1,461 | 679 | 782 | 1,436 | 667 | 769 | 25 | 12 | 13 |
| 46 | 1,041 | 478 | 563 | 1,022 | 471 | 551 | 19 | 7 | 12 |
| 47 | 883 | 447 | 436 | 864 | 437 | 427 | 19 | 10 | 9 |
| 48 | 1,274 | 639 | 635 | 1,258 | 632 | 626 | 16 | 7 | 9 |
| 49 | 805 | 424 | 381 | 794 | 418 | 376 | 11 | 6 | 5 |
| 45 - 49 | 5,464 | 2,667 | 2,797 | 5,374 | 2,625 | 2,749 | 90 | 42 | 48 |
| 50 | 1,575 | 748 | 827 | 1,544 | 734 | 810 | 31 | 14 | 17 |
| 51 | 717 | 334 | 383 | 701 | 331 | 370 | 16 | 3 | 13 |
| 52 | 990 | 516 | 474 | 971 | 505 | 466 | 19 | 11 | 8 |
| 53 | 532 | 240 | 292 | 525 | 235 | 290 | 7 | 5 | 2 |
| 54 | 818 | 401 | 417 | 810 | 398 | 412 | 8 | 3 | 5 |
| 50 - 54 | 4,632 | 2,239 | 2,393 | 4,551 | 2,203 | 2,348 | 81 | 36 | 45 |
| 55 | 675 | 329 | 346 | 659 | 325 | 334 | 16 | 4 | 12 |
| 56 | 844 | 413 | 431 | 833 | 409 | 424 | 11 | 4 | 7 |
| 57 | 484 | 229 | 255 | 478 | 226 | 252 | 6 | 3 | 3 |
| 58 | 816 | 358 | 458 | 802 | 350 | 452 | 14 | 8 | 6 |
| 59 | 376 | 181 | 195 | 371 | 179 | 192 | 5 | 2 | 3 |
| 55 - 59 | 3,195 | 1,510 | 1,685 | 3,143 | 1,489 | 1,654 | 52 | 21 | 31 |
| 60 | 1,170 | 556 | 614 | 1,152 | 548 | 604 | 18 | 8 | 10 |
| 61 | 318 | 157 | 161 | 309 | 153 | 156 | 9 | 4 | 5 |
| 62 | 611 | 295 | 316 | 599 | 289 | 310 | 12 | 6 | 6 |
| 63 | 426 | 219 | 207 | 415 | 212 | 203 | 11 | 7 | 4 |
| 64 | 526 | 260 | 266 | 516 | 256 | 260 | 10 | 4 | 6 |
| 60 - 64 | 3,051 | 1,487 | 1,564 | 2,991 | 1,458 | 1,533 | 60 | 29 | 31 |
| 65 | 563 | 254 | 309 | 553 | 250 | 303 | 10 | 4 | 6 |
| 66 | 315 | 160 | 155 | 309 | 155 | 154 | 6 | 5 | 1 |
| 67 | 333 | 171 | 162 | 328 | 168 | 160 | 5 | 3 | 2 |
| 68 | 420 | 197 | 223 | 412 | 195 | 217 | 8 | 2 | 6 |
| 69 | 235 | 116 | 119 | 232 | 114 | 118 | 3 | 2 | 1 |
| 65 - 69 | 1,866 | 898 | 968 | 1,834 | 882 | 952 | 32 | 16 | 16 |
| 70 | 864 | 408 | 456 | 852 | 402 | 450 | 12 | 6 | 6 |
| 71 | 138 | 73 | 65 | 135 | 71 | 64 | 3 | 2 | 1 |
| 72 | 374 | 185 | 189 | 367 | 180 | 187 | 7 | 5 | 2 |
| 73 | 192 | 101 | 91 | 184 | 97 | 87 | 8 | 4 | 4 |
| 74 | 287 | 151 | 136 | 278 | 146 | 132 | 9 | 5 | 4 |
| 70 - 74 | 1,855 | 918 | 937 | 1,816 | 896 | 920 | 39 | 22 | 17 |
| 75 | 322 | 150 | 172 | 316 | 148 | 168 | 6 | 2 | 4 |
| 76 | 390 | 210 | 180 | 385 | 208 | 177 | 5 | 2 | 3 |
| 77 | 171 | 97 | 74 | 164 | 93 | 71 | 7 | 4 | 3 |
| 78 | 272 | 133 | 139 | 269 | 132 | 137 | 3 | 1 | 2 |
| 79 | 190 | 102 | 88 | 189 | 102 | 87 | 1 | 0 | 1 |
| 75 - 79 | 1,345 | 692 | 653 | 1,323 | 683 | 640 | 22 | 9 | 13 |
| 80+ | 1,600 | 737 | 863 | 1,576 | 725 | 851 | 24 | 12 | 12 |

Table 20.4: Bunda District Council: Total Population by Age in Single Years, Five Year Age Groups, Sex and Rural-Urban

| Age | Total | | | Rural | | | Urban | | |
|----------------|----------------|----------------|----------------|----------------|----------------|----------------|---------------|---------------|---------------|
| | Both Sexes | Male | Female | Both Sexes | Male | Female | Both Sexes | Male | Female |
| Total | 335,061 | 162,241 | 172,820 | 276,671 | 134,969 | 141,702 | 58,390 | 27,272 | 31,118 |
| 0 | 12,625 | 6,245 | 6,380 | 10,775 | 5,328 | 5,447 | 1,850 | 917 | 933 |
| 1 | 11,094 | 5,453 | 5,641 | 9,506 | 4,684 | 4,822 | 1,588 | 769 | 819 |
| 2 | 12,547 | 6,269 | 6,278 | 10,709 | 5,317 | 5,392 | 1,838 | 952 | 886 |
| 3 | 12,489 | 6,246 | 6,243 | 10,573 | 5,306 | 5,267 | 1,916 | 940 | 976 |
| 4 | 13,173 | 6,721 | 6,452 | 11,243 | 5,741 | 5,502 | 1,930 | 980 | 950 |
| 0 - 4 | 61,928 | 30,934 | 30,994 | 52,806 | 26,376 | 26,430 | 9,122 | 4,558 | 4,564 |
| 5 | 12,166 | 6,215 | 5,951 | 10,315 | 5,274 | 5,041 | 1,851 | 941 | 910 |
| 6 | 12,355 | 6,306 | 6,049 | 10,595 | 5,426 | 5,169 | 1,760 | 880 | 880 |
| 7 | 11,463 | 5,795 | 5,668 | 9,656 | 4,884 | 4,772 | 1,807 | 911 | 896 |
| 8 | 10,712 | 5,306 | 5,406 | 9,099 | 4,523 | 4,576 | 1,613 | 783 | 830 |
| 9 | 9,502 | 4,885 | 4,617 | 8,004 | 4,178 | 3,826 | 1,498 | 707 | 791 |
| 5 - 9 | 56,198 | 28,507 | 27,691 | 47,669 | 24,285 | 23,384 | 8,529 | 4,222 | 4,307 |
| 10 | 11,453 | 5,812 | 5,641 | 9,637 | 4,952 | 4,685 | 1,816 | 860 | 956 |
| 11 | 7,924 | 3,937 | 3,987 | 6,599 | 3,305 | 3,294 | 1,325 | 632 | 693 |
| 12 | 11,405 | 5,833 | 5,572 | 9,596 | 4,952 | 4,644 | 1,809 | 881 | 928 |
| 13 | 8,254 | 4,140 | 4,114 | 6,877 | 3,491 | 3,386 | 1,377 | 649 | 728 |
| 14 | 7,875 | 4,013 | 3,862 | 6,460 | 3,351 | 3,109 | 1,415 | 662 | 753 |
| 10 - 14 | 46,911 | 23,735 | 23,176 | 39,169 | 20,051 | 19,118 | 7,742 | 3,684 | 4,058 |
| 15 | 7,394 | 3,880 | 3,514 | 5,992 | 3,224 | 2,768 | 1,402 | 656 | 746 |
| 16 | 7,447 | 3,841 | 3,606 | 5,945 | 3,129 | 2,816 | 1,502 | 712 | 790 |
| 17 | 6,656 | 3,490 | 3,166 | 5,244 | 2,827 | 2,417 | 1,412 | 663 | 749 |
| 18 | 7,593 | 3,752 | 3,841 | 5,963 | 2,977 | 2,986 | 1,630 | 775 | 855 |
| 19 | 5,247 | 2,503 | 2,744 | 4,128 | 2,013 | 2,115 | 1,119 | 490 | 629 |
| 15 - 19 | 34,337 | 17,466 | 16,871 | 27,272 | 14,170 | 13,102 | 7,065 | 3,296 | 3,769 |
| 20 | 7,750 | 3,544 | 4,206 | 6,137 | 2,826 | 3,311 | 1,613 | 718 | 895 |
| 21 | 4,340 | 2,082 | 2,258 | 3,434 | 1,672 | 1,762 | 906 | 410 | 496 |
| 22 | 5,993 | 2,725 | 3,268 | 4,722 | 2,168 | 2,554 | 1,271 | 557 | 714 |
| 23 | 3,963 | 1,783 | 2,180 | 3,043 | 1,391 | 1,652 | 920 | 392 | 528 |
| 24 | 4,623 | 2,051 | 2,572 | 3,579 | 1,584 | 1,995 | 1,044 | 467 | 577 |
| 20 - 24 | 26,669 | 12,185 | 14,484 | 20,915 | 9,641 | 11,274 | 5,754 | 2,544 | 3,210 |
| 25 | 4,962 | 2,210 | 2,752 | 3,941 | 1,765 | 2,176 | 1,021 | 445 | 576 |
| 26 | 4,160 | 1,829 | 2,331 | 3,357 | 1,488 | 1,869 | 803 | 341 | 462 |
| 27 | 3,388 | 1,512 | 1,876 | 2,671 | 1,201 | 1,470 | 717 | 311 | 406 |
| 28 | 5,071 | 2,198 | 2,873 | 3,940 | 1,729 | 2,211 | 1,131 | 469 | 662 |
| 29 | 3,154 | 1,358 | 1,796 | 2,448 | 1,046 | 1,402 | 706 | 312 | 394 |
| 25 - 29 | 20,735 | 9,107 | 11,628 | 16,357 | 7,229 | 9,128 | 4,378 | 1,878 | 2,500 |
| 30 | 6,205 | 2,659 | 3,546 | 4,948 | 2,065 | 2,883 | 1,257 | 594 | 663 |
| 31 | 2,355 | 1,025 | 1,330 | 1,870 | 834 | 1,036 | 485 | 191 | 294 |
| 32 | 4,338 | 1,959 | 2,379 | 3,474 | 1,560 | 1,914 | 864 | 399 | 465 |
| 33 | 2,689 | 1,248 | 1,441 | 2,135 | 1,002 | 1,133 | 554 | 246 | 308 |
| 34 | 2,721 | 1,291 | 1,430 | 2,165 | 1,036 | 1,129 | 556 | 255 | 301 |
| 30 - 34 | 18,308 | 8,182 | 10,126 | 14,592 | 6,497 | 8,095 | 3,716 | 1,685 | 2,031 |
| 35 | 3,960 | 1,746 | 2,214 | 3,192 | 1,391 | 1,801 | 768 | 355 | 413 |
| 36 | 3,104 | 1,318 | 1,786 | 2,491 | 1,066 | 1,425 | 613 | 252 | 361 |
| 37 | 2,393 | 1,136 | 1,257 | 1,934 | 930 | 1,004 | 459 | 206 | 253 |
| 38 | 3,776 | 1,658 | 2,118 | 3,054 | 1,345 | 1,709 | 722 | 313 | 409 |
| 39 | 2,130 | 923 | 1,207 | 1,694 | 730 | 964 | 436 | 193 | 243 |
| 35 - 39 | 15,363 | 6,781 | 8,582 | 12,365 | 5,462 | 6,903 | 2,998 | 1,319 | 1,679 |

Table 20.4: Bunda District Council: Total Population by Age in Single Years, Five Year Age Groups, Sex and Rural-Urban

| Age | Total | | | Rural | | | Urban | | |
|----------------|---------------|--------------|--------------|---------------|--------------|--------------|--------------|--------------|--------------|
| | Both Sexes | Male | Female | Both Sexes | Male | Female | Both Sexes | Male | Female |
| 40 | 4,575 | 2,057 | 2,518 | 3,777 | 1,679 | 2,098 | 798 | 378 | 420 |
| 41 | 1,435 | 654 | 781 | 1,197 | 546 | 651 | 238 | 108 | 130 |
| 42 | 3,088 | 1,445 | 1,643 | 2,543 | 1,179 | 1,364 | 545 | 266 | 279 |
| 43 | 1,581 | 757 | 824 | 1,295 | 609 | 686 | 286 | 148 | 138 |
| 44 | 1,895 | 889 | 1,006 | 1,586 | 745 | 841 | 309 | 144 | 165 |
| 40 - 44 | 12,574 | 5,802 | 6,772 | 10,398 | 4,758 | 5,640 | 2,176 | 1,044 | 1,132 |
| 45 | 2,622 | 1,250 | 1,372 | 2,159 | 1,032 | 1,127 | 463 | 218 | 245 |
| 46 | 1,845 | 872 | 973 | 1,551 | 743 | 808 | 294 | 129 | 165 |
| 47 | 1,449 | 708 | 741 | 1,177 | 575 | 602 | 272 | 133 | 139 |
| 48 | 2,266 | 1,045 | 1,221 | 1,894 | 879 | 1,015 | 372 | 166 | 206 |
| 49 | 1,485 | 686 | 799 | 1,233 | 569 | 664 | 252 | 117 | 135 |
| 45 - 49 | 9,667 | 4,561 | 5,106 | 8,014 | 3,798 | 4,216 | 1,653 | 763 | 890 |
| 50 | 2,878 | 1,289 | 1,589 | 2,365 | 1,071 | 1,294 | 513 | 218 | 295 |
| 51 | 1,426 | 636 | 790 | 1,203 | 525 | 678 | 223 | 111 | 112 |
| 52 | 1,709 | 843 | 866 | 1,391 | 696 | 695 | 318 | 147 | 171 |
| 53 | 1,022 | 477 | 545 | 835 | 394 | 441 | 187 | 83 | 104 |
| 54 | 1,546 | 745 | 801 | 1,257 | 602 | 655 | 289 | 143 | 146 |
| 50 - 54 | 8,581 | 3,990 | 4,591 | 7,051 | 3,288 | 3,763 | 1,530 | 702 | 828 |
| 55 | 1,219 | 586 | 633 | 1,007 | 485 | 522 | 212 | 101 | 111 |
| 56 | 1,336 | 620 | 716 | 1,078 | 501 | 577 | 258 | 119 | 139 |
| 57 | 843 | 411 | 432 | 724 | 351 | 373 | 119 | 60 | 59 |
| 58 | 1,469 | 641 | 828 | 1,245 | 548 | 697 | 224 | 93 | 131 |
| 59 | 691 | 322 | 369 | 569 | 269 | 300 | 122 | 53 | 69 |
| 55 - 59 | 5,558 | 2,580 | 2,978 | 4,623 | 2,154 | 2,469 | 935 | 426 | 509 |
| 60 | 2,333 | 1,027 | 1,306 | 1,920 | 860 | 1,060 | 413 | 167 | 246 |
| 61 | 519 | 239 | 280 | 428 | 194 | 234 | 91 | 45 | 46 |
| 62 | 1,106 | 549 | 557 | 903 | 466 | 437 | 203 | 83 | 120 |
| 63 | 743 | 362 | 381 | 608 | 299 | 309 | 135 | 63 | 72 |
| 64 | 863 | 450 | 413 | 729 | 383 | 346 | 134 | 67 | 67 |
| 60 - 64 | 5,564 | 2,627 | 2,937 | 4,588 | 2,202 | 2,386 | 976 | 425 | 551 |
| 65 | 1,106 | 507 | 599 | 948 | 422 | 526 | 158 | 85 | 73 |
| 66 | 489 | 254 | 235 | 395 | 208 | 187 | 94 | 46 | 48 |
| 67 | 648 | 321 | 327 | 549 | 271 | 278 | 99 | 50 | 49 |
| 68 | 828 | 383 | 445 | 723 | 339 | 384 | 105 | 44 | 61 |
| 69 | 334 | 136 | 198 | 281 | 114 | 167 | 53 | 22 | 31 |
| 65 - 69 | 3,405 | 1,601 | 1,804 | 2,896 | 1,354 | 1,542 | 509 | 247 | 262 |
| 70 | 1,597 | 657 | 940 | 1,375 | 578 | 797 | 222 | 79 | 143 |
| 71 | 232 | 124 | 108 | 192 | 110 | 82 | 40 | 14 | 26 |
| 72 | 720 | 329 | 391 | 627 | 285 | 342 | 93 | 44 | 49 |
| 73 | 362 | 184 | 178 | 307 | 168 | 139 | 55 | 16 | 39 |
| 74 | 438 | 221 | 217 | 367 | 184 | 183 | 71 | 37 | 34 |
| 70 - 74 | 3,349 | 1,515 | 1,834 | 2,868 | 1,325 | 1,543 | 481 | 190 | 291 |
| 75 | 697 | 315 | 382 | 601 | 276 | 325 | 96 | 39 | 57 |
| 76 | 568 | 297 | 271 | 486 | 268 | 218 | 82 | 29 | 53 |
| 77 | 289 | 160 | 129 | 255 | 142 | 113 | 34 | 18 | 16 |
| 78 | 521 | 245 | 276 | 455 | 225 | 230 | 66 | 20 | 46 |
| 79 | 331 | 182 | 149 | 280 | 162 | 118 | 51 | 20 | 31 |
| 75 - 79 | 2,406 | 1,199 | 1,207 | 2,077 | 1,073 | 1,004 | 329 | 126 | 203 |
| 80+ | 3,508 | 1,469 | 2,039 | 3,011 | 1,306 | 1,705 | 497 | 163 | 334 |

Table 20.5: Musoma Municipal Council: Total Population by Age in Single Years, Five Year Age Groups, Sex and Rural-Urban

| Age | Total | | | Rural | | | Urban | | |
|----------------|----------------|---------------|---------------|------------|----------|----------|----------------|---------------|---------------|
| | Both Sexes | Male | Female | Both Sexes | Male | Female | Both Sexes | Male | Female |
| Total | 134,327 | 62,694 | 71,633 | 0 | 0 | 0 | 134,327 | 62,694 | 71,633 |
| 0 | 4,262 | 2,131 | 2,131 | 0 | 0 | 0 | 4,262 | 2,131 | 2,131 |
| 1 | 3,847 | 1,896 | 1,951 | 0 | 0 | 0 | 3,847 | 1,896 | 1,951 |
| 2 | 4,000 | 1,987 | 2,013 | 0 | 0 | 0 | 4,000 | 1,987 | 2,013 |
| 3 | 4,046 | 1,956 | 2,090 | 0 | 0 | 0 | 4,046 | 1,956 | 2,090 |
| 4 | 4,356 | 2,191 | 2,165 | 0 | 0 | 0 | 4,356 | 2,191 | 2,165 |
| 0 - 4 | 20,511 | 10,161 | 10,350 | 0 | 0 | 0 | 20,511 | 10,161 | 10,350 |
| 5 | 4,010 | 1,967 | 2,043 | 0 | 0 | 0 | 4,010 | 1,967 | 2,043 |
| 6 | 4,063 | 1,956 | 2,107 | 0 | 0 | 0 | 4,063 | 1,956 | 2,107 |
| 7 | 3,893 | 1,928 | 1,965 | 0 | 0 | 0 | 3,893 | 1,928 | 1,965 |
| 8 | 3,696 | 1,813 | 1,883 | 0 | 0 | 0 | 3,696 | 1,813 | 1,883 |
| 9 | 3,430 | 1,660 | 1,770 | 0 | 0 | 0 | 3,430 | 1,660 | 1,770 |
| 5 - 9 | 19,092 | 9,324 | 9,768 | 0 | 0 | 0 | 19,092 | 9,324 | 9,768 |
| 10 | 4,035 | 1,890 | 2,145 | 0 | 0 | 0 | 4,035 | 1,890 | 2,145 |
| 11 | 3,004 | 1,438 | 1,566 | 0 | 0 | 0 | 3,004 | 1,438 | 1,566 |
| 12 | 4,161 | 2,037 | 2,124 | 0 | 0 | 0 | 4,161 | 2,037 | 2,124 |
| 13 | 3,113 | 1,448 | 1,665 | 0 | 0 | 0 | 3,113 | 1,448 | 1,665 |
| 14 | 3,243 | 1,481 | 1,762 | 0 | 0 | 0 | 3,243 | 1,481 | 1,762 |
| 10 - 14 | 17,556 | 8,294 | 9,262 | 0 | 0 | 0 | 17,556 | 8,294 | 9,262 |
| 15 | 3,044 | 1,379 | 1,665 | 0 | 0 | 0 | 3,044 | 1,379 | 1,665 |
| 16 | 3,305 | 1,542 | 1,763 | 0 | 0 | 0 | 3,305 | 1,542 | 1,763 |
| 17 | 3,243 | 1,537 | 1,706 | 0 | 0 | 0 | 3,243 | 1,537 | 1,706 |
| 18 | 3,768 | 1,767 | 2,001 | 0 | 0 | 0 | 3,768 | 1,767 | 2,001 |
| 19 | 2,874 | 1,325 | 1,549 | 0 | 0 | 0 | 2,874 | 1,325 | 1,549 |
| 15 - 19 | 16,234 | 7,550 | 8,684 | 0 | 0 | 0 | 16,234 | 7,550 | 8,684 |
| 20 | 3,722 | 1,587 | 2,135 | 0 | 0 | 0 | 3,722 | 1,587 | 2,135 |
| 21 | 2,175 | 981 | 1,194 | 0 | 0 | 0 | 2,175 | 981 | 1,194 |
| 22 | 3,047 | 1,353 | 1,694 | 0 | 0 | 0 | 3,047 | 1,353 | 1,694 |
| 23 | 2,077 | 891 | 1,186 | 0 | 0 | 0 | 2,077 | 891 | 1,186 |
| 24 | 2,207 | 912 | 1,295 | 0 | 0 | 0 | 2,207 | 912 | 1,295 |
| 20 - 24 | 13,228 | 5,724 | 7,504 | 0 | 0 | 0 | 13,228 | 5,724 | 7,504 |
| 25 | 2,461 | 1,057 | 1,404 | 0 | 0 | 0 | 2,461 | 1,057 | 1,404 |
| 26 | 2,162 | 921 | 1,241 | 0 | 0 | 0 | 2,162 | 921 | 1,241 |
| 27 | 1,780 | 777 | 1,003 | 0 | 0 | 0 | 1,780 | 777 | 1,003 |
| 28 | 2,658 | 1,172 | 1,486 | 0 | 0 | 0 | 2,658 | 1,172 | 1,486 |
| 29 | 1,664 | 706 | 958 | 0 | 0 | 0 | 1,664 | 706 | 958 |
| 25 - 29 | 10,725 | 4,633 | 6,092 | 0 | 0 | 0 | 10,725 | 4,633 | 6,092 |
| 30 | 2,936 | 1,308 | 1,628 | 0 | 0 | 0 | 2,936 | 1,308 | 1,628 |
| 31 | 1,071 | 542 | 529 | 0 | 0 | 0 | 1,071 | 542 | 529 |
| 32 | 2,177 | 1,010 | 1,167 | 0 | 0 | 0 | 2,177 | 1,010 | 1,167 |
| 33 | 1,308 | 573 | 735 | 0 | 0 | 0 | 1,308 | 573 | 735 |
| 34 | 1,252 | 581 | 671 | 0 | 0 | 0 | 1,252 | 581 | 671 |
| 30 - 34 | 8,744 | 4,014 | 4,730 | 0 | 0 | 0 | 8,744 | 4,014 | 4,730 |
| 35 | 1,828 | 892 | 936 | 0 | 0 | 0 | 1,828 | 892 | 936 |
| 36 | 1,364 | 622 | 742 | 0 | 0 | 0 | 1,364 | 622 | 742 |
| 37 | 1,135 | 522 | 613 | 0 | 0 | 0 | 1,135 | 522 | 613 |
| 38 | 1,543 | 688 | 855 | 0 | 0 | 0 | 1,543 | 688 | 855 |
| 39 | 979 | 437 | 542 | 0 | 0 | 0 | 979 | 437 | 542 |
| 35 - 39 | 6,849 | 3,161 | 3,688 | 0 | 0 | 0 | 6,849 | 3,161 | 3,688 |

Table 20.5: Musoma Municipal Council: Total Population by Age in Single Years, Five Year Age Groups, Sex and Rural-Urban

| Age | Total | | | Rural | | | Urban | | |
|----------------|--------------|--------------|--------------|------------|----------|----------|--------------|--------------|--------------|
| | Both Sexes | Male | Female | Both Sexes | Male | Female | Both Sexes | Male | Female |
| 40 | 1,920 | 926 | 994 | 0 | 0 | 0 | 1,920 | 926 | 994 |
| 41 | 519 | 262 | 257 | 0 | 0 | 0 | 519 | 262 | 257 |
| 42 | 1,265 | 610 | 655 | 0 | 0 | 0 | 1,265 | 610 | 655 |
| 43 | 671 | 322 | 349 | 0 | 0 | 0 | 671 | 322 | 349 |
| 44 | 815 | 381 | 434 | 0 | 0 | 0 | 815 | 381 | 434 |
| 40 - 44 | 5,190 | 2,501 | 2,689 | 0 | 0 | 0 | 5,190 | 2,501 | 2,689 |
| 45 | 1,101 | 541 | 560 | 0 | 0 | 0 | 1,101 | 541 | 560 |
| 46 | 692 | 322 | 370 | 0 | 0 | 0 | 692 | 322 | 370 |
| 47 | 615 | 293 | 322 | 0 | 0 | 0 | 615 | 293 | 322 |
| 48 | 940 | 423 | 517 | 0 | 0 | 0 | 940 | 423 | 517 |
| 49 | 637 | 288 | 349 | 0 | 0 | 0 | 637 | 288 | 349 |
| 45 - 49 | 3,985 | 1,867 | 2,118 | 0 | 0 | 0 | 3,985 | 1,867 | 2,118 |
| 50 | 1,186 | 544 | 642 | 0 | 0 | 0 | 1,186 | 544 | 642 |
| 51 | 480 | 224 | 256 | 0 | 0 | 0 | 480 | 224 | 256 |
| 52 | 744 | 339 | 405 | 0 | 0 | 0 | 744 | 339 | 405 |
| 53 | 455 | 237 | 218 | 0 | 0 | 0 | 455 | 237 | 218 |
| 54 | 692 | 333 | 359 | 0 | 0 | 0 | 692 | 333 | 359 |
| 50 - 54 | 3,557 | 1,677 | 1,880 | 0 | 0 | 0 | 3,557 | 1,677 | 1,880 |
| 55 | 561 | 266 | 295 | 0 | 0 | 0 | 561 | 266 | 295 |
| 56 | 501 | 236 | 265 | 0 | 0 | 0 | 501 | 236 | 265 |
| 57 | 370 | 166 | 204 | 0 | 0 | 0 | 370 | 166 | 204 |
| 58 | 567 | 242 | 325 | 0 | 0 | 0 | 567 | 242 | 325 |
| 59 | 301 | 155 | 146 | 0 | 0 | 0 | 301 | 155 | 146 |
| 55 - 59 | 2,300 | 1,065 | 1,235 | 0 | 0 | 0 | 2,300 | 1,065 | 1,235 |
| 60 | 863 | 368 | 495 | 0 | 0 | 0 | 863 | 368 | 495 |
| 61 | 207 | 97 | 110 | 0 | 0 | 0 | 207 | 97 | 110 |
| 62 | 441 | 227 | 214 | 0 | 0 | 0 | 441 | 227 | 214 |
| 63 | 345 | 164 | 181 | 0 | 0 | 0 | 345 | 164 | 181 |
| 64 | 323 | 147 | 176 | 0 | 0 | 0 | 323 | 147 | 176 |
| 60 - 64 | 2,179 | 1,003 | 1,176 | 0 | 0 | 0 | 2,179 | 1,003 | 1,176 |
| 65 | 415 | 184 | 231 | 0 | 0 | 0 | 415 | 184 | 231 |
| 66 | 193 | 97 | 96 | 0 | 0 | 0 | 193 | 97 | 96 |
| 67 | 250 | 113 | 137 | 0 | 0 | 0 | 250 | 113 | 137 |
| 68 | 228 | 101 | 127 | 0 | 0 | 0 | 228 | 101 | 127 |
| 69 | 138 | 61 | 77 | 0 | 0 | 0 | 138 | 61 | 77 |
| 65 - 69 | 1,224 | 556 | 668 | 0 | 0 | 0 | 1,224 | 556 | 668 |
| 70 | 538 | 200 | 338 | 0 | 0 | 0 | 538 | 200 | 338 |
| 71 | 92 | 44 | 48 | 0 | 0 | 0 | 92 | 44 | 48 |
| 72 | 214 | 91 | 123 | 0 | 0 | 0 | 214 | 91 | 123 |
| 73 | 155 | 87 | 68 | 0 | 0 | 0 | 155 | 87 | 68 |
| 74 | 119 | 62 | 57 | 0 | 0 | 0 | 119 | 62 | 57 |
| 70 - 74 | 1,118 | 484 | 634 | 0 | 0 | 0 | 1,118 | 484 | 634 |
| 75 | 230 | 82 | 148 | 0 | 0 | 0 | 230 | 82 | 148 |
| 76 | 176 | 84 | 92 | 0 | 0 | 0 | 176 | 84 | 92 |
| 77 | 97 | 53 | 44 | 0 | 0 | 0 | 97 | 53 | 44 |
| 78 | 158 | 63 | 95 | 0 | 0 | 0 | 158 | 63 | 95 |
| 79 | 99 | 48 | 51 | 0 | 0 | 0 | 99 | 48 | 51 |
| 75 - 79 | 760 | 330 | 430 | 0 | 0 | 0 | 760 | 330 | 430 |
| 80+ | 1,075 | 350 | 725 | 0 | 0 | 0 | 1,075 | 350 | 725 |

Table 20.6: Rorya District Council: Total Population by Age in Single Years, Five Year Age Groups, Sex and Rural-Urban

| Age | Total | | | Rural | | | Urban | | |
|----------------|----------------|----------------|----------------|----------------|----------------|----------------|---------------|--------------|--------------|
| | Both Sexes | Male | Female | Both Sexes | Male | Female | Both Sexes | Male | Female |
| Total | 265,241 | 126,247 | 138,994 | 252,189 | 120,331 | 131,858 | 13,052 | 5,916 | 7,136 |
| 0 | 10,152 | 5,159 | 4,993 | 9,716 | 4,944 | 4,772 | 436 | 215 | 221 |
| 1 | 8,677 | 4,333 | 4,344 | 8,305 | 4,168 | 4,137 | 372 | 165 | 207 |
| 2 | 10,582 | 5,332 | 5,250 | 10,155 | 5,134 | 5,021 | 427 | 198 | 229 |
| 3 | 10,459 | 5,140 | 5,319 | 10,054 | 4,946 | 5,108 | 405 | 194 | 211 |
| 4 | 10,841 | 5,366 | 5,475 | 10,397 | 5,159 | 5,238 | 444 | 207 | 237 |
| 0 - 4 | 50,711 | 25,330 | 25,381 | 48,627 | 24,351 | 24,276 | 2,084 | 979 | 1,105 |
| 5 | 10,047 | 5,015 | 5,032 | 9,629 | 4,831 | 4,798 | 418 | 184 | 234 |
| 6 | 10,144 | 5,077 | 5,067 | 9,731 | 4,877 | 4,854 | 413 | 200 | 213 |
| 7 | 8,945 | 4,548 | 4,397 | 8,533 | 4,348 | 4,185 | 412 | 200 | 212 |
| 8 | 9,034 | 4,526 | 4,508 | 8,637 | 4,341 | 4,296 | 397 | 185 | 212 |
| 9 | 7,284 | 3,726 | 3,558 | 6,962 | 3,565 | 3,397 | 322 | 161 | 161 |
| 5 - 9 | 45,454 | 22,892 | 22,562 | 43,492 | 21,962 | 21,530 | 1,962 | 930 | 1,032 |
| 10 | 9,159 | 4,591 | 4,568 | 8,764 | 4,406 | 4,358 | 395 | 185 | 210 |
| 11 | 5,803 | 2,858 | 2,945 | 5,496 | 2,722 | 2,774 | 307 | 136 | 171 |
| 12 | 9,022 | 4,626 | 4,396 | 8,618 | 4,440 | 4,178 | 404 | 186 | 218 |
| 13 | 5,974 | 2,998 | 2,976 | 5,687 | 2,871 | 2,816 | 287 | 127 | 160 |
| 14 | 5,708 | 2,900 | 2,808 | 5,411 | 2,754 | 2,657 | 297 | 146 | 151 |
| 10 - 14 | 35,666 | 17,973 | 17,693 | 33,976 | 17,193 | 16,783 | 1,690 | 780 | 910 |
| 15 | 5,110 | 2,687 | 2,423 | 4,824 | 2,545 | 2,279 | 286 | 142 | 144 |
| 16 | 5,024 | 2,670 | 2,354 | 4,726 | 2,545 | 2,181 | 298 | 125 | 173 |
| 17 | 4,380 | 2,287 | 2,093 | 4,095 | 2,168 | 1,927 | 285 | 119 | 166 |
| 18 | 5,665 | 2,769 | 2,896 | 5,301 | 2,618 | 2,683 | 364 | 151 | 213 |
| 19 | 3,826 | 1,802 | 2,024 | 3,567 | 1,686 | 1,881 | 259 | 116 | 143 |
| 15 - 19 | 24,005 | 12,215 | 11,790 | 22,513 | 11,562 | 10,951 | 1,492 | 653 | 839 |
| 20 | 6,334 | 2,505 | 3,829 | 5,951 | 2,359 | 3,592 | 383 | 146 | 237 |
| 21 | 3,245 | 1,422 | 1,823 | 3,027 | 1,332 | 1,695 | 218 | 90 | 128 |
| 22 | 4,179 | 1,724 | 2,455 | 3,906 | 1,620 | 2,286 | 273 | 104 | 169 |
| 23 | 2,908 | 1,187 | 1,721 | 2,698 | 1,100 | 1,598 | 210 | 87 | 123 |
| 24 | 3,383 | 1,358 | 2,025 | 3,185 | 1,271 | 1,914 | 198 | 87 | 111 |
| 20 - 24 | 20,049 | 8,196 | 11,853 | 18,767 | 7,682 | 11,085 | 1,282 | 514 | 768 |
| 25 | 4,155 | 1,648 | 2,507 | 3,938 | 1,573 | 2,365 | 217 | 75 | 142 |
| 26 | 3,337 | 1,321 | 2,016 | 3,136 | 1,240 | 1,896 | 201 | 81 | 120 |
| 27 | 2,765 | 1,183 | 1,582 | 2,599 | 1,109 | 1,490 | 166 | 74 | 92 |
| 28 | 4,096 | 1,626 | 2,470 | 3,865 | 1,524 | 2,341 | 231 | 102 | 129 |
| 29 | 2,651 | 1,110 | 1,541 | 2,519 | 1,051 | 1,468 | 132 | 59 | 73 |
| 25 - 29 | 17,004 | 6,888 | 10,116 | 16,057 | 6,497 | 9,560 | 947 | 391 | 556 |
| 30 | 5,558 | 2,334 | 3,224 | 5,277 | 2,208 | 3,069 | 281 | 126 | 155 |
| 31 | 1,855 | 867 | 988 | 1,768 | 828 | 940 | 87 | 39 | 48 |
| 32 | 3,614 | 1,652 | 1,962 | 3,398 | 1,546 | 1,852 | 216 | 106 | 110 |
| 33 | 2,208 | 1,045 | 1,163 | 2,086 | 986 | 1,100 | 122 | 59 | 63 |
| 34 | 2,206 | 994 | 1,212 | 2,093 | 943 | 1,150 | 113 | 51 | 62 |
| 30 - 34 | 15,441 | 6,892 | 8,549 | 14,622 | 6,511 | 8,111 | 819 | 381 | 438 |
| 35 | 3,383 | 1,583 | 1,800 | 3,172 | 1,486 | 1,686 | 211 | 97 | 114 |
| 36 | 2,325 | 1,071 | 1,254 | 2,216 | 1,029 | 1,187 | 109 | 42 | 67 |
| 37 | 2,003 | 966 | 1,037 | 1,896 | 917 | 979 | 107 | 49 | 58 |
| 38 | 2,776 | 1,211 | 1,565 | 2,638 | 1,145 | 1,493 | 138 | 66 | 72 |
| 39 | 1,575 | 738 | 837 | 1,492 | 698 | 794 | 83 | 40 | 43 |
| 35 - 39 | 12,062 | 5,569 | 6,493 | 11,414 | 5,275 | 6,139 | 648 | 294 | 354 |

Table 20.6: Rorya District Council: Total Population by Age in Single Years, Five Year Age Groups, Sex and Rural-Urban

| Age | Total | | | Rural | | | Urban | | |
|----------------|--------------|--------------|--------------|--------------|--------------|--------------|------------|------------|------------|
| | Both Sexes | Male | Female | Both Sexes | Male | Female | Both Sexes | Male | Female |
| 40 | 3,848 | 1,780 | 2,068 | 3,637 | 1,690 | 1,947 | 211 | 90 | 121 |
| 41 | 990 | 504 | 486 | 941 | 475 | 466 | 49 | 29 | 20 |
| 42 | 2,280 | 1,065 | 1,215 | 2,147 | 1,014 | 1,133 | 133 | 51 | 82 |
| 43 | 1,358 | 645 | 713 | 1,297 | 615 | 682 | 61 | 30 | 31 |
| 44 | 1,474 | 716 | 758 | 1,396 | 676 | 720 | 78 | 40 | 38 |
| 40 - 44 | 9,950 | 4,710 | 5,240 | 9,418 | 4,470 | 4,948 | 532 | 240 | 292 |
| 45 | 1,996 | 924 | 1,072 | 1,867 | 854 | 1,013 | 129 | 70 | 59 |
| 46 | 1,356 | 685 | 671 | 1,297 | 652 | 645 | 59 | 33 | 26 |
| 47 | 1,160 | 543 | 617 | 1,099 | 517 | 582 | 61 | 26 | 35 |
| 48 | 1,769 | 766 | 1,003 | 1,686 | 720 | 966 | 83 | 46 | 37 |
| 49 | 1,096 | 519 | 577 | 1,036 | 491 | 545 | 60 | 28 | 32 |
| 45 - 49 | 7,377 | 3,437 | 3,940 | 6,985 | 3,234 | 3,751 | 392 | 203 | 189 |
| 50 | 2,257 | 935 | 1,322 | 2,140 | 886 | 1,254 | 117 | 49 | 68 |
| 51 | 904 | 447 | 457 | 870 | 427 | 443 | 34 | 20 | 14 |
| 52 | 1,435 | 719 | 716 | 1,352 | 676 | 676 | 83 | 43 | 40 |
| 53 | 894 | 433 | 461 | 843 | 403 | 440 | 51 | 30 | 21 |
| 54 | 1,257 | 607 | 650 | 1,210 | 582 | 628 | 47 | 25 | 22 |
| 50 - 54 | 6,747 | 3,141 | 3,606 | 6,415 | 2,974 | 3,441 | 332 | 167 | 165 |
| 55 | 1,121 | 482 | 639 | 1,067 | 456 | 611 | 54 | 26 | 28 |
| 56 | 1,148 | 528 | 620 | 1,089 | 498 | 591 | 59 | 30 | 29 |
| 57 | 804 | 354 | 450 | 763 | 338 | 425 | 41 | 16 | 25 |
| 58 | 1,277 | 567 | 710 | 1,223 | 543 | 680 | 54 | 24 | 30 |
| 59 | 627 | 242 | 385 | 607 | 235 | 372 | 20 | 7 | 13 |
| 55 - 59 | 4,977 | 2,173 | 2,804 | 4,749 | 2,070 | 2,679 | 228 | 103 | 125 |
| 60 | 2,156 | 876 | 1,280 | 2,064 | 838 | 1,226 | 92 | 38 | 54 |
| 61 | 384 | 179 | 205 | 362 | 163 | 199 | 22 | 16 | 6 |
| 62 | 932 | 432 | 500 | 894 | 411 | 483 | 38 | 21 | 17 |
| 63 | 601 | 287 | 314 | 571 | 275 | 296 | 30 | 12 | 18 |
| 64 | 713 | 336 | 377 | 683 | 319 | 364 | 30 | 17 | 13 |
| 60 - 64 | 4,786 | 2,110 | 2,676 | 4,574 | 2,006 | 2,568 | 212 | 104 | 108 |
| 65 | 1,089 | 464 | 625 | 1,049 | 445 | 604 | 40 | 19 | 21 |
| 66 | 482 | 217 | 265 | 457 | 207 | 250 | 25 | 10 | 15 |
| 67 | 658 | 312 | 346 | 631 | 303 | 328 | 27 | 9 | 18 |
| 68 | 691 | 252 | 439 | 664 | 241 | 423 | 27 | 11 | 16 |
| 69 | 329 | 150 | 179 | 312 | 143 | 169 | 17 | 7 | 10 |
| 65 - 69 | 3,249 | 1,395 | 1,854 | 3,113 | 1,339 | 1,774 | 136 | 56 | 80 |
| 70 | 1,566 | 587 | 979 | 1,505 | 563 | 942 | 61 | 24 | 37 |
| 71 | 218 | 112 | 106 | 209 | 107 | 102 | 9 | 5 | 4 |
| 72 | 718 | 317 | 401 | 683 | 301 | 382 | 35 | 16 | 19 |
| 73 | 344 | 193 | 151 | 331 | 187 | 144 | 13 | 6 | 7 |
| 74 | 386 | 194 | 192 | 370 | 190 | 180 | 16 | 4 | 12 |
| 70 - 74 | 3,232 | 1,403 | 1,829 | 3,098 | 1,348 | 1,750 | 134 | 55 | 79 |
| 75 | 661 | 268 | 393 | 628 | 251 | 377 | 33 | 17 | 16 |
| 76 | 407 | 207 | 200 | 397 | 204 | 193 | 10 | 3 | 7 |
| 77 | 247 | 125 | 122 | 230 | 115 | 115 | 17 | 10 | 7 |
| 78 | 493 | 199 | 294 | 480 | 193 | 287 | 13 | 6 | 7 |
| 79 | 214 | 109 | 105 | 206 | 104 | 102 | 8 | 5 | 3 |
| 75 - 79 | 2,022 | 908 | 1,114 | 1,941 | 867 | 1,074 | 81 | 41 | 40 |
| 80+ | 2,509 | 1,015 | 1,494 | 2,428 | 990 | 1,438 | 81 | 25 | 56 |

Table 20.7: Butiama District Council: Total Population by Age in Single Years, Five Year Age Groups, Sex and Rural-Urban

| Age | Total | | | Rural | | | Urban | | |
|----------------|----------------|----------------|----------------|----------------|----------------|----------------|--------------|--------------|--------------|
| | Both Sexes | Male | Female | Both Sexes | Male | Female | Both Sexes | Male | Female |
| Total | 241,732 | 117,129 | 124,603 | 234,494 | 113,684 | 120,810 | 7,238 | 3,445 | 3,793 |
| 0 | 8,966 | 4,492 | 4,474 | 8,747 | 4,382 | 4,365 | 219 | 110 | 109 |
| 1 | 8,548 | 4,238 | 4,310 | 8,353 | 4,133 | 4,220 | 195 | 105 | 90 |
| 2 | 9,719 | 4,981 | 4,738 | 9,490 | 4,857 | 4,633 | 229 | 124 | 105 |
| 3 | 9,330 | 4,617 | 4,713 | 9,111 | 4,512 | 4,599 | 219 | 105 | 114 |
| 4 | 10,038 | 5,069 | 4,969 | 9,828 | 4,967 | 4,861 | 210 | 102 | 108 |
| 0 - 4 | 46,601 | 23,397 | 23,204 | 45,529 | 22,851 | 22,678 | 1,072 | 546 | 526 |
| 5 | 8,897 | 4,555 | 4,342 | 8,697 | 4,454 | 4,243 | 200 | 101 | 99 |
| 6 | 9,091 | 4,629 | 4,462 | 8,914 | 4,538 | 4,376 | 177 | 91 | 86 |
| 7 | 8,069 | 4,135 | 3,934 | 7,869 | 4,032 | 3,837 | 200 | 103 | 97 |
| 8 | 7,968 | 3,977 | 3,991 | 7,782 | 3,881 | 3,901 | 186 | 96 | 90 |
| 9 | 6,791 | 3,513 | 3,278 | 6,615 | 3,426 | 3,189 | 176 | 87 | 89 |
| 5 - 9 | 40,816 | 20,809 | 20,007 | 39,877 | 20,331 | 19,546 | 939 | 478 | 461 |
| 10 | 8,134 | 4,080 | 4,054 | 7,927 | 3,986 | 3,941 | 207 | 94 | 113 |
| 11 | 5,716 | 2,840 | 2,876 | 5,559 | 2,769 | 2,790 | 157 | 71 | 86 |
| 12 | 8,132 | 4,176 | 3,956 | 7,923 | 4,069 | 3,854 | 209 | 107 | 102 |
| 13 | 5,666 | 2,900 | 2,766 | 5,518 | 2,827 | 2,691 | 148 | 73 | 75 |
| 14 | 5,538 | 2,906 | 2,632 | 5,355 | 2,814 | 2,541 | 183 | 92 | 91 |
| 10 - 14 | 33,186 | 16,902 | 16,284 | 32,282 | 16,465 | 15,817 | 904 | 437 | 467 |
| 15 | 5,085 | 2,676 | 2,409 | 4,885 | 2,589 | 2,296 | 200 | 87 | 113 |
| 16 | 4,981 | 2,639 | 2,342 | 4,780 | 2,561 | 2,219 | 201 | 78 | 123 |
| 17 | 4,339 | 2,314 | 2,025 | 4,145 | 2,236 | 1,909 | 194 | 78 | 116 |
| 18 | 5,408 | 2,715 | 2,693 | 5,203 | 2,618 | 2,585 | 205 | 97 | 108 |
| 19 | 3,669 | 1,797 | 1,872 | 3,497 | 1,725 | 1,772 | 172 | 72 | 100 |
| 15 - 19 | 23,482 | 12,141 | 11,341 | 22,510 | 11,729 | 10,781 | 972 | 412 | 560 |
| 20 | 5,782 | 2,545 | 3,237 | 5,560 | 2,446 | 3,114 | 222 | 99 | 123 |
| 21 | 2,957 | 1,365 | 1,592 | 2,809 | 1,296 | 1,513 | 148 | 69 | 79 |
| 22 | 4,302 | 1,921 | 2,381 | 4,095 | 1,813 | 2,282 | 207 | 108 | 99 |
| 23 | 2,761 | 1,304 | 1,457 | 2,621 | 1,215 | 1,406 | 140 | 89 | 51 |
| 24 | 3,192 | 1,397 | 1,795 | 3,046 | 1,326 | 1,720 | 146 | 71 | 75 |
| 20 - 24 | 18,994 | 8,532 | 10,462 | 18,131 | 8,096 | 10,035 | 863 | 436 | 427 |
| 25 | 3,518 | 1,530 | 1,988 | 3,401 | 1,482 | 1,919 | 117 | 48 | 69 |
| 26 | 2,877 | 1,276 | 1,601 | 2,777 | 1,233 | 1,544 | 100 | 43 | 57 |
| 27 | 2,303 | 985 | 1,318 | 2,200 | 947 | 1,253 | 103 | 38 | 65 |
| 28 | 3,587 | 1,574 | 2,013 | 3,466 | 1,516 | 1,950 | 121 | 58 | 63 |
| 29 | 2,312 | 1,028 | 1,284 | 2,225 | 994 | 1,231 | 87 | 34 | 53 |
| 25 - 29 | 14,597 | 6,393 | 8,204 | 14,069 | 6,172 | 7,897 | 528 | 221 | 307 |
| 30 | 4,520 | 1,994 | 2,526 | 4,386 | 1,930 | 2,456 | 134 | 64 | 70 |
| 31 | 1,587 | 738 | 849 | 1,527 | 706 | 821 | 60 | 32 | 28 |
| 32 | 3,010 | 1,353 | 1,657 | 2,914 | 1,304 | 1,610 | 96 | 49 | 47 |
| 33 | 1,837 | 860 | 977 | 1,769 | 814 | 955 | 68 | 46 | 22 |
| 34 | 1,952 | 916 | 1,036 | 1,895 | 884 | 1,011 | 57 | 32 | 25 |
| 30 - 34 | 12,906 | 5,861 | 7,045 | 12,491 | 5,638 | 6,853 | 415 | 223 | 192 |
| 35 | 2,874 | 1,269 | 1,605 | 2,772 | 1,229 | 1,543 | 102 | 40 | 62 |
| 36 | 2,246 | 1,024 | 1,222 | 2,191 | 999 | 1,192 | 55 | 25 | 30 |
| 37 | 1,718 | 769 | 949 | 1,653 | 746 | 907 | 65 | 23 | 42 |
| 38 | 2,729 | 1,165 | 1,564 | 2,666 | 1,143 | 1,523 | 63 | 22 | 41 |
| 39 | 1,537 | 712 | 825 | 1,480 | 688 | 792 | 57 | 24 | 33 |
| 35 - 39 | 11,104 | 4,939 | 6,165 | 10,762 | 4,805 | 5,957 | 342 | 134 | 208 |

Table 20.7: Butiama District Council: Total Population by Age in Single Years, Five Year Age Groups, Sex and Rural-Urban

| Age | Total | | | Rural | | | Urban | | |
|----------------|--------------|--------------|--------------|--------------|--------------|--------------|------------|------------|------------|
| | Both Sexes | Male | Female | Both Sexes | Male | Female | Both Sexes | Male | Female |
| 40 | 3,366 | 1,521 | 1,845 | 3,265 | 1,466 | 1,799 | 101 | 55 | 46 |
| 41 | 1,067 | 503 | 564 | 1,039 | 490 | 549 | 28 | 13 | 15 |
| 42 | 2,214 | 1,061 | 1,153 | 2,120 | 1,016 | 1,104 | 94 | 45 | 49 |
| 43 | 1,222 | 567 | 655 | 1,181 | 555 | 626 | 41 | 12 | 29 |
| 44 | 1,431 | 612 | 819 | 1,391 | 595 | 796 | 40 | 17 | 23 |
| 40 - 44 | 9,300 | 4,264 | 5,036 | 8,996 | 4,122 | 4,874 | 304 | 142 | 162 |
| 45 | 1,936 | 913 | 1,023 | 1,881 | 890 | 991 | 55 | 23 | 32 |
| 46 | 1,348 | 618 | 730 | 1,308 | 597 | 711 | 40 | 21 | 19 |
| 47 | 1,035 | 475 | 560 | 994 | 455 | 539 | 41 | 20 | 21 |
| 48 | 1,797 | 837 | 960 | 1,743 | 807 | 936 | 54 | 30 | 24 |
| 49 | 1,058 | 501 | 557 | 1,017 | 479 | 538 | 41 | 22 | 19 |
| 45 - 49 | 7,174 | 3,344 | 3,830 | 6,943 | 3,228 | 3,715 | 231 | 116 | 115 |
| 50 | 2,016 | 883 | 1,133 | 1,949 | 854 | 1,095 | 67 | 29 | 38 |
| 51 | 889 | 421 | 468 | 861 | 403 | 458 | 28 | 18 | 10 |
| 52 | 1,252 | 580 | 672 | 1,204 | 561 | 643 | 48 | 19 | 29 |
| 53 | 779 | 374 | 405 | 749 | 356 | 393 | 30 | 18 | 12 |
| 54 | 1,097 | 499 | 598 | 1,062 | 480 | 582 | 35 | 19 | 16 |
| 50 - 54 | 6,033 | 2,757 | 3,276 | 5,825 | 2,654 | 3,171 | 208 | 103 | 105 |
| 55 | 1,011 | 465 | 546 | 980 | 450 | 530 | 31 | 15 | 16 |
| 56 | 920 | 379 | 541 | 891 | 366 | 525 | 29 | 13 | 16 |
| 57 | 619 | 282 | 337 | 604 | 274 | 330 | 15 | 8 | 7 |
| 58 | 1,098 | 489 | 609 | 1,067 | 475 | 592 | 31 | 14 | 17 |
| 59 | 511 | 229 | 282 | 493 | 224 | 269 | 18 | 5 | 13 |
| 55 - 59 | 4,159 | 1,844 | 2,315 | 4,035 | 1,789 | 2,246 | 124 | 55 | 69 |
| 60 | 1,600 | 645 | 955 | 1,552 | 623 | 929 | 48 | 22 | 26 |
| 61 | 412 | 204 | 208 | 400 | 198 | 202 | 12 | 6 | 6 |
| 62 | 849 | 412 | 437 | 826 | 401 | 425 | 23 | 11 | 12 |
| 63 | 516 | 263 | 253 | 507 | 256 | 251 | 9 | 7 | 2 |
| 64 | 585 | 305 | 280 | 571 | 299 | 272 | 14 | 6 | 8 |
| 60 - 64 | 3,962 | 1,829 | 2,133 | 3,856 | 1,777 | 2,079 | 106 | 52 | 54 |
| 65 | 871 | 388 | 483 | 853 | 380 | 473 | 18 | 8 | 10 |
| 66 | 395 | 217 | 178 | 387 | 214 | 173 | 8 | 3 | 5 |
| 67 | 501 | 250 | 251 | 492 | 246 | 246 | 9 | 4 | 5 |
| 68 | 567 | 234 | 333 | 553 | 230 | 323 | 14 | 4 | 10 |
| 69 | 252 | 118 | 134 | 246 | 117 | 129 | 6 | 1 | 5 |
| 65 - 69 | 2,586 | 1,207 | 1,379 | 2,531 | 1,187 | 1,344 | 55 | 20 | 35 |
| 70 | 1,233 | 491 | 742 | 1,201 | 481 | 720 | 32 | 10 | 22 |
| 71 | 179 | 82 | 97 | 176 | 81 | 95 | 3 | 1 | 2 |
| 72 | 525 | 230 | 295 | 513 | 225 | 288 | 12 | 5 | 7 |
| 73 | 251 | 130 | 121 | 244 | 126 | 118 | 7 | 4 | 3 |
| 74 | 313 | 156 | 157 | 309 | 154 | 155 | 4 | 2 | 2 |
| 70 - 74 | 2,501 | 1,089 | 1,412 | 2,443 | 1,067 | 1,376 | 58 | 22 | 36 |
| 75 | 532 | 223 | 309 | 517 | 216 | 301 | 15 | 7 | 8 |
| 76 | 394 | 201 | 193 | 383 | 194 | 189 | 11 | 7 | 4 |
| 77 | 195 | 93 | 102 | 190 | 88 | 102 | 5 | 5 | 0 |
| 78 | 393 | 168 | 225 | 384 | 165 | 219 | 9 | 3 | 6 |
| 79 | 234 | 131 | 103 | 232 | 130 | 102 | 2 | 1 | 1 |
| 75 - 79 | 1,748 | 816 | 932 | 1,706 | 793 | 913 | 42 | 23 | 19 |
| 80+ | 2,583 | 1,005 | 1,578 | 2,508 | 980 | 1,528 | 75 | 25 | 50 |

Table 21.0: Manyara Region: Total Population by Age in Single Years, Five Year Age Groups, Sex and Rural-Urban

| Age | Total | | | Rural | | | Urban | | |
|----------------|------------------|----------------|----------------|------------------|----------------|----------------|----------------|---------------|---------------|
| | Both Sexes | Male | Female | Both Sexes | Male | Female | Both Sexes | Male | Female |
| Total | 1,425,131 | 717,085 | 708,046 | 1,231,913 | 621,548 | 610,365 | 193,218 | 95,537 | 97,681 |
| 0 | 52,055 | 26,149 | 25,906 | 45,941 | 23,075 | 22,866 | 6,114 | 3,074 | 3,040 |
| 1 | 44,664 | 22,639 | 22,025 | 39,434 | 20,020 | 19,414 | 5,230 | 2,619 | 2,611 |
| 2 | 51,370 | 25,793 | 25,577 | 45,813 | 23,024 | 22,789 | 5,557 | 2,769 | 2,788 |
| 3 | 50,441 | 25,381 | 25,060 | 45,310 | 22,837 | 22,473 | 5,131 | 2,544 | 2,587 |
| 4 | 52,561 | 26,263 | 26,298 | 47,331 | 23,630 | 23,701 | 5,230 | 2,633 | 2,597 |
| 0 - 4 | 251,091 | 126,225 | 124,866 | 223,829 | 112,586 | 111,243 | 27,262 | 13,639 | 13,623 |
| 5 | 49,976 | 25,641 | 24,335 | 44,892 | 23,056 | 21,836 | 5,084 | 2,585 | 2,499 |
| 6 | 48,467 | 24,635 | 23,832 | 43,492 | 22,169 | 21,323 | 4,975 | 2,466 | 2,509 |
| 7 | 47,827 | 24,257 | 23,570 | 42,685 | 21,654 | 21,031 | 5,142 | 2,603 | 2,539 |
| 8 | 43,553 | 21,921 | 21,632 | 38,830 | 19,622 | 19,208 | 4,723 | 2,299 | 2,424 |
| 9 | 39,862 | 19,987 | 19,875 | 35,349 | 17,839 | 17,510 | 4,513 | 2,148 | 2,365 |
| 5 - 9 | 229,685 | 116,441 | 113,244 | 205,248 | 104,340 | 100,908 | 24,437 | 12,101 | 12,336 |
| 10 | 46,751 | 23,806 | 22,945 | 41,576 | 21,313 | 20,263 | 5,175 | 2,493 | 2,682 |
| 11 | 30,469 | 14,926 | 15,543 | 26,605 | 13,079 | 13,526 | 3,864 | 1,847 | 2,017 |
| 12 | 46,683 | 24,160 | 22,523 | 41,155 | 21,358 | 19,797 | 5,528 | 2,802 | 2,726 |
| 13 | 32,504 | 16,650 | 15,854 | 28,201 | 14,500 | 13,701 | 4,303 | 2,150 | 2,153 |
| 14 | 34,105 | 17,389 | 16,716 | 29,797 | 15,353 | 14,444 | 4,308 | 2,036 | 2,272 |
| 10 - 14 | 190,512 | 96,931 | 93,581 | 167,334 | 85,603 | 81,731 | 23,178 | 11,328 | 11,850 |
| 15 | 31,776 | 16,587 | 15,189 | 27,549 | 14,574 | 12,975 | 4,227 | 2,013 | 2,214 |
| 16 | 29,056 | 14,884 | 14,172 | 24,691 | 12,863 | 11,828 | 4,365 | 2,021 | 2,344 |
| 17 | 25,395 | 13,150 | 12,245 | 21,316 | 11,244 | 10,072 | 4,079 | 1,906 | 2,173 |
| 18 | 31,350 | 15,984 | 15,366 | 26,481 | 13,641 | 12,840 | 4,869 | 2,343 | 2,526 |
| 19 | 21,921 | 10,755 | 11,166 | 18,017 | 8,948 | 9,069 | 3,904 | 1,807 | 2,097 |
| 15 - 19 | 139,498 | 71,360 | 68,138 | 118,054 | 61,270 | 56,784 | 21,444 | 10,090 | 11,354 |
| 20 | 34,565 | 16,413 | 18,152 | 29,152 | 13,944 | 15,208 | 5,413 | 2,469 | 2,944 |
| 21 | 18,462 | 8,958 | 9,504 | 15,105 | 7,420 | 7,685 | 3,357 | 1,538 | 1,819 |
| 22 | 27,403 | 13,203 | 14,200 | 22,739 | 11,021 | 11,718 | 4,664 | 2,182 | 2,482 |
| 23 | 17,626 | 8,379 | 9,247 | 14,394 | 6,903 | 7,491 | 3,232 | 1,476 | 1,756 |
| 24 | 19,357 | 9,274 | 10,083 | 15,815 | 7,625 | 8,190 | 3,542 | 1,649 | 1,893 |
| 20 - 24 | 117,413 | 56,227 | 61,186 | 97,205 | 46,913 | 50,292 | 20,208 | 9,314 | 10,894 |
| 25 | 25,864 | 12,387 | 13,477 | 21,646 | 10,360 | 11,286 | 4,218 | 2,027 | 2,191 |
| 26 | 18,034 | 8,473 | 9,561 | 14,871 | 7,004 | 7,867 | 3,163 | 1,469 | 1,694 |
| 27 | 16,851 | 8,377 | 8,474 | 13,978 | 6,981 | 6,997 | 2,873 | 1,396 | 1,477 |
| 28 | 23,080 | 10,854 | 12,226 | 19,118 | 8,963 | 10,155 | 3,962 | 1,891 | 2,071 |
| 29 | 13,313 | 6,174 | 7,139 | 10,939 | 5,078 | 5,861 | 2,374 | 1,096 | 1,278 |
| 25 - 29 | 97,142 | 46,265 | 50,877 | 80,552 | 38,386 | 42,166 | 16,590 | 7,879 | 8,711 |
| 30 | 31,161 | 15,138 | 16,023 | 26,398 | 12,754 | 13,644 | 4,763 | 2,384 | 2,379 |
| 31 | 9,890 | 4,994 | 4,896 | 8,156 | 4,144 | 4,012 | 1,734 | 850 | 884 |
| 32 | 20,832 | 10,448 | 10,384 | 17,182 | 8,578 | 8,604 | 3,650 | 1,870 | 1,780 |
| 33 | 12,188 | 6,221 | 5,967 | 9,956 | 5,130 | 4,826 | 2,232 | 1,091 | 1,141 |
| 34 | 11,953 | 5,954 | 5,999 | 9,852 | 4,866 | 4,986 | 2,101 | 1,088 | 1,013 |
| 30 - 34 | 86,024 | 42,755 | 43,269 | 71,544 | 35,472 | 36,072 | 14,480 | 7,283 | 7,197 |
| 35 | 20,957 | 10,524 | 10,433 | 17,644 | 8,803 | 8,841 | 3,313 | 1,721 | 1,592 |
| 36 | 13,029 | 6,514 | 6,515 | 10,790 | 5,367 | 5,423 | 2,239 | 1,147 | 1,092 |
| 37 | 11,242 | 5,747 | 5,495 | 9,360 | 4,730 | 4,630 | 1,882 | 1,017 | 865 |
| 38 | 18,083 | 8,900 | 9,183 | 15,367 | 7,550 | 7,817 | 2,716 | 1,350 | 1,366 |
| 39 | 9,966 | 4,890 | 5,076 | 8,337 | 4,092 | 4,245 | 1,629 | 798 | 831 |
| 35 - 39 | 73,277 | 36,575 | 36,702 | 61,498 | 30,542 | 30,956 | 11,779 | 6,033 | 5,746 |

Table 21.0: Manyara Region: Total Population by Age in Single Years, Five Year Age Groups, Sex and Rural-Urban

| Age | Total | | | Rural | | | Urban | | |
|----------------|---------------|---------------|---------------|---------------|---------------|---------------|--------------|--------------|--------------|
| | Both Sexes | Male | Female | Both Sexes | Male | Female | Both Sexes | Male | Female |
| 40 | 23,889 | 11,923 | 11,966 | 20,535 | 10,113 | 10,422 | 3,354 | 1,810 | 1,544 |
| 41 | 5,825 | 3,022 | 2,803 | 4,864 | 2,485 | 2,379 | 961 | 537 | 424 |
| 42 | 14,682 | 7,864 | 6,818 | 12,347 | 6,578 | 5,769 | 2,335 | 1,286 | 1,049 |
| 43 | 7,560 | 3,888 | 3,672 | 6,276 | 3,210 | 3,066 | 1,284 | 678 | 606 |
| 44 | 8,394 | 4,475 | 3,919 | 7,083 | 3,780 | 3,303 | 1,311 | 695 | 616 |
| 40 - 44 | 60,350 | 31,172 | 29,178 | 51,105 | 26,166 | 24,939 | 9,245 | 5,006 | 4,239 |
| 45 | 15,096 | 7,926 | 7,170 | 12,966 | 6,751 | 6,215 | 2,130 | 1,175 | 955 |
| 46 | 7,725 | 4,190 | 3,535 | 6,595 | 3,547 | 3,048 | 1,130 | 643 | 487 |
| 47 | 6,278 | 3,375 | 2,903 | 5,269 | 2,834 | 2,435 | 1,009 | 541 | 468 |
| 48 | 12,334 | 6,386 | 5,948 | 10,689 | 5,509 | 5,180 | 1,645 | 877 | 768 |
| 49 | 5,683 | 3,064 | 2,619 | 4,787 | 2,576 | 2,211 | 896 | 488 | 408 |
| 45 - 49 | 47,116 | 24,941 | 22,175 | 40,306 | 21,217 | 19,089 | 6,810 | 3,724 | 3,086 |
| 50 | 15,298 | 7,463 | 7,835 | 13,306 | 6,466 | 6,840 | 1,992 | 997 | 995 |
| 51 | 4,276 | 2,388 | 1,888 | 3,594 | 2,028 | 1,566 | 682 | 360 | 322 |
| 52 | 7,399 | 4,124 | 3,275 | 6,201 | 3,430 | 2,771 | 1,198 | 694 | 504 |
| 53 | 3,501 | 1,892 | 1,609 | 2,893 | 1,575 | 1,318 | 608 | 317 | 291 |
| 54 | 4,676 | 2,620 | 2,056 | 3,888 | 2,196 | 1,692 | 788 | 424 | 364 |
| 50 - 54 | 35,150 | 18,487 | 16,663 | 29,882 | 15,695 | 14,187 | 5,268 | 2,792 | 2,476 |
| 55 | 7,045 | 3,737 | 3,308 | 6,147 | 3,253 | 2,894 | 898 | 484 | 414 |
| 56 | 4,369 | 2,400 | 1,969 | 3,679 | 2,010 | 1,669 | 690 | 390 | 300 |
| 57 | 2,958 | 1,661 | 1,297 | 2,473 | 1,388 | 1,085 | 485 | 273 | 212 |
| 58 | 5,288 | 2,793 | 2,495 | 4,571 | 2,390 | 2,181 | 717 | 403 | 314 |
| 59 | 2,295 | 1,259 | 1,036 | 1,887 | 1,058 | 829 | 408 | 201 | 207 |
| 55 - 59 | 21,955 | 11,850 | 10,105 | 18,757 | 10,099 | 8,658 | 3,198 | 1,751 | 1,447 |
| 60 | 11,610 | 5,609 | 6,001 | 10,320 | 4,978 | 5,342 | 1,290 | 631 | 659 |
| 61 | 1,906 | 1,033 | 873 | 1,635 | 889 | 746 | 271 | 144 | 127 |
| 62 | 4,168 | 2,152 | 2,016 | 3,492 | 1,780 | 1,712 | 676 | 372 | 304 |
| 63 | 2,078 | 1,170 | 908 | 1,718 | 954 | 764 | 360 | 216 | 144 |
| 64 | 2,221 | 1,225 | 996 | 1,873 | 1,028 | 845 | 348 | 197 | 151 |
| 60 - 64 | 21,983 | 11,189 | 10,794 | 19,038 | 9,629 | 9,409 | 2,945 | 1,560 | 1,385 |
| 65 | 5,535 | 2,632 | 2,903 | 4,800 | 2,297 | 2,503 | 735 | 335 | 400 |
| 66 | 1,561 | 820 | 741 | 1,349 | 705 | 644 | 212 | 115 | 97 |
| 67 | 2,307 | 1,286 | 1,021 | 2,022 | 1,127 | 895 | 285 | 159 | 126 |
| 68 | 3,116 | 1,579 | 1,537 | 2,774 | 1,399 | 1,375 | 342 | 180 | 162 |
| 69 | 1,089 | 589 | 500 | 937 | 499 | 438 | 152 | 90 | 62 |
| 65 - 69 | 13,608 | 6,906 | 6,702 | 11,882 | 6,027 | 5,855 | 1,726 | 879 | 847 |
| 70 | 8,752 | 4,145 | 4,607 | 7,820 | 3,731 | 4,089 | 932 | 414 | 518 |
| 71 | 779 | 439 | 340 | 690 | 390 | 300 | 89 | 49 | 40 |
| 72 | 2,392 | 1,206 | 1,186 | 2,092 | 1,054 | 1,038 | 300 | 152 | 148 |
| 73 | 1,008 | 561 | 447 | 860 | 478 | 382 | 148 | 83 | 65 |
| 74 | 999 | 528 | 471 | 846 | 442 | 404 | 153 | 86 | 67 |
| 70 - 74 | 13,930 | 6,879 | 7,051 | 12,308 | 6,095 | 6,213 | 1,622 | 784 | 838 |
| 75 | 3,551 | 1,746 | 1,805 | 3,085 | 1,530 | 1,555 | 466 | 216 | 250 |
| 76 | 1,116 | 577 | 539 | 973 | 500 | 473 | 143 | 77 | 66 |
| 77 | 740 | 437 | 303 | 648 | 378 | 270 | 92 | 59 | 33 |
| 78 | 1,886 | 966 | 920 | 1,675 | 861 | 814 | 211 | 105 | 106 |
| 79 | 754 | 422 | 332 | 665 | 379 | 286 | 89 | 43 | 46 |
| 75 - 79 | 8,047 | 4,148 | 3,899 | 7,046 | 3,648 | 3,398 | 1,001 | 500 | 501 |
| 80+ | 18,350 | 8,734 | 9,616 | 16,325 | 7,860 | 8,465 | 2,025 | 874 | 1,151 |

Table 21.1: Babati District Council: Total Population by Age in Single Years, Five Year Age Groups, Sex and Rural-Urban

| Age | Total | | | Rural | | | Urban | | |
|----------------|----------------|----------------|----------------|----------------|----------------|----------------|---------------|--------------|--------------|
| | Both Sexes | Male | Female | Both Sexes | Male | Female | Both Sexes | Male | Female |
| Total | 312,392 | 158,804 | 153,588 | 296,203 | 150,986 | 145,217 | 16,189 | 7,818 | 8,371 |
| 0 | 10,589 | 5,293 | 5,296 | 10,122 | 5,064 | 5,058 | 467 | 229 | 238 |
| 1 | 9,659 | 5,016 | 4,643 | 9,193 | 4,770 | 4,423 | 466 | 246 | 220 |
| 2 | 10,806 | 5,473 | 5,333 | 10,343 | 5,233 | 5,110 | 463 | 240 | 223 |
| 3 | 10,333 | 5,190 | 5,143 | 9,939 | 5,000 | 4,939 | 394 | 190 | 204 |
| 4 | 10,559 | 5,342 | 5,217 | 10,155 | 5,149 | 5,006 | 404 | 193 | 211 |
| 0 - 4 | 51,946 | 26,314 | 25,632 | 49,752 | 25,216 | 24,536 | 2,194 | 1,098 | 1,096 |
| 5 | 10,263 | 5,285 | 4,978 | 9,857 | 5,087 | 4,770 | 406 | 198 | 208 |
| 6 | 10,402 | 5,295 | 5,107 | 9,936 | 5,090 | 4,846 | 466 | 205 | 261 |
| 7 | 9,987 | 5,027 | 4,960 | 9,573 | 4,844 | 4,729 | 414 | 183 | 231 |
| 8 | 9,361 | 4,652 | 4,709 | 8,974 | 4,472 | 4,502 | 387 | 180 | 207 |
| 9 | 9,103 | 4,520 | 4,583 | 8,768 | 4,382 | 4,386 | 335 | 138 | 197 |
| 5 - 9 | 49,116 | 24,779 | 24,337 | 47,108 | 23,875 | 23,233 | 2,008 | 904 | 1,104 |
| 10 | 10,028 | 5,047 | 4,981 | 9,643 | 4,863 | 4,780 | 385 | 184 | 201 |
| 11 | 7,294 | 3,598 | 3,696 | 6,987 | 3,453 | 3,534 | 307 | 145 | 162 |
| 12 | 10,622 | 5,520 | 5,102 | 10,142 | 5,268 | 4,874 | 480 | 252 | 228 |
| 13 | 7,570 | 3,946 | 3,624 | 7,226 | 3,772 | 3,454 | 344 | 174 | 170 |
| 14 | 7,745 | 4,051 | 3,694 | 7,403 | 3,888 | 3,515 | 342 | 163 | 179 |
| 10 - 14 | 43,259 | 22,162 | 21,097 | 41,401 | 21,244 | 20,157 | 1,858 | 918 | 940 |
| 15 | 6,863 | 3,613 | 3,250 | 6,550 | 3,454 | 3,096 | 313 | 159 | 154 |
| 16 | 6,552 | 3,487 | 3,065 | 6,243 | 3,324 | 2,919 | 309 | 163 | 146 |
| 17 | 5,649 | 3,025 | 2,624 | 5,334 | 2,877 | 2,457 | 315 | 148 | 167 |
| 18 | 6,458 | 3,503 | 2,955 | 6,072 | 3,313 | 2,759 | 386 | 190 | 196 |
| 19 | 4,812 | 2,535 | 2,277 | 4,493 | 2,380 | 2,113 | 319 | 155 | 164 |
| 15 - 19 | 30,334 | 16,163 | 14,171 | 28,692 | 15,348 | 13,344 | 1,642 | 815 | 827 |
| 20 | 6,893 | 3,533 | 3,360 | 6,427 | 3,344 | 3,083 | 466 | 189 | 277 |
| 21 | 4,161 | 2,147 | 2,014 | 3,836 | 1,998 | 1,838 | 325 | 149 | 176 |
| 22 | 5,862 | 2,968 | 2,894 | 5,415 | 2,768 | 2,647 | 447 | 200 | 247 |
| 23 | 3,992 | 1,934 | 2,058 | 3,681 | 1,800 | 1,881 | 311 | 134 | 177 |
| 24 | 4,172 | 2,077 | 2,095 | 3,831 | 1,924 | 1,907 | 341 | 153 | 188 |
| 20 - 24 | 25,080 | 12,659 | 12,421 | 23,190 | 11,834 | 11,356 | 1,890 | 825 | 1,065 |
| 25 | 5,033 | 2,496 | 2,537 | 4,642 | 2,303 | 2,339 | 391 | 193 | 198 |
| 26 | 3,869 | 1,889 | 1,980 | 3,603 | 1,763 | 1,840 | 266 | 126 | 140 |
| 27 | 3,608 | 1,867 | 1,741 | 3,380 | 1,760 | 1,620 | 228 | 107 | 121 |
| 28 | 4,710 | 2,266 | 2,444 | 4,384 | 2,133 | 2,251 | 326 | 133 | 193 |
| 29 | 2,954 | 1,377 | 1,577 | 2,768 | 1,305 | 1,463 | 186 | 72 | 114 |
| 25 - 29 | 20,174 | 9,895 | 10,279 | 18,777 | 9,264 | 9,513 | 1,397 | 631 | 766 |
| 30 | 6,141 | 3,119 | 3,022 | 5,729 | 2,917 | 2,812 | 412 | 202 | 210 |
| 31 | 2,357 | 1,194 | 1,163 | 2,195 | 1,119 | 1,076 | 162 | 75 | 87 |
| 32 | 4,587 | 2,301 | 2,286 | 4,270 | 2,135 | 2,135 | 317 | 166 | 151 |
| 33 | 2,833 | 1,507 | 1,326 | 2,651 | 1,418 | 1,233 | 182 | 89 | 93 |
| 34 | 2,747 | 1,364 | 1,383 | 2,573 | 1,276 | 1,297 | 174 | 88 | 86 |
| 30 - 34 | 18,665 | 9,485 | 9,180 | 17,418 | 8,865 | 8,553 | 1,247 | 620 | 627 |
| 35 | 4,280 | 2,211 | 2,069 | 3,992 | 2,059 | 1,933 | 288 | 152 | 136 |
| 36 | 2,865 | 1,433 | 1,432 | 2,713 | 1,357 | 1,356 | 152 | 76 | 76 |
| 37 | 2,504 | 1,270 | 1,234 | 2,343 | 1,171 | 1,172 | 161 | 99 | 62 |
| 38 | 4,154 | 2,102 | 2,052 | 3,942 | 2,014 | 1,928 | 212 | 88 | 124 |
| 39 | 2,278 | 1,109 | 1,169 | 2,168 | 1,049 | 1,119 | 110 | 60 | 50 |
| 35 - 39 | 16,081 | 8,125 | 7,956 | 15,158 | 7,650 | 7,508 | 923 | 475 | 448 |

Table 21.1: Babati District Council: Total Population by Age in Single Years, Five Year Age Groups, Sex and Rural-Urban

| Age | Total | | | Rural | | | Urban | | |
|----------------|---------------|--------------|--------------|---------------|--------------|--------------|------------|------------|------------|
| | Both Sexes | Male | Female | Both Sexes | Male | Female | Both Sexes | Male | Female |
| 40 | 5,005 | 2,486 | 2,519 | 4,716 | 2,339 | 2,377 | 289 | 147 | 142 |
| 41 | 1,378 | 704 | 674 | 1,297 | 669 | 628 | 81 | 35 | 46 |
| 42 | 3,401 | 1,809 | 1,592 | 3,183 | 1,684 | 1,499 | 218 | 125 | 93 |
| 43 | 1,870 | 925 | 945 | 1,760 | 870 | 890 | 110 | 55 | 55 |
| 44 | 2,065 | 1,115 | 950 | 1,950 | 1,059 | 891 | 115 | 56 | 59 |
| 40 - 44 | 13,719 | 7,039 | 6,680 | 12,906 | 6,621 | 6,285 | 813 | 418 | 395 |
| 45 | 3,311 | 1,711 | 1,600 | 3,135 | 1,635 | 1,500 | 176 | 76 | 100 |
| 46 | 1,893 | 1,005 | 888 | 1,797 | 954 | 843 | 96 | 51 | 45 |
| 47 | 1,513 | 825 | 688 | 1,426 | 774 | 652 | 87 | 51 | 36 |
| 48 | 3,044 | 1,537 | 1,507 | 2,908 | 1,461 | 1,447 | 136 | 76 | 60 |
| 49 | 1,367 | 725 | 642 | 1,289 | 681 | 608 | 78 | 44 | 34 |
| 45 - 49 | 11,128 | 5,803 | 5,325 | 10,555 | 5,505 | 5,050 | 573 | 298 | 275 |
| 50 | 3,194 | 1,529 | 1,665 | 3,038 | 1,455 | 1,583 | 156 | 74 | 82 |
| 51 | 1,044 | 580 | 464 | 996 | 557 | 439 | 48 | 23 | 25 |
| 52 | 1,764 | 972 | 792 | 1,671 | 917 | 754 | 93 | 55 | 38 |
| 53 | 848 | 466 | 382 | 794 | 433 | 361 | 54 | 33 | 21 |
| 54 | 1,141 | 634 | 507 | 1,074 | 601 | 473 | 67 | 33 | 34 |
| 50 - 54 | 7,991 | 4,181 | 3,810 | 7,573 | 3,963 | 3,610 | 418 | 218 | 200 |
| 55 | 1,545 | 801 | 744 | 1,450 | 760 | 690 | 95 | 41 | 54 |
| 56 | 1,018 | 522 | 496 | 955 | 490 | 465 | 63 | 32 | 31 |
| 57 | 719 | 384 | 335 | 664 | 361 | 303 | 55 | 23 | 32 |
| 58 | 1,353 | 705 | 648 | 1,299 | 676 | 623 | 54 | 29 | 25 |
| 59 | 609 | 338 | 271 | 572 | 319 | 253 | 37 | 19 | 18 |
| 55 - 59 | 5,244 | 2,750 | 2,494 | 4,940 | 2,606 | 2,334 | 304 | 144 | 160 |
| 60 | 2,669 | 1,198 | 1,471 | 2,548 | 1,139 | 1,409 | 121 | 59 | 62 |
| 61 | 468 | 264 | 204 | 442 | 248 | 194 | 26 | 16 | 10 |
| 62 | 1,074 | 546 | 528 | 1,009 | 508 | 501 | 65 | 38 | 27 |
| 63 | 530 | 288 | 242 | 498 | 263 | 235 | 32 | 25 | 7 |
| 64 | 567 | 309 | 258 | 537 | 293 | 244 | 30 | 16 | 14 |
| 60 - 64 | 5,308 | 2,605 | 2,703 | 5,034 | 2,451 | 2,583 | 274 | 154 | 120 |
| 65 | 1,314 | 628 | 686 | 1,241 | 589 | 652 | 73 | 39 | 34 |
| 66 | 455 | 235 | 220 | 423 | 217 | 206 | 32 | 18 | 14 |
| 67 | 673 | 365 | 308 | 646 | 352 | 294 | 27 | 13 | 14 |
| 68 | 807 | 361 | 446 | 772 | 347 | 425 | 35 | 14 | 21 |
| 69 | 315 | 164 | 151 | 293 | 150 | 143 | 22 | 14 | 8 |
| 65 - 69 | 3,564 | 1,753 | 1,811 | 3,375 | 1,655 | 1,720 | 189 | 98 | 91 |
| 70 | 2,184 | 968 | 1,216 | 2,096 | 925 | 1,171 | 88 | 43 | 45 |
| 71 | 233 | 137 | 96 | 219 | 129 | 90 | 14 | 8 | 6 |
| 72 | 659 | 315 | 344 | 638 | 303 | 335 | 21 | 12 | 9 |
| 73 | 290 | 160 | 130 | 268 | 149 | 119 | 22 | 11 | 11 |
| 74 | 300 | 144 | 156 | 279 | 133 | 146 | 21 | 11 | 10 |
| 70 - 74 | 3,666 | 1,724 | 1,942 | 3,500 | 1,639 | 1,861 | 166 | 85 | 81 |
| 75 | 960 | 456 | 504 | 912 | 435 | 477 | 48 | 21 | 27 |
| 76 | 329 | 166 | 163 | 316 | 157 | 159 | 13 | 9 | 4 |
| 77 | 202 | 113 | 89 | 195 | 109 | 86 | 7 | 4 | 3 |
| 78 | 547 | 260 | 287 | 526 | 254 | 272 | 21 | 6 | 15 |
| 79 | 219 | 128 | 91 | 207 | 124 | 83 | 12 | 4 | 8 |
| 75 - 79 | 2,257 | 1,123 | 1,134 | 2,156 | 1,079 | 1,077 | 101 | 44 | 57 |
| 80+ | 4,860 | 2,244 | 2,616 | 4,668 | 2,171 | 2,497 | 192 | 73 | 119 |

Table 21.2: Hanang District Council: Total Population by Age in Single Years, Five Year Age Groups, Sex and Rural-Urban

| Age | Total | | | Rural | | | Urban | | |
|----------------|----------------|----------------|----------------|----------------|----------------|----------------|---------------|---------------|---------------|
| | Both Sexes | Male | Female | Both Sexes | Male | Female | Both Sexes | Male | Female |
| Total | 275,990 | 140,212 | 135,778 | 247,050 | 126,004 | 121,046 | 28,940 | 14,208 | 14,732 |
| 0 | 11,026 | 5,628 | 5,398 | 9,976 | 5,092 | 4,884 | 1,050 | 536 | 514 |
| 1 | 9,056 | 4,581 | 4,475 | 8,193 | 4,153 | 4,040 | 863 | 428 | 435 |
| 2 | 10,691 | 5,323 | 5,368 | 9,766 | 4,873 | 4,893 | 925 | 450 | 475 |
| 3 | 10,090 | 5,098 | 4,992 | 9,292 | 4,707 | 4,585 | 798 | 391 | 407 |
| 4 | 10,327 | 5,171 | 5,156 | 9,524 | 4,735 | 4,789 | 803 | 436 | 367 |
| 0 - 4 | 51,190 | 25,801 | 25,389 | 46,751 | 23,560 | 23,191 | 4,439 | 2,241 | 2,198 |
| 5 | 9,987 | 5,246 | 4,741 | 9,143 | 4,828 | 4,315 | 844 | 418 | 426 |
| 6 | 9,449 | 4,940 | 4,509 | 8,684 | 4,555 | 4,129 | 765 | 385 | 380 |
| 7 | 9,265 | 4,765 | 4,500 | 8,472 | 4,361 | 4,111 | 793 | 404 | 389 |
| 8 | 8,552 | 4,334 | 4,218 | 7,821 | 3,986 | 3,835 | 731 | 348 | 383 |
| 9 | 7,966 | 4,065 | 3,901 | 7,267 | 3,726 | 3,541 | 699 | 339 | 360 |
| 5 - 9 | 45,219 | 23,350 | 21,869 | 41,387 | 21,456 | 19,931 | 3,832 | 1,894 | 1,938 |
| 10 | 9,174 | 4,720 | 4,454 | 8,366 | 4,325 | 4,041 | 808 | 395 | 413 |
| 11 | 6,233 | 3,139 | 3,094 | 5,628 | 2,847 | 2,781 | 605 | 292 | 313 |
| 12 | 9,253 | 4,733 | 4,520 | 8,439 | 4,292 | 4,147 | 814 | 441 | 373 |
| 13 | 6,783 | 3,422 | 3,361 | 6,045 | 3,075 | 2,970 | 738 | 347 | 391 |
| 14 | 7,221 | 3,662 | 3,559 | 6,536 | 3,348 | 3,188 | 685 | 314 | 371 |
| 10 - 14 | 38,664 | 19,676 | 18,988 | 35,014 | 17,887 | 17,127 | 3,650 | 1,789 | 1,861 |
| 15 | 6,127 | 3,245 | 2,882 | 5,507 | 2,952 | 2,555 | 620 | 293 | 327 |
| 16 | 5,945 | 3,066 | 2,879 | 5,282 | 2,777 | 2,505 | 663 | 289 | 374 |
| 17 | 5,039 | 2,647 | 2,392 | 4,369 | 2,333 | 2,036 | 670 | 314 | 356 |
| 18 | 5,862 | 3,121 | 2,741 | 5,087 | 2,772 | 2,315 | 775 | 349 | 426 |
| 19 | 4,379 | 2,242 | 2,137 | 3,725 | 1,918 | 1,807 | 654 | 324 | 330 |
| 15 - 19 | 27,352 | 14,321 | 13,031 | 23,970 | 12,752 | 11,218 | 3,382 | 1,569 | 1,813 |
| 20 | 6,166 | 3,149 | 3,017 | 5,403 | 2,796 | 2,607 | 763 | 353 | 410 |
| 21 | 3,569 | 1,794 | 1,775 | 3,090 | 1,554 | 1,536 | 479 | 240 | 239 |
| 22 | 5,255 | 2,677 | 2,578 | 4,607 | 2,362 | 2,245 | 648 | 315 | 333 |
| 23 | 3,542 | 1,744 | 1,798 | 3,078 | 1,518 | 1,560 | 464 | 226 | 238 |
| 24 | 3,731 | 1,853 | 1,878 | 3,222 | 1,611 | 1,611 | 509 | 242 | 267 |
| 20 - 24 | 22,263 | 11,217 | 11,046 | 19,400 | 9,841 | 9,559 | 2,863 | 1,376 | 1,487 |
| 25 | 4,580 | 2,298 | 2,282 | 4,003 | 2,025 | 1,978 | 577 | 273 | 304 |
| 26 | 3,454 | 1,712 | 1,742 | 3,028 | 1,506 | 1,522 | 426 | 206 | 220 |
| 27 | 3,112 | 1,615 | 1,497 | 2,732 | 1,438 | 1,294 | 380 | 177 | 203 |
| 28 | 3,840 | 1,868 | 1,972 | 3,331 | 1,627 | 1,704 | 509 | 241 | 268 |
| 29 | 2,442 | 1,165 | 1,277 | 2,110 | 1,008 | 1,102 | 332 | 157 | 175 |
| 25 - 29 | 17,428 | 8,658 | 8,770 | 15,204 | 7,604 | 7,600 | 2,224 | 1,054 | 1,170 |
| 30 | 4,999 | 2,453 | 2,546 | 4,381 | 2,159 | 2,222 | 618 | 294 | 324 |
| 31 | 1,910 | 963 | 947 | 1,669 | 851 | 818 | 241 | 112 | 129 |
| 32 | 3,719 | 1,837 | 1,882 | 3,221 | 1,599 | 1,622 | 498 | 238 | 260 |
| 33 | 2,343 | 1,177 | 1,166 | 2,003 | 1,033 | 970 | 340 | 144 | 196 |
| 34 | 2,230 | 1,077 | 1,153 | 1,909 | 925 | 984 | 321 | 152 | 169 |
| 30 - 34 | 15,201 | 7,507 | 7,694 | 13,183 | 6,567 | 6,616 | 2,018 | 940 | 1,078 |
| 35 | 3,463 | 1,696 | 1,767 | 3,038 | 1,486 | 1,552 | 425 | 210 | 215 |
| 36 | 2,482 | 1,263 | 1,219 | 2,159 | 1,110 | 1,049 | 323 | 153 | 170 |
| 37 | 2,069 | 1,061 | 1,008 | 1,796 | 920 | 876 | 273 | 141 | 132 |
| 38 | 3,455 | 1,646 | 1,809 | 3,034 | 1,445 | 1,589 | 421 | 201 | 220 |
| 39 | 1,871 | 891 | 980 | 1,606 | 764 | 842 | 265 | 127 | 138 |
| 35 - 39 | 13,340 | 6,557 | 6,783 | 11,633 | 5,725 | 5,908 | 1,707 | 832 | 875 |

Table 21.2: Hanang District Council: Total Population by Age in Single Years, Five Year Age Groups, Sex and Rural-Urban

| Age | Total | | | Rural | | | Urban | | |
|----------------|---------------|--------------|--------------|---------------|--------------|--------------|--------------|------------|------------|
| | Both Sexes | Male | Female | Both Sexes | Male | Female | Both Sexes | Male | Female |
| 40 | 4,065 | 1,983 | 2,082 | 3,624 | 1,741 | 1,883 | 441 | 242 | 199 |
| 41 | 1,174 | 595 | 579 | 1,021 | 512 | 509 | 153 | 83 | 70 |
| 42 | 2,875 | 1,495 | 1,380 | 2,544 | 1,314 | 1,230 | 331 | 181 | 150 |
| 43 | 1,485 | 760 | 725 | 1,263 | 656 | 607 | 222 | 104 | 118 |
| 44 | 1,842 | 950 | 892 | 1,615 | 833 | 782 | 227 | 117 | 110 |
| 40 - 44 | 11,441 | 5,783 | 5,658 | 10,067 | 5,056 | 5,011 | 1,374 | 727 | 647 |
| 45 | 2,696 | 1,365 | 1,331 | 2,401 | 1,202 | 1,199 | 295 | 163 | 132 |
| 46 | 1,556 | 832 | 724 | 1,349 | 714 | 635 | 207 | 118 | 89 |
| 47 | 1,227 | 626 | 601 | 1,059 | 548 | 511 | 168 | 78 | 90 |
| 48 | 2,566 | 1,331 | 1,235 | 2,328 | 1,206 | 1,122 | 238 | 125 | 113 |
| 49 | 1,104 | 566 | 538 | 986 | 505 | 481 | 118 | 61 | 57 |
| 45 - 49 | 9,149 | 4,720 | 4,429 | 8,123 | 4,175 | 3,948 | 1,026 | 545 | 481 |
| 50 | 2,869 | 1,381 | 1,488 | 2,590 | 1,248 | 1,342 | 279 | 133 | 146 |
| 51 | 818 | 438 | 380 | 720 | 400 | 320 | 98 | 38 | 60 |
| 52 | 1,342 | 728 | 614 | 1,163 | 618 | 545 | 179 | 110 | 69 |
| 53 | 630 | 339 | 291 | 539 | 298 | 241 | 91 | 41 | 50 |
| 54 | 926 | 531 | 395 | 802 | 456 | 346 | 124 | 75 | 49 |
| 50 - 54 | 6,585 | 3,417 | 3,168 | 5,814 | 3,020 | 2,794 | 771 | 397 | 374 |
| 55 | 1,363 | 703 | 660 | 1,243 | 637 | 606 | 120 | 66 | 54 |
| 56 | 806 | 455 | 351 | 704 | 390 | 314 | 102 | 65 | 37 |
| 57 | 531 | 299 | 232 | 466 | 257 | 209 | 65 | 42 | 23 |
| 58 | 1,056 | 539 | 517 | 960 | 482 | 478 | 96 | 57 | 39 |
| 59 | 390 | 208 | 182 | 334 | 188 | 146 | 56 | 20 | 36 |
| 55 - 59 | 4,146 | 2,204 | 1,942 | 3,707 | 1,954 | 1,753 | 439 | 250 | 189 |
| 60 | 2,185 | 1,074 | 1,111 | 2,037 | 1,000 | 1,037 | 148 | 74 | 74 |
| 61 | 334 | 161 | 173 | 307 | 149 | 158 | 27 | 12 | 15 |
| 62 | 720 | 368 | 352 | 637 | 332 | 305 | 83 | 36 | 47 |
| 63 | 385 | 219 | 166 | 337 | 190 | 147 | 48 | 29 | 19 |
| 64 | 432 | 228 | 204 | 380 | 198 | 182 | 52 | 30 | 22 |
| 60 - 64 | 4,056 | 2,050 | 2,006 | 3,698 | 1,869 | 1,829 | 358 | 181 | 177 |
| 65 | 1,059 | 514 | 545 | 964 | 471 | 493 | 95 | 43 | 52 |
| 66 | 292 | 153 | 139 | 263 | 133 | 130 | 29 | 20 | 9 |
| 67 | 396 | 215 | 181 | 358 | 190 | 168 | 38 | 25 | 13 |
| 68 | 596 | 313 | 283 | 554 | 284 | 270 | 42 | 29 | 13 |
| 69 | 204 | 105 | 99 | 178 | 92 | 86 | 26 | 13 | 13 |
| 65 - 69 | 2,547 | 1,300 | 1,247 | 2,317 | 1,170 | 1,147 | 230 | 130 | 100 |
| 70 | 1,588 | 739 | 849 | 1,485 | 701 | 784 | 103 | 38 | 65 |
| 71 | 133 | 77 | 56 | 118 | 69 | 49 | 15 | 8 | 7 |
| 72 | 407 | 205 | 202 | 369 | 186 | 183 | 38 | 19 | 19 |
| 73 | 189 | 94 | 95 | 163 | 81 | 82 | 26 | 13 | 13 |
| 74 | 180 | 84 | 96 | 157 | 72 | 85 | 23 | 12 | 11 |
| 70 - 74 | 2,497 | 1,199 | 1,298 | 2,292 | 1,109 | 1,183 | 205 | 90 | 115 |
| 75 | 613 | 330 | 283 | 552 | 300 | 252 | 61 | 30 | 31 |
| 76 | 204 | 93 | 111 | 170 | 79 | 91 | 34 | 14 | 20 |
| 77 | 158 | 94 | 64 | 143 | 82 | 61 | 15 | 12 | 3 |
| 78 | 346 | 186 | 160 | 314 | 168 | 146 | 32 | 18 | 14 |
| 79 | 131 | 75 | 56 | 118 | 68 | 50 | 13 | 7 | 6 |
| 75 - 79 | 1,452 | 778 | 674 | 1,297 | 697 | 600 | 155 | 81 | 74 |
| 80+ | 3,460 | 1,674 | 1,786 | 3,193 | 1,562 | 1,631 | 267 | 112 | 155 |

Table 21.3: Mbulu District Council: Total Population by Age in Single Years, Five Year Age Groups, Sex and Rural-Urban

| Age | Total | | | Rural | | | Urban | | |
|----------------|----------------|----------------|----------------|----------------|----------------|----------------|---------------|---------------|---------------|
| | Both Sexes | Male | Female | Both Sexes | Male | Female | Both Sexes | Male | Female |
| Total | 320,279 | 161,548 | 158,731 | 271,303 | 137,617 | 133,686 | 48,976 | 23,931 | 25,045 |
| 0 | 11,633 | 5,957 | 5,676 | 9,989 | 5,118 | 4,871 | 1,644 | 839 | 805 |
| 1 | 10,551 | 5,325 | 5,226 | 9,224 | 4,688 | 4,536 | 1,327 | 637 | 690 |
| 2 | 11,178 | 5,663 | 5,515 | 9,681 | 4,896 | 4,785 | 1,497 | 767 | 730 |
| 3 | 10,601 | 5,392 | 5,209 | 9,364 | 4,771 | 4,593 | 1,237 | 621 | 616 |
| 4 | 11,314 | 5,691 | 5,623 | 9,997 | 5,029 | 4,968 | 1,317 | 662 | 655 |
| 0 - 4 | 55,277 | 28,028 | 27,249 | 48,255 | 24,502 | 23,753 | 7,022 | 3,526 | 3,496 |
| 5 | 10,672 | 5,452 | 5,220 | 9,351 | 4,798 | 4,553 | 1,321 | 654 | 667 |
| 6 | 10,840 | 5,551 | 5,289 | 9,605 | 4,910 | 4,695 | 1,235 | 641 | 594 |
| 7 | 10,730 | 5,513 | 5,217 | 9,424 | 4,843 | 4,581 | 1,306 | 670 | 636 |
| 8 | 9,819 | 5,094 | 4,725 | 8,588 | 4,457 | 4,131 | 1,231 | 637 | 594 |
| 9 | 9,017 | 4,570 | 4,447 | 7,865 | 3,985 | 3,880 | 1,152 | 585 | 567 |
| 5 - 9 | 51,078 | 26,180 | 24,898 | 44,833 | 22,993 | 21,840 | 6,245 | 3,187 | 3,058 |
| 10 | 10,671 | 5,494 | 5,177 | 9,337 | 4,852 | 4,485 | 1,334 | 642 | 692 |
| 11 | 7,505 | 3,658 | 3,847 | 6,446 | 3,150 | 3,296 | 1,059 | 508 | 551 |
| 12 | 10,800 | 5,568 | 5,232 | 9,396 | 4,867 | 4,529 | 1,404 | 701 | 703 |
| 13 | 7,714 | 3,913 | 3,801 | 6,641 | 3,378 | 3,263 | 1,073 | 535 | 538 |
| 14 | 8,182 | 4,112 | 4,070 | 7,063 | 3,575 | 3,488 | 1,119 | 537 | 582 |
| 10 - 14 | 44,872 | 22,745 | 22,127 | 38,883 | 19,822 | 19,061 | 5,989 | 2,923 | 3,066 |
| 15 | 7,402 | 3,804 | 3,598 | 6,272 | 3,249 | 3,023 | 1,130 | 555 | 575 |
| 16 | 7,261 | 3,707 | 3,554 | 6,032 | 3,122 | 2,910 | 1,229 | 585 | 644 |
| 17 | 6,409 | 3,288 | 3,121 | 5,288 | 2,777 | 2,511 | 1,121 | 511 | 610 |
| 18 | 6,902 | 3,519 | 3,383 | 5,693 | 2,958 | 2,735 | 1,209 | 561 | 648 |
| 19 | 5,191 | 2,551 | 2,640 | 4,166 | 2,084 | 2,082 | 1,025 | 467 | 558 |
| 15 - 19 | 33,165 | 16,869 | 16,296 | 27,451 | 14,190 | 13,261 | 5,714 | 2,679 | 3,035 |
| 20 | 7,550 | 3,728 | 3,822 | 6,141 | 3,112 | 3,029 | 1,409 | 616 | 793 |
| 21 | 4,418 | 2,154 | 2,264 | 3,532 | 1,750 | 1,782 | 886 | 404 | 482 |
| 22 | 6,379 | 3,188 | 3,191 | 5,112 | 2,607 | 2,505 | 1,267 | 581 | 686 |
| 23 | 4,082 | 1,944 | 2,138 | 3,217 | 1,550 | 1,667 | 865 | 394 | 471 |
| 24 | 4,739 | 2,337 | 2,402 | 3,811 | 1,910 | 1,901 | 928 | 427 | 501 |
| 20 - 24 | 27,168 | 13,351 | 13,817 | 21,813 | 10,929 | 10,884 | 5,355 | 2,422 | 2,933 |
| 25 | 4,952 | 2,522 | 2,430 | 4,008 | 2,069 | 1,939 | 944 | 453 | 491 |
| 26 | 4,202 | 2,023 | 2,179 | 3,331 | 1,615 | 1,716 | 871 | 408 | 463 |
| 27 | 3,713 | 1,797 | 1,916 | 2,939 | 1,426 | 1,513 | 774 | 371 | 403 |
| 28 | 4,663 | 2,292 | 2,371 | 3,707 | 1,821 | 1,886 | 956 | 471 | 485 |
| 29 | 2,933 | 1,345 | 1,588 | 2,362 | 1,082 | 1,280 | 571 | 263 | 308 |
| 25 - 29 | 20,463 | 9,979 | 10,484 | 16,347 | 8,013 | 8,334 | 4,116 | 1,966 | 2,150 |
| 30 | 5,779 | 2,799 | 2,980 | 4,751 | 2,295 | 2,456 | 1,028 | 504 | 524 |
| 31 | 2,209 | 1,120 | 1,089 | 1,789 | 909 | 880 | 420 | 211 | 209 |
| 32 | 4,337 | 2,161 | 2,176 | 3,531 | 1,772 | 1,759 | 806 | 389 | 417 |
| 33 | 2,679 | 1,333 | 1,346 | 2,190 | 1,112 | 1,078 | 489 | 221 | 268 |
| 34 | 2,722 | 1,380 | 1,342 | 2,251 | 1,136 | 1,115 | 471 | 244 | 227 |
| 30 - 34 | 17,726 | 8,793 | 8,933 | 14,512 | 7,224 | 7,288 | 3,214 | 1,569 | 1,645 |
| 35 | 3,989 | 1,956 | 2,033 | 3,322 | 1,635 | 1,687 | 667 | 321 | 346 |
| 36 | 2,923 | 1,429 | 1,494 | 2,380 | 1,171 | 1,209 | 543 | 258 | 285 |
| 37 | 2,398 | 1,213 | 1,185 | 1,978 | 1,007 | 971 | 420 | 206 | 214 |
| 38 | 3,965 | 1,958 | 2,007 | 3,344 | 1,668 | 1,676 | 621 | 290 | 331 |
| 39 | 2,296 | 1,088 | 1,208 | 1,912 | 917 | 995 | 384 | 171 | 213 |
| 35 - 39 | 15,571 | 7,644 | 7,927 | 12,936 | 6,398 | 6,538 | 2,635 | 1,246 | 1,389 |

Table 21.3: Mbulu District Council: Total Population by Age in Single Years, Five Year Age Groups, Sex and Rural-Urban

| Age | Total | | | Rural | | | Urban | | |
|----------------|---------------|--------------|--------------|---------------|--------------|--------------|--------------|--------------|--------------|
| | Both Sexes | Male | Female | Both Sexes | Male | Female | Both Sexes | Male | Female |
| 40 | 4,745 | 2,347 | 2,398 | 4,035 | 1,998 | 2,037 | 710 | 349 | 361 |
| 41 | 1,316 | 665 | 651 | 1,079 | 523 | 556 | 237 | 142 | 95 |
| 42 | 3,295 | 1,754 | 1,541 | 2,708 | 1,461 | 1,247 | 587 | 293 | 294 |
| 43 | 1,796 | 926 | 870 | 1,469 | 747 | 722 | 327 | 179 | 148 |
| 44 | 1,995 | 1,036 | 959 | 1,680 | 866 | 814 | 315 | 170 | 145 |
| 40 - 44 | 13,147 | 6,728 | 6,419 | 10,971 | 5,595 | 5,376 | 2,176 | 1,133 | 1,043 |
| 45 | 3,062 | 1,584 | 1,478 | 2,557 | 1,315 | 1,242 | 505 | 269 | 236 |
| 46 | 1,924 | 1,030 | 894 | 1,657 | 878 | 779 | 267 | 152 | 115 |
| 47 | 1,517 | 776 | 741 | 1,275 | 644 | 631 | 242 | 132 | 110 |
| 48 | 3,026 | 1,558 | 1,468 | 2,562 | 1,320 | 1,242 | 464 | 238 | 226 |
| 49 | 1,362 | 725 | 637 | 1,101 | 599 | 502 | 261 | 126 | 135 |
| 45 - 49 | 10,891 | 5,673 | 5,218 | 9,152 | 4,756 | 4,396 | 1,739 | 917 | 822 |
| 50 | 3,142 | 1,497 | 1,645 | 2,682 | 1,292 | 1,390 | 460 | 205 | 255 |
| 51 | 969 | 530 | 439 | 802 | 438 | 364 | 167 | 92 | 75 |
| 52 | 1,637 | 897 | 740 | 1,336 | 722 | 614 | 301 | 175 | 126 |
| 53 | 800 | 408 | 392 | 667 | 343 | 324 | 133 | 65 | 68 |
| 54 | 1,067 | 564 | 503 | 872 | 465 | 407 | 195 | 99 | 96 |
| 50 - 54 | 7,615 | 3,896 | 3,719 | 6,359 | 3,260 | 3,099 | 1,256 | 636 | 620 |
| 55 | 1,390 | 715 | 675 | 1,188 | 605 | 583 | 202 | 110 | 92 |
| 56 | 1,010 | 544 | 466 | 836 | 457 | 379 | 174 | 87 | 87 |
| 57 | 659 | 353 | 306 | 549 | 293 | 256 | 110 | 60 | 50 |
| 58 | 1,173 | 603 | 570 | 994 | 503 | 491 | 179 | 100 | 79 |
| 59 | 481 | 253 | 228 | 383 | 210 | 173 | 98 | 43 | 55 |
| 55 - 59 | 4,713 | 2,468 | 2,245 | 3,950 | 2,068 | 1,882 | 763 | 400 | 363 |
| 60 | 2,586 | 1,191 | 1,395 | 2,253 | 1,048 | 1,205 | 333 | 143 | 190 |
| 61 | 497 | 270 | 227 | 417 | 228 | 189 | 80 | 42 | 38 |
| 62 | 1,036 | 518 | 518 | 845 | 416 | 429 | 191 | 102 | 89 |
| 63 | 515 | 276 | 239 | 408 | 217 | 191 | 107 | 59 | 48 |
| 64 | 551 | 306 | 245 | 462 | 258 | 204 | 89 | 48 | 41 |
| 60 - 64 | 5,185 | 2,561 | 2,624 | 4,385 | 2,167 | 2,218 | 800 | 394 | 406 |
| 65 | 1,359 | 626 | 733 | 1,148 | 528 | 620 | 211 | 98 | 113 |
| 66 | 389 | 187 | 202 | 331 | 162 | 169 | 58 | 25 | 33 |
| 67 | 515 | 302 | 213 | 433 | 260 | 173 | 82 | 42 | 40 |
| 68 | 807 | 410 | 397 | 703 | 364 | 339 | 104 | 46 | 58 |
| 69 | 222 | 121 | 101 | 187 | 96 | 91 | 35 | 25 | 10 |
| 65 - 69 | 3,292 | 1,646 | 1,646 | 2,802 | 1,410 | 1,392 | 490 | 236 | 254 |
| 70 | 1,965 | 930 | 1,035 | 1,696 | 811 | 885 | 269 | 119 | 150 |
| 71 | 155 | 83 | 72 | 138 | 71 | 67 | 17 | 12 | 5 |
| 72 | 561 | 284 | 277 | 480 | 232 | 248 | 81 | 52 | 29 |
| 73 | 249 | 147 | 102 | 208 | 123 | 85 | 41 | 24 | 17 |
| 74 | 215 | 111 | 104 | 171 | 90 | 81 | 44 | 21 | 23 |
| 70 - 74 | 3,145 | 1,555 | 1,590 | 2,693 | 1,327 | 1,366 | 452 | 228 | 224 |
| 75 | 892 | 408 | 484 | 735 | 342 | 393 | 157 | 66 | 91 |
| 76 | 272 | 144 | 128 | 231 | 120 | 111 | 41 | 24 | 17 |
| 77 | 138 | 84 | 54 | 111 | 68 | 43 | 27 | 16 | 11 |
| 78 | 459 | 253 | 206 | 405 | 228 | 177 | 54 | 25 | 29 |
| 79 | 165 | 86 | 79 | 144 | 77 | 67 | 21 | 9 | 12 |
| 75 - 79 | 1,926 | 975 | 951 | 1,626 | 835 | 791 | 300 | 140 | 160 |
| 80+ | 5,045 | 2,457 | 2,588 | 4,335 | 2,128 | 2,207 | 710 | 329 | 381 |

Table 21.4: Simanjoro District Council: Total Population by Age in Single Years, Five Year Age Groups, Sex and Rural-Urban

| Age | Total | | | Rural | | | Urban | | |
|----------------|----------------|---------------|---------------|----------------|---------------|---------------|---------------|--------------|--------------|
| | Both Sexes | Male | Female | Both Sexes | Male | Female | Both Sexes | Male | Female |
| Total | 178,693 | 88,975 | 89,718 | 159,680 | 79,407 | 80,273 | 19,013 | 9,568 | 9,445 |
| 0 | 6,305 | 3,104 | 3,201 | 5,894 | 2,909 | 2,985 | 411 | 195 | 216 |
| 1 | 5,637 | 2,862 | 2,775 | 4,958 | 2,490 | 2,468 | 679 | 372 | 307 |
| 2 | 6,679 | 3,327 | 3,352 | 6,117 | 3,049 | 3,068 | 562 | 278 | 284 |
| 3 | 7,234 | 3,624 | 3,610 | 6,642 | 3,328 | 3,314 | 592 | 296 | 296 |
| 4 | 7,562 | 3,667 | 3,895 | 7,034 | 3,431 | 3,603 | 528 | 236 | 292 |
| 0 - 4 | 33,417 | 16,584 | 16,833 | 30,645 | 15,207 | 15,438 | 2,772 | 1,377 | 1,395 |
| 5 | 7,024 | 3,533 | 3,491 | 6,530 | 3,286 | 3,244 | 494 | 247 | 247 |
| 6 | 6,443 | 3,213 | 3,230 | 5,939 | 2,958 | 2,981 | 504 | 255 | 249 |
| 7 | 6,589 | 3,286 | 3,303 | 5,992 | 3,002 | 2,990 | 597 | 284 | 313 |
| 8 | 5,830 | 2,970 | 2,860 | 5,296 | 2,712 | 2,584 | 534 | 258 | 276 |
| 9 | 4,951 | 2,510 | 2,441 | 4,428 | 2,274 | 2,154 | 523 | 236 | 287 |
| 5 - 9 | 30,837 | 15,512 | 15,325 | 28,185 | 14,232 | 13,953 | 2,652 | 1,280 | 1,372 |
| 10 | 6,189 | 3,174 | 3,015 | 5,629 | 2,917 | 2,712 | 560 | 257 | 303 |
| 11 | 3,335 | 1,594 | 1,741 | 2,941 | 1,424 | 1,517 | 394 | 170 | 224 |
| 12 | 5,385 | 2,932 | 2,453 | 4,884 | 2,681 | 2,203 | 501 | 251 | 250 |
| 13 | 3,632 | 1,846 | 1,786 | 3,245 | 1,636 | 1,609 | 387 | 210 | 177 |
| 14 | 3,676 | 1,873 | 1,803 | 3,317 | 1,717 | 1,600 | 359 | 156 | 203 |
| 10 - 14 | 22,217 | 11,419 | 10,798 | 20,016 | 10,375 | 9,641 | 2,201 | 1,044 | 1,157 |
| 15 | 4,064 | 2,095 | 1,969 | 3,714 | 1,932 | 1,782 | 350 | 163 | 187 |
| 16 | 3,154 | 1,555 | 1,599 | 2,814 | 1,410 | 1,404 | 340 | 145 | 195 |
| 17 | 2,704 | 1,342 | 1,362 | 2,398 | 1,207 | 1,191 | 306 | 135 | 171 |
| 18 | 4,027 | 1,903 | 2,124 | 3,646 | 1,726 | 1,920 | 381 | 177 | 204 |
| 19 | 2,344 | 1,025 | 1,319 | 2,080 | 911 | 1,169 | 264 | 114 | 150 |
| 15 - 19 | 16,293 | 7,920 | 8,373 | 14,652 | 7,186 | 7,466 | 1,641 | 734 | 907 |
| 20 | 4,661 | 1,928 | 2,733 | 4,222 | 1,755 | 2,467 | 439 | 173 | 266 |
| 21 | 2,052 | 885 | 1,167 | 1,770 | 781 | 989 | 282 | 104 | 178 |
| 22 | 3,217 | 1,298 | 1,919 | 2,863 | 1,146 | 1,717 | 354 | 152 | 202 |
| 23 | 2,103 | 935 | 1,168 | 1,825 | 838 | 987 | 278 | 97 | 181 |
| 24 | 2,308 | 992 | 1,316 | 1,975 | 856 | 1,119 | 333 | 136 | 197 |
| 20 - 24 | 14,341 | 6,038 | 8,303 | 12,655 | 5,376 | 7,279 | 1,686 | 662 | 1,024 |
| 25 | 3,815 | 1,599 | 2,216 | 3,454 | 1,439 | 2,015 | 361 | 160 | 201 |
| 26 | 2,291 | 990 | 1,301 | 2,015 | 881 | 1,134 | 276 | 109 | 167 |
| 27 | 2,296 | 1,042 | 1,254 | 2,019 | 928 | 1,091 | 277 | 114 | 163 |
| 28 | 3,564 | 1,654 | 1,910 | 3,092 | 1,444 | 1,648 | 472 | 210 | 262 |
| 29 | 1,771 | 831 | 940 | 1,464 | 687 | 777 | 307 | 144 | 163 |
| 25 - 29 | 13,737 | 6,116 | 7,621 | 12,044 | 5,379 | 6,665 | 1,693 | 737 | 956 |
| 30 | 4,910 | 2,275 | 2,635 | 4,280 | 1,955 | 2,325 | 630 | 320 | 310 |
| 31 | 1,198 | 637 | 561 | 972 | 528 | 444 | 226 | 109 | 117 |
| 32 | 2,902 | 1,532 | 1,370 | 2,402 | 1,255 | 1,147 | 500 | 277 | 223 |
| 33 | 1,493 | 786 | 707 | 1,213 | 630 | 583 | 280 | 156 | 124 |
| 34 | 1,554 | 798 | 756 | 1,265 | 647 | 618 | 289 | 151 | 138 |
| 30 - 34 | 12,057 | 6,028 | 6,029 | 10,132 | 5,015 | 5,117 | 1,925 | 1,013 | 912 |
| 35 | 3,054 | 1,558 | 1,496 | 2,615 | 1,307 | 1,308 | 439 | 251 | 188 |
| 36 | 1,671 | 877 | 794 | 1,354 | 694 | 660 | 317 | 183 | 134 |
| 37 | 1,528 | 788 | 740 | 1,261 | 637 | 624 | 267 | 151 | 116 |
| 38 | 2,116 | 1,023 | 1,093 | 1,778 | 839 | 939 | 338 | 184 | 154 |
| 39 | 1,315 | 696 | 619 | 1,109 | 584 | 525 | 206 | 112 | 94 |
| 35 - 39 | 9,684 | 4,942 | 4,742 | 8,117 | 4,061 | 4,056 | 1,567 | 881 | 686 |

Table 21.4: Simanjiro District Council: Total Population by Age in Single Years, Five Year Age Groups, Sex and Rural-Urban

| Age | Total | | | Rural | | | Urban | | |
|----------------|--------------|--------------|--------------|--------------|--------------|--------------|--------------|------------|------------|
| | Both Sexes | Male | Female | Both Sexes | Male | Female | Both Sexes | Male | Female |
| 40 | 3,257 | 1,672 | 1,585 | 2,807 | 1,391 | 1,416 | 450 | 281 | 169 |
| 41 | 669 | 370 | 299 | 563 | 298 | 265 | 106 | 72 | 34 |
| 42 | 1,737 | 1,012 | 725 | 1,448 | 822 | 626 | 289 | 190 | 99 |
| 43 | 814 | 473 | 341 | 683 | 378 | 305 | 131 | 95 | 36 |
| 44 | 851 | 493 | 358 | 699 | 411 | 288 | 152 | 82 | 70 |
| 40 - 44 | 7,328 | 4,020 | 3,308 | 6,200 | 3,300 | 2,900 | 1,128 | 720 | 408 |
| 45 | 1,984 | 1,097 | 887 | 1,760 | 936 | 824 | 224 | 161 | 63 |
| 46 | 762 | 436 | 326 | 642 | 365 | 277 | 120 | 71 | 49 |
| 47 | 701 | 420 | 281 | 603 | 360 | 243 | 98 | 60 | 38 |
| 48 | 1,200 | 661 | 539 | 1,048 | 561 | 487 | 152 | 100 | 52 |
| 49 | 632 | 380 | 252 | 549 | 324 | 225 | 83 | 56 | 27 |
| 45 - 49 | 5,279 | 2,994 | 2,285 | 4,602 | 2,546 | 2,056 | 677 | 448 | 229 |
| 50 | 1,884 | 969 | 915 | 1,721 | 866 | 855 | 163 | 103 | 60 |
| 51 | 446 | 296 | 150 | 382 | 245 | 137 | 64 | 51 | 13 |
| 52 | 841 | 504 | 337 | 748 | 443 | 305 | 93 | 61 | 32 |
| 53 | 389 | 229 | 160 | 335 | 193 | 142 | 54 | 36 | 18 |
| 54 | 443 | 264 | 179 | 385 | 222 | 163 | 58 | 42 | 16 |
| 50 - 54 | 4,003 | 2,262 | 1,741 | 3,571 | 1,969 | 1,602 | 432 | 293 | 139 |
| 55 | 880 | 506 | 374 | 829 | 468 | 361 | 51 | 38 | 13 |
| 56 | 571 | 335 | 236 | 508 | 294 | 214 | 63 | 41 | 22 |
| 57 | 320 | 192 | 128 | 286 | 168 | 118 | 34 | 24 | 10 |
| 58 | 559 | 321 | 238 | 495 | 277 | 218 | 64 | 44 | 20 |
| 59 | 232 | 146 | 86 | 209 | 133 | 76 | 23 | 13 | 10 |
| 55 - 59 | 2,562 | 1,500 | 1,062 | 2,327 | 1,340 | 987 | 235 | 160 | 75 |
| 60 | 1,198 | 599 | 599 | 1,134 | 566 | 568 | 64 | 33 | 31 |
| 61 | 176 | 104 | 72 | 152 | 88 | 64 | 24 | 16 | 8 |
| 62 | 411 | 230 | 181 | 370 | 200 | 170 | 41 | 30 | 11 |
| 63 | 175 | 109 | 66 | 156 | 98 | 58 | 19 | 11 | 8 |
| 64 | 190 | 113 | 77 | 171 | 100 | 71 | 19 | 13 | 6 |
| 60 - 64 | 2,150 | 1,155 | 995 | 1,983 | 1,052 | 931 | 167 | 103 | 64 |
| 65 | 484 | 252 | 232 | 457 | 240 | 217 | 27 | 12 | 15 |
| 66 | 120 | 67 | 53 | 111 | 64 | 47 | 9 | 3 | 6 |
| 67 | 226 | 119 | 107 | 213 | 113 | 100 | 13 | 6 | 7 |
| 68 | 286 | 170 | 116 | 271 | 161 | 110 | 15 | 9 | 6 |
| 69 | 107 | 65 | 42 | 94 | 55 | 39 | 13 | 10 | 3 |
| 65 - 69 | 1,223 | 673 | 550 | 1,146 | 633 | 513 | 77 | 40 | 37 |
| 70 | 849 | 431 | 418 | 819 | 418 | 401 | 30 | 13 | 17 |
| 71 | 81 | 44 | 37 | 78 | 41 | 37 | 3 | 3 | 0 |
| 72 | 209 | 112 | 97 | 197 | 106 | 91 | 12 | 6 | 6 |
| 73 | 83 | 50 | 33 | 82 | 49 | 33 | 1 | 1 | 0 |
| 74 | 85 | 52 | 33 | 76 | 47 | 29 | 9 | 5 | 4 |
| 70 - 74 | 1,307 | 689 | 618 | 1,252 | 661 | 591 | 55 | 28 | 27 |
| 75 | 300 | 156 | 144 | 291 | 154 | 137 | 9 | 2 | 7 |
| 76 | 98 | 59 | 39 | 90 | 54 | 36 | 8 | 5 | 3 |
| 77 | 72 | 49 | 23 | 70 | 47 | 23 | 2 | 2 | 0 |
| 78 | 144 | 71 | 73 | 137 | 70 | 67 | 7 | 1 | 6 |
| 79 | 91 | 51 | 40 | 82 | 46 | 36 | 9 | 5 | 4 |
| 75 - 79 | 705 | 386 | 319 | 670 | 371 | 299 | 35 | 15 | 20 |
| 80+ | 1,553 | 737 | 816 | 1,483 | 704 | 779 | 70 | 33 | 37 |

Table 21.5: Kiteto District Council: Total Population by Age in Single Years, Five Year Age Groups, Sex and Rural-Urban

| Age | Total | | | Rural | | | Urban | | |
|----------------|----------------|----------------|----------------|----------------|----------------|----------------|---------------|---------------|---------------|
| | Both Sexes | Male | Female | Both Sexes | Male | Female | Both Sexes | Male | Female |
| Total | 244,669 | 120,233 | 124,436 | 222,478 | 109,344 | 113,134 | 22,191 | 10,889 | 11,302 |
| 0 | 9,576 | 4,749 | 4,827 | 8,798 | 4,342 | 4,456 | 778 | 407 | 371 |
| 1 | 7,531 | 3,754 | 3,777 | 6,909 | 3,430 | 3,479 | 622 | 324 | 298 |
| 2 | 9,315 | 4,671 | 4,644 | 8,630 | 4,359 | 4,271 | 685 | 312 | 373 |
| 3 | 9,609 | 4,759 | 4,850 | 8,937 | 4,429 | 4,508 | 672 | 330 | 342 |
| 4 | 10,194 | 5,080 | 5,114 | 9,484 | 4,712 | 4,772 | 710 | 368 | 342 |
| 0 - 4 | 46,225 | 23,013 | 23,212 | 42,758 | 21,272 | 21,486 | 3,467 | 1,741 | 1,726 |
| 5 | 9,609 | 4,855 | 4,754 | 8,925 | 4,497 | 4,428 | 684 | 358 | 326 |
| 6 | 8,881 | 4,418 | 4,463 | 8,218 | 4,085 | 4,133 | 663 | 333 | 330 |
| 7 | 8,889 | 4,430 | 4,459 | 8,180 | 4,074 | 4,106 | 709 | 356 | 353 |
| 8 | 7,791 | 3,815 | 3,976 | 7,172 | 3,506 | 3,666 | 619 | 309 | 310 |
| 9 | 6,568 | 3,200 | 3,368 | 6,016 | 2,953 | 3,063 | 552 | 247 | 305 |
| 5 - 9 | 41,738 | 20,718 | 21,020 | 38,511 | 19,115 | 19,396 | 3,227 | 1,603 | 1,624 |
| 10 | 8,190 | 4,108 | 4,082 | 7,516 | 3,794 | 3,722 | 674 | 314 | 360 |
| 11 | 4,237 | 2,026 | 2,211 | 3,817 | 1,828 | 1,989 | 420 | 198 | 222 |
| 12 | 7,860 | 3,989 | 3,871 | 7,111 | 3,639 | 3,472 | 749 | 350 | 399 |
| 13 | 4,695 | 2,425 | 2,270 | 4,199 | 2,169 | 2,030 | 496 | 256 | 240 |
| 14 | 5,100 | 2,591 | 2,509 | 4,615 | 2,373 | 2,242 | 485 | 218 | 267 |
| 10 - 14 | 30,082 | 15,139 | 14,943 | 27,258 | 13,803 | 13,455 | 2,824 | 1,336 | 1,488 |
| 15 | 5,169 | 2,726 | 2,443 | 4,704 | 2,519 | 2,185 | 465 | 207 | 258 |
| 16 | 4,101 | 2,049 | 2,052 | 3,667 | 1,849 | 1,818 | 434 | 200 | 234 |
| 17 | 3,605 | 1,852 | 1,753 | 3,221 | 1,648 | 1,573 | 384 | 204 | 180 |
| 18 | 5,816 | 2,740 | 3,076 | 5,299 | 2,489 | 2,810 | 517 | 251 | 266 |
| 19 | 3,361 | 1,495 | 1,866 | 2,978 | 1,337 | 1,641 | 383 | 158 | 225 |
| 15 - 19 | 22,052 | 10,862 | 11,190 | 19,869 | 9,842 | 10,027 | 2,183 | 1,020 | 1,163 |
| 20 | 6,806 | 2,804 | 4,002 | 6,185 | 2,530 | 3,655 | 621 | 274 | 347 |
| 21 | 2,686 | 1,207 | 1,479 | 2,430 | 1,102 | 1,328 | 256 | 105 | 151 |
| 22 | 4,545 | 2,026 | 2,519 | 4,089 | 1,802 | 2,287 | 456 | 224 | 232 |
| 23 | 2,505 | 1,134 | 1,371 | 2,180 | 993 | 1,187 | 325 | 141 | 184 |
| 24 | 2,844 | 1,248 | 1,596 | 2,499 | 1,095 | 1,404 | 345 | 153 | 192 |
| 20 - 24 | 19,386 | 8,419 | 10,967 | 17,383 | 7,522 | 9,861 | 2,003 | 897 | 1,106 |
| 25 | 5,540 | 2,493 | 3,047 | 5,003 | 2,242 | 2,761 | 537 | 251 | 286 |
| 26 | 2,807 | 1,193 | 1,614 | 2,504 | 1,062 | 1,442 | 303 | 131 | 172 |
| 27 | 2,745 | 1,316 | 1,429 | 2,447 | 1,170 | 1,277 | 298 | 146 | 152 |
| 28 | 4,550 | 1,891 | 2,659 | 4,109 | 1,694 | 2,415 | 441 | 197 | 244 |
| 29 | 2,167 | 950 | 1,217 | 1,918 | 847 | 1,071 | 249 | 103 | 146 |
| 25 - 29 | 17,809 | 7,843 | 9,966 | 15,981 | 7,015 | 8,966 | 1,828 | 828 | 1,000 |
| 30 | 7,307 | 3,407 | 3,900 | 6,627 | 3,082 | 3,545 | 680 | 325 | 355 |
| 31 | 1,474 | 699 | 775 | 1,299 | 620 | 679 | 175 | 79 | 96 |
| 32 | 3,647 | 1,755 | 1,892 | 3,271 | 1,573 | 1,698 | 376 | 182 | 194 |
| 33 | 1,860 | 891 | 969 | 1,586 | 768 | 818 | 274 | 123 | 151 |
| 34 | 1,760 | 838 | 922 | 1,555 | 736 | 819 | 205 | 102 | 103 |
| 30 - 34 | 16,048 | 7,590 | 8,458 | 14,338 | 6,779 | 7,559 | 1,710 | 811 | 899 |
| 35 | 4,695 | 2,298 | 2,397 | 4,188 | 2,043 | 2,145 | 507 | 255 | 252 |
| 36 | 2,062 | 975 | 1,087 | 1,840 | 852 | 988 | 222 | 123 | 99 |
| 37 | 1,905 | 940 | 965 | 1,695 | 838 | 857 | 210 | 102 | 108 |
| 38 | 3,101 | 1,483 | 1,618 | 2,790 | 1,333 | 1,457 | 311 | 150 | 161 |
| 39 | 1,450 | 728 | 722 | 1,275 | 646 | 629 | 175 | 82 | 93 |
| 35 - 39 | 13,213 | 6,424 | 6,789 | 11,788 | 5,712 | 6,076 | 1,425 | 712 | 713 |

Table 21.5: Kiteto District Council: Total Population by Age in Single Years, Five Year Age Groups, Sex and Rural-Urban

| Age | Total | | | Rural | | | Urban | | |
|----------------|---------------|--------------|--------------|--------------|--------------|--------------|--------------|------------|------------|
| | Both Sexes | Male | Female | Both Sexes | Male | Female | Both Sexes | Male | Female |
| 40 | 5,283 | 2,616 | 2,667 | 4,774 | 2,338 | 2,436 | 509 | 278 | 231 |
| 41 | 871 | 473 | 398 | 773 | 420 | 353 | 98 | 53 | 45 |
| 42 | 2,273 | 1,198 | 1,075 | 2,051 | 1,078 | 973 | 222 | 120 | 102 |
| 43 | 986 | 497 | 489 | 883 | 453 | 430 | 103 | 44 | 59 |
| 44 | 1,035 | 553 | 482 | 921 | 498 | 423 | 114 | 55 | 59 |
| 40 - 44 | 10,448 | 5,337 | 5,111 | 9,402 | 4,787 | 4,615 | 1,046 | 550 | 496 |
| 45 | 2,964 | 1,588 | 1,376 | 2,712 | 1,447 | 1,265 | 252 | 141 | 111 |
| 46 | 1,036 | 575 | 461 | 923 | 508 | 415 | 113 | 67 | 46 |
| 47 | 816 | 461 | 355 | 739 | 413 | 326 | 77 | 48 | 29 |
| 48 | 1,630 | 851 | 779 | 1,459 | 761 | 698 | 171 | 90 | 81 |
| 49 | 800 | 446 | 354 | 709 | 386 | 323 | 91 | 60 | 31 |
| 45 - 49 | 7,246 | 3,921 | 3,325 | 6,542 | 3,515 | 3,027 | 704 | 406 | 298 |
| 50 | 3,166 | 1,594 | 1,572 | 2,887 | 1,432 | 1,455 | 279 | 162 | 117 |
| 51 | 643 | 371 | 272 | 557 | 330 | 227 | 86 | 41 | 45 |
| 52 | 1,166 | 681 | 485 | 1,040 | 605 | 435 | 126 | 76 | 50 |
| 53 | 493 | 278 | 215 | 433 | 243 | 190 | 60 | 35 | 25 |
| 54 | 653 | 391 | 262 | 585 | 350 | 235 | 68 | 41 | 27 |
| 50 - 54 | 6,121 | 3,315 | 2,806 | 5,502 | 2,960 | 2,542 | 619 | 355 | 264 |
| 55 | 1,300 | 714 | 586 | 1,192 | 650 | 542 | 108 | 64 | 44 |
| 56 | 620 | 370 | 250 | 551 | 319 | 232 | 69 | 51 | 18 |
| 57 | 461 | 291 | 170 | 412 | 259 | 153 | 49 | 32 | 17 |
| 58 | 743 | 433 | 310 | 664 | 379 | 285 | 79 | 54 | 25 |
| 59 | 346 | 191 | 155 | 310 | 168 | 142 | 36 | 23 | 13 |
| 55 - 59 | 3,470 | 1,999 | 1,471 | 3,129 | 1,775 | 1,354 | 341 | 224 | 117 |
| 60 | 2,124 | 1,139 | 985 | 1,971 | 1,054 | 917 | 153 | 85 | 68 |
| 61 | 292 | 154 | 138 | 268 | 143 | 125 | 24 | 11 | 13 |
| 62 | 576 | 304 | 272 | 500 | 264 | 236 | 76 | 40 | 36 |
| 63 | 270 | 161 | 109 | 237 | 142 | 95 | 33 | 19 | 14 |
| 64 | 281 | 156 | 125 | 260 | 144 | 116 | 21 | 12 | 9 |
| 60 - 64 | 3,543 | 1,914 | 1,629 | 3,236 | 1,747 | 1,489 | 307 | 167 | 140 |
| 65 | 902 | 432 | 470 | 818 | 394 | 424 | 84 | 38 | 46 |
| 66 | 200 | 123 | 77 | 177 | 106 | 71 | 23 | 17 | 6 |
| 67 | 308 | 170 | 138 | 295 | 163 | 132 | 13 | 7 | 6 |
| 68 | 389 | 203 | 186 | 362 | 189 | 173 | 27 | 14 | 13 |
| 69 | 149 | 88 | 61 | 142 | 85 | 57 | 7 | 3 | 4 |
| 65 - 69 | 1,948 | 1,016 | 932 | 1,794 | 937 | 857 | 154 | 79 | 75 |
| 70 | 1,497 | 771 | 726 | 1,401 | 727 | 674 | 96 | 44 | 52 |
| 71 | 118 | 67 | 51 | 112 | 67 | 45 | 6 | 0 | 6 |
| 72 | 350 | 188 | 162 | 319 | 175 | 144 | 31 | 13 | 18 |
| 73 | 111 | 67 | 44 | 97 | 55 | 42 | 14 | 12 | 2 |
| 74 | 130 | 78 | 52 | 123 | 73 | 50 | 7 | 5 | 2 |
| 70 - 74 | 2,206 | 1,171 | 1,035 | 2,052 | 1,097 | 955 | 154 | 74 | 80 |
| 75 | 479 | 244 | 235 | 443 | 228 | 215 | 36 | 16 | 20 |
| 76 | 128 | 74 | 54 | 123 | 72 | 51 | 5 | 2 | 3 |
| 77 | 114 | 62 | 52 | 104 | 57 | 47 | 10 | 5 | 5 |
| 78 | 223 | 112 | 111 | 205 | 100 | 105 | 18 | 12 | 6 |
| 79 | 106 | 56 | 50 | 99 | 54 | 45 | 7 | 2 | 5 |
| 75 - 79 | 1,050 | 548 | 502 | 974 | 511 | 463 | 76 | 37 | 39 |
| 80+ | 2,084 | 1,004 | 1,080 | 1,961 | 955 | 1,006 | 123 | 49 | 74 |

Table 21.6: Babati Town Council: Total Population by Age in Single Years, Five Year Age Groups, Sex and Rural-Urban

| Age | Total | | | Rural | | | Urban | | |
|----------------|---------------|---------------|---------------|---------------|---------------|---------------|---------------|---------------|---------------|
| | Both Sexes | Male | Female | Both Sexes | Male | Female | Both Sexes | Male | Female |
| Total | 93,108 | 47,313 | 45,795 | 35,199 | 18,190 | 17,009 | 57,909 | 29,123 | 28,786 |
| 0 | 2,926 | 1,418 | 1,508 | 1,162 | 550 | 612 | 1,764 | 868 | 896 |
| 1 | 2,230 | 1,101 | 1,129 | 957 | 489 | 468 | 1,273 | 612 | 661 |
| 2 | 2,701 | 1,336 | 1,365 | 1,276 | 614 | 662 | 1,425 | 722 | 703 |
| 3 | 2,574 | 1,318 | 1,256 | 1,136 | 602 | 534 | 1,438 | 716 | 722 |
| 4 | 2,605 | 1,312 | 1,293 | 1,137 | 574 | 563 | 1,468 | 738 | 730 |
| 0 - 4 | 13,036 | 6,485 | 6,551 | 5,668 | 2,829 | 2,839 | 7,368 | 3,656 | 3,712 |
| 5 | 2,421 | 1,270 | 1,151 | 1,086 | 560 | 526 | 1,335 | 710 | 625 |
| 6 | 2,452 | 1,218 | 1,234 | 1,110 | 571 | 539 | 1,342 | 647 | 695 |
| 7 | 2,367 | 1,236 | 1,131 | 1,044 | 530 | 514 | 1,323 | 706 | 617 |
| 8 | 2,200 | 1,056 | 1,144 | 979 | 489 | 490 | 1,221 | 567 | 654 |
| 9 | 2,257 | 1,122 | 1,135 | 1,005 | 519 | 486 | 1,252 | 603 | 649 |
| 5 - 9 | 11,697 | 5,902 | 5,795 | 5,224 | 2,669 | 2,555 | 6,473 | 3,233 | 3,240 |
| 10 | 2,499 | 1,263 | 1,236 | 1,085 | 562 | 523 | 1,414 | 701 | 713 |
| 11 | 1,865 | 911 | 954 | 786 | 377 | 409 | 1,079 | 534 | 545 |
| 12 | 2,763 | 1,418 | 1,345 | 1,183 | 611 | 572 | 1,580 | 807 | 773 |
| 13 | 2,110 | 1,098 | 1,012 | 845 | 470 | 375 | 1,265 | 628 | 637 |
| 14 | 2,181 | 1,100 | 1,081 | 863 | 452 | 411 | 1,318 | 648 | 670 |
| 10 - 14 | 11,418 | 5,790 | 5,628 | 4,762 | 2,472 | 2,290 | 6,656 | 3,318 | 3,338 |
| 15 | 2,151 | 1,104 | 1,047 | 802 | 468 | 334 | 1,349 | 636 | 713 |
| 16 | 2,043 | 1,020 | 1,023 | 653 | 381 | 272 | 1,390 | 639 | 751 |
| 17 | 1,989 | 996 | 993 | 706 | 402 | 304 | 1,283 | 594 | 689 |
| 18 | 2,285 | 1,198 | 1,087 | 684 | 383 | 301 | 1,601 | 815 | 786 |
| 19 | 1,834 | 907 | 927 | 575 | 318 | 257 | 1,259 | 589 | 670 |
| 15 - 19 | 10,302 | 5,225 | 5,077 | 3,420 | 1,952 | 1,468 | 6,882 | 3,273 | 3,609 |
| 20 | 2,489 | 1,271 | 1,218 | 774 | 407 | 367 | 1,715 | 864 | 851 |
| 21 | 1,576 | 771 | 805 | 447 | 235 | 212 | 1,129 | 536 | 593 |
| 22 | 2,145 | 1,046 | 1,099 | 653 | 336 | 317 | 1,492 | 710 | 782 |
| 23 | 1,402 | 688 | 714 | 413 | 204 | 209 | 989 | 484 | 505 |
| 24 | 1,563 | 767 | 796 | 477 | 229 | 248 | 1,086 | 538 | 548 |
| 20 - 24 | 9,175 | 4,543 | 4,632 | 2,764 | 1,411 | 1,353 | 6,411 | 3,132 | 3,279 |
| 25 | 1,944 | 979 | 965 | 536 | 282 | 254 | 1,408 | 697 | 711 |
| 26 | 1,411 | 666 | 745 | 390 | 177 | 213 | 1,021 | 489 | 532 |
| 27 | 1,377 | 740 | 637 | 461 | 259 | 202 | 916 | 481 | 435 |
| 28 | 1,753 | 883 | 870 | 495 | 244 | 251 | 1,258 | 639 | 619 |
| 29 | 1,046 | 506 | 540 | 317 | 149 | 168 | 729 | 357 | 372 |
| 25 - 29 | 7,531 | 3,774 | 3,757 | 2,199 | 1,111 | 1,088 | 5,332 | 2,663 | 2,669 |
| 30 | 2,025 | 1,085 | 940 | 630 | 346 | 284 | 1,395 | 739 | 656 |
| 31 | 742 | 381 | 361 | 232 | 117 | 115 | 510 | 264 | 246 |
| 32 | 1,640 | 862 | 778 | 487 | 244 | 243 | 1,153 | 618 | 535 |
| 33 | 980 | 527 | 453 | 313 | 169 | 144 | 667 | 358 | 309 |
| 34 | 940 | 497 | 443 | 299 | 146 | 153 | 641 | 351 | 290 |
| 30 - 34 | 6,327 | 3,352 | 2,975 | 1,961 | 1,022 | 939 | 4,366 | 2,330 | 2,036 |
| 35 | 1,476 | 805 | 671 | 489 | 273 | 216 | 987 | 532 | 455 |
| 36 | 1,026 | 537 | 489 | 344 | 183 | 161 | 682 | 354 | 328 |
| 37 | 838 | 475 | 363 | 287 | 157 | 130 | 551 | 318 | 233 |
| 38 | 1,292 | 688 | 604 | 479 | 251 | 228 | 813 | 437 | 376 |
| 39 | 756 | 378 | 378 | 267 | 132 | 135 | 489 | 246 | 243 |
| 35 - 39 | 5,388 | 2,883 | 2,505 | 1,866 | 996 | 870 | 3,522 | 1,887 | 1,635 |

Table 21.6: Babati Town Council: Total Population by Age in Single Years, Five Year Age Groups, Sex and Rural-Urban

| Age | Total | | | Rural | | | Urban | | |
|----------------|--------------|--------------|--------------|--------------|------------|------------|--------------|--------------|--------------|
| | Both Sexes | Male | Female | Both Sexes | Male | Female | Both Sexes | Male | Female |
| 40 | 1,534 | 819 | 715 | 579 | 306 | 273 | 955 | 513 | 442 |
| 41 | 417 | 215 | 202 | 131 | 63 | 68 | 286 | 152 | 134 |
| 42 | 1,101 | 596 | 505 | 413 | 219 | 194 | 688 | 377 | 311 |
| 43 | 609 | 307 | 302 | 218 | 106 | 112 | 391 | 201 | 190 |
| 44 | 606 | 328 | 278 | 218 | 113 | 105 | 388 | 215 | 173 |
| 40 - 44 | 4,267 | 2,265 | 2,002 | 1,559 | 807 | 752 | 2,708 | 1,458 | 1,250 |
| 45 | 1,079 | 581 | 498 | 401 | 216 | 185 | 678 | 365 | 313 |
| 46 | 554 | 312 | 242 | 227 | 128 | 99 | 327 | 184 | 143 |
| 47 | 504 | 267 | 237 | 167 | 95 | 72 | 337 | 172 | 165 |
| 48 | 868 | 448 | 420 | 384 | 200 | 184 | 484 | 248 | 236 |
| 49 | 418 | 222 | 196 | 153 | 81 | 72 | 265 | 141 | 124 |
| 45 - 49 | 3,423 | 1,830 | 1,593 | 1,332 | 720 | 612 | 2,091 | 1,110 | 981 |
| 50 | 1,043 | 493 | 550 | 388 | 173 | 215 | 655 | 320 | 335 |
| 51 | 356 | 173 | 183 | 137 | 58 | 79 | 219 | 115 | 104 |
| 52 | 649 | 342 | 307 | 243 | 125 | 118 | 406 | 217 | 189 |
| 53 | 341 | 172 | 169 | 125 | 65 | 60 | 216 | 107 | 109 |
| 54 | 446 | 236 | 210 | 170 | 102 | 68 | 276 | 134 | 142 |
| 50 - 54 | 2,835 | 1,416 | 1,419 | 1,063 | 523 | 540 | 1,772 | 893 | 879 |
| 55 | 567 | 298 | 269 | 245 | 133 | 112 | 322 | 165 | 157 |
| 56 | 344 | 174 | 170 | 125 | 60 | 65 | 219 | 114 | 105 |
| 57 | 268 | 142 | 126 | 96 | 50 | 46 | 172 | 92 | 80 |
| 58 | 404 | 192 | 212 | 159 | 73 | 86 | 245 | 119 | 126 |
| 59 | 237 | 123 | 114 | 79 | 40 | 39 | 158 | 83 | 75 |
| 55 - 59 | 1,820 | 929 | 891 | 704 | 356 | 348 | 1,116 | 573 | 543 |
| 60 | 848 | 408 | 440 | 377 | 171 | 206 | 471 | 237 | 234 |
| 61 | 139 | 80 | 59 | 49 | 33 | 16 | 90 | 47 | 43 |
| 62 | 351 | 186 | 165 | 131 | 60 | 71 | 220 | 126 | 94 |
| 63 | 203 | 117 | 86 | 82 | 44 | 38 | 121 | 73 | 48 |
| 64 | 200 | 113 | 87 | 63 | 35 | 28 | 137 | 78 | 59 |
| 60 - 64 | 1,741 | 904 | 837 | 702 | 343 | 359 | 1,039 | 561 | 478 |
| 65 | 417 | 180 | 237 | 172 | 75 | 97 | 245 | 105 | 140 |
| 66 | 105 | 55 | 50 | 44 | 23 | 21 | 61 | 32 | 29 |
| 67 | 189 | 115 | 74 | 77 | 49 | 28 | 112 | 66 | 46 |
| 68 | 231 | 122 | 109 | 112 | 54 | 58 | 119 | 68 | 51 |
| 69 | 92 | 46 | 46 | 43 | 21 | 22 | 49 | 25 | 24 |
| 65 - 69 | 1,034 | 518 | 516 | 448 | 222 | 226 | 586 | 296 | 290 |
| 70 | 669 | 306 | 363 | 323 | 149 | 174 | 346 | 157 | 189 |
| 71 | 59 | 31 | 28 | 25 | 13 | 12 | 34 | 18 | 16 |
| 72 | 206 | 102 | 104 | 89 | 52 | 37 | 117 | 50 | 67 |
| 73 | 86 | 43 | 43 | 42 | 21 | 21 | 44 | 22 | 22 |
| 74 | 89 | 59 | 30 | 40 | 27 | 13 | 49 | 32 | 17 |
| 70 - 74 | 1,109 | 541 | 568 | 519 | 262 | 257 | 590 | 279 | 311 |
| 75 | 307 | 152 | 155 | 152 | 71 | 81 | 155 | 81 | 74 |
| 76 | 85 | 41 | 44 | 43 | 18 | 25 | 42 | 23 | 19 |
| 77 | 56 | 35 | 21 | 25 | 15 | 10 | 31 | 20 | 11 |
| 78 | 167 | 84 | 83 | 88 | 41 | 47 | 79 | 43 | 36 |
| 79 | 42 | 26 | 16 | 15 | 10 | 5 | 27 | 16 | 11 |
| 75 - 79 | 657 | 338 | 319 | 323 | 155 | 168 | 334 | 183 | 151 |
| 80+ | 1,348 | 618 | 730 | 685 | 340 | 345 | 663 | 278 | 385 |

Table 22.0: Njombe Region: Total Population by Age in Single Year, Five Year Age Groups and Sex and Rural-Urban

| Age | Total | | | Rural | | | Urban | | |
|----------------|----------------|----------------|----------------|----------------|----------------|----------------|----------------|---------------|---------------|
| | Both Sexes | Male | Female | Both Sexes | Male | Female | Both Sexes | Male | Female |
| Total | 702,097 | 329,359 | 372,738 | 536,189 | 252,031 | 284,158 | 165,908 | 77,328 | 88,580 |
| 0 | 18,604 | 9,137 | 9,467 | 14,205 | 7,039 | 7,166 | 4,399 | 2,098 | 2,301 |
| 1 | 17,510 | 8,782 | 8,728 | 13,576 | 6,806 | 6,770 | 3,934 | 1,976 | 1,958 |
| 2 | 18,815 | 9,274 | 9,541 | 14,743 | 7,230 | 7,513 | 4,072 | 2,044 | 2,028 |
| 3 | 18,054 | 8,995 | 9,059 | 14,142 | 7,036 | 7,106 | 3,912 | 1,959 | 1,953 |
| 4 | 20,265 | 10,075 | 10,190 | 16,021 | 7,920 | 8,101 | 4,244 | 2,155 | 2,089 |
| 0 - 4 | 93,248 | 46,263 | 46,985 | 72,687 | 36,031 | 36,656 | 20,561 | 10,232 | 10,329 |
| 5 | 20,421 | 10,337 | 10,084 | 16,197 | 8,182 | 8,015 | 4,224 | 2,155 | 2,069 |
| 6 | 21,319 | 10,794 | 10,525 | 16,916 | 8,557 | 8,359 | 4,403 | 2,237 | 2,166 |
| 7 | 21,146 | 10,532 | 10,614 | 16,794 | 8,415 | 8,379 | 4,352 | 2,117 | 2,235 |
| 8 | 19,587 | 9,506 | 10,081 | 15,638 | 7,586 | 8,052 | 3,949 | 1,920 | 2,029 |
| 9 | 19,429 | 9,564 | 9,865 | 15,506 | 7,646 | 7,860 | 3,923 | 1,918 | 2,005 |
| 5 - 9 | 101,902 | 50,733 | 51,169 | 81,051 | 40,386 | 40,665 | 20,851 | 10,347 | 10,504 |
| 10 | 20,833 | 10,489 | 10,344 | 16,588 | 8,428 | 8,160 | 4,245 | 2,061 | 2,184 |
| 11 | 17,239 | 8,459 | 8,780 | 13,624 | 6,742 | 6,882 | 3,615 | 1,717 | 1,898 |
| 12 | 24,645 | 12,419 | 12,226 | 19,687 | 9,999 | 9,688 | 4,958 | 2,420 | 2,538 |
| 13 | 18,278 | 9,068 | 9,210 | 14,314 | 7,146 | 7,168 | 3,964 | 1,922 | 2,042 |
| 14 | 18,002 | 8,973 | 9,029 | 13,999 | 7,129 | 6,870 | 4,003 | 1,844 | 2,159 |
| 10 - 14 | 98,997 | 49,408 | 49,589 | 78,212 | 39,444 | 38,768 | 20,785 | 9,964 | 10,821 |
| 15 | 16,089 | 8,133 | 7,956 | 12,101 | 6,334 | 5,767 | 3,988 | 1,799 | 2,189 |
| 16 | 14,574 | 7,300 | 7,274 | 10,325 | 5,410 | 4,915 | 4,249 | 1,890 | 2,359 |
| 17 | 14,552 | 7,365 | 7,187 | 10,117 | 5,338 | 4,779 | 4,435 | 2,027 | 2,408 |
| 18 | 15,990 | 8,064 | 7,926 | 11,251 | 5,892 | 5,359 | 4,739 | 2,172 | 2,567 |
| 19 | 11,779 | 5,574 | 6,205 | 8,027 | 4,009 | 4,018 | 3,752 | 1,565 | 2,187 |
| 15 - 19 | 72,984 | 36,436 | 36,548 | 51,821 | 26,983 | 24,838 | 21,163 | 9,453 | 11,710 |
| 20 | 15,406 | 7,038 | 8,368 | 10,593 | 4,960 | 5,633 | 4,813 | 2,078 | 2,735 |
| 21 | 9,897 | 4,403 | 5,494 | 6,756 | 3,076 | 3,680 | 3,141 | 1,327 | 1,814 |
| 22 | 13,553 | 6,061 | 7,492 | 9,176 | 4,185 | 4,991 | 4,377 | 1,876 | 2,501 |
| 23 | 9,863 | 4,180 | 5,683 | 6,626 | 2,851 | 3,775 | 3,237 | 1,329 | 1,908 |
| 24 | 10,557 | 4,619 | 5,938 | 7,093 | 3,183 | 3,910 | 3,464 | 1,436 | 2,028 |
| 20 - 24 | 59,276 | 26,301 | 32,975 | 40,244 | 18,255 | 21,989 | 19,032 | 8,046 | 10,986 |
| 25 | 12,995 | 5,853 | 7,142 | 8,997 | 4,092 | 4,905 | 3,998 | 1,761 | 2,237 |
| 26 | 9,892 | 4,247 | 5,645 | 6,700 | 2,866 | 3,834 | 3,192 | 1,381 | 1,811 |
| 27 | 9,386 | 4,198 | 5,188 | 6,415 | 2,876 | 3,539 | 2,971 | 1,322 | 1,649 |
| 28 | 12,934 | 5,667 | 7,267 | 8,881 | 3,850 | 5,031 | 4,053 | 1,817 | 2,236 |
| 29 | 8,388 | 3,607 | 4,781 | 5,778 | 2,457 | 3,321 | 2,610 | 1,150 | 1,460 |
| 25 - 29 | 53,595 | 23,572 | 30,023 | 36,771 | 16,141 | 20,630 | 16,824 | 7,431 | 9,393 |
| 30 | 15,195 | 6,502 | 8,693 | 10,891 | 4,511 | 6,380 | 4,304 | 1,991 | 2,313 |
| 31 | 6,176 | 2,713 | 3,463 | 4,434 | 1,911 | 2,523 | 1,742 | 802 | 940 |
| 32 | 10,959 | 5,009 | 5,950 | 7,873 | 3,518 | 4,355 | 3,086 | 1,491 | 1,595 |
| 33 | 6,708 | 3,127 | 3,581 | 4,767 | 2,190 | 2,577 | 1,941 | 937 | 1,004 |
| 34 | 6,347 | 2,989 | 3,358 | 4,565 | 2,132 | 2,433 | 1,782 | 857 | 925 |
| 30 - 34 | 45,385 | 20,340 | 25,045 | 32,530 | 14,262 | 18,268 | 12,855 | 6,078 | 6,777 |
| 35 | 11,331 | 5,218 | 6,113 | 8,427 | 3,784 | 4,643 | 2,904 | 1,434 | 1,470 |
| 36 | 6,904 | 3,085 | 3,819 | 5,170 | 2,267 | 2,903 | 1,734 | 818 | 916 |
| 37 | 6,679 | 3,152 | 3,527 | 4,897 | 2,270 | 2,627 | 1,782 | 882 | 900 |
| 38 | 9,102 | 4,098 | 5,004 | 6,972 | 3,049 | 3,923 | 2,130 | 1,049 | 1,081 |
| 39 | 5,557 | 2,479 | 3,078 | 4,167 | 1,820 | 2,347 | 1,390 | 659 | 731 |
| 35 - 39 | 39,573 | 18,032 | 21,541 | 29,633 | 13,190 | 16,443 | 9,940 | 4,842 | 5,098 |

Table 22.0: Njombe Region: Total Population by Age in Single Year, Five Year Age Groups and Sex and Rural-Urban

| Age | Total | | | Rural | | | Urban | | |
|----------------|---------------|---------------|---------------|---------------|---------------|---------------|--------------|--------------|--------------|
| | Both Sexes | Male | Female | Both Sexes | Male | Female | Both Sexes | Male | Female |
| 40 | 10,759 | 4,655 | 6,104 | 8,454 | 3,539 | 4,915 | 2,305 | 1,116 | 1,189 |
| 41 | 3,650 | 1,708 | 1,942 | 2,851 | 1,290 | 1,561 | 799 | 418 | 381 |
| 42 | 7,072 | 3,286 | 3,786 | 5,555 | 2,522 | 3,033 | 1,517 | 764 | 753 |
| 43 | 4,210 | 1,922 | 2,288 | 3,255 | 1,462 | 1,793 | 955 | 460 | 495 |
| 44 | 4,287 | 2,019 | 2,268 | 3,325 | 1,544 | 1,781 | 962 | 475 | 487 |
| 40 - 44 | 29,978 | 13,590 | 16,388 | 23,440 | 10,357 | 13,083 | 6,538 | 3,233 | 3,305 |
| 45 | 7,485 | 3,258 | 4,227 | 5,983 | 2,551 | 3,432 | 1,502 | 707 | 795 |
| 46 | 4,121 | 1,890 | 2,231 | 3,274 | 1,475 | 1,799 | 847 | 415 | 432 |
| 47 | 3,594 | 1,673 | 1,921 | 2,834 | 1,303 | 1,531 | 760 | 370 | 390 |
| 48 | 5,502 | 2,448 | 3,054 | 4,394 | 1,907 | 2,487 | 1,108 | 541 | 567 |
| 49 | 3,370 | 1,464 | 1,906 | 2,713 | 1,156 | 1,557 | 657 | 308 | 349 |
| 45 - 49 | 24,072 | 10,733 | 13,339 | 19,198 | 8,392 | 10,806 | 4,874 | 2,341 | 2,533 |
| 50 | 7,884 | 2,921 | 4,963 | 6,545 | 2,358 | 4,187 | 1,339 | 563 | 776 |
| 51 | 2,998 | 1,388 | 1,610 | 2,461 | 1,148 | 1,313 | 537 | 240 | 297 |
| 52 | 4,478 | 1,973 | 2,505 | 3,675 | 1,580 | 2,095 | 803 | 393 | 410 |
| 53 | 2,633 | 1,188 | 1,445 | 2,109 | 950 | 1,159 | 524 | 238 | 286 |
| 54 | 3,021 | 1,359 | 1,662 | 2,471 | 1,091 | 1,380 | 550 | 268 | 282 |
| 50 - 54 | 21,014 | 8,829 | 12,185 | 17,261 | 7,127 | 10,134 | 3,753 | 1,702 | 2,051 |
| 55 | 4,394 | 1,670 | 2,724 | 3,722 | 1,388 | 2,334 | 672 | 282 | 390 |
| 56 | 2,980 | 1,270 | 1,710 | 2,508 | 1,047 | 1,461 | 472 | 223 | 249 |
| 57 | 2,412 | 1,127 | 1,285 | 2,012 | 929 | 1,083 | 400 | 198 | 202 |
| 58 | 3,661 | 1,515 | 2,146 | 3,076 | 1,253 | 1,823 | 585 | 262 | 323 |
| 59 | 1,921 | 887 | 1,034 | 1,569 | 725 | 844 | 352 | 162 | 190 |
| 55 - 59 | 15,368 | 6,469 | 8,899 | 12,887 | 5,342 | 7,545 | 2,481 | 1,127 | 1,354 |
| 60 | 6,624 | 2,283 | 4,341 | 5,684 | 1,924 | 3,760 | 940 | 359 | 581 |
| 61 | 1,606 | 717 | 889 | 1,365 | 603 | 762 | 241 | 114 | 127 |
| 62 | 2,703 | 1,181 | 1,522 | 2,296 | 1,000 | 1,296 | 407 | 181 | 226 |
| 63 | 1,709 | 804 | 905 | 1,425 | 670 | 755 | 284 | 134 | 150 |
| 64 | 1,561 | 767 | 794 | 1,298 | 631 | 667 | 263 | 136 | 127 |
| 60 - 64 | 14,203 | 5,752 | 8,451 | 12,068 | 4,828 | 7,240 | 2,135 | 924 | 1,211 |
| 65 | 3,938 | 1,404 | 2,534 | 3,456 | 1,227 | 2,229 | 482 | 177 | 305 |
| 66 | 1,262 | 573 | 689 | 1,056 | 482 | 574 | 206 | 91 | 115 |
| 67 | 1,685 | 759 | 926 | 1,417 | 649 | 768 | 268 | 110 | 158 |
| 68 | 2,279 | 874 | 1,405 | 2,010 | 773 | 1,237 | 269 | 101 | 168 |
| 69 | 1,022 | 439 | 583 | 887 | 377 | 510 | 135 | 62 | 73 |
| 65 - 69 | 10,186 | 4,049 | 6,137 | 8,826 | 3,508 | 5,318 | 1,360 | 541 | 819 |
| 70 | 5,063 | 1,793 | 3,270 | 4,477 | 1,581 | 2,896 | 586 | 212 | 374 |
| 71 | 760 | 347 | 413 | 664 | 300 | 364 | 96 | 47 | 49 |
| 72 | 1,696 | 712 | 984 | 1,465 | 616 | 849 | 231 | 96 | 135 |
| 73 | 886 | 436 | 450 | 751 | 373 | 378 | 135 | 63 | 72 |
| 74 | 721 | 338 | 383 | 606 | 285 | 321 | 115 | 53 | 62 |
| 70 - 74 | 9,126 | 3,626 | 5,500 | 7,963 | 3,155 | 4,808 | 1,163 | 471 | 692 |
| 75 | 2,211 | 863 | 1,348 | 1,946 | 776 | 1,170 | 265 | 87 | 178 |
| 76 | 926 | 428 | 498 | 784 | 352 | 432 | 142 | 76 | 66 |
| 77 | 507 | 260 | 247 | 437 | 219 | 218 | 70 | 41 | 29 |
| 78 | 1,239 | 546 | 693 | 1,099 | 488 | 611 | 140 | 58 | 82 |
| 79 | 652 | 302 | 350 | 578 | 265 | 313 | 74 | 37 | 37 |
| 75 - 79 | 5,535 | 2,399 | 3,136 | 4,844 | 2,100 | 2,744 | 691 | 299 | 392 |
| 80+ | 7,655 | 2,827 | 4,828 | 6,753 | 2,530 | 4,223 | 902 | 297 | 605 |

Table 22.1: Njombe Town Council: Total Population by Age in Single Year, Five Year Age Groups and Sex and Rural-Urban

| Age | Total | | | Rural | | | Urban | | |
|----------------|----------------|---------------|---------------|---------------|---------------|---------------|---------------|---------------|---------------|
| | Both Sexes | Male | Female | Both Sexes | Male | Female | Both Sexes | Male | Female |
| Total | 130,223 | 61,112 | 69,111 | 66,101 | 31,115 | 34,986 | 64,122 | 29,997 | 34,125 |
| 0 | 3,122 | 1,528 | 1,594 | 1,569 | 779 | 790 | 1,553 | 749 | 804 |
| 1 | 3,171 | 1,561 | 1,610 | 1,708 | 852 | 856 | 1,463 | 709 | 754 |
| 2 | 3,141 | 1,554 | 1,587 | 1,694 | 817 | 877 | 1,447 | 737 | 710 |
| 3 | 3,006 | 1,504 | 1,502 | 1,623 | 802 | 821 | 1,383 | 702 | 681 |
| 4 | 3,482 | 1,691 | 1,791 | 1,895 | 896 | 999 | 1,587 | 795 | 792 |
| 0 - 4 | 15,922 | 7,838 | 8,084 | 8,489 | 4,146 | 4,343 | 7,433 | 3,692 | 3,741 |
| 5 | 3,459 | 1,778 | 1,681 | 1,958 | 1,005 | 953 | 1,501 | 773 | 728 |
| 6 | 3,712 | 1,892 | 1,820 | 2,139 | 1,091 | 1,048 | 1,573 | 801 | 772 |
| 7 | 3,660 | 1,812 | 1,848 | 2,131 | 1,057 | 1,074 | 1,529 | 755 | 774 |
| 8 | 3,409 | 1,695 | 1,714 | 1,973 | 963 | 1,010 | 1,436 | 732 | 704 |
| 9 | 3,402 | 1,674 | 1,728 | 1,978 | 978 | 1,000 | 1,424 | 696 | 728 |
| 5 - 9 | 17,642 | 8,851 | 8,791 | 10,179 | 5,094 | 5,085 | 7,463 | 3,757 | 3,706 |
| 10 | 3,553 | 1,785 | 1,768 | 2,046 | 1,057 | 989 | 1,507 | 728 | 779 |
| 11 | 2,959 | 1,421 | 1,538 | 1,638 | 799 | 839 | 1,321 | 622 | 699 |
| 12 | 4,357 | 2,117 | 2,240 | 2,517 | 1,225 | 1,292 | 1,840 | 892 | 948 |
| 13 | 3,359 | 1,628 | 1,731 | 1,843 | 917 | 926 | 1,516 | 711 | 805 |
| 14 | 3,421 | 1,641 | 1,780 | 1,849 | 923 | 926 | 1,572 | 718 | 854 |
| 10 - 14 | 17,649 | 8,592 | 9,057 | 9,893 | 4,921 | 4,972 | 7,756 | 3,671 | 4,085 |
| 15 | 3,160 | 1,507 | 1,653 | 1,604 | 833 | 771 | 1,556 | 674 | 882 |
| 16 | 3,085 | 1,435 | 1,650 | 1,362 | 699 | 663 | 1,723 | 736 | 987 |
| 17 | 3,173 | 1,537 | 1,636 | 1,268 | 679 | 589 | 1,905 | 858 | 1,047 |
| 18 | 3,340 | 1,603 | 1,737 | 1,384 | 722 | 662 | 1,956 | 881 | 1,075 |
| 19 | 2,589 | 1,187 | 1,402 | 1,002 | 514 | 488 | 1,587 | 673 | 914 |
| 15 - 19 | 15,347 | 7,269 | 8,078 | 6,620 | 3,447 | 3,173 | 8,727 | 3,822 | 4,905 |
| 20 | 3,241 | 1,499 | 1,742 | 1,271 | 623 | 648 | 1,970 | 876 | 1,094 |
| 21 | 2,131 | 973 | 1,158 | 841 | 375 | 466 | 1,290 | 598 | 692 |
| 22 | 2,997 | 1,351 | 1,646 | 1,175 | 557 | 618 | 1,822 | 794 | 1,028 |
| 23 | 2,216 | 950 | 1,266 | 827 | 366 | 461 | 1,389 | 584 | 805 |
| 24 | 2,376 | 1,054 | 1,322 | 908 | 418 | 490 | 1,468 | 636 | 832 |
| 20 - 24 | 12,961 | 5,827 | 7,134 | 5,022 | 2,339 | 2,683 | 7,939 | 3,488 | 4,451 |
| 25 | 2,751 | 1,254 | 1,497 | 1,145 | 533 | 612 | 1,606 | 721 | 885 |
| 26 | 2,195 | 981 | 1,214 | 879 | 399 | 480 | 1,316 | 582 | 734 |
| 27 | 1,980 | 901 | 1,079 | 776 | 367 | 409 | 1,204 | 534 | 670 |
| 28 | 2,823 | 1,303 | 1,520 | 1,115 | 498 | 617 | 1,708 | 805 | 903 |
| 29 | 1,776 | 767 | 1,009 | 722 | 320 | 402 | 1,054 | 447 | 607 |
| 25 - 29 | 11,525 | 5,206 | 6,319 | 4,637 | 2,117 | 2,520 | 6,888 | 3,089 | 3,799 |
| 30 | 2,988 | 1,345 | 1,643 | 1,273 | 543 | 730 | 1,715 | 802 | 913 |
| 31 | 1,247 | 543 | 704 | 583 | 245 | 338 | 664 | 298 | 366 |
| 32 | 2,186 | 1,009 | 1,177 | 957 | 413 | 544 | 1,229 | 596 | 633 |
| 33 | 1,279 | 599 | 680 | 550 | 235 | 315 | 729 | 364 | 365 |
| 34 | 1,246 | 581 | 665 | 568 | 256 | 312 | 678 | 325 | 353 |
| 30 - 34 | 8,946 | 4,077 | 4,869 | 3,931 | 1,692 | 2,239 | 5,015 | 2,385 | 2,630 |
| 35 | 2,115 | 1,026 | 1,089 | 998 | 468 | 530 | 1,117 | 558 | 559 |
| 36 | 1,249 | 576 | 673 | 607 | 269 | 338 | 642 | 307 | 335 |
| 37 | 1,249 | 612 | 637 | 550 | 259 | 291 | 699 | 353 | 346 |
| 38 | 1,666 | 775 | 891 | 863 | 389 | 474 | 803 | 386 | 417 |
| 39 | 1,022 | 466 | 556 | 518 | 225 | 293 | 504 | 241 | 263 |
| 35 - 39 | 7,301 | 3,455 | 3,846 | 3,536 | 1,610 | 1,926 | 3,765 | 1,845 | 1,920 |

Table 22.1: Njombe Town Council: Total Population by Age in Single Year, Five Year Age Groups and Sex and Rural-Urban

| Age | Total | | | Rural | | | Urban | | |
|----------------|--------------|--------------|--------------|--------------|--------------|--------------|--------------|--------------|--------------|
| | Both Sexes | Male | Female | Both Sexes | Male | Female | Both Sexes | Male | Female |
| 40 | 1,823 | 839 | 984 | 943 | 416 | 527 | 880 | 423 | 457 |
| 41 | 667 | 329 | 338 | 346 | 146 | 200 | 321 | 183 | 138 |
| 42 | 1,338 | 622 | 716 | 725 | 313 | 412 | 613 | 309 | 304 |
| 43 | 804 | 370 | 434 | 420 | 189 | 231 | 384 | 181 | 203 |
| 44 | 816 | 381 | 435 | 439 | 198 | 241 | 377 | 183 | 194 |
| 40 - 44 | 5,448 | 2,541 | 2,907 | 2,873 | 1,262 | 1,611 | 2,575 | 1,279 | 1,296 |
| 45 | 1,253 | 568 | 685 | 703 | 302 | 401 | 550 | 266 | 284 |
| 46 | 782 | 358 | 424 | 446 | 189 | 257 | 336 | 169 | 167 |
| 47 | 645 | 302 | 343 | 343 | 154 | 189 | 302 | 148 | 154 |
| 48 | 1,022 | 467 | 555 | 608 | 263 | 345 | 414 | 204 | 210 |
| 49 | 642 | 291 | 351 | 377 | 160 | 217 | 265 | 131 | 134 |
| 45 - 49 | 4,344 | 1,986 | 2,358 | 2,477 | 1,068 | 1,409 | 1,867 | 918 | 949 |
| 50 | 1,304 | 518 | 786 | 778 | 284 | 494 | 526 | 234 | 292 |
| 51 | 542 | 249 | 293 | 332 | 161 | 171 | 210 | 88 | 122 |
| 52 | 787 | 358 | 429 | 482 | 201 | 281 | 305 | 157 | 148 |
| 53 | 499 | 226 | 273 | 291 | 129 | 162 | 208 | 97 | 111 |
| 54 | 541 | 233 | 308 | 342 | 135 | 207 | 199 | 98 | 101 |
| 50 - 54 | 3,673 | 1,584 | 2,089 | 2,225 | 910 | 1,315 | 1,448 | 674 | 774 |
| 55 | 627 | 256 | 371 | 374 | 153 | 221 | 253 | 103 | 150 |
| 56 | 507 | 222 | 285 | 326 | 131 | 195 | 181 | 91 | 90 |
| 57 | 394 | 192 | 202 | 260 | 130 | 130 | 134 | 62 | 72 |
| 58 | 630 | 258 | 372 | 373 | 141 | 232 | 257 | 117 | 140 |
| 59 | 338 | 156 | 182 | 208 | 94 | 114 | 130 | 62 | 68 |
| 55 - 59 | 2,496 | 1,084 | 1,412 | 1,541 | 649 | 892 | 955 | 435 | 520 |
| 60 | 937 | 332 | 605 | 615 | 196 | 419 | 322 | 136 | 186 |
| 61 | 256 | 119 | 137 | 163 | 76 | 87 | 93 | 43 | 50 |
| 62 | 453 | 214 | 239 | 295 | 136 | 159 | 158 | 78 | 80 |
| 63 | 275 | 128 | 147 | 160 | 75 | 85 | 115 | 53 | 62 |
| 64 | 282 | 139 | 143 | 174 | 77 | 97 | 108 | 62 | 46 |
| 60 - 64 | 2,203 | 932 | 1,271 | 1,407 | 560 | 847 | 796 | 372 | 424 |
| 65 | 531 | 201 | 330 | 362 | 134 | 228 | 169 | 67 | 102 |
| 66 | 207 | 101 | 106 | 131 | 67 | 64 | 76 | 34 | 42 |
| 67 | 286 | 122 | 164 | 178 | 77 | 101 | 108 | 45 | 63 |
| 68 | 370 | 144 | 226 | 262 | 104 | 158 | 108 | 40 | 68 |
| 69 | 147 | 58 | 89 | 91 | 36 | 55 | 56 | 22 | 34 |
| 65 - 69 | 1,541 | 626 | 915 | 1,024 | 418 | 606 | 517 | 208 | 309 |
| 70 | 658 | 231 | 427 | 461 | 168 | 293 | 197 | 63 | 134 |
| 71 | 113 | 51 | 62 | 71 | 31 | 40 | 42 | 20 | 22 |
| 72 | 283 | 119 | 164 | 194 | 86 | 108 | 89 | 33 | 56 |
| 73 | 153 | 75 | 78 | 100 | 53 | 47 | 53 | 22 | 31 |
| 74 | 128 | 48 | 80 | 85 | 28 | 57 | 43 | 20 | 23 |
| 70 - 74 | 1,335 | 524 | 811 | 911 | 366 | 545 | 424 | 158 | 266 |
| 75 | 341 | 120 | 221 | 237 | 86 | 151 | 104 | 34 | 70 |
| 76 | 155 | 71 | 84 | 104 | 45 | 59 | 51 | 26 | 25 |
| 77 | 76 | 42 | 34 | 54 | 29 | 25 | 22 | 13 | 9 |
| 78 | 170 | 66 | 104 | 120 | 47 | 73 | 50 | 19 | 31 |
| 79 | 95 | 43 | 52 | 73 | 33 | 40 | 22 | 10 | 12 |
| 75 - 79 | 837 | 342 | 495 | 588 | 240 | 348 | 249 | 102 | 147 |
| 80+ | 1,053 | 378 | 675 | 748 | 276 | 472 | 305 | 102 | 203 |

Table 22.2: Wang'ing'ombe District Council: Total Population by Age in Single Year, Five Year Age Groups and Sex and Rural-Urban

| Age | Total | | | Rural | | | Urban | | |
|----------------|----------------|---------------|---------------|----------------|---------------|---------------|--------------|--------------|--------------|
| | Both Sexes | Male | Female | Both Sexes | Male | Female | Both Sexes | Male | Female |
| Total | 161,816 | 75,427 | 86,389 | 153,138 | 71,560 | 81,578 | 8,678 | 3,867 | 4,811 |
| 0 | 4,231 | 2,117 | 2,114 | 4,000 | 2,000 | 2,000 | 231 | 117 | 114 |
| 1 | 3,985 | 2,015 | 1,970 | 3,772 | 1,909 | 1,863 | 213 | 106 | 107 |
| 2 | 4,489 | 2,228 | 2,261 | 4,278 | 2,123 | 2,155 | 211 | 105 | 106 |
| 3 | 4,327 | 2,160 | 2,167 | 4,118 | 2,046 | 2,072 | 209 | 114 | 95 |
| 4 | 4,777 | 2,389 | 2,388 | 4,552 | 2,272 | 2,280 | 225 | 117 | 108 |
| 0 - 4 | 21,809 | 10,909 | 10,900 | 20,720 | 10,350 | 10,370 | 1,089 | 559 | 530 |
| 5 | 4,911 | 2,478 | 2,433 | 4,685 | 2,365 | 2,320 | 226 | 113 | 113 |
| 6 | 5,077 | 2,589 | 2,488 | 4,821 | 2,464 | 2,357 | 256 | 125 | 131 |
| 7 | 4,980 | 2,519 | 2,461 | 4,758 | 2,409 | 2,349 | 222 | 110 | 112 |
| 8 | 4,572 | 2,215 | 2,357 | 4,379 | 2,126 | 2,253 | 193 | 89 | 104 |
| 9 | 4,594 | 2,193 | 2,401 | 4,392 | 2,095 | 2,297 | 202 | 98 | 104 |
| 5 - 9 | 24,134 | 11,994 | 12,140 | 23,035 | 11,459 | 11,576 | 1,099 | 535 | 564 |
| 10 | 4,919 | 2,501 | 2,418 | 4,693 | 2,392 | 2,301 | 226 | 109 | 117 |
| 11 | 4,030 | 2,020 | 2,010 | 3,840 | 1,933 | 1,907 | 190 | 87 | 103 |
| 12 | 5,868 | 2,955 | 2,913 | 5,603 | 2,824 | 2,779 | 265 | 131 | 134 |
| 13 | 4,290 | 2,137 | 2,153 | 4,089 | 2,032 | 2,057 | 201 | 105 | 96 |
| 14 | 4,165 | 2,112 | 2,053 | 3,973 | 2,017 | 1,956 | 192 | 95 | 97 |
| 10 - 14 | 23,272 | 11,725 | 11,547 | 22,198 | 11,198 | 11,000 | 1,074 | 527 | 547 |
| 15 | 3,714 | 1,896 | 1,818 | 3,524 | 1,799 | 1,725 | 190 | 97 | 93 |
| 16 | 3,115 | 1,634 | 1,481 | 2,933 | 1,546 | 1,387 | 182 | 88 | 94 |
| 17 | 3,175 | 1,678 | 1,497 | 2,988 | 1,593 | 1,395 | 187 | 85 | 102 |
| 18 | 3,361 | 1,743 | 1,618 | 3,179 | 1,651 | 1,528 | 182 | 92 | 90 |
| 19 | 2,420 | 1,182 | 1,238 | 2,239 | 1,124 | 1,115 | 181 | 58 | 123 |
| 15 - 19 | 15,785 | 8,133 | 7,652 | 14,863 | 7,713 | 7,150 | 922 | 420 | 502 |
| 20 | 3,256 | 1,521 | 1,735 | 3,074 | 1,454 | 1,620 | 182 | 67 | 115 |
| 21 | 2,016 | 867 | 1,149 | 1,848 | 815 | 1,033 | 168 | 52 | 116 |
| 22 | 2,766 | 1,208 | 1,558 | 2,558 | 1,141 | 1,417 | 208 | 67 | 141 |
| 23 | 2,009 | 831 | 1,178 | 1,858 | 769 | 1,089 | 151 | 62 | 89 |
| 24 | 2,159 | 928 | 1,231 | 2,026 | 879 | 1,147 | 133 | 49 | 84 |
| 20 - 24 | 12,206 | 5,355 | 6,851 | 11,364 | 5,058 | 6,306 | 842 | 297 | 545 |
| 25 | 2,810 | 1,257 | 1,553 | 2,644 | 1,179 | 1,465 | 166 | 78 | 88 |
| 26 | 2,111 | 857 | 1,254 | 1,957 | 795 | 1,162 | 154 | 62 | 92 |
| 27 | 2,032 | 863 | 1,169 | 1,908 | 813 | 1,095 | 124 | 50 | 74 |
| 28 | 2,754 | 1,209 | 1,545 | 2,588 | 1,147 | 1,441 | 166 | 62 | 104 |
| 29 | 1,771 | 743 | 1,028 | 1,666 | 705 | 961 | 105 | 38 | 67 |
| 25 - 29 | 11,478 | 4,929 | 6,549 | 10,763 | 4,639 | 6,124 | 715 | 290 | 425 |
| 30 | 3,400 | 1,410 | 1,990 | 3,198 | 1,336 | 1,862 | 202 | 74 | 128 |
| 31 | 1,397 | 610 | 787 | 1,306 | 567 | 739 | 91 | 43 | 48 |
| 32 | 2,471 | 1,091 | 1,380 | 2,322 | 1,027 | 1,295 | 149 | 64 | 85 |
| 33 | 1,475 | 670 | 805 | 1,363 | 624 | 739 | 112 | 46 | 66 |
| 34 | 1,425 | 665 | 760 | 1,324 | 620 | 704 | 101 | 45 | 56 |
| 30 - 34 | 10,168 | 4,446 | 5,722 | 9,513 | 4,174 | 5,339 | 655 | 272 | 383 |
| 35 | 2,582 | 1,127 | 1,455 | 2,439 | 1,058 | 1,381 | 143 | 69 | 74 |
| 36 | 1,658 | 704 | 954 | 1,566 | 662 | 904 | 92 | 42 | 50 |
| 37 | 1,544 | 694 | 850 | 1,461 | 659 | 802 | 83 | 35 | 48 |
| 38 | 2,098 | 925 | 1,173 | 1,973 | 871 | 1,102 | 125 | 54 | 71 |
| 39 | 1,256 | 542 | 714 | 1,179 | 510 | 669 | 77 | 32 | 45 |
| 35 - 39 | 9,138 | 3,992 | 5,146 | 8,618 | 3,760 | 4,858 | 520 | 232 | 288 |

Table 22.2: Wang'ing'ombe District Council: Total Population by Age in Single Year, Five Year Age Groups and Sex and Rural-Urban

| Age | Total | | | Rural | | | Urban | | |
|----------------|--------------|--------------|--------------|--------------|--------------|--------------|------------|------------|------------|
| | Both Sexes | Male | Female | Both Sexes | Male | Female | Both Sexes | Male | Female |
| 40 | 2,694 | 1,141 | 1,553 | 2,567 | 1,094 | 1,473 | 127 | 47 | 80 |
| 41 | 859 | 393 | 466 | 810 | 368 | 442 | 49 | 25 | 24 |
| 42 | 1,673 | 745 | 928 | 1,583 | 702 | 881 | 90 | 43 | 47 |
| 43 | 1,032 | 448 | 584 | 970 | 420 | 550 | 62 | 28 | 34 |
| 44 | 1,017 | 477 | 540 | 937 | 436 | 501 | 80 | 41 | 39 |
| 40 - 44 | 7,275 | 3,204 | 4,071 | 6,867 | 3,020 | 3,847 | 408 | 184 | 224 |
| 45 | 1,775 | 736 | 1,039 | 1,658 | 685 | 973 | 117 | 51 | 66 |
| 46 | 961 | 429 | 532 | 909 | 408 | 501 | 52 | 21 | 31 |
| 47 | 866 | 414 | 452 | 809 | 388 | 421 | 57 | 26 | 31 |
| 48 | 1,256 | 549 | 707 | 1,183 | 514 | 669 | 73 | 35 | 38 |
| 49 | 793 | 333 | 460 | 752 | 318 | 434 | 41 | 15 | 26 |
| 45 - 49 | 5,651 | 2,461 | 3,190 | 5,311 | 2,313 | 2,998 | 340 | 148 | 192 |
| 50 | 1,843 | 656 | 1,187 | 1,753 | 630 | 1,123 | 90 | 26 | 64 |
| 51 | 766 | 354 | 412 | 732 | 338 | 394 | 34 | 16 | 18 |
| 52 | 1,116 | 459 | 657 | 1,062 | 437 | 625 | 54 | 22 | 32 |
| 53 | 619 | 286 | 333 | 582 | 271 | 311 | 37 | 15 | 22 |
| 54 | 709 | 305 | 404 | 671 | 290 | 381 | 38 | 15 | 23 |
| 50 - 54 | 5,053 | 2,060 | 2,993 | 4,800 | 1,966 | 2,834 | 253 | 94 | 159 |
| 55 | 1,175 | 423 | 752 | 1,122 | 404 | 718 | 53 | 19 | 34 |
| 56 | 730 | 285 | 445 | 696 | 273 | 423 | 34 | 12 | 22 |
| 57 | 596 | 275 | 321 | 568 | 257 | 311 | 28 | 18 | 10 |
| 58 | 889 | 365 | 524 | 853 | 353 | 500 | 36 | 12 | 24 |
| 59 | 496 | 226 | 270 | 472 | 215 | 257 | 24 | 11 | 13 |
| 55 - 59 | 3,886 | 1,574 | 2,312 | 3,711 | 1,502 | 2,209 | 175 | 72 | 103 |
| 60 | 1,766 | 589 | 1,177 | 1,677 | 560 | 1,117 | 89 | 29 | 60 |
| 61 | 432 | 202 | 230 | 414 | 194 | 220 | 18 | 8 | 10 |
| 62 | 706 | 290 | 416 | 665 | 276 | 389 | 41 | 14 | 27 |
| 63 | 460 | 223 | 237 | 423 | 200 | 223 | 37 | 23 | 14 |
| 64 | 361 | 176 | 185 | 340 | 164 | 176 | 21 | 12 | 9 |
| 60 - 64 | 3,725 | 1,480 | 2,245 | 3,519 | 1,394 | 2,125 | 206 | 86 | 120 |
| 65 | 957 | 334 | 623 | 921 | 315 | 606 | 36 | 19 | 17 |
| 66 | 315 | 144 | 171 | 300 | 139 | 161 | 15 | 5 | 10 |
| 67 | 381 | 178 | 203 | 355 | 171 | 184 | 26 | 7 | 19 |
| 68 | 535 | 186 | 349 | 510 | 176 | 334 | 25 | 10 | 15 |
| 69 | 261 | 107 | 154 | 252 | 103 | 149 | 9 | 4 | 5 |
| 65 - 69 | 2,449 | 949 | 1,500 | 2,338 | 904 | 1,434 | 111 | 45 | 66 |
| 70 | 1,361 | 448 | 913 | 1,298 | 423 | 875 | 63 | 25 | 38 |
| 71 | 213 | 93 | 120 | 206 | 89 | 117 | 7 | 4 | 3 |
| 72 | 434 | 171 | 263 | 413 | 162 | 251 | 21 | 9 | 12 |
| 73 | 234 | 103 | 131 | 221 | 101 | 120 | 13 | 2 | 11 |
| 74 | 183 | 89 | 94 | 166 | 80 | 86 | 17 | 9 | 8 |
| 70 - 74 | 2,425 | 904 | 1,521 | 2,304 | 855 | 1,449 | 121 | 49 | 72 |
| 75 | 508 | 191 | 317 | 490 | 187 | 303 | 18 | 4 | 14 |
| 76 | 238 | 108 | 130 | 220 | 98 | 122 | 18 | 10 | 8 |
| 77 | 115 | 49 | 66 | 108 | 45 | 63 | 7 | 4 | 3 |
| 78 | 312 | 137 | 175 | 300 | 133 | 167 | 12 | 4 | 8 |
| 79 | 172 | 75 | 97 | 162 | 68 | 94 | 10 | 7 | 3 |
| 75 - 79 | 1,345 | 560 | 785 | 1,280 | 531 | 749 | 65 | 29 | 36 |
| 80+ | 2,017 | 752 | 1,265 | 1,934 | 724 | 1,210 | 83 | 28 | 55 |

Table 22.3: Makete District Council: Total Population by Age in Single Year, Five Year Age Groups and Sex and Rural-Urban

| Age | Total | | | Rural | | | Urban | | |
|----------------|---------------|---------------|---------------|---------------|---------------|---------------|--------------|--------------|--------------|
| | Both Sexes | Male | Female | Both Sexes | Male | Female | Both Sexes | Male | Female |
| Total | 97,266 | 45,300 | 51,966 | 88,137 | 41,062 | 47,075 | 9,129 | 4,238 | 4,891 |
| 0 | 2,315 | 1,139 | 1,176 | 2,105 | 1,033 | 1,072 | 210 | 106 | 104 |
| 1 | 2,099 | 1,059 | 1,040 | 1,907 | 954 | 953 | 192 | 105 | 87 |
| 2 | 2,349 | 1,162 | 1,187 | 2,154 | 1,064 | 1,090 | 195 | 98 | 97 |
| 3 | 2,306 | 1,159 | 1,147 | 2,105 | 1,065 | 1,040 | 201 | 94 | 107 |
| 4 | 2,496 | 1,286 | 1,210 | 2,288 | 1,160 | 1,128 | 208 | 126 | 82 |
| 0 - 4 | 11,565 | 5,805 | 5,760 | 10,559 | 5,276 | 5,283 | 1,006 | 529 | 477 |
| 5 | 2,562 | 1,304 | 1,258 | 2,333 | 1,184 | 1,149 | 229 | 120 | 109 |
| 6 | 2,733 | 1,406 | 1,327 | 2,497 | 1,280 | 1,217 | 236 | 126 | 110 |
| 7 | 2,674 | 1,364 | 1,310 | 2,442 | 1,255 | 1,187 | 232 | 109 | 123 |
| 8 | 2,489 | 1,236 | 1,253 | 2,280 | 1,133 | 1,147 | 209 | 103 | 106 |
| 9 | 2,574 | 1,289 | 1,285 | 2,357 | 1,174 | 1,183 | 217 | 115 | 102 |
| 5 - 9 | 13,032 | 6,599 | 6,433 | 11,909 | 6,026 | 5,883 | 1,123 | 573 | 550 |
| 10 | 2,912 | 1,457 | 1,455 | 2,658 | 1,339 | 1,319 | 254 | 118 | 136 |
| 11 | 2,294 | 1,126 | 1,168 | 2,115 | 1,040 | 1,075 | 179 | 86 | 93 |
| 12 | 3,336 | 1,731 | 1,605 | 3,057 | 1,601 | 1,456 | 279 | 130 | 149 |
| 13 | 2,525 | 1,266 | 1,259 | 2,303 | 1,161 | 1,142 | 222 | 105 | 117 |
| 14 | 2,552 | 1,283 | 1,269 | 2,337 | 1,190 | 1,147 | 215 | 93 | 122 |
| 10 - 14 | 13,619 | 6,863 | 6,756 | 12,470 | 6,331 | 6,139 | 1,149 | 532 | 617 |
| 15 | 2,106 | 1,146 | 960 | 1,907 | 1,045 | 862 | 199 | 101 | 98 |
| 16 | 1,857 | 966 | 891 | 1,633 | 851 | 782 | 224 | 115 | 109 |
| 17 | 1,834 | 931 | 903 | 1,619 | 837 | 782 | 215 | 94 | 121 |
| 18 | 2,080 | 1,052 | 1,028 | 1,824 | 941 | 883 | 256 | 111 | 145 |
| 19 | 1,497 | 723 | 774 | 1,317 | 639 | 678 | 180 | 84 | 96 |
| 15 - 19 | 9,374 | 4,818 | 4,556 | 8,300 | 4,313 | 3,987 | 1,074 | 505 | 569 |
| 20 | 2,076 | 946 | 1,130 | 1,821 | 831 | 990 | 255 | 115 | 140 |
| 21 | 1,315 | 594 | 721 | 1,159 | 527 | 632 | 156 | 67 | 89 |
| 22 | 1,846 | 871 | 975 | 1,611 | 760 | 851 | 235 | 111 | 124 |
| 23 | 1,292 | 569 | 723 | 1,103 | 487 | 616 | 189 | 82 | 107 |
| 24 | 1,311 | 572 | 739 | 1,129 | 493 | 636 | 182 | 79 | 103 |
| 20 - 24 | 7,840 | 3,552 | 4,288 | 6,823 | 3,098 | 3,725 | 1,017 | 454 | 563 |
| 25 | 1,696 | 776 | 920 | 1,481 | 684 | 797 | 215 | 92 | 123 |
| 26 | 1,224 | 515 | 709 | 1,041 | 441 | 600 | 183 | 74 | 109 |
| 27 | 1,183 | 576 | 607 | 1,010 | 495 | 515 | 173 | 81 | 92 |
| 28 | 1,632 | 689 | 943 | 1,436 | 605 | 831 | 196 | 84 | 112 |
| 29 | 1,033 | 467 | 566 | 898 | 396 | 502 | 135 | 71 | 64 |
| 25 - 29 | 6,768 | 3,023 | 3,745 | 5,866 | 2,621 | 3,245 | 902 | 402 | 500 |
| 30 | 2,116 | 819 | 1,297 | 1,907 | 722 | 1,185 | 209 | 97 | 112 |
| 31 | 762 | 345 | 417 | 687 | 317 | 370 | 75 | 28 | 47 |
| 32 | 1,431 | 686 | 745 | 1,280 | 606 | 674 | 151 | 80 | 71 |
| 33 | 870 | 403 | 467 | 787 | 373 | 414 | 83 | 30 | 53 |
| 34 | 837 | 393 | 444 | 768 | 362 | 406 | 69 | 31 | 38 |
| 30 - 34 | 6,016 | 2,646 | 3,370 | 5,429 | 2,380 | 3,049 | 587 | 266 | 321 |
| 35 | 1,681 | 753 | 928 | 1,508 | 679 | 829 | 173 | 74 | 99 |
| 36 | 946 | 434 | 512 | 849 | 392 | 457 | 97 | 42 | 55 |
| 37 | 884 | 426 | 458 | 794 | 390 | 404 | 90 | 36 | 54 |
| 38 | 1,307 | 546 | 761 | 1,200 | 501 | 699 | 107 | 45 | 62 |
| 39 | 727 | 329 | 398 | 656 | 303 | 353 | 71 | 26 | 45 |
| 35 - 39 | 5,545 | 2,488 | 3,057 | 5,007 | 2,265 | 2,742 | 538 | 223 | 315 |

Table 22.3: Makete District Council: Total Population by Age in Single Year, Five Year Age Groups and Sex and Rural-Urban

| Age | Total | | | Rural | | | Urban | | |
|----------------|--------------|--------------|--------------|--------------|--------------|--------------|------------|------------|------------|
| | Both Sexes | Male | Female | Both Sexes | Male | Female | Both Sexes | Male | Female |
| 40 | 1,587 | 623 | 964 | 1,440 | 546 | 894 | 147 | 77 | 70 |
| 41 | 516 | 250 | 266 | 470 | 225 | 245 | 46 | 25 | 21 |
| 42 | 1,000 | 444 | 556 | 900 | 398 | 502 | 100 | 46 | 54 |
| 43 | 603 | 270 | 333 | 541 | 239 | 302 | 62 | 31 | 31 |
| 44 | 624 | 289 | 335 | 564 | 266 | 298 | 60 | 23 | 37 |
| 40 - 44 | 4,330 | 1,876 | 2,454 | 3,915 | 1,674 | 2,241 | 415 | 202 | 213 |
| 45 | 1,242 | 524 | 718 | 1,125 | 468 | 657 | 117 | 56 | 61 |
| 46 | 619 | 261 | 358 | 560 | 232 | 328 | 59 | 29 | 30 |
| 47 | 542 | 264 | 278 | 494 | 238 | 256 | 48 | 26 | 22 |
| 48 | 874 | 383 | 491 | 793 | 341 | 452 | 81 | 42 | 39 |
| 49 | 522 | 226 | 296 | 475 | 207 | 268 | 47 | 19 | 28 |
| 45 - 49 | 3,799 | 1,658 | 2,141 | 3,447 | 1,486 | 1,961 | 352 | 172 | 180 |
| 50 | 1,410 | 454 | 956 | 1,304 | 410 | 894 | 106 | 44 | 62 |
| 51 | 432 | 204 | 228 | 397 | 186 | 211 | 35 | 18 | 17 |
| 52 | 694 | 308 | 386 | 625 | 275 | 350 | 69 | 33 | 36 |
| 53 | 397 | 177 | 220 | 358 | 162 | 196 | 39 | 15 | 24 |
| 54 | 475 | 232 | 243 | 438 | 210 | 228 | 37 | 22 | 15 |
| 50 - 54 | 3,408 | 1,375 | 2,033 | 3,122 | 1,243 | 1,879 | 286 | 132 | 154 |
| 55 | 803 | 277 | 526 | 746 | 253 | 493 | 57 | 24 | 33 |
| 56 | 452 | 204 | 248 | 429 | 193 | 236 | 23 | 11 | 12 |
| 57 | 355 | 160 | 195 | 329 | 145 | 184 | 26 | 15 | 11 |
| 58 | 614 | 257 | 357 | 572 | 239 | 333 | 42 | 18 | 24 |
| 59 | 280 | 133 | 147 | 257 | 121 | 136 | 23 | 12 | 11 |
| 55 - 59 | 2,504 | 1,031 | 1,473 | 2,333 | 951 | 1,382 | 171 | 80 | 91 |
| 60 | 1,304 | 408 | 896 | 1,236 | 389 | 847 | 68 | 19 | 49 |
| 61 | 244 | 90 | 154 | 231 | 83 | 148 | 13 | 7 | 6 |
| 62 | 468 | 201 | 267 | 442 | 189 | 253 | 26 | 12 | 14 |
| 63 | 285 | 122 | 163 | 268 | 117 | 151 | 17 | 5 | 12 |
| 64 | 226 | 106 | 120 | 218 | 102 | 116 | 8 | 4 | 4 |
| 60 - 64 | 2,527 | 927 | 1,600 | 2,395 | 880 | 1,515 | 132 | 47 | 85 |
| 65 | 845 | 258 | 587 | 802 | 247 | 555 | 43 | 11 | 32 |
| 66 | 220 | 89 | 131 | 202 | 80 | 122 | 18 | 9 | 9 |
| 67 | 325 | 146 | 179 | 310 | 141 | 169 | 15 | 5 | 10 |
| 68 | 504 | 177 | 327 | 481 | 169 | 312 | 23 | 8 | 15 |
| 69 | 211 | 81 | 130 | 202 | 76 | 126 | 9 | 5 | 4 |
| 65 - 69 | 2,105 | 751 | 1,354 | 1,997 | 713 | 1,284 | 108 | 38 | 70 |
| 70 | 1,177 | 424 | 753 | 1,116 | 400 | 716 | 61 | 24 | 37 |
| 71 | 143 | 60 | 83 | 139 | 58 | 81 | 4 | 2 | 2 |
| 72 | 354 | 150 | 204 | 336 | 145 | 191 | 18 | 5 | 13 |
| 73 | 160 | 69 | 91 | 150 | 68 | 82 | 10 | 1 | 9 |
| 74 | 117 | 51 | 66 | 110 | 48 | 62 | 7 | 3 | 4 |
| 70 - 74 | 1,951 | 754 | 1,197 | 1,851 | 719 | 1,132 | 100 | 35 | 65 |
| 75 | 525 | 203 | 322 | 488 | 193 | 295 | 37 | 10 | 27 |
| 76 | 198 | 95 | 103 | 183 | 86 | 97 | 15 | 9 | 6 |
| 77 | 100 | 61 | 39 | 94 | 57 | 37 | 6 | 4 | 2 |
| 78 | 297 | 138 | 159 | 285 | 132 | 153 | 12 | 6 | 6 |
| 79 | 130 | 59 | 71 | 127 | 59 | 68 | 3 | 0 | 3 |
| 75 - 79 | 1,250 | 556 | 694 | 1,177 | 527 | 650 | 73 | 29 | 44 |
| 80+ | 1,633 | 578 | 1,055 | 1,537 | 559 | 978 | 96 | 19 | 77 |

Table 22.4: Njombe District Council: Total Population by Age in Single Year, Five Year Age Groups and Sex and Rural-Urban

| Age | Total | | | Rural | | | Urban | | |
|----------------|---------------|---------------|---------------|---------------|---------------|---------------|---------------|--------------|--------------|
| | Both Sexes | Male | Female | Both Sexes | Male | Female | Both Sexes | Male | Female |
| Total | 85,747 | 40,047 | 45,700 | 75,184 | 35,140 | 40,044 | 10,563 | 4,907 | 5,656 |
| 0 | 2,384 | 1,167 | 1,217 | 2,107 | 1,035 | 1,072 | 277 | 132 | 145 |
| 1 | 2,365 | 1,140 | 1,225 | 2,093 | 999 | 1,094 | 272 | 141 | 131 |
| 2 | 2,498 | 1,216 | 1,282 | 2,254 | 1,097 | 1,157 | 244 | 119 | 125 |
| 3 | 2,356 | 1,163 | 1,193 | 2,122 | 1,046 | 1,076 | 234 | 117 | 117 |
| 4 | 2,744 | 1,379 | 1,365 | 2,448 | 1,215 | 1,233 | 296 | 164 | 132 |
| 0 - 4 | 12,347 | 6,065 | 6,282 | 11,024 | 5,392 | 5,632 | 1,323 | 673 | 650 |
| 5 | 2,690 | 1,353 | 1,337 | 2,421 | 1,202 | 1,219 | 269 | 151 | 118 |
| 6 | 2,738 | 1,347 | 1,391 | 2,450 | 1,205 | 1,245 | 288 | 142 | 146 |
| 7 | 2,681 | 1,319 | 1,362 | 2,392 | 1,187 | 1,205 | 289 | 132 | 157 |
| 8 | 2,604 | 1,188 | 1,416 | 2,342 | 1,068 | 1,274 | 262 | 120 | 142 |
| 9 | 2,493 | 1,229 | 1,264 | 2,206 | 1,094 | 1,112 | 287 | 135 | 152 |
| 5 - 9 | 13,206 | 6,436 | 6,770 | 11,811 | 5,756 | 6,055 | 1,395 | 680 | 715 |
| 10 | 2,567 | 1,293 | 1,274 | 2,267 | 1,147 | 1,120 | 300 | 146 | 154 |
| 11 | 2,298 | 1,103 | 1,195 | 2,032 | 974 | 1,058 | 266 | 129 | 137 |
| 12 | 2,911 | 1,492 | 1,419 | 2,568 | 1,324 | 1,244 | 343 | 168 | 175 |
| 13 | 2,177 | 1,074 | 1,103 | 1,877 | 922 | 955 | 300 | 152 | 148 |
| 14 | 2,153 | 1,096 | 1,057 | 1,887 | 974 | 913 | 266 | 122 | 144 |
| 10 - 14 | 12,106 | 6,058 | 6,048 | 10,631 | 5,341 | 5,290 | 1,475 | 717 | 758 |
| 15 | 1,889 | 1,005 | 884 | 1,660 | 885 | 775 | 229 | 120 | 109 |
| 16 | 1,637 | 832 | 805 | 1,365 | 703 | 662 | 272 | 129 | 143 |
| 17 | 1,563 | 823 | 740 | 1,301 | 697 | 604 | 262 | 126 | 136 |
| 18 | 1,887 | 1,005 | 882 | 1,583 | 852 | 731 | 304 | 153 | 151 |
| 19 | 1,304 | 610 | 694 | 1,071 | 515 | 556 | 233 | 95 | 138 |
| 15 - 19 | 8,280 | 4,275 | 4,005 | 6,980 | 3,652 | 3,328 | 1,300 | 623 | 677 |
| 20 | 1,859 | 879 | 980 | 1,544 | 727 | 817 | 315 | 152 | 163 |
| 21 | 1,140 | 491 | 649 | 958 | 413 | 545 | 182 | 78 | 104 |
| 22 | 1,487 | 652 | 835 | 1,263 | 539 | 724 | 224 | 113 | 111 |
| 23 | 1,122 | 486 | 636 | 959 | 418 | 541 | 163 | 68 | 95 |
| 24 | 1,236 | 555 | 681 | 1,067 | 486 | 581 | 169 | 69 | 100 |
| 20 - 24 | 6,844 | 3,063 | 3,781 | 5,791 | 2,583 | 3,208 | 1,053 | 480 | 573 |
| 25 | 1,603 | 700 | 903 | 1,374 | 608 | 766 | 229 | 92 | 137 |
| 26 | 1,140 | 495 | 645 | 981 | 427 | 554 | 159 | 68 | 91 |
| 27 | 1,142 | 497 | 645 | 979 | 430 | 549 | 163 | 67 | 96 |
| 28 | 1,539 | 651 | 888 | 1,343 | 553 | 790 | 196 | 98 | 98 |
| 29 | 949 | 420 | 529 | 828 | 365 | 463 | 121 | 55 | 66 |
| 25 - 29 | 6,373 | 2,763 | 3,610 | 5,505 | 2,383 | 3,122 | 868 | 380 | 488 |
| 30 | 1,929 | 805 | 1,124 | 1,704 | 696 | 1,008 | 225 | 109 | 116 |
| 31 | 676 | 280 | 396 | 570 | 231 | 339 | 106 | 49 | 57 |
| 32 | 1,211 | 507 | 704 | 1,056 | 442 | 614 | 155 | 65 | 90 |
| 33 | 763 | 340 | 423 | 656 | 288 | 368 | 107 | 52 | 55 |
| 34 | 697 | 297 | 400 | 606 | 259 | 347 | 91 | 38 | 53 |
| 30 - 34 | 5,276 | 2,229 | 3,047 | 4,592 | 1,916 | 2,676 | 684 | 313 | 371 |
| 35 | 1,397 | 642 | 755 | 1,247 | 575 | 672 | 150 | 67 | 83 |
| 36 | 817 | 364 | 453 | 723 | 322 | 401 | 94 | 42 | 52 |
| 37 | 765 | 357 | 408 | 666 | 310 | 356 | 99 | 47 | 52 |
| 38 | 1,119 | 503 | 616 | 981 | 437 | 544 | 138 | 66 | 72 |
| 39 | 641 | 299 | 342 | 553 | 257 | 296 | 88 | 42 | 46 |
| 35 - 39 | 4,739 | 2,165 | 2,574 | 4,170 | 1,901 | 2,269 | 569 | 264 | 305 |

Table 22.4: Njombe District Council: Total Population by Age in Single Year, Five Year Age Groups and Sex and Rural-Urban

| Age | Total | | | Rural | | | Urban | | |
|----------------|--------------|--------------|--------------|--------------|--------------|--------------|------------|------------|------------|
| | Both Sexes | Male | Female | Both Sexes | Male | Female | Both Sexes | Male | Female |
| 40 | 1,396 | 602 | 794 | 1,257 | 542 | 715 | 139 | 60 | 79 |
| 41 | 471 | 211 | 260 | 417 | 188 | 229 | 54 | 23 | 31 |
| 42 | 806 | 386 | 420 | 722 | 354 | 368 | 84 | 32 | 52 |
| 43 | 462 | 216 | 246 | 409 | 194 | 215 | 53 | 22 | 31 |
| 44 | 450 | 209 | 241 | 383 | 177 | 206 | 67 | 32 | 35 |
| 40 - 44 | 3,585 | 1,624 | 1,961 | 3,188 | 1,455 | 1,733 | 397 | 169 | 228 |
| 45 | 1,006 | 429 | 577 | 888 | 377 | 511 | 118 | 52 | 66 |
| 46 | 454 | 204 | 250 | 403 | 182 | 221 | 51 | 22 | 29 |
| 47 | 406 | 188 | 218 | 355 | 163 | 192 | 51 | 25 | 26 |
| 48 | 617 | 266 | 351 | 526 | 228 | 298 | 91 | 38 | 53 |
| 49 | 381 | 161 | 220 | 329 | 139 | 190 | 52 | 22 | 30 |
| 45 - 49 | 2,864 | 1,248 | 1,616 | 2,501 | 1,089 | 1,412 | 363 | 159 | 204 |
| 50 | 1,023 | 370 | 653 | 917 | 325 | 592 | 106 | 45 | 61 |
| 51 | 390 | 172 | 218 | 342 | 159 | 183 | 48 | 13 | 35 |
| 52 | 501 | 213 | 288 | 445 | 188 | 257 | 56 | 25 | 31 |
| 53 | 274 | 135 | 139 | 233 | 113 | 120 | 41 | 22 | 19 |
| 54 | 323 | 141 | 182 | 268 | 116 | 152 | 55 | 25 | 30 |
| 50 - 54 | 2,511 | 1,031 | 1,480 | 2,205 | 901 | 1,304 | 306 | 130 | 176 |
| 55 | 573 | 222 | 351 | 520 | 199 | 321 | 53 | 23 | 30 |
| 56 | 315 | 148 | 167 | 284 | 134 | 150 | 31 | 14 | 17 |
| 57 | 278 | 135 | 143 | 241 | 116 | 125 | 37 | 19 | 18 |
| 58 | 395 | 176 | 219 | 354 | 154 | 200 | 41 | 22 | 19 |
| 59 | 223 | 85 | 138 | 185 | 74 | 111 | 38 | 11 | 27 |
| 55 - 59 | 1,784 | 766 | 1,018 | 1,584 | 677 | 907 | 200 | 89 | 111 |
| 60 | 820 | 280 | 540 | 741 | 259 | 482 | 79 | 21 | 58 |
| 61 | 168 | 69 | 99 | 146 | 61 | 85 | 22 | 8 | 14 |
| 62 | 315 | 139 | 176 | 279 | 125 | 154 | 36 | 14 | 22 |
| 63 | 185 | 82 | 103 | 161 | 75 | 86 | 24 | 7 | 17 |
| 64 | 189 | 107 | 82 | 163 | 98 | 65 | 26 | 9 | 17 |
| 60 - 64 | 1,677 | 677 | 1,000 | 1,490 | 618 | 872 | 187 | 59 | 128 |
| 65 | 547 | 203 | 344 | 509 | 192 | 317 | 38 | 11 | 27 |
| 66 | 123 | 59 | 64 | 105 | 48 | 57 | 18 | 11 | 7 |
| 67 | 199 | 86 | 113 | 174 | 78 | 96 | 25 | 8 | 17 |
| 68 | 279 | 113 | 166 | 252 | 109 | 143 | 27 | 4 | 23 |
| 69 | 102 | 45 | 57 | 87 | 39 | 48 | 15 | 6 | 9 |
| 65 - 69 | 1,250 | 506 | 744 | 1,127 | 466 | 661 | 123 | 40 | 83 |
| 70 | 679 | 240 | 439 | 618 | 218 | 400 | 61 | 22 | 39 |
| 71 | 68 | 33 | 35 | 60 | 31 | 29 | 8 | 2 | 6 |
| 72 | 212 | 93 | 119 | 182 | 78 | 104 | 30 | 15 | 15 |
| 73 | 97 | 56 | 41 | 82 | 46 | 36 | 15 | 10 | 5 |
| 74 | 73 | 35 | 38 | 65 | 33 | 32 | 8 | 2 | 6 |
| 70 - 74 | 1,129 | 457 | 672 | 1,007 | 406 | 601 | 122 | 51 | 71 |
| 75 | 269 | 111 | 158 | 247 | 103 | 144 | 22 | 8 | 14 |
| 76 | 96 | 45 | 51 | 76 | 33 | 43 | 20 | 12 | 8 |
| 77 | 59 | 32 | 27 | 48 | 23 | 25 | 11 | 9 | 2 |
| 78 | 156 | 66 | 90 | 138 | 60 | 78 | 18 | 6 | 12 |
| 79 | 83 | 42 | 41 | 72 | 36 | 36 | 11 | 6 | 5 |
| 75 - 79 | 663 | 296 | 367 | 581 | 255 | 326 | 82 | 41 | 41 |
| 80+ | 1,113 | 388 | 725 | 997 | 349 | 648 | 116 | 39 | 77 |

Table 22.5: Ludewa District Council: Total Population by Age in Single Year, Five Year Age Groups and Sex and Rural-Urban

| Age | Total | | | Rural | | | Urban | | |
|----------------|----------------|---------------|---------------|----------------|---------------|---------------|---------------|--------------|--------------|
| | Both Sexes | Male | Female | Both Sexes | Male | Female | Both Sexes | Male | Female |
| Total | 133,218 | 63,442 | 69,776 | 117,090 | 55,873 | 61,217 | 16,128 | 7,569 | 8,559 |
| 0 | 3,850 | 1,901 | 1,949 | 3,380 | 1,666 | 1,714 | 470 | 235 | 235 |
| 1 | 3,463 | 1,755 | 1,708 | 3,108 | 1,575 | 1,533 | 355 | 180 | 175 |
| 2 | 3,676 | 1,794 | 1,882 | 3,275 | 1,588 | 1,687 | 401 | 206 | 195 |
| 3 | 3,469 | 1,718 | 1,751 | 3,089 | 1,528 | 1,561 | 380 | 190 | 190 |
| 4 | 4,090 | 1,989 | 2,101 | 3,688 | 1,788 | 1,900 | 402 | 201 | 201 |
| 0 - 4 | 18,548 | 9,157 | 9,391 | 16,540 | 8,145 | 8,395 | 2,008 | 1,012 | 996 |
| 5 | 3,959 | 2,007 | 1,952 | 3,577 | 1,823 | 1,754 | 382 | 184 | 198 |
| 6 | 4,262 | 2,159 | 2,103 | 3,820 | 1,925 | 1,895 | 442 | 234 | 208 |
| 7 | 4,402 | 2,186 | 2,216 | 3,969 | 1,978 | 1,991 | 433 | 208 | 225 |
| 8 | 3,969 | 1,954 | 2,015 | 3,531 | 1,745 | 1,786 | 438 | 209 | 229 |
| 9 | 3,853 | 1,944 | 1,909 | 3,476 | 1,759 | 1,717 | 377 | 185 | 192 |
| 5 - 9 | 20,445 | 10,250 | 10,195 | 18,373 | 9,230 | 9,143 | 2,072 | 1,020 | 1,052 |
| 10 | 4,128 | 2,077 | 2,051 | 3,733 | 1,884 | 1,849 | 395 | 193 | 202 |
| 11 | 3,405 | 1,690 | 1,715 | 3,044 | 1,513 | 1,531 | 361 | 177 | 184 |
| 12 | 5,095 | 2,622 | 2,473 | 4,554 | 2,337 | 2,217 | 541 | 285 | 256 |
| 13 | 3,644 | 1,839 | 1,805 | 3,240 | 1,636 | 1,604 | 404 | 203 | 201 |
| 14 | 3,367 | 1,729 | 1,638 | 2,969 | 1,525 | 1,444 | 398 | 204 | 194 |
| 10 - 14 | 19,639 | 9,957 | 9,682 | 17,540 | 8,895 | 8,645 | 2,099 | 1,062 | 1,037 |
| 15 | 2,942 | 1,533 | 1,409 | 2,498 | 1,326 | 1,172 | 444 | 207 | 237 |
| 16 | 2,669 | 1,386 | 1,283 | 2,261 | 1,203 | 1,058 | 408 | 183 | 225 |
| 17 | 2,638 | 1,386 | 1,252 | 2,228 | 1,174 | 1,054 | 410 | 212 | 198 |
| 18 | 2,951 | 1,519 | 1,432 | 2,471 | 1,291 | 1,180 | 480 | 228 | 252 |
| 19 | 2,181 | 1,070 | 1,111 | 1,850 | 924 | 926 | 331 | 146 | 185 |
| 15 - 19 | 13,381 | 6,894 | 6,487 | 11,308 | 5,918 | 5,390 | 2,073 | 976 | 1,097 |
| 20 | 2,617 | 1,184 | 1,433 | 2,220 | 998 | 1,222 | 397 | 186 | 211 |
| 21 | 1,769 | 842 | 927 | 1,488 | 732 | 756 | 281 | 110 | 171 |
| 22 | 2,335 | 1,051 | 1,284 | 1,971 | 897 | 1,074 | 364 | 154 | 210 |
| 23 | 1,708 | 728 | 980 | 1,438 | 623 | 815 | 270 | 105 | 165 |
| 24 | 1,810 | 821 | 989 | 1,504 | 688 | 816 | 306 | 133 | 173 |
| 20 - 24 | 10,239 | 4,626 | 5,613 | 8,621 | 3,938 | 4,683 | 1,618 | 688 | 930 |
| 25 | 2,059 | 984 | 1,075 | 1,748 | 849 | 899 | 311 | 135 | 176 |
| 26 | 1,612 | 709 | 903 | 1,371 | 597 | 774 | 241 | 112 | 129 |
| 27 | 1,550 | 679 | 871 | 1,319 | 576 | 743 | 231 | 103 | 128 |
| 28 | 2,125 | 927 | 1,198 | 1,822 | 790 | 1,032 | 303 | 137 | 166 |
| 29 | 1,486 | 607 | 879 | 1,270 | 506 | 764 | 216 | 101 | 115 |
| 25 - 29 | 8,832 | 3,906 | 4,926 | 7,530 | 3,318 | 4,212 | 1,302 | 588 | 714 |
| 30 | 2,443 | 1,078 | 1,365 | 2,096 | 919 | 1,177 | 347 | 159 | 188 |
| 31 | 1,146 | 492 | 654 | 1,009 | 426 | 583 | 137 | 66 | 71 |
| 32 | 1,932 | 897 | 1,035 | 1,711 | 775 | 936 | 221 | 122 | 99 |
| 33 | 1,233 | 584 | 649 | 1,066 | 501 | 565 | 167 | 83 | 84 |
| 34 | 1,201 | 578 | 623 | 1,024 | 498 | 526 | 177 | 80 | 97 |
| 30 - 34 | 7,955 | 3,629 | 4,326 | 6,906 | 3,119 | 3,787 | 1,049 | 510 | 539 |
| 35 | 1,912 | 863 | 1,049 | 1,658 | 749 | 909 | 254 | 114 | 140 |
| 36 | 1,293 | 550 | 743 | 1,128 | 486 | 642 | 165 | 64 | 101 |
| 37 | 1,255 | 578 | 677 | 1,080 | 497 | 583 | 175 | 81 | 94 |
| 38 | 1,688 | 743 | 945 | 1,491 | 654 | 837 | 197 | 89 | 108 |
| 39 | 1,131 | 475 | 656 | 974 | 407 | 567 | 157 | 68 | 89 |
| 35 - 39 | 7,279 | 3,209 | 4,070 | 6,331 | 2,793 | 3,538 | 948 | 416 | 532 |

Table 22.5: Ludewa District Council: Total Population by Age in Single Year, Five Year Age Groups and Sex and Rural-Urban

| Age | Total | | | Rural | | | Urban | | |
|----------------|--------------|--------------|--------------|--------------|--------------|--------------|------------|------------|------------|
| | Both Sexes | Male | Female | Both Sexes | Male | Female | Both Sexes | Male | Female |
| 40 | 1,894 | 820 | 1,074 | 1,676 | 718 | 958 | 218 | 102 | 116 |
| 41 | 720 | 319 | 401 | 643 | 286 | 357 | 77 | 33 | 44 |
| 42 | 1,389 | 655 | 734 | 1,250 | 596 | 654 | 139 | 59 | 80 |
| 43 | 803 | 360 | 443 | 707 | 317 | 390 | 96 | 43 | 53 |
| 44 | 878 | 409 | 469 | 788 | 371 | 417 | 90 | 38 | 52 |
| 40 - 44 | 5,684 | 2,563 | 3,121 | 5,064 | 2,288 | 2,776 | 620 | 275 | 345 |
| 45 | 1,373 | 605 | 768 | 1,219 | 541 | 678 | 154 | 64 | 90 |
| 46 | 851 | 403 | 448 | 747 | 353 | 394 | 104 | 50 | 54 |
| 47 | 736 | 311 | 425 | 636 | 275 | 361 | 100 | 36 | 64 |
| 48 | 1,156 | 522 | 634 | 1,006 | 449 | 557 | 150 | 73 | 77 |
| 49 | 737 | 316 | 421 | 638 | 279 | 359 | 99 | 37 | 62 |
| 45 - 49 | 4,853 | 2,157 | 2,696 | 4,246 | 1,897 | 2,349 | 607 | 260 | 347 |
| 50 | 1,557 | 637 | 920 | 1,379 | 565 | 814 | 178 | 72 | 106 |
| 51 | 595 | 273 | 322 | 534 | 247 | 287 | 61 | 26 | 35 |
| 52 | 943 | 442 | 501 | 832 | 385 | 447 | 111 | 57 | 54 |
| 53 | 603 | 254 | 349 | 525 | 226 | 299 | 78 | 28 | 50 |
| 54 | 667 | 306 | 361 | 587 | 265 | 322 | 80 | 41 | 39 |
| 50 - 54 | 4,365 | 1,912 | 2,453 | 3,857 | 1,688 | 2,169 | 508 | 224 | 284 |
| 55 | 814 | 328 | 486 | 717 | 286 | 431 | 97 | 42 | 55 |
| 56 | 679 | 276 | 403 | 608 | 243 | 365 | 71 | 33 | 38 |
| 57 | 534 | 251 | 283 | 485 | 230 | 255 | 49 | 21 | 28 |
| 58 | 801 | 320 | 481 | 730 | 289 | 441 | 71 | 31 | 40 |
| 59 | 407 | 194 | 213 | 357 | 169 | 188 | 50 | 25 | 25 |
| 55 - 59 | 3,235 | 1,369 | 1,866 | 2,897 | 1,217 | 1,680 | 338 | 152 | 186 |
| 60 | 1,238 | 476 | 762 | 1,088 | 415 | 673 | 150 | 61 | 89 |
| 61 | 350 | 163 | 187 | 314 | 146 | 168 | 36 | 17 | 19 |
| 62 | 531 | 237 | 294 | 480 | 220 | 260 | 51 | 17 | 34 |
| 63 | 352 | 180 | 172 | 324 | 166 | 158 | 28 | 14 | 14 |
| 64 | 375 | 177 | 198 | 336 | 159 | 177 | 39 | 18 | 21 |
| 60 - 64 | 2,846 | 1,233 | 1,613 | 2,542 | 1,106 | 1,436 | 304 | 127 | 177 |
| 65 | 726 | 300 | 426 | 656 | 275 | 381 | 70 | 25 | 45 |
| 66 | 279 | 133 | 146 | 252 | 122 | 130 | 27 | 11 | 16 |
| 67 | 353 | 164 | 189 | 315 | 146 | 169 | 38 | 18 | 20 |
| 68 | 422 | 176 | 246 | 385 | 161 | 224 | 37 | 15 | 22 |
| 69 | 217 | 102 | 115 | 201 | 96 | 105 | 16 | 6 | 10 |
| 65 - 69 | 1,997 | 875 | 1,122 | 1,809 | 800 | 1,009 | 188 | 75 | 113 |
| 70 | 823 | 317 | 506 | 743 | 284 | 459 | 80 | 33 | 47 |
| 71 | 171 | 84 | 87 | 153 | 72 | 81 | 18 | 12 | 6 |
| 72 | 302 | 134 | 168 | 272 | 120 | 152 | 30 | 14 | 16 |
| 73 | 185 | 101 | 84 | 161 | 85 | 76 | 24 | 16 | 8 |
| 74 | 169 | 90 | 79 | 146 | 77 | 69 | 23 | 13 | 10 |
| 70 - 74 | 1,650 | 726 | 924 | 1,475 | 638 | 837 | 175 | 88 | 87 |
| 75 | 413 | 175 | 238 | 379 | 164 | 215 | 34 | 11 | 23 |
| 76 | 177 | 82 | 95 | 157 | 71 | 86 | 20 | 11 | 9 |
| 77 | 110 | 53 | 57 | 100 | 48 | 52 | 10 | 5 | 5 |
| 78 | 215 | 99 | 116 | 195 | 88 | 107 | 20 | 11 | 9 |
| 79 | 135 | 70 | 65 | 122 | 60 | 62 | 13 | 10 | 3 |
| 75 - 79 | 1,050 | 479 | 571 | 953 | 431 | 522 | 97 | 48 | 49 |
| 80+ | 1,220 | 500 | 720 | 1,098 | 452 | 646 | 122 | 48 | 74 |

Table 22.6: Makambako Town Council: Total Population by Age in Single Year, Five Year Age Groups and Sex and Rural-Urban

| Age | Total | | | Rural | | | Urban | | |
|----------------|---------------|---------------|---------------|---------------|---------------|---------------|---------------|---------------|---------------|
| | Both Sexes | Male | Female | Both Sexes | Male | Female | Both Sexes | Male | Female |
| Total | 93,827 | 44,031 | 49,796 | 36,539 | 17,281 | 19,258 | 57,288 | 26,750 | 30,538 |
| 0 | 2,702 | 1,285 | 1,417 | 1,044 | 526 | 518 | 1,658 | 759 | 899 |
| 1 | 2,427 | 1,252 | 1,175 | 988 | 517 | 471 | 1,439 | 735 | 704 |
| 2 | 2,662 | 1,320 | 1,342 | 1,088 | 541 | 547 | 1,574 | 779 | 795 |
| 3 | 2,590 | 1,291 | 1,299 | 1,085 | 549 | 536 | 1,505 | 742 | 763 |
| 4 | 2,676 | 1,341 | 1,335 | 1,150 | 589 | 561 | 1,526 | 752 | 774 |
| 0 - 4 | 13,057 | 6,489 | 6,568 | 5,355 | 2,722 | 2,633 | 7,702 | 3,767 | 3,935 |
| 5 | 2,840 | 1,417 | 1,423 | 1,223 | 603 | 620 | 1,617 | 814 | 803 |
| 6 | 2,797 | 1,401 | 1,396 | 1,189 | 592 | 597 | 1,608 | 809 | 799 |
| 7 | 2,749 | 1,332 | 1,417 | 1,102 | 529 | 573 | 1,647 | 803 | 844 |
| 8 | 2,544 | 1,218 | 1,326 | 1,133 | 551 | 582 | 1,411 | 667 | 744 |
| 9 | 2,513 | 1,235 | 1,278 | 1,097 | 546 | 551 | 1,416 | 689 | 727 |
| 5 - 9 | 13,443 | 6,603 | 6,840 | 5,744 | 2,821 | 2,923 | 7,699 | 3,782 | 3,917 |
| 10 | 2,754 | 1,376 | 1,378 | 1,191 | 609 | 582 | 1,563 | 767 | 796 |
| 11 | 2,253 | 1,099 | 1,154 | 955 | 483 | 472 | 1,298 | 616 | 682 |
| 12 | 3,078 | 1,502 | 1,576 | 1,388 | 688 | 700 | 1,690 | 814 | 876 |
| 13 | 2,283 | 1,124 | 1,159 | 962 | 478 | 484 | 1,321 | 646 | 675 |
| 14 | 2,344 | 1,112 | 1,232 | 984 | 500 | 484 | 1,360 | 612 | 748 |
| 10 - 14 | 12,712 | 6,213 | 6,499 | 5,480 | 2,758 | 2,722 | 7,232 | 3,455 | 3,777 |
| 15 | 2,278 | 1,046 | 1,232 | 908 | 446 | 462 | 1,370 | 600 | 770 |
| 16 | 2,211 | 1,047 | 1,164 | 771 | 408 | 363 | 1,440 | 639 | 801 |
| 17 | 2,169 | 1,010 | 1,159 | 713 | 358 | 355 | 1,456 | 652 | 804 |
| 18 | 2,371 | 1,142 | 1,229 | 810 | 435 | 375 | 1,561 | 707 | 854 |
| 19 | 1,788 | 802 | 986 | 548 | 293 | 255 | 1,240 | 509 | 731 |
| 15 - 19 | 10,817 | 5,047 | 5,770 | 3,750 | 1,940 | 1,810 | 7,067 | 3,107 | 3,960 |
| 20 | 2,357 | 1,009 | 1,348 | 663 | 327 | 336 | 1,694 | 682 | 1,012 |
| 21 | 1,526 | 636 | 890 | 462 | 214 | 248 | 1,064 | 422 | 642 |
| 22 | 2,122 | 928 | 1,194 | 598 | 291 | 307 | 1,524 | 637 | 887 |
| 23 | 1,516 | 616 | 900 | 441 | 188 | 253 | 1,075 | 428 | 647 |
| 24 | 1,665 | 689 | 976 | 459 | 219 | 240 | 1,206 | 470 | 736 |
| 20 - 24 | 9,186 | 3,878 | 5,308 | 2,623 | 1,239 | 1,384 | 6,563 | 2,639 | 3,924 |
| 25 | 2,076 | 882 | 1,194 | 605 | 239 | 366 | 1,471 | 643 | 828 |
| 26 | 1,610 | 690 | 920 | 471 | 207 | 264 | 1,139 | 483 | 656 |
| 27 | 1,499 | 682 | 817 | 423 | 195 | 228 | 1,076 | 487 | 589 |
| 28 | 2,061 | 888 | 1,173 | 577 | 257 | 320 | 1,484 | 631 | 853 |
| 29 | 1,373 | 603 | 770 | 394 | 165 | 229 | 979 | 438 | 541 |
| 25 - 29 | 8,619 | 3,745 | 4,874 | 2,470 | 1,063 | 1,407 | 6,149 | 2,682 | 3,467 |
| 30 | 2,319 | 1,045 | 1,274 | 713 | 295 | 418 | 1,606 | 750 | 856 |
| 31 | 948 | 443 | 505 | 279 | 125 | 154 | 669 | 318 | 351 |
| 32 | 1,728 | 819 | 909 | 547 | 255 | 292 | 1,181 | 564 | 617 |
| 33 | 1,088 | 531 | 557 | 345 | 169 | 176 | 743 | 362 | 381 |
| 34 | 941 | 475 | 466 | 275 | 137 | 138 | 666 | 338 | 328 |
| 30 - 34 | 7,024 | 3,313 | 3,711 | 2,159 | 981 | 1,178 | 4,865 | 2,332 | 2,533 |
| 35 | 1,644 | 807 | 837 | 577 | 255 | 322 | 1,067 | 552 | 515 |
| 36 | 941 | 457 | 484 | 297 | 136 | 161 | 644 | 321 | 323 |
| 37 | 982 | 485 | 497 | 346 | 155 | 191 | 636 | 330 | 306 |
| 38 | 1,224 | 606 | 618 | 464 | 197 | 267 | 760 | 409 | 351 |
| 39 | 780 | 368 | 412 | 287 | 118 | 169 | 493 | 250 | 243 |
| 35 - 39 | 5,571 | 2,723 | 2,848 | 1,971 | 861 | 1,110 | 3,600 | 1,862 | 1,738 |

Table 22.6: Makambako Town Council: Total Population by Age in Single Year, Five Year Age Groups and Sex and Rural-Urban

| Age | Total | | | Rural | | | Urban | | |
|----------------|--------------|--------------|--------------|--------------|------------|------------|--------------|--------------|------------|
| | Both Sexes | Male | Female | Both Sexes | Male | Female | Both Sexes | Male | Female |
| 40 | 1,365 | 630 | 735 | 571 | 223 | 348 | 794 | 407 | 387 |
| 41 | 417 | 206 | 211 | 165 | 77 | 88 | 252 | 129 | 123 |
| 42 | 866 | 434 | 432 | 375 | 159 | 216 | 491 | 275 | 216 |
| 43 | 506 | 258 | 248 | 208 | 103 | 105 | 298 | 155 | 143 |
| 44 | 502 | 254 | 248 | 214 | 96 | 118 | 288 | 158 | 130 |
| 40 - 44 | 3,656 | 1,782 | 1,874 | 1,533 | 658 | 875 | 2,123 | 1,124 | 999 |
| 45 | 836 | 396 | 440 | 390 | 178 | 212 | 446 | 218 | 228 |
| 46 | 454 | 235 | 219 | 209 | 111 | 98 | 245 | 124 | 121 |
| 47 | 399 | 194 | 205 | 197 | 85 | 112 | 202 | 109 | 93 |
| 48 | 577 | 261 | 316 | 278 | 112 | 166 | 299 | 149 | 150 |
| 49 | 295 | 137 | 158 | 142 | 53 | 89 | 153 | 84 | 69 |
| 45 - 49 | 2,561 | 1,223 | 1,338 | 1,216 | 539 | 677 | 1,345 | 684 | 661 |
| 50 | 747 | 286 | 461 | 414 | 144 | 270 | 333 | 142 | 191 |
| 51 | 273 | 136 | 137 | 124 | 57 | 67 | 149 | 79 | 70 |
| 52 | 437 | 193 | 244 | 229 | 94 | 135 | 208 | 99 | 109 |
| 53 | 241 | 110 | 131 | 120 | 49 | 71 | 121 | 61 | 60 |
| 54 | 306 | 142 | 164 | 165 | 75 | 90 | 141 | 67 | 74 |
| 50 - 54 | 2,004 | 867 | 1,137 | 1,052 | 419 | 633 | 952 | 448 | 504 |
| 55 | 402 | 164 | 238 | 243 | 93 | 150 | 159 | 71 | 88 |
| 56 | 297 | 135 | 162 | 165 | 73 | 92 | 132 | 62 | 70 |
| 57 | 255 | 114 | 141 | 129 | 51 | 78 | 126 | 63 | 63 |
| 58 | 332 | 139 | 193 | 194 | 77 | 117 | 138 | 62 | 76 |
| 59 | 177 | 93 | 84 | 90 | 52 | 38 | 87 | 41 | 46 |
| 55 - 59 | 1,463 | 645 | 818 | 821 | 346 | 475 | 642 | 299 | 343 |
| 60 | 559 | 198 | 361 | 327 | 105 | 222 | 232 | 93 | 139 |
| 61 | 156 | 74 | 82 | 97 | 43 | 54 | 59 | 31 | 28 |
| 62 | 230 | 100 | 130 | 135 | 54 | 81 | 95 | 46 | 49 |
| 63 | 152 | 69 | 83 | 89 | 37 | 52 | 63 | 32 | 31 |
| 64 | 128 | 62 | 66 | 67 | 31 | 36 | 61 | 31 | 30 |
| 60 - 64 | 1,225 | 503 | 722 | 715 | 270 | 445 | 510 | 233 | 277 |
| 65 | 332 | 108 | 224 | 206 | 64 | 142 | 126 | 44 | 82 |
| 66 | 118 | 47 | 71 | 66 | 26 | 40 | 52 | 21 | 31 |
| 67 | 141 | 63 | 78 | 85 | 36 | 49 | 56 | 27 | 29 |
| 68 | 169 | 78 | 91 | 120 | 54 | 66 | 49 | 24 | 25 |
| 69 | 84 | 46 | 38 | 54 | 27 | 27 | 30 | 19 | 11 |
| 65 - 69 | 844 | 342 | 502 | 531 | 207 | 324 | 313 | 135 | 178 |
| 70 | 365 | 133 | 232 | 241 | 88 | 153 | 124 | 45 | 79 |
| 71 | 52 | 26 | 26 | 35 | 19 | 16 | 17 | 7 | 10 |
| 72 | 111 | 45 | 66 | 68 | 25 | 43 | 43 | 20 | 23 |
| 73 | 57 | 32 | 25 | 37 | 20 | 17 | 20 | 12 | 8 |
| 74 | 51 | 25 | 26 | 34 | 19 | 15 | 17 | 6 | 11 |
| 70 - 74 | 636 | 261 | 375 | 415 | 171 | 244 | 221 | 90 | 131 |
| 75 | 155 | 63 | 92 | 105 | 43 | 62 | 50 | 20 | 30 |
| 76 | 62 | 27 | 35 | 44 | 19 | 25 | 18 | 8 | 10 |
| 77 | 47 | 23 | 24 | 33 | 17 | 16 | 14 | 6 | 8 |
| 78 | 89 | 40 | 49 | 61 | 28 | 33 | 28 | 12 | 16 |
| 79 | 37 | 13 | 24 | 22 | 9 | 13 | 15 | 4 | 11 |
| 75 - 79 | 390 | 166 | 224 | 265 | 116 | 149 | 125 | 50 | 75 |
| 80+ | 619 | 231 | 388 | 439 | 170 | 269 | 180 | 61 | 119 |

Table 23.0: Katavi Region: Total Population by Age in Single Year, Five Year Age Groups and Sex and Rural-Urban

| Age | Total | | | Rural | | | Urban | | |
|----------------|----------------|----------------|----------------|----------------|----------------|----------------|----------------|---------------|---------------|
| | Both Sexes | Male | Female | Both Sexes | Male | Female | Both Sexes | Male | Female |
| Total | 564,604 | 279,682 | 284,922 | 407,532 | 203,196 | 204,336 | 157,072 | 76,486 | 80,586 |
| 0 | 23,376 | 11,513 | 11,863 | 17,629 | 8,709 | 8,920 | 5,747 | 2,804 | 2,943 |
| 1 | 21,151 | 10,493 | 10,658 | 15,629 | 7,772 | 7,857 | 5,522 | 2,721 | 2,801 |
| 2 | 22,979 | 11,414 | 11,565 | 17,043 | 8,476 | 8,567 | 5,936 | 2,938 | 2,998 |
| 3 | 22,637 | 11,356 | 11,281 | 16,852 | 8,513 | 8,339 | 5,785 | 2,843 | 2,942 |
| 4 | 21,662 | 10,821 | 10,841 | 16,366 | 8,197 | 8,169 | 5,296 | 2,624 | 2,672 |
| 0 - 4 | 111,805 | 55,597 | 56,208 | 83,519 | 41,667 | 41,852 | 28,286 | 13,930 | 14,356 |
| 5 | 20,809 | 10,583 | 10,226 | 15,338 | 7,782 | 7,556 | 5,471 | 2,801 | 2,670 |
| 6 | 19,930 | 9,919 | 10,011 | 14,933 | 7,445 | 7,488 | 4,997 | 2,474 | 2,523 |
| 7 | 19,341 | 9,696 | 9,645 | 14,471 | 7,259 | 7,212 | 4,870 | 2,437 | 2,433 |
| 8 | 17,936 | 8,990 | 8,946 | 13,240 | 6,672 | 6,568 | 4,696 | 2,318 | 2,378 |
| 9 | 14,689 | 7,376 | 7,313 | 10,778 | 5,457 | 5,321 | 3,911 | 1,919 | 1,992 |
| 5 - 9 | 92,705 | 46,564 | 46,141 | 68,760 | 34,615 | 34,145 | 23,945 | 11,949 | 11,996 |
| 10 | 17,935 | 8,951 | 8,984 | 13,494 | 6,779 | 6,715 | 4,441 | 2,172 | 2,269 |
| 11 | 11,721 | 5,745 | 5,976 | 8,432 | 4,165 | 4,267 | 3,289 | 1,580 | 1,709 |
| 12 | 19,013 | 9,513 | 9,500 | 13,770 | 6,954 | 6,816 | 5,243 | 2,559 | 2,684 |
| 13 | 12,846 | 6,449 | 6,397 | 9,133 | 4,586 | 4,547 | 3,713 | 1,863 | 1,850 |
| 14 | 13,293 | 6,554 | 6,739 | 9,399 | 4,698 | 4,701 | 3,894 | 1,856 | 2,038 |
| 10 - 14 | 74,808 | 37,212 | 37,596 | 54,228 | 27,182 | 27,046 | 20,580 | 10,030 | 10,550 |
| 15 | 12,161 | 6,074 | 6,087 | 8,647 | 4,375 | 4,272 | 3,514 | 1,699 | 1,815 |
| 16 | 11,694 | 5,662 | 6,032 | 8,226 | 4,018 | 4,208 | 3,468 | 1,644 | 1,824 |
| 17 | 10,332 | 5,021 | 5,311 | 7,184 | 3,513 | 3,671 | 3,148 | 1,508 | 1,640 |
| 18 | 13,330 | 6,226 | 7,104 | 9,571 | 4,487 | 5,084 | 3,759 | 1,739 | 2,020 |
| 19 | 9,224 | 4,092 | 5,132 | 6,312 | 2,834 | 3,478 | 2,912 | 1,258 | 1,654 |
| 15 - 19 | 56,741 | 27,075 | 29,666 | 39,940 | 19,227 | 20,713 | 16,801 | 7,848 | 8,953 |
| 20 | 14,666 | 6,344 | 8,322 | 10,611 | 4,604 | 6,007 | 4,055 | 1,740 | 2,315 |
| 21 | 6,819 | 3,233 | 3,586 | 4,691 | 2,281 | 2,410 | 2,128 | 952 | 1,176 |
| 22 | 11,127 | 5,149 | 5,978 | 7,828 | 3,668 | 4,160 | 3,299 | 1,481 | 1,818 |
| 23 | 7,512 | 3,453 | 4,059 | 5,106 | 2,364 | 2,742 | 2,406 | 1,089 | 1,317 |
| 24 | 8,059 | 3,709 | 4,350 | 5,527 | 2,577 | 2,950 | 2,532 | 1,132 | 1,400 |
| 20 - 24 | 48,183 | 21,888 | 26,295 | 33,763 | 15,494 | 18,269 | 14,420 | 6,394 | 8,026 |
| 25 | 10,618 | 4,837 | 5,781 | 7,524 | 3,401 | 4,123 | 3,094 | 1,436 | 1,658 |
| 26 | 7,640 | 3,580 | 4,060 | 5,216 | 2,450 | 2,766 | 2,424 | 1,130 | 1,294 |
| 27 | 7,075 | 3,386 | 3,689 | 4,823 | 2,327 | 2,496 | 2,252 | 1,059 | 1,193 |
| 28 | 10,575 | 4,933 | 5,642 | 7,379 | 3,449 | 3,930 | 3,196 | 1,484 | 1,712 |
| 29 | 5,883 | 2,688 | 3,195 | 4,038 | 1,835 | 2,203 | 1,845 | 853 | 992 |
| 25 - 29 | 41,791 | 19,424 | 22,367 | 28,980 | 13,462 | 15,518 | 12,811 | 5,962 | 6,849 |
| 30 | 13,140 | 6,131 | 7,009 | 9,491 | 4,481 | 5,010 | 3,649 | 1,650 | 1,999 |
| 31 | 3,742 | 1,917 | 1,825 | 2,483 | 1,306 | 1,177 | 1,259 | 611 | 648 |
| 32 | 8,033 | 4,152 | 3,881 | 5,508 | 2,840 | 2,668 | 2,525 | 1,312 | 1,213 |
| 33 | 4,617 | 2,390 | 2,227 | 3,071 | 1,629 | 1,442 | 1,546 | 761 | 785 |
| 34 | 4,382 | 2,254 | 2,128 | 2,986 | 1,509 | 1,477 | 1,396 | 745 | 651 |
| 30 - 34 | 33,914 | 16,844 | 17,070 | 23,539 | 11,765 | 11,774 | 10,375 | 5,079 | 5,296 |
| 35 | 8,261 | 4,274 | 3,987 | 5,768 | 2,954 | 2,814 | 2,493 | 1,320 | 1,173 |
| 36 | 4,868 | 2,558 | 2,310 | 3,417 | 1,788 | 1,629 | 1,451 | 770 | 681 |
| 37 | 4,388 | 2,318 | 2,070 | 3,047 | 1,582 | 1,465 | 1,341 | 736 | 605 |
| 38 | 6,379 | 3,312 | 3,067 | 4,703 | 2,447 | 2,256 | 1,676 | 865 | 811 |
| 39 | 3,391 | 1,834 | 1,557 | 2,360 | 1,270 | 1,090 | 1,031 | 564 | 467 |
| 35 - 39 | 27,287 | 14,296 | 12,991 | 19,295 | 10,041 | 9,254 | 7,992 | 4,255 | 3,737 |

Table 23.0: Katavi Region: Total Population by Age in Single Year, Five Year Age Groups and Sex and Rural-Urban

| Age | Total | | | Rural | | | Urban | | |
|----------------|---------------|---------------|--------------|---------------|--------------|--------------|--------------|--------------|--------------|
| | Both Sexes | Male | Female | Both Sexes | Male | Female | Both Sexes | Male | Female |
| 40 | 8,417 | 4,226 | 4,191 | 6,230 | 3,101 | 3,129 | 2,187 | 1,125 | 1,062 |
| 41 | 2,012 | 1,069 | 943 | 1,421 | 759 | 662 | 591 | 310 | 281 |
| 42 | 4,418 | 2,486 | 1,932 | 3,168 | 1,815 | 1,353 | 1,250 | 671 | 579 |
| 43 | 2,308 | 1,231 | 1,077 | 1,605 | 866 | 739 | 703 | 365 | 338 |
| 44 | 2,523 | 1,380 | 1,143 | 1,801 | 1,004 | 797 | 722 | 376 | 346 |
| 40 - 44 | 19,678 | 10,392 | 9,286 | 14,225 | 7,545 | 6,680 | 5,453 | 2,847 | 2,606 |
| 45 | 4,702 | 2,474 | 2,228 | 3,472 | 1,834 | 1,638 | 1,230 | 640 | 590 |
| 46 | 2,313 | 1,278 | 1,035 | 1,647 | 916 | 731 | 666 | 362 | 304 |
| 47 | 2,096 | 1,135 | 961 | 1,464 | 817 | 647 | 632 | 318 | 314 |
| 48 | 3,244 | 1,728 | 1,516 | 2,369 | 1,273 | 1,096 | 875 | 455 | 420 |
| 49 | 1,875 | 1,020 | 855 | 1,257 | 708 | 549 | 618 | 312 | 306 |
| 45 - 49 | 14,230 | 7,635 | 6,595 | 10,209 | 5,548 | 4,661 | 4,021 | 2,087 | 1,934 |
| 50 | 5,437 | 2,610 | 2,827 | 4,051 | 1,983 | 2,068 | 1,386 | 627 | 759 |
| 51 | 1,482 | 861 | 621 | 1,077 | 642 | 435 | 405 | 219 | 186 |
| 52 | 2,656 | 1,497 | 1,159 | 1,879 | 1,079 | 800 | 777 | 418 | 359 |
| 53 | 1,309 | 711 | 598 | 907 | 511 | 396 | 402 | 200 | 202 |
| 54 | 1,672 | 969 | 703 | 1,176 | 694 | 482 | 496 | 275 | 221 |
| 50 - 54 | 12,556 | 6,648 | 5,908 | 9,090 | 4,909 | 4,181 | 3,466 | 1,739 | 1,727 |
| 55 | 2,480 | 1,191 | 1,289 | 1,793 | 876 | 917 | 687 | 315 | 372 |
| 56 | 1,514 | 816 | 698 | 1,066 | 574 | 492 | 448 | 242 | 206 |
| 57 | 1,322 | 760 | 562 | 885 | 528 | 357 | 437 | 232 | 205 |
| 58 | 1,830 | 972 | 858 | 1,288 | 709 | 579 | 542 | 263 | 279 |
| 59 | 906 | 526 | 380 | 617 | 371 | 246 | 289 | 155 | 134 |
| 55 - 59 | 8,052 | 4,265 | 3,787 | 5,649 | 3,058 | 2,591 | 2,403 | 1,207 | 1,196 |
| 60 | 3,877 | 1,846 | 2,031 | 2,814 | 1,372 | 1,442 | 1,063 | 474 | 589 |
| 61 | 759 | 402 | 357 | 532 | 289 | 243 | 227 | 113 | 114 |
| 62 | 1,615 | 919 | 696 | 1,143 | 649 | 494 | 472 | 270 | 202 |
| 63 | 939 | 519 | 420 | 655 | 381 | 274 | 284 | 138 | 146 |
| 64 | 914 | 537 | 377 | 650 | 399 | 251 | 264 | 138 | 126 |
| 60 - 64 | 8,104 | 4,223 | 3,881 | 5,794 | 3,090 | 2,704 | 2,310 | 1,133 | 1,177 |
| 65 | 1,753 | 843 | 910 | 1,259 | 609 | 650 | 494 | 234 | 260 |
| 66 | 612 | 332 | 280 | 425 | 237 | 188 | 187 | 95 | 92 |
| 67 | 861 | 488 | 373 | 596 | 342 | 254 | 265 | 146 | 119 |
| 68 | 976 | 481 | 495 | 731 | 372 | 359 | 245 | 109 | 136 |
| 69 | 455 | 271 | 184 | 334 | 206 | 128 | 121 | 65 | 56 |
| 65 - 69 | 4,657 | 2,415 | 2,242 | 3,345 | 1,766 | 1,579 | 1,312 | 649 | 663 |
| 70 | 2,316 | 1,090 | 1,226 | 1,695 | 819 | 876 | 621 | 271 | 350 |
| 71 | 304 | 175 | 129 | 208 | 121 | 87 | 96 | 54 | 42 |
| 72 | 847 | 481 | 366 | 594 | 352 | 242 | 253 | 129 | 124 |
| 73 | 358 | 208 | 150 | 246 | 151 | 95 | 112 | 57 | 55 |
| 74 | 345 | 197 | 148 | 246 | 141 | 105 | 99 | 56 | 43 |
| 70 - 74 | 4,170 | 2,151 | 2,019 | 2,989 | 1,584 | 1,405 | 1,181 | 567 | 614 |
| 75 | 929 | 480 | 449 | 651 | 333 | 318 | 278 | 147 | 131 |
| 76 | 350 | 207 | 143 | 238 | 153 | 85 | 112 | 54 | 58 |
| 77 | 269 | 160 | 109 | 185 | 114 | 71 | 84 | 46 | 38 |
| 78 | 494 | 285 | 209 | 390 | 237 | 153 | 104 | 48 | 56 |
| 79 | 229 | 143 | 86 | 159 | 103 | 56 | 70 | 40 | 30 |
| 75 - 79 | 2,271 | 1,275 | 996 | 1,623 | 940 | 683 | 648 | 335 | 313 |
| 80+ | 3,652 | 1,778 | 1,874 | 2,584 | 1,303 | 1,281 | 1,068 | 475 | 593 |

Table 23.1: Mpanda Town Council: Total Population by Age in Single Year, Five Year Age Groups and Sex and Rural-Urban

| Age | Total | | | Rural | | | Urban | | |
|----------------|----------------|---------------|---------------|---------------|---------------|---------------|---------------|---------------|---------------|
| | Both Sexes | Male | Female | Both Sexes | Male | Female | Both Sexes | Male | Female |
| Total | 102,900 | 50,437 | 52,463 | 21,360 | 10,745 | 10,615 | 81,540 | 39,692 | 41,848 |
| 0 | 4,033 | 1,965 | 2,068 | 993 | 464 | 529 | 3,040 | 1,501 | 1,539 |
| 1 | 3,189 | 1,592 | 1,597 | 783 | 419 | 364 | 2,406 | 1,173 | 1,233 |
| 2 | 3,552 | 1,752 | 1,800 | 874 | 437 | 437 | 2,678 | 1,315 | 1,363 |
| 3 | 3,597 | 1,787 | 1,810 | 904 | 448 | 456 | 2,693 | 1,339 | 1,354 |
| 4 | 3,300 | 1,630 | 1,670 | 879 | 428 | 451 | 2,421 | 1,202 | 1,219 |
| 0 - 4 | 17,671 | 8,726 | 8,945 | 4,433 | 2,196 | 2,237 | 13,238 | 6,530 | 6,708 |
| 5 | 3,296 | 1,644 | 1,652 | 801 | 405 | 396 | 2,495 | 1,239 | 1,256 |
| 6 | 3,082 | 1,534 | 1,548 | 782 | 383 | 399 | 2,300 | 1,151 | 1,149 |
| 7 | 3,110 | 1,518 | 1,592 | 765 | 368 | 397 | 2,345 | 1,150 | 1,195 |
| 8 | 2,878 | 1,462 | 1,416 | 712 | 375 | 337 | 2,166 | 1,087 | 1,079 |
| 9 | 2,485 | 1,220 | 1,265 | 542 | 266 | 276 | 1,943 | 954 | 989 |
| 5 - 9 | 14,851 | 7,378 | 7,473 | 3,602 | 1,797 | 1,805 | 11,249 | 5,581 | 5,668 |
| 10 | 2,820 | 1,374 | 1,446 | 699 | 351 | 348 | 2,121 | 1,023 | 1,098 |
| 11 | 2,044 | 947 | 1,097 | 493 | 229 | 264 | 1,551 | 718 | 833 |
| 12 | 3,256 | 1,568 | 1,688 | 657 | 348 | 309 | 2,599 | 1,220 | 1,379 |
| 13 | 2,212 | 1,095 | 1,117 | 413 | 215 | 198 | 1,799 | 880 | 919 |
| 14 | 2,351 | 1,097 | 1,254 | 430 | 206 | 224 | 1,921 | 891 | 1,030 |
| 10 - 14 | 12,683 | 6,081 | 6,602 | 2,692 | 1,349 | 1,343 | 9,991 | 4,732 | 5,259 |
| 15 | 2,242 | 1,090 | 1,152 | 402 | 202 | 200 | 1,840 | 888 | 952 |
| 16 | 2,207 | 1,029 | 1,178 | 376 | 183 | 193 | 1,831 | 846 | 985 |
| 17 | 2,151 | 1,054 | 1,097 | 350 | 177 | 173 | 1,801 | 877 | 924 |
| 18 | 2,546 | 1,205 | 1,341 | 472 | 217 | 255 | 2,074 | 988 | 1,086 |
| 19 | 1,944 | 854 | 1,090 | 309 | 140 | 169 | 1,635 | 714 | 921 |
| 15 - 19 | 11,090 | 5,232 | 5,858 | 1,909 | 919 | 990 | 9,181 | 4,313 | 4,868 |
| 20 | 2,881 | 1,262 | 1,619 | 577 | 257 | 320 | 2,304 | 1,005 | 1,299 |
| 21 | 1,502 | 693 | 809 | 286 | 146 | 140 | 1,216 | 547 | 669 |
| 22 | 2,465 | 1,143 | 1,322 | 496 | 267 | 229 | 1,969 | 876 | 1,093 |
| 23 | 1,716 | 761 | 955 | 305 | 135 | 170 | 1,411 | 626 | 785 |
| 24 | 1,799 | 812 | 987 | 333 | 157 | 176 | 1,466 | 655 | 811 |
| 20 - 24 | 10,363 | 4,671 | 5,692 | 1,997 | 962 | 1,035 | 8,366 | 3,709 | 4,657 |
| 25 | 2,158 | 1,020 | 1,138 | 412 | 195 | 217 | 1,746 | 825 | 921 |
| 26 | 1,694 | 786 | 908 | 286 | 138 | 148 | 1,408 | 648 | 760 |
| 27 | 1,597 | 760 | 837 | 286 | 134 | 152 | 1,311 | 626 | 685 |
| 28 | 2,280 | 1,076 | 1,204 | 402 | 196 | 206 | 1,878 | 880 | 998 |
| 29 | 1,323 | 601 | 722 | 241 | 110 | 131 | 1,082 | 491 | 591 |
| 25 - 29 | 9,052 | 4,243 | 4,809 | 1,627 | 773 | 854 | 7,425 | 3,470 | 3,955 |
| 30 | 2,571 | 1,255 | 1,316 | 538 | 283 | 255 | 2,033 | 972 | 1,061 |
| 31 | 887 | 434 | 453 | 163 | 86 | 77 | 724 | 348 | 376 |
| 32 | 1,833 | 951 | 882 | 339 | 172 | 167 | 1,494 | 779 | 715 |
| 33 | 1,056 | 544 | 512 | 173 | 110 | 63 | 883 | 434 | 449 |
| 34 | 1,000 | 541 | 459 | 185 | 102 | 83 | 815 | 439 | 376 |
| 30 - 34 | 7,347 | 3,725 | 3,622 | 1,398 | 753 | 645 | 5,949 | 2,972 | 2,977 |
| 35 | 1,743 | 946 | 797 | 291 | 143 | 148 | 1,452 | 803 | 649 |
| 36 | 1,031 | 555 | 476 | 182 | 93 | 89 | 849 | 462 | 387 |
| 37 | 987 | 544 | 443 | 183 | 100 | 83 | 804 | 444 | 360 |
| 38 | 1,219 | 634 | 585 | 257 | 131 | 126 | 962 | 503 | 459 |
| 39 | 758 | 396 | 362 | 112 | 56 | 56 | 646 | 340 | 306 |
| 35 - 39 | 5,738 | 3,075 | 2,663 | 1,025 | 523 | 502 | 4,713 | 2,552 | 2,161 |

Table 23.1: Mpanda Town Council: Total Population by Age in Single Year, Five Year Age Groups and Sex and Rural-Urban

| Age | Total | | | Rural | | | Urban | | |
|----------------|--------------|--------------|--------------|------------|------------|------------|--------------|--------------|--------------|
| | Both Sexes | Male | Female | Both Sexes | Male | Female | Both Sexes | Male | Female |
| 40 | 1,523 | 879 | 644 | 329 | 195 | 134 | 1,194 | 684 | 510 |
| 41 | 428 | 236 | 192 | 79 | 50 | 29 | 349 | 186 | 163 |
| 42 | 952 | 522 | 430 | 199 | 104 | 95 | 753 | 418 | 335 |
| 43 | 446 | 246 | 200 | 73 | 45 | 28 | 373 | 201 | 172 |
| 44 | 503 | 282 | 221 | 103 | 64 | 39 | 400 | 218 | 182 |
| 40 - 44 | 3,852 | 2,165 | 1,687 | 783 | 458 | 325 | 3,069 | 1,707 | 1,362 |
| 45 | 768 | 430 | 338 | 144 | 86 | 58 | 624 | 344 | 280 |
| 46 | 461 | 252 | 209 | 96 | 51 | 45 | 365 | 201 | 164 |
| 47 | 420 | 212 | 208 | 75 | 41 | 34 | 345 | 171 | 174 |
| 48 | 584 | 311 | 273 | 129 | 70 | 59 | 455 | 241 | 214 |
| 49 | 356 | 185 | 171 | 37 | 24 | 13 | 319 | 161 | 158 |
| 45 - 49 | 2,589 | 1,390 | 1,199 | 481 | 272 | 209 | 2,108 | 1,118 | 990 |
| 50 | 825 | 407 | 418 | 193 | 103 | 90 | 632 | 304 | 328 |
| 51 | 303 | 164 | 139 | 73 | 42 | 31 | 230 | 122 | 108 |
| 52 | 492 | 263 | 229 | 85 | 50 | 35 | 407 | 213 | 194 |
| 53 | 235 | 120 | 115 | 38 | 24 | 14 | 197 | 96 | 101 |
| 54 | 327 | 174 | 153 | 51 | 27 | 24 | 276 | 147 | 129 |
| 50 - 54 | 2,182 | 1,128 | 1,054 | 440 | 246 | 194 | 1,742 | 882 | 860 |
| 55 | 383 | 194 | 189 | 82 | 39 | 43 | 301 | 155 | 146 |
| 56 | 288 | 154 | 134 | 43 | 23 | 20 | 245 | 131 | 114 |
| 57 | 229 | 122 | 107 | 41 | 19 | 22 | 188 | 103 | 85 |
| 58 | 336 | 166 | 170 | 59 | 32 | 27 | 277 | 134 | 143 |
| 59 | 181 | 95 | 86 | 25 | 13 | 12 | 156 | 82 | 74 |
| 55 - 59 | 1,417 | 731 | 686 | 250 | 126 | 124 | 1,167 | 605 | 562 |
| 60 | 609 | 274 | 335 | 124 | 66 | 58 | 485 | 208 | 277 |
| 61 | 143 | 69 | 74 | 20 | 10 | 10 | 123 | 59 | 64 |
| 62 | 284 | 157 | 127 | 58 | 31 | 27 | 226 | 126 | 100 |
| 63 | 179 | 91 | 88 | 29 | 22 | 7 | 150 | 69 | 81 |
| 64 | 180 | 91 | 89 | 29 | 15 | 14 | 151 | 76 | 75 |
| 60 - 64 | 1,395 | 682 | 713 | 260 | 144 | 116 | 1,135 | 538 | 597 |
| 65 | 276 | 141 | 135 | 58 | 29 | 29 | 218 | 112 | 106 |
| 66 | 116 | 56 | 60 | 16 | 11 | 5 | 100 | 45 | 55 |
| 67 | 159 | 79 | 80 | 19 | 10 | 9 | 140 | 69 | 71 |
| 68 | 167 | 61 | 106 | 35 | 14 | 21 | 132 | 47 | 85 |
| 69 | 85 | 41 | 44 | 13 | 7 | 6 | 72 | 34 | 38 |
| 65 - 69 | 803 | 378 | 425 | 141 | 71 | 70 | 662 | 307 | 355 |
| 70 | 362 | 137 | 225 | 77 | 31 | 46 | 285 | 106 | 179 |
| 71 | 61 | 32 | 29 | 9 | 3 | 6 | 52 | 29 | 23 |
| 72 | 169 | 90 | 79 | 28 | 19 | 9 | 141 | 71 | 70 |
| 73 | 73 | 35 | 38 | 11 | 5 | 6 | 62 | 30 | 32 |
| 74 | 73 | 39 | 34 | 13 | 6 | 7 | 60 | 33 | 27 |
| 70 - 74 | 738 | 333 | 405 | 138 | 64 | 74 | 600 | 269 | 331 |
| 75 | 161 | 77 | 84 | 27 | 13 | 14 | 134 | 64 | 70 |
| 76 | 83 | 39 | 44 | 9 | 4 | 5 | 74 | 35 | 39 |
| 77 | 47 | 28 | 19 | 5 | 3 | 2 | 42 | 25 | 17 |
| 78 | 96 | 46 | 50 | 20 | 11 | 9 | 76 | 35 | 41 |
| 79 | 55 | 32 | 23 | 10 | 7 | 3 | 45 | 25 | 20 |
| 75 - 79 | 442 | 222 | 220 | 71 | 38 | 33 | 371 | 184 | 187 |
| 80+ | 687 | 277 | 410 | 113 | 54 | 59 | 574 | 223 | 351 |

Table 23.2: Mpanda District Council: Total Population by Age in Single Year, Five Year Age Groups and Sex and Rural-Urban

| Age | Total | | | Rural | | | Urban | | |
|----------------|----------------|---------------|---------------|----------------|---------------|---------------|---------------|---------------|---------------|
| | Both Sexes | Male | Female | Both Sexes | Male | Female | Both Sexes | Male | Female |
| Total | 179,136 | 89,265 | 89,871 | 112,790 | 57,008 | 55,782 | 66,346 | 32,257 | 34,089 |
| 0 | 7,352 | 3,677 | 3,675 | 4,969 | 2,523 | 2,446 | 2,383 | 1,154 | 1,229 |
| 1 | 7,213 | 3,602 | 3,611 | 4,429 | 2,232 | 2,197 | 2,784 | 1,370 | 1,414 |
| 2 | 7,780 | 3,835 | 3,945 | 4,841 | 2,363 | 2,478 | 2,939 | 1,472 | 1,467 |
| 3 | 7,599 | 3,717 | 3,882 | 4,810 | 2,364 | 2,446 | 2,789 | 1,353 | 1,436 |
| 4 | 7,184 | 3,608 | 3,576 | 4,595 | 2,339 | 2,256 | 2,589 | 1,269 | 1,320 |
| 0 - 4 | 37,128 | 18,439 | 18,689 | 23,644 | 11,821 | 11,823 | 13,484 | 6,618 | 6,866 |
| 5 | 7,068 | 3,620 | 3,448 | 4,389 | 2,213 | 2,176 | 2,679 | 1,407 | 1,272 |
| 6 | 6,596 | 3,328 | 3,268 | 4,162 | 2,130 | 2,032 | 2,434 | 1,198 | 1,236 |
| 7 | 6,319 | 3,243 | 3,076 | 4,087 | 2,110 | 1,977 | 2,232 | 1,133 | 1,099 |
| 8 | 5,873 | 2,898 | 2,975 | 3,626 | 1,796 | 1,830 | 2,247 | 1,102 | 1,145 |
| 9 | 4,666 | 2,341 | 2,325 | 2,932 | 1,490 | 1,442 | 1,734 | 851 | 883 |
| 5 - 9 | 30,522 | 15,430 | 15,092 | 19,196 | 9,739 | 9,457 | 11,326 | 5,691 | 5,635 |
| 10 | 5,712 | 2,911 | 2,801 | 3,681 | 1,907 | 1,774 | 2,031 | 1,004 | 1,027 |
| 11 | 3,741 | 1,866 | 1,875 | 2,187 | 1,094 | 1,093 | 1,554 | 772 | 782 |
| 12 | 6,214 | 3,137 | 3,077 | 3,875 | 1,963 | 1,912 | 2,339 | 1,174 | 1,165 |
| 13 | 4,128 | 2,111 | 2,017 | 2,424 | 1,234 | 1,190 | 1,704 | 877 | 827 |
| 14 | 4,236 | 2,124 | 2,112 | 2,491 | 1,273 | 1,218 | 1,745 | 851 | 894 |
| 10 - 14 | 24,031 | 12,149 | 11,882 | 14,658 | 7,471 | 7,187 | 9,373 | 4,678 | 4,695 |
| 15 | 3,876 | 1,952 | 1,924 | 2,369 | 1,229 | 1,140 | 1,507 | 723 | 784 |
| 16 | 3,521 | 1,783 | 1,738 | 2,094 | 1,079 | 1,015 | 1,427 | 704 | 723 |
| 17 | 3,069 | 1,486 | 1,583 | 1,892 | 930 | 962 | 1,177 | 556 | 621 |
| 18 | 4,045 | 1,910 | 2,135 | 2,568 | 1,254 | 1,314 | 1,477 | 656 | 821 |
| 19 | 2,740 | 1,192 | 1,548 | 1,664 | 736 | 928 | 1,076 | 456 | 620 |
| 15 - 19 | 17,251 | 8,323 | 8,928 | 10,587 | 5,228 | 5,359 | 6,664 | 3,095 | 3,569 |
| 20 | 4,432 | 1,886 | 2,546 | 2,934 | 1,267 | 1,667 | 1,498 | 619 | 879 |
| 21 | 2,032 | 937 | 1,095 | 1,241 | 590 | 651 | 791 | 347 | 444 |
| 22 | 3,318 | 1,521 | 1,797 | 2,192 | 1,004 | 1,188 | 1,126 | 517 | 609 |
| 23 | 2,167 | 1,018 | 1,149 | 1,308 | 627 | 681 | 859 | 391 | 468 |
| 24 | 2,450 | 1,108 | 1,342 | 1,538 | 700 | 838 | 912 | 408 | 504 |
| 20 - 24 | 14,399 | 6,470 | 7,929 | 9,213 | 4,188 | 5,025 | 5,186 | 2,282 | 2,904 |
| 25 | 3,160 | 1,442 | 1,718 | 2,040 | 949 | 1,091 | 1,120 | 493 | 627 |
| 26 | 2,340 | 1,045 | 1,295 | 1,477 | 654 | 823 | 863 | 391 | 472 |
| 27 | 2,156 | 1,049 | 1,107 | 1,367 | 685 | 682 | 789 | 364 | 425 |
| 28 | 3,226 | 1,521 | 1,705 | 2,098 | 995 | 1,103 | 1,128 | 526 | 602 |
| 29 | 1,829 | 864 | 965 | 1,176 | 551 | 625 | 653 | 313 | 340 |
| 25 - 29 | 12,711 | 5,921 | 6,790 | 8,158 | 3,834 | 4,324 | 4,553 | 2,087 | 2,466 |
| 30 | 4,057 | 1,853 | 2,204 | 2,664 | 1,276 | 1,388 | 1,393 | 577 | 816 |
| 31 | 1,186 | 597 | 589 | 712 | 372 | 340 | 474 | 225 | 249 |
| 32 | 2,484 | 1,297 | 1,187 | 1,602 | 836 | 766 | 882 | 461 | 421 |
| 33 | 1,437 | 741 | 696 | 858 | 453 | 405 | 579 | 288 | 291 |
| 34 | 1,300 | 680 | 620 | 804 | 420 | 384 | 496 | 260 | 236 |
| 30 - 34 | 10,464 | 5,168 | 5,296 | 6,640 | 3,357 | 3,283 | 3,824 | 1,811 | 2,013 |
| 35 | 2,531 | 1,282 | 1,249 | 1,652 | 853 | 799 | 879 | 429 | 450 |
| 36 | 1,476 | 773 | 703 | 966 | 511 | 455 | 510 | 262 | 248 |
| 37 | 1,289 | 697 | 592 | 828 | 452 | 376 | 461 | 245 | 216 |
| 38 | 2,022 | 1,063 | 959 | 1,406 | 748 | 658 | 616 | 315 | 301 |
| 39 | 1,053 | 601 | 452 | 720 | 406 | 314 | 333 | 195 | 138 |
| 35 - 39 | 8,371 | 4,416 | 3,955 | 5,572 | 2,970 | 2,602 | 2,799 | 1,446 | 1,353 |

Table 23.2: Mpanda District Council: Total Population by Age in Single Year, Five Year Age Groups and Sex and Rural-Urban

| Age | Total | | | Rural | | | Urban | | |
|----------------|--------------|--------------|--------------|--------------|--------------|--------------|--------------|------------|--------------|
| | Both Sexes | Male | Female | Both Sexes | Male | Female | Both Sexes | Male | Female |
| 40 | 2,669 | 1,304 | 1,365 | 1,795 | 920 | 875 | 874 | 384 | 490 |
| 41 | 607 | 341 | 266 | 399 | 239 | 160 | 208 | 102 | 106 |
| 42 | 1,311 | 742 | 569 | 905 | 547 | 358 | 406 | 195 | 211 |
| 43 | 714 | 382 | 332 | 424 | 238 | 186 | 290 | 144 | 146 |
| 44 | 769 | 422 | 347 | 501 | 291 | 210 | 268 | 131 | 137 |
| 40 - 44 | 6,070 | 3,191 | 2,879 | 4,024 | 2,235 | 1,789 | 2,046 | 956 | 1,090 |
| 45 | 1,485 | 800 | 685 | 946 | 543 | 403 | 539 | 257 | 282 |
| 46 | 725 | 414 | 311 | 465 | 270 | 195 | 260 | 144 | 116 |
| 47 | 624 | 348 | 276 | 366 | 219 | 147 | 258 | 129 | 129 |
| 48 | 1,023 | 551 | 472 | 657 | 371 | 286 | 366 | 180 | 186 |
| 49 | 626 | 337 | 289 | 370 | 209 | 161 | 256 | 128 | 128 |
| 45 - 49 | 4,483 | 2,450 | 2,033 | 2,804 | 1,612 | 1,192 | 1,679 | 838 | 841 |
| 50 | 1,777 | 844 | 933 | 1,101 | 558 | 543 | 676 | 286 | 390 |
| 51 | 424 | 262 | 162 | 270 | 177 | 93 | 154 | 85 | 69 |
| 52 | 839 | 488 | 351 | 519 | 308 | 211 | 320 | 180 | 140 |
| 53 | 394 | 204 | 190 | 206 | 110 | 96 | 188 | 94 | 94 |
| 54 | 502 | 312 | 190 | 301 | 194 | 107 | 201 | 118 | 83 |
| 50 - 54 | 3,936 | 2,110 | 1,826 | 2,397 | 1,347 | 1,050 | 1,539 | 763 | 776 |
| 55 | 740 | 354 | 386 | 392 | 213 | 179 | 348 | 141 | 207 |
| 56 | 471 | 257 | 214 | 295 | 161 | 134 | 176 | 96 | 80 |
| 57 | 458 | 256 | 202 | 232 | 141 | 91 | 226 | 115 | 111 |
| 58 | 609 | 309 | 300 | 373 | 191 | 182 | 236 | 118 | 118 |
| 59 | 291 | 168 | 123 | 173 | 100 | 73 | 118 | 68 | 50 |
| 55 - 59 | 2,569 | 1,344 | 1,225 | 1,465 | 806 | 659 | 1,104 | 538 | 566 |
| 60 | 1,279 | 600 | 679 | 761 | 351 | 410 | 518 | 249 | 269 |
| 61 | 243 | 131 | 112 | 152 | 83 | 69 | 91 | 48 | 43 |
| 62 | 521 | 316 | 205 | 306 | 184 | 122 | 215 | 132 | 83 |
| 63 | 271 | 157 | 114 | 155 | 97 | 58 | 116 | 60 | 56 |
| 64 | 265 | 148 | 117 | 175 | 100 | 75 | 90 | 48 | 42 |
| 60 - 64 | 2,579 | 1,352 | 1,227 | 1,549 | 815 | 734 | 1,030 | 537 | 493 |
| 65 | 550 | 265 | 285 | 307 | 160 | 147 | 243 | 105 | 138 |
| 66 | 214 | 128 | 86 | 134 | 81 | 53 | 80 | 47 | 33 |
| 67 | 268 | 168 | 100 | 155 | 98 | 57 | 113 | 70 | 43 |
| 68 | 304 | 157 | 147 | 204 | 101 | 103 | 100 | 56 | 44 |
| 69 | 144 | 95 | 49 | 102 | 69 | 33 | 42 | 26 | 16 |
| 65 - 69 | 1,480 | 813 | 667 | 902 | 509 | 393 | 578 | 304 | 274 |
| 70 | 781 | 391 | 390 | 483 | 244 | 239 | 298 | 147 | 151 |
| 71 | 88 | 53 | 35 | 50 | 32 | 18 | 38 | 21 | 17 |
| 72 | 275 | 152 | 123 | 178 | 101 | 77 | 97 | 51 | 46 |
| 73 | 103 | 66 | 37 | 61 | 42 | 19 | 42 | 24 | 18 |
| 74 | 100 | 54 | 46 | 72 | 38 | 34 | 28 | 16 | 12 |
| 70 - 74 | 1,347 | 716 | 631 | 844 | 457 | 387 | 503 | 259 | 244 |
| 75 | 293 | 151 | 142 | 161 | 76 | 85 | 132 | 75 | 57 |
| 76 | 114 | 72 | 42 | 83 | 57 | 26 | 31 | 15 | 16 |
| 77 | 81 | 44 | 37 | 45 | 26 | 19 | 36 | 18 | 18 |
| 78 | 118 | 73 | 45 | 95 | 61 | 34 | 23 | 12 | 11 |
| 79 | 59 | 41 | 18 | 39 | 28 | 11 | 20 | 13 | 7 |
| 75 - 79 | 665 | 381 | 284 | 423 | 248 | 175 | 242 | 133 | 109 |
| 80+ | 1,130 | 592 | 538 | 714 | 371 | 343 | 416 | 221 | 195 |

Table 23.3: Mlele District Council: Total Population by Age in Single Year, Five Year Age Groups and Sex and Rural-Urban

| Age | Total | | | Rural | | | Urban | | |
|----------------|----------------|----------------|----------------|----------------|----------------|----------------|--------------|--------------|--------------|
| | Both Sexes | Male | Female | Both Sexes | Male | Female | Both Sexes | Male | Female |
| Total | 282,568 | 139,980 | 142,588 | 273,382 | 135,443 | 137,939 | 9,186 | 4,537 | 4,649 |
| 0 | 11,991 | 5,871 | 6,120 | 11,667 | 5,722 | 5,945 | 324 | 149 | 175 |
| 1 | 10,749 | 5,299 | 5,450 | 10,417 | 5,121 | 5,296 | 332 | 178 | 154 |
| 2 | 11,647 | 5,827 | 5,820 | 11,328 | 5,676 | 5,652 | 319 | 151 | 168 |
| 3 | 11,441 | 5,852 | 5,589 | 11,138 | 5,701 | 5,437 | 303 | 151 | 152 |
| 4 | 11,178 | 5,583 | 5,595 | 10,892 | 5,430 | 5,462 | 286 | 153 | 133 |
| 0 - 4 | 57,006 | 28,432 | 28,574 | 55,442 | 27,650 | 27,792 | 1,564 | 782 | 782 |
| 5 | 10,445 | 5,319 | 5,126 | 10,148 | 5,164 | 4,984 | 297 | 155 | 142 |
| 6 | 10,252 | 5,057 | 5,195 | 9,989 | 4,932 | 5,057 | 263 | 125 | 138 |
| 7 | 9,912 | 4,935 | 4,977 | 9,619 | 4,781 | 4,838 | 293 | 154 | 139 |
| 8 | 9,185 | 4,630 | 4,555 | 8,902 | 4,501 | 4,401 | 283 | 129 | 154 |
| 9 | 7,538 | 3,815 | 3,723 | 7,304 | 3,701 | 3,603 | 234 | 114 | 120 |
| 5 - 9 | 47,332 | 23,756 | 23,576 | 45,962 | 23,079 | 22,883 | 1,370 | 677 | 693 |
| 10 | 9,403 | 4,666 | 4,737 | 9,114 | 4,521 | 4,593 | 289 | 145 | 144 |
| 11 | 5,936 | 2,932 | 3,004 | 5,752 | 2,842 | 2,910 | 184 | 90 | 94 |
| 12 | 9,543 | 4,808 | 4,735 | 9,238 | 4,643 | 4,595 | 305 | 165 | 140 |
| 13 | 6,506 | 3,243 | 3,263 | 6,296 | 3,137 | 3,159 | 210 | 106 | 104 |
| 14 | 6,706 | 3,333 | 3,373 | 6,478 | 3,219 | 3,259 | 228 | 114 | 114 |
| 10 - 14 | 38,094 | 18,982 | 19,112 | 36,878 | 18,362 | 18,516 | 1,216 | 620 | 596 |
| 15 | 6,043 | 3,032 | 3,011 | 5,876 | 2,944 | 2,932 | 167 | 88 | 79 |
| 16 | 5,966 | 2,850 | 3,116 | 5,756 | 2,756 | 3,000 | 210 | 94 | 116 |
| 17 | 5,112 | 2,481 | 2,631 | 4,942 | 2,406 | 2,536 | 170 | 75 | 95 |
| 18 | 6,739 | 3,111 | 3,628 | 6,531 | 3,016 | 3,515 | 208 | 95 | 113 |
| 19 | 4,540 | 2,046 | 2,494 | 4,339 | 1,958 | 2,381 | 201 | 88 | 113 |
| 15 - 19 | 28,400 | 13,520 | 14,880 | 27,444 | 13,080 | 14,364 | 956 | 440 | 516 |
| 20 | 7,353 | 3,196 | 4,157 | 7,100 | 3,080 | 4,020 | 253 | 116 | 137 |
| 21 | 3,285 | 1,603 | 1,682 | 3,164 | 1,545 | 1,619 | 121 | 58 | 63 |
| 22 | 5,344 | 2,485 | 2,859 | 5,140 | 2,397 | 2,743 | 204 | 88 | 116 |
| 23 | 3,629 | 1,674 | 1,955 | 3,493 | 1,602 | 1,891 | 136 | 72 | 64 |
| 24 | 3,810 | 1,789 | 2,021 | 3,656 | 1,720 | 1,936 | 154 | 69 | 85 |
| 20 - 24 | 23,421 | 10,747 | 12,674 | 22,553 | 10,344 | 12,209 | 868 | 403 | 465 |
| 25 | 5,300 | 2,375 | 2,925 | 5,072 | 2,257 | 2,815 | 228 | 118 | 110 |
| 26 | 3,606 | 1,749 | 1,857 | 3,453 | 1,658 | 1,795 | 153 | 91 | 62 |
| 27 | 3,322 | 1,577 | 1,745 | 3,170 | 1,508 | 1,662 | 152 | 69 | 83 |
| 28 | 5,069 | 2,336 | 2,733 | 4,879 | 2,258 | 2,621 | 190 | 78 | 112 |
| 29 | 2,731 | 1,223 | 1,508 | 2,621 | 1,174 | 1,447 | 110 | 49 | 61 |
| 25 - 29 | 20,028 | 9,260 | 10,768 | 19,195 | 8,855 | 10,340 | 833 | 405 | 428 |
| 30 | 6,512 | 3,023 | 3,489 | 6,289 | 2,922 | 3,367 | 223 | 101 | 122 |
| 31 | 1,669 | 886 | 783 | 1,608 | 848 | 760 | 61 | 38 | 23 |
| 32 | 3,716 | 1,904 | 1,812 | 3,567 | 1,832 | 1,735 | 149 | 72 | 77 |
| 33 | 2,124 | 1,105 | 1,019 | 2,040 | 1,066 | 974 | 84 | 39 | 45 |
| 34 | 2,082 | 1,033 | 1,049 | 1,997 | 987 | 1,010 | 85 | 46 | 39 |
| 30 - 34 | 16,103 | 7,951 | 8,152 | 15,501 | 7,655 | 7,846 | 602 | 296 | 306 |
| 35 | 3,987 | 2,046 | 1,941 | 3,825 | 1,958 | 1,867 | 162 | 88 | 74 |
| 36 | 2,361 | 1,230 | 1,131 | 2,269 | 1,184 | 1,085 | 92 | 46 | 46 |
| 37 | 2,112 | 1,077 | 1,035 | 2,036 | 1,030 | 1,006 | 76 | 47 | 29 |
| 38 | 3,138 | 1,615 | 1,523 | 3,040 | 1,568 | 1,472 | 98 | 47 | 51 |
| 39 | 1,580 | 837 | 743 | 1,528 | 808 | 720 | 52 | 29 | 23 |
| 35 - 39 | 13,178 | 6,805 | 6,373 | 12,698 | 6,548 | 6,150 | 480 | 257 | 223 |

Table 23.3: Mlele District Council: Total Population by Age in Single Year, Five Year Age Groups and Sex and Rural-Urban

| Age | Total | | | Rural | | | Urban | | |
|----------------|--------------|--------------|--------------|--------------|--------------|--------------|------------|------------|------------|
| | Both Sexes | Male | Female | Both Sexes | Male | Female | Both Sexes | Male | Female |
| 40 | 4,225 | 2,043 | 2,182 | 4,106 | 1,986 | 2,120 | 119 | 57 | 62 |
| 41 | 977 | 492 | 485 | 943 | 470 | 473 | 34 | 22 | 12 |
| 42 | 2,155 | 1,222 | 933 | 2,064 | 1,164 | 900 | 91 | 58 | 33 |
| 43 | 1,148 | 603 | 545 | 1,108 | 583 | 525 | 40 | 20 | 20 |
| 44 | 1,251 | 676 | 575 | 1,197 | 649 | 548 | 54 | 27 | 27 |
| 40 - 44 | 9,756 | 5,036 | 4,720 | 9,418 | 4,852 | 4,566 | 338 | 184 | 154 |
| 45 | 2,449 | 1,244 | 1,205 | 2,382 | 1,205 | 1,177 | 67 | 39 | 28 |
| 46 | 1,127 | 612 | 515 | 1,086 | 595 | 491 | 41 | 17 | 24 |
| 47 | 1,052 | 575 | 477 | 1,023 | 557 | 466 | 29 | 18 | 11 |
| 48 | 1,637 | 866 | 771 | 1,583 | 832 | 751 | 54 | 34 | 20 |
| 49 | 893 | 498 | 395 | 850 | 475 | 375 | 43 | 23 | 20 |
| 45 - 49 | 7,158 | 3,795 | 3,363 | 6,924 | 3,664 | 3,260 | 234 | 131 | 103 |
| 50 | 2,835 | 1,359 | 1,476 | 2,757 | 1,322 | 1,435 | 78 | 37 | 41 |
| 51 | 755 | 435 | 320 | 734 | 423 | 311 | 21 | 12 | 9 |
| 52 | 1,325 | 746 | 579 | 1,275 | 721 | 554 | 50 | 25 | 25 |
| 53 | 680 | 387 | 293 | 663 | 377 | 286 | 17 | 10 | 7 |
| 54 | 843 | 483 | 360 | 824 | 473 | 351 | 19 | 10 | 9 |
| 50 - 54 | 6,438 | 3,410 | 3,028 | 6,253 | 3,316 | 2,937 | 185 | 94 | 91 |
| 55 | 1,357 | 643 | 714 | 1,319 | 624 | 695 | 38 | 19 | 19 |
| 56 | 755 | 405 | 350 | 728 | 390 | 338 | 27 | 15 | 12 |
| 57 | 635 | 382 | 253 | 612 | 368 | 244 | 23 | 14 | 9 |
| 58 | 885 | 497 | 388 | 856 | 486 | 370 | 29 | 11 | 18 |
| 59 | 434 | 263 | 171 | 419 | 258 | 161 | 15 | 5 | 10 |
| 55 - 59 | 4,066 | 2,190 | 1,876 | 3,934 | 2,126 | 1,808 | 132 | 64 | 68 |
| 60 | 1,989 | 972 | 1,017 | 1,929 | 955 | 974 | 60 | 17 | 43 |
| 61 | 373 | 202 | 171 | 360 | 196 | 164 | 13 | 6 | 7 |
| 62 | 810 | 446 | 364 | 779 | 434 | 345 | 31 | 12 | 19 |
| 63 | 489 | 271 | 218 | 471 | 262 | 209 | 18 | 9 | 9 |
| 64 | 469 | 298 | 171 | 446 | 284 | 162 | 23 | 14 | 9 |
| 60 - 64 | 4,130 | 2,189 | 1,941 | 3,985 | 2,131 | 1,854 | 145 | 58 | 87 |
| 65 | 927 | 437 | 490 | 894 | 420 | 474 | 33 | 17 | 16 |
| 66 | 282 | 148 | 134 | 275 | 145 | 130 | 7 | 3 | 4 |
| 67 | 434 | 241 | 193 | 422 | 234 | 188 | 12 | 7 | 5 |
| 68 | 505 | 263 | 242 | 492 | 257 | 235 | 13 | 6 | 7 |
| 69 | 226 | 135 | 91 | 219 | 130 | 89 | 7 | 5 | 2 |
| 65 - 69 | 2,374 | 1,224 | 1,150 | 2,302 | 1,186 | 1,116 | 72 | 38 | 34 |
| 70 | 1,173 | 562 | 611 | 1,135 | 544 | 591 | 38 | 18 | 20 |
| 71 | 155 | 90 | 65 | 149 | 86 | 63 | 6 | 4 | 2 |
| 72 | 403 | 239 | 164 | 388 | 232 | 156 | 15 | 7 | 8 |
| 73 | 182 | 107 | 75 | 174 | 104 | 70 | 8 | 3 | 5 |
| 74 | 172 | 104 | 68 | 161 | 97 | 64 | 11 | 7 | 4 |
| 70 - 74 | 2,085 | 1,102 | 983 | 2,007 | 1,063 | 944 | 78 | 39 | 39 |
| 75 | 475 | 252 | 223 | 463 | 244 | 219 | 12 | 8 | 4 |
| 76 | 153 | 96 | 57 | 146 | 92 | 54 | 7 | 4 | 3 |
| 77 | 141 | 88 | 53 | 135 | 85 | 50 | 6 | 3 | 3 |
| 78 | 280 | 166 | 114 | 275 | 165 | 110 | 5 | 1 | 4 |
| 79 | 115 | 70 | 45 | 110 | 68 | 42 | 5 | 2 | 3 |
| 75 - 79 | 1,164 | 672 | 492 | 1,129 | 654 | 475 | 35 | 18 | 17 |
| 80+ | 1,835 | 909 | 926 | 1,757 | 878 | 879 | 78 | 31 | 47 |

Table 24.0: Simiyu Region: Total Population by Age in Single Year, Five Year Age Groups and Sex and Rural-Urban

| Age | Total | | | Rural | | | Urban | | |
|----------------|------------------|----------------|----------------|------------------|----------------|----------------|----------------|---------------|---------------|
| | Both Sexes | Male | Female | Both Sexes | Male | Female | Both Sexes | Male | Female |
| Total | 1,584,157 | 759,891 | 824,266 | 1,473,639 | 707,652 | 765,987 | 110,518 | 52,239 | 58,279 |
| 0 | 58,240 | 29,096 | 29,144 | 54,643 | 27,322 | 27,321 | 3,597 | 1,774 | 1,823 |
| 1 | 58,149 | 29,390 | 28,759 | 54,778 | 27,718 | 27,060 | 3,371 | 1,672 | 1,699 |
| 2 | 66,854 | 33,634 | 33,220 | 63,318 | 31,918 | 31,400 | 3,536 | 1,716 | 1,820 |
| 3 | 65,575 | 32,783 | 32,792 | 62,075 | 31,066 | 31,009 | 3,500 | 1,717 | 1,783 |
| 4 | 66,416 | 33,029 | 33,387 | 62,989 | 31,333 | 31,656 | 3,427 | 1,696 | 1,731 |
| 0 - 4 | 315,234 | 157,932 | 157,302 | 297,803 | 149,357 | 148,446 | 17,431 | 8,575 | 8,856 |
| 5 | 59,401 | 30,366 | 29,035 | 56,133 | 28,716 | 27,417 | 3,268 | 1,650 | 1,618 |
| 6 | 60,266 | 30,170 | 30,096 | 56,989 | 28,557 | 28,432 | 3,277 | 1,613 | 1,664 |
| 7 | 57,284 | 29,060 | 28,224 | 53,933 | 27,384 | 26,549 | 3,351 | 1,676 | 1,675 |
| 8 | 52,377 | 26,013 | 26,364 | 49,538 | 24,672 | 24,866 | 2,839 | 1,341 | 1,498 |
| 9 | 44,839 | 22,211 | 22,628 | 42,160 | 20,917 | 21,243 | 2,679 | 1,294 | 1,385 |
| 5 - 9 | 274,167 | 137,820 | 136,347 | 258,753 | 130,246 | 128,507 | 15,414 | 7,574 | 7,840 |
| 10 | 56,141 | 28,016 | 28,125 | 52,924 | 26,462 | 26,462 | 3,217 | 1,554 | 1,663 |
| 11 | 35,241 | 17,346 | 17,895 | 32,847 | 16,233 | 16,614 | 2,394 | 1,113 | 1,281 |
| 12 | 54,995 | 27,921 | 27,074 | 51,641 | 26,321 | 25,320 | 3,354 | 1,600 | 1,754 |
| 13 | 37,195 | 18,543 | 18,652 | 34,822 | 17,455 | 17,367 | 2,373 | 1,088 | 1,285 |
| 14 | 39,594 | 19,400 | 20,194 | 37,086 | 18,260 | 18,826 | 2,508 | 1,140 | 1,368 |
| 10 - 14 | 223,166 | 111,226 | 111,940 | 209,320 | 104,731 | 104,589 | 13,846 | 6,495 | 7,351 |
| 15 | 36,979 | 18,398 | 18,581 | 34,443 | 17,196 | 17,247 | 2,536 | 1,202 | 1,334 |
| 16 | 35,098 | 17,183 | 17,915 | 32,430 | 15,937 | 16,493 | 2,668 | 1,246 | 1,422 |
| 17 | 30,444 | 14,801 | 15,643 | 27,953 | 13,642 | 14,311 | 2,491 | 1,159 | 1,332 |
| 18 | 39,238 | 18,084 | 21,154 | 36,079 | 16,603 | 19,476 | 3,159 | 1,481 | 1,678 |
| 19 | 25,089 | 11,292 | 13,797 | 22,844 | 10,268 | 12,576 | 2,245 | 1,024 | 1,221 |
| 15 - 19 | 166,848 | 79,758 | 87,090 | 153,749 | 73,646 | 80,103 | 13,099 | 6,112 | 6,987 |
| 20 | 41,815 | 17,816 | 23,999 | 38,634 | 16,399 | 22,235 | 3,181 | 1,417 | 1,764 |
| 21 | 20,109 | 9,281 | 10,828 | 18,263 | 8,402 | 9,861 | 1,846 | 879 | 967 |
| 22 | 28,298 | 12,890 | 15,408 | 25,908 | 11,818 | 14,090 | 2,390 | 1,072 | 1,318 |
| 23 | 17,712 | 7,972 | 9,740 | 16,093 | 7,263 | 8,830 | 1,619 | 709 | 910 |
| 24 | 21,490 | 9,316 | 12,174 | 19,588 | 8,521 | 11,067 | 1,902 | 795 | 1,107 |
| 20 - 24 | 129,424 | 57,275 | 72,149 | 118,486 | 52,403 | 66,083 | 10,938 | 4,872 | 6,066 |
| 25 | 24,520 | 10,562 | 13,958 | 22,332 | 9,658 | 12,674 | 2,188 | 904 | 1,284 |
| 26 | 18,232 | 8,239 | 9,993 | 16,613 | 7,519 | 9,094 | 1,619 | 720 | 899 |
| 27 | 13,799 | 6,057 | 7,742 | 12,391 | 5,446 | 6,945 | 1,408 | 611 | 797 |
| 28 | 26,544 | 11,022 | 15,522 | 24,269 | 10,033 | 14,236 | 2,275 | 989 | 1,286 |
| 29 | 12,717 | 5,250 | 7,467 | 11,512 | 4,745 | 6,767 | 1,205 | 505 | 700 |
| 25 - 29 | 95,812 | 41,130 | 54,682 | 87,117 | 37,401 | 49,716 | 8,695 | 3,729 | 4,966 |
| 30 | 32,237 | 13,405 | 18,832 | 29,400 | 12,131 | 17,269 | 2,837 | 1,274 | 1,563 |
| 31 | 8,436 | 3,852 | 4,584 | 7,586 | 3,472 | 4,114 | 850 | 380 | 470 |
| 32 | 18,365 | 8,177 | 10,188 | 16,538 | 7,343 | 9,195 | 1,827 | 834 | 993 |
| 33 | 9,912 | 4,638 | 5,274 | 8,842 | 4,122 | 4,720 | 1,070 | 516 | 554 |
| 34 | 10,817 | 5,034 | 5,783 | 9,681 | 4,514 | 5,167 | 1,136 | 520 | 616 |
| 30 - 34 | 79,767 | 35,106 | 44,661 | 72,047 | 31,582 | 40,465 | 7,720 | 3,524 | 4,196 |
| 35 | 18,298 | 8,286 | 10,012 | 16,580 | 7,412 | 9,168 | 1,718 | 874 | 844 |
| 36 | 12,076 | 5,450 | 6,626 | 10,960 | 4,928 | 6,032 | 1,116 | 522 | 594 |
| 37 | 9,965 | 4,432 | 5,533 | 8,956 | 3,971 | 4,985 | 1,009 | 461 | 548 |
| 38 | 20,046 | 8,523 | 11,523 | 18,530 | 7,841 | 10,689 | 1,516 | 682 | 834 |
| 39 | 8,893 | 3,939 | 4,954 | 8,071 | 3,549 | 4,522 | 822 | 390 | 432 |
| 35 - 39 | 69,278 | 30,630 | 38,648 | 63,097 | 27,701 | 35,396 | 6,181 | 2,929 | 3,252 |

Table 24.0: Simiyu Region: Total Population by Age in Single Year, Five Year Age Groups and Sex and Rural-Urban

| Age | Total | | | Rural | | | Urban | | |
|----------------|---------------|---------------|---------------|---------------|---------------|---------------|--------------|--------------|--------------|
| | Both Sexes | Male | Female | Both Sexes | Male | Female | Both Sexes | Male | Female |
| 40 | 25,875 | 11,366 | 14,509 | 23,885 | 10,363 | 13,522 | 1,990 | 1,003 | 987 |
| 41 | 5,595 | 2,707 | 2,888 | 5,066 | 2,437 | 2,629 | 529 | 270 | 259 |
| 42 | 12,636 | 6,199 | 6,437 | 11,539 | 5,638 | 5,901 | 1,097 | 561 | 536 |
| 43 | 6,022 | 2,854 | 3,168 | 5,387 | 2,547 | 2,840 | 635 | 307 | 328 |
| 44 | 7,142 | 3,643 | 3,499 | 6,486 | 3,307 | 3,179 | 656 | 336 | 320 |
| 40 - 44 | 57,270 | 26,769 | 30,501 | 52,363 | 24,292 | 28,071 | 4,907 | 2,477 | 2,430 |
| 45 | 12,593 | 5,940 | 6,653 | 11,600 | 5,439 | 6,161 | 993 | 501 | 492 |
| 46 | 6,720 | 3,372 | 3,348 | 6,177 | 3,085 | 3,092 | 543 | 287 | 256 |
| 47 | 5,347 | 2,763 | 2,584 | 4,828 | 2,491 | 2,337 | 519 | 272 | 247 |
| 48 | 10,554 | 5,013 | 5,541 | 9,791 | 4,612 | 5,179 | 763 | 401 | 362 |
| 49 | 5,523 | 2,813 | 2,710 | 4,995 | 2,531 | 2,464 | 528 | 282 | 246 |
| 45 - 49 | 40,737 | 19,901 | 20,836 | 37,391 | 18,158 | 19,233 | 3,346 | 1,743 | 1,603 |
| 50 | 15,601 | 6,859 | 8,742 | 14,569 | 6,374 | 8,195 | 1,032 | 485 | 547 |
| 51 | 6,466 | 3,247 | 3,219 | 5,992 | 3,025 | 2,967 | 474 | 222 | 252 |
| 52 | 6,780 | 3,356 | 3,424 | 6,275 | 3,079 | 3,196 | 505 | 277 | 228 |
| 53 | 3,507 | 1,728 | 1,779 | 3,162 | 1,552 | 1,610 | 345 | 176 | 169 |
| 54 | 4,838 | 2,357 | 2,481 | 4,390 | 2,146 | 2,244 | 448 | 211 | 237 |
| 50 - 54 | 37,192 | 17,547 | 19,645 | 34,388 | 16,176 | 18,212 | 2,804 | 1,371 | 1,433 |
| 55 | 6,170 | 2,868 | 3,302 | 5,738 | 2,660 | 3,078 | 432 | 208 | 224 |
| 56 | 4,111 | 1,967 | 2,144 | 3,797 | 1,816 | 1,981 | 314 | 151 | 163 |
| 57 | 2,737 | 1,327 | 1,410 | 2,508 | 1,225 | 1,283 | 229 | 102 | 127 |
| 58 | 5,723 | 2,749 | 2,974 | 5,308 | 2,535 | 2,773 | 415 | 214 | 201 |
| 59 | 2,142 | 1,111 | 1,031 | 1,963 | 1,024 | 939 | 179 | 87 | 92 |
| 55 - 59 | 20,883 | 10,022 | 10,861 | 19,314 | 9,260 | 10,054 | 1,569 | 762 | 807 |
| 60 | 10,610 | 4,843 | 5,767 | 9,924 | 4,533 | 5,391 | 686 | 310 | 376 |
| 61 | 2,172 | 1,137 | 1,035 | 2,031 | 1,054 | 977 | 141 | 83 | 58 |
| 62 | 4,382 | 2,199 | 2,183 | 4,064 | 2,016 | 2,048 | 318 | 183 | 135 |
| 63 | 4,050 | 1,940 | 2,110 | 3,799 | 1,825 | 1,974 | 251 | 115 | 136 |
| 64 | 2,594 | 1,321 | 1,273 | 2,393 | 1,218 | 1,175 | 201 | 103 | 98 |
| 60 - 64 | 23,808 | 11,440 | 12,368 | 22,211 | 10,646 | 11,565 | 1,597 | 794 | 803 |
| 65 | 5,302 | 2,300 | 3,002 | 4,981 | 2,155 | 2,826 | 321 | 145 | 176 |
| 66 | 1,692 | 903 | 789 | 1,562 | 829 | 733 | 130 | 74 | 56 |
| 67 | 2,457 | 1,245 | 1,212 | 2,289 | 1,179 | 1,110 | 168 | 66 | 102 |
| 68 | 3,544 | 1,636 | 1,908 | 3,366 | 1,551 | 1,815 | 178 | 85 | 93 |
| 69 | 1,327 | 598 | 729 | 1,239 | 557 | 682 | 88 | 41 | 47 |
| 65 - 69 | 14,322 | 6,682 | 7,640 | 13,437 | 6,271 | 7,166 | 885 | 411 | 474 |
| 70 | 7,628 | 3,374 | 4,254 | 7,208 | 3,219 | 3,989 | 420 | 155 | 265 |
| 71 | 932 | 446 | 486 | 878 | 414 | 464 | 54 | 32 | 22 |
| 72 | 2,653 | 1,264 | 1,389 | 2,506 | 1,190 | 1,316 | 147 | 74 | 73 |
| 73 | 1,256 | 624 | 632 | 1,164 | 578 | 586 | 92 | 46 | 46 |
| 74 | 1,203 | 595 | 608 | 1,112 | 553 | 559 | 91 | 42 | 49 |
| 70 - 74 | 13,672 | 6,303 | 7,369 | 12,868 | 5,954 | 6,914 | 804 | 349 | 455 |
| 75 | 2,996 | 1,339 | 1,657 | 2,835 | 1,270 | 1,565 | 161 | 69 | 92 |
| 76 | 1,408 | 704 | 704 | 1,320 | 664 | 656 | 88 | 40 | 48 |
| 77 | 1,009 | 549 | 460 | 951 | 517 | 434 | 58 | 32 | 26 |
| 78 | 2,294 | 1,076 | 1,218 | 2,187 | 1,034 | 1,153 | 107 | 42 | 65 |
| 79 | 915 | 485 | 430 | 854 | 451 | 403 | 61 | 34 | 27 |
| 75 - 79 | 8,622 | 4,153 | 4,469 | 8,147 | 3,936 | 4,211 | 475 | 217 | 258 |
| 80+ | 13,955 | 6,197 | 7,758 | 13,148 | 5,892 | 7,256 | 807 | 305 | 502 |

Table 24.1: Bariadi District Council: Total Population by Age in Single Year, Five Year Age Groups and Sex and Rural-Urban

| Age | Total | | | Rural | | | Urban | | |
|----------------|----------------|----------------|----------------|----------------|----------------|----------------|---------------|---------------|---------------|
| | Both Sexes | Male | Female | Both Sexes | Male | Female | Both Sexes | Male | Female |
| Total | 422,916 | 201,718 | 221,198 | 376,336 | 179,948 | 196,388 | 46,580 | 21,770 | 24,810 |
| 0 | 16,533 | 8,268 | 8,265 | 14,911 | 7,477 | 7,434 | 1,622 | 791 | 831 |
| 1 | 15,635 | 7,887 | 7,748 | 14,160 | 7,168 | 6,992 | 1,475 | 719 | 756 |
| 2 | 18,514 | 9,375 | 9,139 | 16,921 | 8,628 | 8,293 | 1,593 | 747 | 846 |
| 3 | 17,932 | 8,968 | 8,964 | 16,386 | 8,200 | 8,186 | 1,546 | 768 | 778 |
| 4 | 18,498 | 9,090 | 9,408 | 17,001 | 8,366 | 8,635 | 1,497 | 724 | 773 |
| 0 - 4 | 87,112 | 43,588 | 43,524 | 79,379 | 39,839 | 39,540 | 7,733 | 3,749 | 3,984 |
| 5 | 16,237 | 8,206 | 8,031 | 14,816 | 7,491 | 7,325 | 1,421 | 715 | 706 |
| 6 | 16,451 | 8,089 | 8,362 | 15,042 | 7,394 | 7,648 | 1,409 | 695 | 714 |
| 7 | 15,396 | 7,740 | 7,656 | 13,943 | 7,022 | 6,921 | 1,453 | 718 | 735 |
| 8 | 14,419 | 7,150 | 7,269 | 13,227 | 6,592 | 6,635 | 1,192 | 558 | 634 |
| 9 | 11,769 | 5,927 | 5,842 | 10,561 | 5,318 | 5,243 | 1,208 | 609 | 599 |
| 5 - 9 | 74,272 | 37,112 | 37,160 | 67,589 | 33,817 | 33,772 | 6,683 | 3,295 | 3,388 |
| 10 | 15,468 | 7,803 | 7,665 | 14,056 | 7,160 | 6,896 | 1,412 | 643 | 769 |
| 11 | 9,098 | 4,469 | 4,629 | 8,110 | 4,023 | 4,087 | 988 | 446 | 542 |
| 12 | 14,965 | 7,549 | 7,416 | 13,513 | 6,869 | 6,644 | 1,452 | 680 | 772 |
| 13 | 9,822 | 4,894 | 4,928 | 8,812 | 4,418 | 4,394 | 1,010 | 476 | 534 |
| 14 | 9,989 | 4,801 | 5,188 | 8,921 | 4,329 | 4,592 | 1,068 | 472 | 596 |
| 10 - 14 | 59,342 | 29,516 | 29,826 | 53,412 | 26,799 | 26,613 | 5,930 | 2,717 | 3,213 |
| 15 | 10,246 | 5,047 | 5,199 | 9,141 | 4,513 | 4,628 | 1,105 | 534 | 571 |
| 16 | 9,326 | 4,532 | 4,794 | 8,205 | 4,030 | 4,175 | 1,121 | 502 | 619 |
| 17 | 8,070 | 3,939 | 4,131 | 6,943 | 3,429 | 3,514 | 1,127 | 510 | 617 |
| 18 | 10,932 | 4,992 | 5,940 | 9,587 | 4,397 | 5,190 | 1,345 | 595 | 750 |
| 19 | 6,683 | 3,006 | 3,677 | 5,733 | 2,572 | 3,161 | 950 | 434 | 516 |
| 15 - 19 | 45,257 | 21,516 | 23,741 | 39,609 | 18,941 | 20,668 | 5,648 | 2,575 | 3,073 |
| 20 | 11,857 | 4,981 | 6,876 | 10,527 | 4,389 | 6,138 | 1,330 | 592 | 738 |
| 21 | 5,077 | 2,379 | 2,698 | 4,295 | 1,991 | 2,304 | 782 | 388 | 394 |
| 22 | 7,521 | 3,351 | 4,170 | 6,579 | 2,928 | 3,651 | 942 | 423 | 519 |
| 23 | 4,498 | 1,995 | 2,503 | 3,805 | 1,693 | 2,112 | 693 | 302 | 391 |
| 24 | 5,667 | 2,377 | 3,290 | 4,876 | 2,048 | 2,828 | 791 | 329 | 462 |
| 20 - 24 | 34,620 | 15,083 | 19,537 | 30,082 | 13,049 | 17,033 | 4,538 | 2,034 | 2,504 |
| 25 | 6,926 | 2,884 | 4,042 | 5,985 | 2,490 | 3,495 | 941 | 394 | 547 |
| 26 | 4,775 | 2,140 | 2,635 | 4,149 | 1,865 | 2,284 | 626 | 275 | 351 |
| 27 | 3,564 | 1,519 | 2,045 | 3,014 | 1,294 | 1,720 | 550 | 225 | 325 |
| 28 | 7,206 | 2,922 | 4,284 | 6,269 | 2,539 | 3,730 | 937 | 383 | 554 |
| 29 | 3,119 | 1,292 | 1,827 | 2,625 | 1,080 | 1,545 | 494 | 212 | 282 |
| 25 - 29 | 25,590 | 10,757 | 14,833 | 22,042 | 9,268 | 12,774 | 3,548 | 1,489 | 2,059 |
| 30 | 8,940 | 3,678 | 5,262 | 7,816 | 3,186 | 4,630 | 1,124 | 492 | 632 |
| 31 | 2,031 | 936 | 1,095 | 1,714 | 791 | 923 | 317 | 145 | 172 |
| 32 | 4,757 | 2,126 | 2,631 | 4,038 | 1,813 | 2,225 | 719 | 313 | 406 |
| 33 | 2,442 | 1,113 | 1,329 | 2,022 | 907 | 1,115 | 420 | 206 | 214 |
| 34 | 2,724 | 1,243 | 1,481 | 2,252 | 1,027 | 1,225 | 472 | 216 | 256 |
| 30 - 34 | 20,894 | 9,096 | 11,798 | 17,842 | 7,724 | 10,118 | 3,052 | 1,372 | 1,680 |
| 35 | 4,892 | 2,175 | 2,717 | 4,200 | 1,827 | 2,373 | 692 | 348 | 344 |
| 36 | 3,138 | 1,419 | 1,719 | 2,691 | 1,204 | 1,487 | 447 | 215 | 232 |
| 37 | 2,386 | 1,028 | 1,358 | 2,005 | 855 | 1,150 | 381 | 173 | 208 |
| 38 | 5,292 | 2,204 | 3,088 | 4,716 | 1,951 | 2,765 | 576 | 253 | 323 |
| 39 | 2,085 | 923 | 1,162 | 1,750 | 773 | 977 | 335 | 150 | 185 |
| 35 - 39 | 17,793 | 7,749 | 10,044 | 15,362 | 6,610 | 8,752 | 2,431 | 1,139 | 1,292 |

Table 24.1: Bariadi District Council: Total Population by Age in Single Year, Five Year Age Groups and Sex and Rural-Urban

| Age | Total | | | Rural | | | Urban | | |
|----------------|---------------|--------------|--------------|---------------|--------------|--------------|--------------|------------|--------------|
| | Both Sexes | Male | Female | Both Sexes | Male | Female | Both Sexes | Male | Female |
| 40 | 6,921 | 2,963 | 3,958 | 6,111 | 2,562 | 3,549 | 810 | 401 | 409 |
| 41 | 1,389 | 663 | 726 | 1,164 | 552 | 612 | 225 | 111 | 114 |
| 42 | 3,227 | 1,601 | 1,626 | 2,789 | 1,389 | 1,400 | 438 | 212 | 226 |
| 43 | 1,397 | 654 | 743 | 1,157 | 539 | 618 | 240 | 115 | 125 |
| 44 | 1,723 | 838 | 885 | 1,489 | 730 | 759 | 234 | 108 | 126 |
| 40 - 44 | 14,657 | 6,719 | 7,938 | 12,710 | 5,772 | 6,938 | 1,947 | 947 | 1,000 |
| 45 | 3,311 | 1,557 | 1,754 | 2,883 | 1,348 | 1,535 | 428 | 209 | 219 |
| 46 | 1,730 | 868 | 862 | 1,494 | 743 | 751 | 236 | 125 | 111 |
| 47 | 1,294 | 658 | 636 | 1,079 | 541 | 538 | 215 | 117 | 98 |
| 48 | 2,746 | 1,291 | 1,455 | 2,439 | 1,130 | 1,309 | 307 | 161 | 146 |
| 49 | 1,353 | 715 | 638 | 1,136 | 595 | 541 | 217 | 120 | 97 |
| 45 - 49 | 10,434 | 5,089 | 5,345 | 9,031 | 4,357 | 4,674 | 1,403 | 732 | 671 |
| 50 | 4,139 | 1,806 | 2,333 | 3,701 | 1,605 | 2,096 | 438 | 201 | 237 |
| 51 | 1,805 | 869 | 936 | 1,597 | 775 | 822 | 208 | 94 | 114 |
| 52 | 1,653 | 824 | 829 | 1,462 | 725 | 737 | 191 | 99 | 92 |
| 53 | 885 | 420 | 465 | 733 | 343 | 390 | 152 | 77 | 75 |
| 54 | 1,268 | 625 | 643 | 1,078 | 532 | 546 | 190 | 93 | 97 |
| 50 - 54 | 9,750 | 4,544 | 5,206 | 8,571 | 3,980 | 4,591 | 1,179 | 564 | 615 |
| 55 | 1,650 | 779 | 871 | 1,454 | 686 | 768 | 196 | 93 | 103 |
| 56 | 1,094 | 511 | 583 | 957 | 449 | 508 | 137 | 62 | 75 |
| 57 | 645 | 299 | 346 | 549 | 255 | 294 | 96 | 44 | 52 |
| 58 | 1,437 | 737 | 700 | 1,267 | 645 | 622 | 170 | 92 | 78 |
| 59 | 504 | 267 | 237 | 435 | 234 | 201 | 69 | 33 | 36 |
| 55 - 59 | 5,330 | 2,593 | 2,737 | 4,662 | 2,269 | 2,393 | 668 | 324 | 344 |
| 60 | 2,705 | 1,276 | 1,429 | 2,464 | 1,164 | 1,300 | 241 | 112 | 129 |
| 61 | 528 | 274 | 254 | 461 | 235 | 226 | 67 | 39 | 28 |
| 62 | 1,073 | 523 | 550 | 939 | 452 | 487 | 134 | 71 | 63 |
| 63 | 1,046 | 470 | 576 | 931 | 415 | 516 | 115 | 55 | 60 |
| 64 | 565 | 290 | 275 | 491 | 249 | 242 | 74 | 41 | 33 |
| 60 - 64 | 5,917 | 2,833 | 3,084 | 5,286 | 2,515 | 2,771 | 631 | 318 | 313 |
| 65 | 1,406 | 643 | 763 | 1,275 | 577 | 698 | 131 | 66 | 65 |
| 66 | 415 | 216 | 199 | 366 | 190 | 176 | 49 | 26 | 23 |
| 67 | 608 | 302 | 306 | 528 | 277 | 251 | 80 | 25 | 55 |
| 68 | 824 | 389 | 435 | 748 | 352 | 396 | 76 | 37 | 39 |
| 69 | 270 | 122 | 148 | 240 | 104 | 136 | 30 | 18 | 12 |
| 65 - 69 | 3,523 | 1,672 | 1,851 | 3,157 | 1,500 | 1,657 | 366 | 172 | 194 |
| 70 | 1,850 | 780 | 1,070 | 1,672 | 712 | 960 | 178 | 68 | 110 |
| 71 | 221 | 109 | 112 | 201 | 95 | 106 | 20 | 14 | 6 |
| 72 | 584 | 284 | 300 | 525 | 254 | 271 | 59 | 30 | 29 |
| 73 | 287 | 145 | 142 | 248 | 127 | 121 | 39 | 18 | 21 |
| 74 | 258 | 113 | 145 | 223 | 96 | 127 | 35 | 17 | 18 |
| 70 - 74 | 3,200 | 1,431 | 1,769 | 2,869 | 1,284 | 1,585 | 331 | 147 | 184 |
| 75 | 729 | 326 | 403 | 650 | 292 | 358 | 79 | 34 | 45 |
| 76 | 320 | 165 | 155 | 287 | 150 | 137 | 33 | 15 | 18 |
| 77 | 220 | 113 | 107 | 203 | 104 | 99 | 17 | 9 | 8 |
| 78 | 505 | 231 | 274 | 468 | 220 | 248 | 37 | 11 | 26 |
| 79 | 183 | 105 | 78 | 159 | 89 | 70 | 24 | 16 | 8 |
| 75 - 79 | 1,957 | 940 | 1,017 | 1,767 | 855 | 912 | 190 | 85 | 105 |
| 80+ | 3,268 | 1,480 | 1,788 | 2,966 | 1,369 | 1,597 | 302 | 111 | 191 |

Table 24.2: Itilima District Council: Total Population by Age in Single Year, Five Year Age Groups and Sex and Rural-Urban

| Age | Total | | | Rural | | | Urban | | |
|----------------|----------------|----------------|----------------|----------------|----------------|----------------|--------------|--------------|--------------|
| | Both Sexes | Male | Female | Both Sexes | Male | Female | Both Sexes | Male | Female |
| Total | 313,900 | 148,502 | 165,398 | 308,865 | 146,092 | 162,773 | 5,035 | 2,410 | 2,625 |
| 0 | 10,851 | 5,422 | 5,429 | 10,666 | 5,333 | 5,333 | 185 | 89 | 96 |
| 1 | 11,934 | 6,114 | 5,820 | 11,770 | 6,030 | 5,740 | 164 | 84 | 80 |
| 2 | 14,248 | 7,123 | 7,125 | 14,062 | 7,037 | 7,025 | 186 | 86 | 100 |
| 3 | 13,771 | 6,803 | 6,968 | 13,612 | 6,729 | 6,883 | 159 | 74 | 85 |
| 4 | 13,931 | 6,996 | 6,935 | 13,747 | 6,899 | 6,848 | 184 | 97 | 87 |
| 0 - 4 | 64,735 | 32,458 | 32,277 | 63,857 | 32,028 | 31,829 | 878 | 430 | 448 |
| 5 | 12,071 | 6,171 | 5,900 | 11,919 | 6,096 | 5,823 | 152 | 75 | 77 |
| 6 | 12,703 | 6,445 | 6,258 | 12,560 | 6,366 | 6,194 | 143 | 79 | 64 |
| 7 | 11,772 | 5,970 | 5,802 | 11,585 | 5,875 | 5,710 | 187 | 95 | 92 |
| 8 | 11,324 | 5,674 | 5,650 | 11,160 | 5,586 | 5,574 | 164 | 88 | 76 |
| 9 | 8,939 | 4,426 | 4,513 | 8,817 | 4,361 | 4,456 | 122 | 65 | 57 |
| 5 - 9 | 56,809 | 28,686 | 28,123 | 56,041 | 28,284 | 27,757 | 768 | 402 | 366 |
| 10 | 11,930 | 5,925 | 6,005 | 11,764 | 5,835 | 5,929 | 166 | 90 | 76 |
| 11 | 6,928 | 3,399 | 3,529 | 6,826 | 3,348 | 3,478 | 102 | 51 | 51 |
| 12 | 11,540 | 5,831 | 5,709 | 11,361 | 5,740 | 5,621 | 179 | 91 | 88 |
| 13 | 7,373 | 3,616 | 3,757 | 7,261 | 3,566 | 3,695 | 112 | 50 | 62 |
| 14 | 8,040 | 3,984 | 4,056 | 7,903 | 3,920 | 3,983 | 137 | 64 | 73 |
| 10 - 14 | 45,811 | 22,755 | 23,056 | 45,115 | 22,409 | 22,706 | 696 | 346 | 350 |
| 15 | 7,326 | 3,601 | 3,725 | 7,217 | 3,549 | 3,668 | 109 | 52 | 57 |
| 16 | 6,904 | 3,311 | 3,593 | 6,775 | 3,245 | 3,530 | 129 | 66 | 63 |
| 17 | 5,596 | 2,679 | 2,917 | 5,492 | 2,630 | 2,862 | 104 | 49 | 55 |
| 18 | 7,927 | 3,512 | 4,415 | 7,773 | 3,431 | 4,342 | 154 | 81 | 73 |
| 19 | 4,703 | 1,977 | 2,726 | 4,604 | 1,934 | 2,670 | 99 | 43 | 56 |
| 15 - 19 | 32,456 | 15,080 | 17,376 | 31,861 | 14,789 | 17,072 | 595 | 291 | 304 |
| 20 | 8,360 | 3,361 | 4,999 | 8,238 | 3,307 | 4,931 | 122 | 54 | 68 |
| 21 | 3,476 | 1,536 | 1,940 | 3,407 | 1,506 | 1,901 | 69 | 30 | 39 |
| 22 | 5,206 | 2,203 | 3,003 | 5,120 | 2,165 | 2,955 | 86 | 38 | 48 |
| 23 | 3,207 | 1,350 | 1,857 | 3,132 | 1,320 | 1,812 | 75 | 30 | 45 |
| 24 | 3,914 | 1,662 | 2,252 | 3,846 | 1,630 | 2,216 | 68 | 32 | 36 |
| 20 - 24 | 24,163 | 10,112 | 14,051 | 23,743 | 9,928 | 13,815 | 420 | 184 | 236 |
| 25 | 4,694 | 1,919 | 2,775 | 4,602 | 1,878 | 2,724 | 92 | 41 | 51 |
| 26 | 3,393 | 1,455 | 1,938 | 3,324 | 1,419 | 1,905 | 69 | 36 | 33 |
| 27 | 2,578 | 1,117 | 1,461 | 2,519 | 1,094 | 1,425 | 59 | 23 | 36 |
| 28 | 5,204 | 2,021 | 3,183 | 5,124 | 1,986 | 3,138 | 80 | 35 | 45 |
| 29 | 2,283 | 908 | 1,375 | 2,245 | 893 | 1,352 | 38 | 15 | 23 |
| 25 - 29 | 18,152 | 7,420 | 10,732 | 17,814 | 7,270 | 10,544 | 338 | 150 | 188 |
| 30 | 6,352 | 2,504 | 3,848 | 6,241 | 2,460 | 3,781 | 111 | 44 | 67 |
| 31 | 1,385 | 610 | 775 | 1,354 | 599 | 755 | 31 | 11 | 20 |
| 32 | 3,270 | 1,406 | 1,864 | 3,212 | 1,386 | 1,826 | 58 | 20 | 38 |
| 33 | 1,559 | 743 | 816 | 1,513 | 723 | 790 | 46 | 20 | 26 |
| 34 | 1,817 | 800 | 1,017 | 1,786 | 790 | 996 | 31 | 10 | 21 |
| 30 - 34 | 14,383 | 6,063 | 8,320 | 14,106 | 5,958 | 8,148 | 277 | 105 | 172 |
| 35 | 3,495 | 1,500 | 1,995 | 3,420 | 1,460 | 1,960 | 75 | 40 | 35 |
| 36 | 2,195 | 966 | 1,229 | 2,149 | 942 | 1,207 | 46 | 24 | 22 |
| 37 | 1,693 | 687 | 1,006 | 1,656 | 677 | 979 | 37 | 10 | 27 |
| 38 | 3,915 | 1,637 | 2,278 | 3,851 | 1,605 | 2,246 | 64 | 32 | 32 |
| 39 | 1,593 | 677 | 916 | 1,564 | 667 | 897 | 29 | 10 | 19 |
| 35 - 39 | 12,891 | 5,467 | 7,424 | 12,640 | 5,351 | 7,289 | 251 | 116 | 135 |

Table 24.2: Itilima District Council: Total Population by Age in Single Year, Five Year Age Groups and Sex and Rural-Urban

| Age | Total | | | Rural | | | Urban | | |
|----------------|---------------|--------------|--------------|---------------|--------------|--------------|------------|------------|------------|
| | Both Sexes | Male | Female | Both Sexes | Male | Female | Both Sexes | Male | Female |
| 40 | 5,189 | 2,186 | 3,003 | 5,105 | 2,143 | 2,962 | 84 | 43 | 41 |
| 41 | 1,017 | 510 | 507 | 993 | 499 | 494 | 24 | 11 | 13 |
| 42 | 2,422 | 1,145 | 1,277 | 2,381 | 1,124 | 1,257 | 41 | 21 | 20 |
| 43 | 1,075 | 507 | 568 | 1,050 | 494 | 556 | 25 | 13 | 12 |
| 44 | 1,221 | 637 | 584 | 1,180 | 618 | 562 | 41 | 19 | 22 |
| 40 - 44 | 10,924 | 4,985 | 5,939 | 10,709 | 4,878 | 5,831 | 215 | 107 | 108 |
| 45 | 2,573 | 1,170 | 1,403 | 2,530 | 1,151 | 1,379 | 43 | 19 | 24 |
| 46 | 1,228 | 628 | 600 | 1,201 | 611 | 590 | 27 | 17 | 10 |
| 47 | 941 | 466 | 475 | 917 | 452 | 465 | 24 | 14 | 10 |
| 48 | 2,053 | 933 | 1,120 | 2,012 | 909 | 1,103 | 41 | 24 | 17 |
| 49 | 966 | 464 | 502 | 946 | 452 | 494 | 20 | 12 | 8 |
| 45 - 49 | 7,761 | 3,661 | 4,100 | 7,606 | 3,575 | 4,031 | 155 | 86 | 69 |
| 50 | 3,126 | 1,294 | 1,832 | 3,072 | 1,270 | 1,802 | 54 | 24 | 30 |
| 51 | 1,143 | 572 | 571 | 1,124 | 567 | 557 | 19 | 5 | 14 |
| 52 | 1,323 | 617 | 706 | 1,299 | 605 | 694 | 24 | 12 | 12 |
| 53 | 618 | 290 | 328 | 598 | 283 | 315 | 20 | 7 | 13 |
| 54 | 882 | 426 | 456 | 859 | 416 | 443 | 23 | 10 | 13 |
| 50 - 54 | 7,092 | 3,199 | 3,893 | 6,952 | 3,141 | 3,811 | 140 | 58 | 82 |
| 55 | 1,201 | 553 | 648 | 1,187 | 548 | 639 | 14 | 5 | 9 |
| 56 | 800 | 377 | 423 | 784 | 368 | 416 | 16 | 9 | 7 |
| 57 | 503 | 240 | 263 | 488 | 236 | 252 | 15 | 4 | 11 |
| 58 | 1,183 | 535 | 648 | 1,157 | 520 | 637 | 26 | 15 | 11 |
| 59 | 376 | 183 | 193 | 368 | 180 | 188 | 8 | 3 | 5 |
| 55 - 59 | 4,063 | 1,888 | 2,175 | 3,984 | 1,852 | 2,132 | 79 | 36 | 43 |
| 60 | 2,256 | 985 | 1,271 | 2,208 | 964 | 1,244 | 48 | 21 | 27 |
| 61 | 396 | 207 | 189 | 391 | 204 | 187 | 5 | 3 | 2 |
| 62 | 821 | 392 | 429 | 808 | 384 | 424 | 13 | 8 | 5 |
| 63 | 710 | 337 | 373 | 703 | 332 | 371 | 7 | 5 | 2 |
| 64 | 473 | 243 | 230 | 466 | 238 | 228 | 7 | 5 | 2 |
| 60 - 64 | 4,656 | 2,164 | 2,492 | 4,576 | 2,122 | 2,454 | 80 | 42 | 38 |
| 65 | 1,146 | 478 | 668 | 1,128 | 471 | 657 | 18 | 7 | 11 |
| 66 | 338 | 179 | 159 | 336 | 178 | 158 | 2 | 1 | 1 |
| 67 | 444 | 231 | 213 | 439 | 229 | 210 | 5 | 2 | 3 |
| 68 | 741 | 347 | 394 | 736 | 346 | 390 | 5 | 1 | 4 |
| 69 | 230 | 104 | 126 | 227 | 102 | 125 | 3 | 2 | 1 |
| 65 - 69 | 2,899 | 1,339 | 1,560 | 2,866 | 1,326 | 1,540 | 33 | 13 | 20 |
| 70 | 1,553 | 679 | 874 | 1,530 | 672 | 858 | 23 | 7 | 16 |
| 71 | 174 | 76 | 98 | 170 | 74 | 96 | 4 | 2 | 2 |
| 72 | 577 | 272 | 305 | 567 | 266 | 301 | 10 | 6 | 4 |
| 73 | 227 | 110 | 117 | 222 | 108 | 114 | 5 | 2 | 3 |
| 74 | 208 | 105 | 103 | 205 | 105 | 100 | 3 | 0 | 3 |
| 70 - 74 | 2,739 | 1,242 | 1,497 | 2,694 | 1,225 | 1,469 | 45 | 17 | 28 |
| 75 | 580 | 270 | 310 | 572 | 267 | 305 | 8 | 3 | 5 |
| 76 | 230 | 105 | 125 | 226 | 105 | 121 | 4 | 0 | 4 |
| 77 | 157 | 79 | 78 | 154 | 79 | 75 | 3 | 0 | 3 |
| 78 | 444 | 200 | 244 | 441 | 198 | 243 | 3 | 2 | 1 |
| 79 | 179 | 96 | 83 | 174 | 92 | 82 | 5 | 4 | 1 |
| 75 - 79 | 1,590 | 750 | 840 | 1,567 | 741 | 826 | 23 | 9 | 14 |
| 80+ | 2,776 | 1,233 | 1,543 | 2,734 | 1,215 | 1,519 | 42 | 18 | 24 |

Table 24.3: Meatu District Council: Total Population by Age in Single Year, Five Year Age Groups and Sex and Rural-Urban

| Age | Total | | | Rural | | | Urban | | |
|----------------|----------------|----------------|----------------|----------------|----------------|----------------|---------------|--------------|--------------|
| | Both Sexes | Male | Female | Both Sexes | Male | Female | Both Sexes | Male | Female |
| Total | 299,619 | 143,569 | 156,050 | 287,247 | 137,614 | 149,633 | 12,372 | 5,955 | 6,417 |
| 0 | 10,868 | 5,456 | 5,412 | 10,539 | 5,288 | 5,251 | 329 | 168 | 161 |
| 1 | 11,793 | 5,937 | 5,856 | 11,417 | 5,753 | 5,664 | 376 | 184 | 192 |
| 2 | 13,005 | 6,589 | 6,416 | 12,643 | 6,385 | 6,258 | 362 | 204 | 158 |
| 3 | 13,012 | 6,461 | 6,551 | 12,648 | 6,277 | 6,371 | 364 | 184 | 180 |
| 4 | 12,574 | 6,247 | 6,327 | 12,222 | 6,075 | 6,147 | 352 | 172 | 180 |
| 0 - 4 | 61,252 | 30,690 | 30,562 | 59,469 | 29,778 | 29,691 | 1,783 | 912 | 871 |
| 5 | 11,302 | 5,743 | 5,559 | 10,992 | 5,585 | 5,407 | 310 | 158 | 152 |
| 6 | 11,200 | 5,634 | 5,566 | 10,853 | 5,463 | 5,390 | 347 | 171 | 176 |
| 7 | 10,715 | 5,475 | 5,240 | 10,358 | 5,291 | 5,067 | 357 | 184 | 173 |
| 8 | 9,367 | 4,627 | 4,740 | 9,063 | 4,484 | 4,579 | 304 | 143 | 161 |
| 9 | 8,915 | 4,368 | 4,547 | 8,640 | 4,227 | 4,413 | 275 | 141 | 134 |
| 5 - 9 | 51,499 | 25,847 | 25,652 | 49,906 | 25,050 | 24,856 | 1,593 | 797 | 796 |
| 10 | 9,821 | 4,790 | 5,031 | 9,504 | 4,638 | 4,866 | 317 | 152 | 165 |
| 11 | 6,887 | 3,321 | 3,566 | 6,611 | 3,201 | 3,410 | 276 | 120 | 156 |
| 12 | 9,721 | 4,896 | 4,825 | 9,359 | 4,743 | 4,616 | 362 | 153 | 209 |
| 13 | 7,180 | 3,574 | 3,606 | 6,916 | 3,451 | 3,465 | 264 | 123 | 141 |
| 14 | 7,831 | 3,757 | 4,074 | 7,545 | 3,619 | 3,926 | 286 | 138 | 148 |
| 10 - 14 | 41,440 | 20,338 | 21,102 | 39,935 | 19,652 | 20,283 | 1,505 | 686 | 819 |
| 15 | 6,832 | 3,360 | 3,472 | 6,539 | 3,220 | 3,319 | 293 | 140 | 153 |
| 16 | 6,527 | 3,120 | 3,407 | 6,210 | 2,976 | 3,234 | 317 | 144 | 173 |
| 17 | 5,971 | 2,839 | 3,132 | 5,717 | 2,719 | 2,998 | 254 | 120 | 134 |
| 18 | 7,200 | 3,180 | 4,020 | 6,871 | 3,036 | 3,835 | 329 | 144 | 185 |
| 19 | 4,970 | 2,160 | 2,810 | 4,684 | 2,035 | 2,649 | 286 | 125 | 161 |
| 15 - 19 | 31,500 | 14,659 | 16,841 | 30,021 | 13,986 | 16,035 | 1,479 | 673 | 806 |
| 20 | 7,550 | 3,137 | 4,413 | 7,221 | 2,985 | 4,236 | 329 | 152 | 177 |
| 21 | 4,143 | 1,875 | 2,268 | 3,964 | 1,780 | 2,184 | 179 | 95 | 84 |
| 22 | 5,532 | 2,502 | 3,030 | 5,209 | 2,359 | 2,850 | 323 | 143 | 180 |
| 23 | 3,452 | 1,561 | 1,891 | 3,262 | 1,474 | 1,788 | 190 | 87 | 103 |
| 24 | 4,357 | 1,840 | 2,517 | 4,130 | 1,766 | 2,364 | 227 | 74 | 153 |
| 20 - 24 | 25,034 | 10,915 | 14,119 | 23,786 | 10,364 | 13,422 | 1,248 | 551 | 697 |
| 25 | 4,610 | 2,022 | 2,588 | 4,340 | 1,909 | 2,431 | 270 | 113 | 157 |
| 26 | 3,552 | 1,624 | 1,928 | 3,344 | 1,534 | 1,810 | 208 | 90 | 118 |
| 27 | 2,930 | 1,336 | 1,594 | 2,735 | 1,251 | 1,484 | 195 | 85 | 110 |
| 28 | 5,135 | 2,142 | 2,993 | 4,853 | 2,008 | 2,845 | 282 | 134 | 148 |
| 29 | 2,606 | 1,072 | 1,534 | 2,434 | 1,006 | 1,428 | 172 | 66 | 106 |
| 25 - 29 | 18,833 | 8,196 | 10,637 | 17,706 | 7,708 | 9,998 | 1,127 | 488 | 639 |
| 30 | 5,796 | 2,439 | 3,357 | 5,447 | 2,270 | 3,177 | 349 | 169 | 180 |
| 31 | 1,816 | 829 | 987 | 1,702 | 766 | 936 | 114 | 63 | 51 |
| 32 | 3,458 | 1,572 | 1,886 | 3,244 | 1,475 | 1,769 | 214 | 97 | 117 |
| 33 | 1,978 | 912 | 1,066 | 1,831 | 844 | 987 | 147 | 68 | 79 |
| 34 | 2,095 | 1,041 | 1,054 | 1,938 | 967 | 971 | 157 | 74 | 83 |
| 30 - 34 | 15,143 | 6,793 | 8,350 | 14,162 | 6,322 | 7,840 | 981 | 471 | 510 |
| 35 | 3,279 | 1,547 | 1,732 | 3,061 | 1,437 | 1,624 | 218 | 110 | 108 |
| 36 | 2,262 | 999 | 1,263 | 2,114 | 935 | 1,179 | 148 | 64 | 84 |
| 37 | 2,108 | 949 | 1,159 | 1,955 | 874 | 1,081 | 153 | 75 | 78 |
| 38 | 3,715 | 1,576 | 2,139 | 3,538 | 1,500 | 2,038 | 177 | 76 | 101 |
| 39 | 1,813 | 789 | 1,024 | 1,701 | 731 | 970 | 112 | 58 | 54 |
| 35 - 39 | 13,177 | 5,860 | 7,317 | 12,369 | 5,477 | 6,892 | 808 | 383 | 425 |

Table 24.3: Meatu District Council: Total Population by Age in Single Year, Five Year Age Groups and Sex and Rural-Urban

| Age | Total | | | Rural | | | Urban | | |
|----------------|---------------|--------------|--------------|---------------|--------------|--------------|------------|------------|------------|
| | Both Sexes | Male | Female | Both Sexes | Male | Female | Both Sexes | Male | Female |
| 40 | 4,591 | 2,047 | 2,544 | 4,357 | 1,917 | 2,440 | 234 | 130 | 104 |
| 41 | 1,114 | 542 | 572 | 1,048 | 506 | 542 | 66 | 36 | 30 |
| 42 | 2,329 | 1,146 | 1,183 | 2,200 | 1,081 | 1,119 | 129 | 65 | 64 |
| 43 | 1,185 | 580 | 605 | 1,095 | 531 | 564 | 90 | 49 | 41 |
| 44 | 1,431 | 741 | 690 | 1,339 | 681 | 658 | 92 | 60 | 32 |
| 40 - 44 | 10,650 | 5,056 | 5,594 | 10,039 | 4,716 | 5,323 | 611 | 340 | 271 |
| 45 | 2,242 | 1,060 | 1,182 | 2,134 | 993 | 1,141 | 108 | 67 | 41 |
| 46 | 1,274 | 662 | 612 | 1,199 | 617 | 582 | 75 | 45 | 30 |
| 47 | 974 | 544 | 430 | 927 | 519 | 408 | 47 | 25 | 22 |
| 48 | 1,924 | 945 | 979 | 1,840 | 901 | 939 | 84 | 44 | 40 |
| 49 | 1,036 | 527 | 509 | 979 | 496 | 483 | 57 | 31 | 26 |
| 45 - 49 | 7,450 | 3,738 | 3,712 | 7,079 | 3,526 | 3,553 | 371 | 212 | 159 |
| 50 | 2,781 | 1,243 | 1,538 | 2,695 | 1,187 | 1,508 | 86 | 56 | 30 |
| 51 | 1,190 | 638 | 552 | 1,130 | 603 | 527 | 60 | 35 | 25 |
| 52 | 1,213 | 609 | 604 | 1,163 | 576 | 587 | 50 | 33 | 17 |
| 53 | 625 | 316 | 309 | 593 | 293 | 300 | 32 | 23 | 9 |
| 54 | 796 | 405 | 391 | 759 | 386 | 373 | 37 | 19 | 18 |
| 50 - 54 | 6,605 | 3,211 | 3,394 | 6,340 | 3,045 | 3,295 | 265 | 166 | 99 |
| 55 | 1,026 | 483 | 543 | 979 | 455 | 524 | 47 | 28 | 19 |
| 56 | 695 | 349 | 346 | 664 | 335 | 329 | 31 | 14 | 17 |
| 57 | 500 | 254 | 246 | 477 | 245 | 232 | 23 | 9 | 14 |
| 58 | 1,058 | 504 | 554 | 1,008 | 479 | 529 | 50 | 25 | 25 |
| 59 | 420 | 223 | 197 | 397 | 211 | 186 | 23 | 12 | 11 |
| 55 - 59 | 3,699 | 1,813 | 1,886 | 3,525 | 1,725 | 1,800 | 174 | 88 | 86 |
| 60 | 1,743 | 849 | 894 | 1,679 | 825 | 854 | 64 | 24 | 40 |
| 61 | 464 | 235 | 229 | 453 | 227 | 226 | 11 | 8 | 3 |
| 62 | 881 | 443 | 438 | 853 | 426 | 427 | 28 | 17 | 11 |
| 63 | 966 | 472 | 494 | 939 | 461 | 478 | 27 | 11 | 16 |
| 64 | 449 | 220 | 229 | 421 | 208 | 213 | 28 | 12 | 16 |
| 60 - 64 | 4,503 | 2,219 | 2,284 | 4,345 | 2,147 | 2,198 | 158 | 72 | 86 |
| 65 | 827 | 365 | 462 | 797 | 351 | 446 | 30 | 14 | 16 |
| 66 | 305 | 164 | 141 | 283 | 152 | 131 | 22 | 12 | 10 |
| 67 | 431 | 218 | 213 | 418 | 212 | 206 | 13 | 6 | 7 |
| 68 | 620 | 298 | 322 | 607 | 291 | 316 | 13 | 7 | 6 |
| 69 | 239 | 102 | 137 | 229 | 101 | 128 | 10 | 1 | 9 |
| 65 - 69 | 2,422 | 1,147 | 1,275 | 2,334 | 1,107 | 1,227 | 88 | 40 | 48 |
| 70 | 1,275 | 632 | 643 | 1,243 | 620 | 623 | 32 | 12 | 20 |
| 71 | 169 | 87 | 82 | 166 | 85 | 81 | 3 | 2 | 1 |
| 72 | 467 | 215 | 252 | 453 | 210 | 243 | 14 | 5 | 9 |
| 73 | 268 | 143 | 125 | 264 | 141 | 123 | 4 | 2 | 2 |
| 74 | 198 | 95 | 103 | 190 | 92 | 98 | 8 | 3 | 5 |
| 70 - 74 | 2,377 | 1,172 | 1,205 | 2,316 | 1,148 | 1,168 | 61 | 24 | 37 |
| 75 | 508 | 232 | 276 | 489 | 224 | 265 | 19 | 8 | 11 |
| 76 | 220 | 102 | 118 | 212 | 99 | 113 | 8 | 3 | 5 |
| 77 | 173 | 96 | 77 | 167 | 91 | 76 | 6 | 5 | 1 |
| 78 | 472 | 222 | 250 | 457 | 216 | 241 | 15 | 6 | 9 |
| 79 | 183 | 88 | 95 | 180 | 87 | 93 | 3 | 1 | 2 |
| 75 - 79 | 1,556 | 740 | 816 | 1,505 | 717 | 788 | 51 | 23 | 28 |
| 80+ | 2,479 | 1,175 | 1,304 | 2,410 | 1,146 | 1,264 | 69 | 29 | 40 |

Table 24.4: Maswa District Council: Total Population by Age in Single Year, Five Year Age Groups and Sex and Rural-Urban

| Age | Total | | | Rural | | | Urban | | |
|----------------|----------------|----------------|----------------|----------------|----------------|----------------|---------------|---------------|---------------|
| | Both Sexes | Male | Female | Both Sexes | Male | Female | Both Sexes | Male | Female |
| Total | 344,125 | 167,402 | 176,723 | 319,435 | 155,535 | 163,900 | 24,690 | 11,867 | 12,823 |
| 0 | 12,636 | 6,226 | 6,410 | 11,942 | 5,904 | 6,038 | 694 | 322 | 372 |
| 1 | 11,948 | 6,019 | 5,929 | 11,323 | 5,686 | 5,637 | 625 | 333 | 292 |
| 2 | 13,433 | 6,683 | 6,750 | 12,828 | 6,388 | 6,440 | 605 | 295 | 310 |
| 3 | 12,952 | 6,632 | 6,320 | 12,301 | 6,307 | 5,994 | 651 | 325 | 326 |
| 4 | 13,385 | 6,700 | 6,685 | 12,784 | 6,397 | 6,387 | 601 | 303 | 298 |
| 0 - 4 | 64,354 | 32,260 | 32,094 | 61,178 | 30,682 | 30,496 | 3,176 | 1,578 | 1,598 |
| 5 | 12,209 | 6,294 | 5,915 | 11,604 | 5,997 | 5,607 | 605 | 297 | 308 |
| 6 | 12,205 | 6,133 | 6,072 | 11,562 | 5,816 | 5,746 | 643 | 317 | 326 |
| 7 | 12,194 | 6,205 | 5,989 | 11,519 | 5,869 | 5,650 | 675 | 336 | 339 |
| 8 | 10,625 | 5,247 | 5,378 | 10,094 | 4,999 | 5,095 | 531 | 248 | 283 |
| 9 | 9,654 | 4,728 | 4,926 | 9,091 | 4,483 | 4,608 | 563 | 245 | 318 |
| 5 - 9 | 56,887 | 28,607 | 28,280 | 53,870 | 27,164 | 26,706 | 3,017 | 1,443 | 1,574 |
| 10 | 11,503 | 5,785 | 5,718 | 10,881 | 5,468 | 5,413 | 622 | 317 | 305 |
| 11 | 7,670 | 3,794 | 3,876 | 7,116 | 3,518 | 3,598 | 554 | 276 | 278 |
| 12 | 11,647 | 5,926 | 5,721 | 10,944 | 5,589 | 5,355 | 703 | 337 | 366 |
| 13 | 8,004 | 4,039 | 3,965 | 7,460 | 3,787 | 3,673 | 544 | 252 | 292 |
| 14 | 8,904 | 4,476 | 4,428 | 8,340 | 4,233 | 4,107 | 564 | 243 | 321 |
| 10 - 14 | 47,728 | 24,020 | 23,708 | 44,741 | 22,595 | 22,146 | 2,987 | 1,425 | 1,562 |
| 15 | 7,786 | 3,958 | 3,828 | 7,194 | 3,698 | 3,496 | 592 | 260 | 332 |
| 16 | 7,858 | 3,896 | 3,962 | 7,212 | 3,582 | 3,630 | 646 | 314 | 332 |
| 17 | 6,874 | 3,356 | 3,518 | 6,239 | 3,051 | 3,188 | 635 | 305 | 330 |
| 18 | 8,551 | 4,062 | 4,489 | 7,750 | 3,659 | 4,091 | 801 | 403 | 398 |
| 19 | 5,625 | 2,666 | 2,959 | 5,040 | 2,387 | 2,653 | 585 | 279 | 306 |
| 15 - 19 | 36,694 | 17,938 | 18,756 | 33,435 | 16,377 | 17,058 | 3,259 | 1,561 | 1,698 |
| 20 | 8,971 | 4,033 | 4,938 | 8,152 | 3,645 | 4,507 | 819 | 388 | 431 |
| 21 | 4,891 | 2,308 | 2,583 | 4,359 | 2,052 | 2,307 | 532 | 256 | 276 |
| 22 | 6,352 | 3,048 | 3,304 | 5,759 | 2,765 | 2,994 | 593 | 283 | 310 |
| 23 | 4,303 | 2,012 | 2,291 | 3,912 | 1,833 | 2,079 | 391 | 179 | 212 |
| 24 | 4,854 | 2,236 | 2,618 | 4,393 | 2,018 | 2,375 | 461 | 218 | 243 |
| 20 - 24 | 29,371 | 13,637 | 15,734 | 26,575 | 12,313 | 14,262 | 2,796 | 1,324 | 1,472 |
| 25 | 5,264 | 2,405 | 2,859 | 4,772 | 2,189 | 2,583 | 492 | 216 | 276 |
| 26 | 4,098 | 1,917 | 2,181 | 3,743 | 1,747 | 1,996 | 355 | 170 | 185 |
| 27 | 3,009 | 1,315 | 1,694 | 2,699 | 1,165 | 1,534 | 310 | 150 | 160 |
| 28 | 5,900 | 2,586 | 3,314 | 5,398 | 2,363 | 3,035 | 502 | 223 | 279 |
| 29 | 2,969 | 1,229 | 1,740 | 2,707 | 1,114 | 1,593 | 262 | 115 | 147 |
| 25 - 29 | 21,240 | 9,452 | 11,788 | 19,319 | 8,578 | 10,741 | 1,921 | 874 | 1,047 |
| 30 | 7,013 | 2,979 | 4,034 | 6,383 | 2,680 | 3,703 | 630 | 299 | 331 |
| 31 | 2,015 | 936 | 1,079 | 1,795 | 847 | 948 | 220 | 89 | 131 |
| 32 | 4,318 | 1,974 | 2,344 | 3,855 | 1,745 | 2,110 | 463 | 229 | 234 |
| 33 | 2,442 | 1,159 | 1,283 | 2,210 | 1,047 | 1,163 | 232 | 112 | 120 |
| 34 | 2,579 | 1,233 | 1,346 | 2,310 | 1,110 | 1,200 | 269 | 123 | 146 |
| 30 - 34 | 18,367 | 8,281 | 10,086 | 16,553 | 7,429 | 9,124 | 1,814 | 852 | 962 |
| 35 | 4,134 | 1,901 | 2,233 | 3,776 | 1,737 | 2,039 | 358 | 164 | 194 |
| 36 | 2,741 | 1,271 | 1,470 | 2,485 | 1,157 | 1,328 | 256 | 114 | 142 |
| 37 | 2,376 | 1,121 | 1,255 | 2,137 | 1,011 | 1,126 | 239 | 110 | 129 |
| 38 | 4,621 | 1,992 | 2,629 | 4,235 | 1,835 | 2,400 | 386 | 157 | 229 |
| 39 | 2,167 | 1,000 | 1,167 | 1,989 | 905 | 1,084 | 178 | 95 | 83 |
| 35 - 39 | 16,039 | 7,285 | 8,754 | 14,622 | 6,645 | 7,977 | 1,417 | 640 | 777 |

Table 24.4: Maswa District Council: Total Population by Age in Single Year, Five Year Age Groups and Sex and Rural-Urban

| Age | Total | | | Rural | | | Urban | | |
|----------------|---------------|--------------|--------------|---------------|--------------|--------------|--------------|------------|------------|
| | Both Sexes | Male | Female | Both Sexes | Male | Female | Both Sexes | Male | Female |
| 40 | 5,857 | 2,680 | 3,177 | 5,424 | 2,448 | 2,976 | 433 | 232 | 201 |
| 41 | 1,336 | 660 | 676 | 1,213 | 592 | 621 | 123 | 68 | 55 |
| 42 | 2,921 | 1,464 | 1,457 | 2,659 | 1,324 | 1,335 | 262 | 140 | 122 |
| 43 | 1,512 | 722 | 790 | 1,355 | 651 | 704 | 157 | 71 | 86 |
| 44 | 1,668 | 896 | 772 | 1,498 | 804 | 694 | 170 | 92 | 78 |
| 40 - 44 | 13,294 | 6,422 | 6,872 | 12,149 | 5,819 | 6,330 | 1,145 | 603 | 542 |
| 45 | 2,965 | 1,451 | 1,514 | 2,720 | 1,327 | 1,393 | 245 | 124 | 121 |
| 46 | 1,533 | 770 | 763 | 1,412 | 716 | 696 | 121 | 54 | 67 |
| 47 | 1,313 | 706 | 607 | 1,168 | 632 | 536 | 145 | 74 | 71 |
| 48 | 2,411 | 1,173 | 1,238 | 2,220 | 1,070 | 1,150 | 191 | 103 | 88 |
| 49 | 1,338 | 723 | 615 | 1,203 | 649 | 554 | 135 | 74 | 61 |
| 45 - 49 | 9,560 | 4,823 | 4,737 | 8,723 | 4,394 | 4,329 | 837 | 429 | 408 |
| 50 | 3,508 | 1,644 | 1,864 | 3,257 | 1,528 | 1,729 | 251 | 116 | 135 |
| 51 | 1,391 | 715 | 676 | 1,287 | 663 | 624 | 104 | 52 | 52 |
| 52 | 1,592 | 820 | 772 | 1,442 | 739 | 703 | 150 | 81 | 69 |
| 53 | 786 | 425 | 361 | 698 | 382 | 316 | 88 | 43 | 45 |
| 54 | 1,021 | 497 | 524 | 904 | 442 | 462 | 117 | 55 | 62 |
| 50 - 54 | 8,298 | 4,101 | 4,197 | 7,588 | 3,754 | 3,834 | 710 | 347 | 363 |
| 55 | 1,550 | 728 | 822 | 1,441 | 681 | 760 | 109 | 47 | 62 |
| 56 | 883 | 430 | 453 | 801 | 390 | 411 | 82 | 40 | 42 |
| 57 | 670 | 333 | 337 | 617 | 304 | 313 | 53 | 29 | 24 |
| 58 | 1,241 | 606 | 635 | 1,141 | 553 | 588 | 100 | 53 | 47 |
| 59 | 513 | 270 | 243 | 463 | 242 | 221 | 50 | 28 | 22 |
| 55 - 59 | 4,857 | 2,367 | 2,490 | 4,463 | 2,170 | 2,293 | 394 | 197 | 197 |
| 60 | 2,357 | 1,097 | 1,260 | 2,163 | 1,005 | 1,158 | 194 | 92 | 102 |
| 61 | 492 | 277 | 215 | 461 | 260 | 201 | 31 | 17 | 14 |
| 62 | 1,004 | 511 | 493 | 919 | 457 | 462 | 85 | 54 | 31 |
| 63 | 854 | 433 | 421 | 782 | 399 | 383 | 72 | 34 | 38 |
| 64 | 624 | 333 | 291 | 570 | 305 | 265 | 54 | 28 | 26 |
| 60 - 64 | 5,331 | 2,651 | 2,680 | 4,895 | 2,426 | 2,469 | 436 | 225 | 211 |
| 65 | 1,197 | 500 | 697 | 1,121 | 467 | 654 | 76 | 33 | 43 |
| 66 | 373 | 205 | 168 | 336 | 182 | 154 | 37 | 23 | 14 |
| 67 | 621 | 326 | 295 | 575 | 303 | 272 | 46 | 23 | 23 |
| 68 | 861 | 391 | 470 | 812 | 365 | 447 | 49 | 26 | 23 |
| 69 | 393 | 171 | 222 | 365 | 156 | 209 | 28 | 15 | 13 |
| 65 - 69 | 3,445 | 1,593 | 1,852 | 3,209 | 1,473 | 1,736 | 236 | 120 | 116 |
| 70 | 1,771 | 818 | 953 | 1,679 | 781 | 898 | 92 | 37 | 55 |
| 71 | 246 | 108 | 138 | 226 | 100 | 126 | 20 | 8 | 12 |
| 72 | 653 | 311 | 342 | 611 | 286 | 325 | 42 | 25 | 17 |
| 73 | 295 | 136 | 159 | 264 | 118 | 146 | 31 | 18 | 13 |
| 74 | 306 | 164 | 142 | 283 | 151 | 132 | 23 | 13 | 10 |
| 70 - 74 | 3,271 | 1,537 | 1,734 | 3,063 | 1,436 | 1,627 | 208 | 101 | 107 |
| 75 | 692 | 309 | 383 | 655 | 292 | 363 | 37 | 17 | 20 |
| 76 | 359 | 185 | 174 | 338 | 174 | 164 | 21 | 11 | 10 |
| 77 | 276 | 147 | 129 | 249 | 132 | 117 | 27 | 15 | 12 |
| 78 | 522 | 242 | 280 | 493 | 232 | 261 | 29 | 10 | 19 |
| 79 | 221 | 111 | 110 | 206 | 104 | 102 | 15 | 7 | 8 |
| 75 - 79 | 2,070 | 994 | 1,076 | 1,941 | 934 | 1,007 | 129 | 60 | 69 |
| 80+ | 3,319 | 1,434 | 1,885 | 3,111 | 1,346 | 1,765 | 208 | 88 | 120 |

Table 24.5: Busega District Council: Total Population by Age in Single Year, Five Year Age Groups and Sex and Rural-Urban

| Age | Total | | | Rural | | | Urban | | |
|----------------|----------------|---------------|----------------|----------------|---------------|---------------|---------------|---------------|---------------|
| | Both Sexes | Male | Female | Both Sexes | Male | Female | Both Sexes | Male | Female |
| Total | 203,597 | 98,700 | 104,897 | 181,756 | 88,463 | 93,293 | 21,841 | 10,237 | 11,604 |
| 0 | 7,352 | 3,724 | 3,628 | 6,585 | 3,320 | 3,265 | 767 | 404 | 363 |
| 1 | 6,839 | 3,433 | 3,406 | 6,108 | 3,081 | 3,027 | 731 | 352 | 379 |
| 2 | 7,654 | 3,864 | 3,790 | 6,864 | 3,480 | 3,384 | 790 | 384 | 406 |
| 3 | 7,908 | 3,919 | 3,989 | 7,128 | 3,553 | 3,575 | 780 | 366 | 414 |
| 4 | 8,028 | 3,996 | 4,032 | 7,235 | 3,596 | 3,639 | 793 | 400 | 393 |
| 0 - 4 | 37,781 | 18,936 | 18,845 | 33,920 | 17,030 | 16,890 | 3,861 | 1,906 | 1,955 |
| 5 | 7,582 | 3,952 | 3,630 | 6,802 | 3,547 | 3,255 | 780 | 405 | 375 |
| 6 | 7,707 | 3,869 | 3,838 | 6,972 | 3,518 | 3,454 | 735 | 351 | 384 |
| 7 | 7,207 | 3,670 | 3,537 | 6,528 | 3,327 | 3,201 | 679 | 343 | 336 |
| 8 | 6,642 | 3,315 | 3,327 | 5,994 | 3,011 | 2,983 | 648 | 304 | 344 |
| 9 | 5,562 | 2,762 | 2,800 | 5,051 | 2,528 | 2,523 | 511 | 234 | 277 |
| 5 - 9 | 34,700 | 17,568 | 17,132 | 31,347 | 15,931 | 15,416 | 3,353 | 1,637 | 1,716 |
| 10 | 7,419 | 3,713 | 3,706 | 6,719 | 3,361 | 3,358 | 700 | 352 | 348 |
| 11 | 4,658 | 2,363 | 2,295 | 4,184 | 2,143 | 2,041 | 474 | 220 | 254 |
| 12 | 7,122 | 3,719 | 3,403 | 6,464 | 3,380 | 3,084 | 658 | 339 | 319 |
| 13 | 4,816 | 2,420 | 2,396 | 4,373 | 2,233 | 2,140 | 443 | 187 | 256 |
| 14 | 4,830 | 2,382 | 2,448 | 4,377 | 2,159 | 2,218 | 453 | 223 | 230 |
| 10 - 14 | 28,845 | 14,597 | 14,248 | 26,117 | 13,276 | 12,841 | 2,728 | 1,321 | 1,407 |
| 15 | 4,789 | 2,432 | 2,357 | 4,352 | 2,216 | 2,136 | 437 | 216 | 221 |
| 16 | 4,483 | 2,324 | 2,159 | 4,028 | 2,104 | 1,924 | 455 | 220 | 235 |
| 17 | 3,933 | 1,988 | 1,945 | 3,562 | 1,813 | 1,749 | 371 | 175 | 196 |
| 18 | 4,628 | 2,338 | 2,290 | 4,098 | 2,080 | 2,018 | 530 | 258 | 272 |
| 19 | 3,108 | 1,483 | 1,625 | 2,783 | 1,340 | 1,443 | 325 | 143 | 182 |
| 15 - 19 | 20,941 | 10,565 | 10,376 | 18,823 | 9,553 | 9,270 | 2,118 | 1,012 | 1,106 |
| 20 | 5,077 | 2,304 | 2,773 | 4,496 | 2,073 | 2,423 | 581 | 231 | 350 |
| 21 | 2,522 | 1,183 | 1,339 | 2,238 | 1,073 | 1,165 | 284 | 110 | 174 |
| 22 | 3,687 | 1,786 | 1,901 | 3,241 | 1,601 | 1,640 | 446 | 185 | 261 |
| 23 | 2,252 | 1,054 | 1,198 | 1,982 | 943 | 1,039 | 270 | 111 | 159 |
| 24 | 2,698 | 1,201 | 1,497 | 2,343 | 1,059 | 1,284 | 355 | 142 | 213 |
| 20 - 24 | 16,236 | 7,528 | 8,708 | 14,300 | 6,749 | 7,551 | 1,936 | 779 | 1,157 |
| 25 | 3,026 | 1,332 | 1,694 | 2,633 | 1,192 | 1,441 | 393 | 140 | 253 |
| 26 | 2,414 | 1,103 | 1,311 | 2,053 | 954 | 1,099 | 361 | 149 | 212 |
| 27 | 1,718 | 770 | 948 | 1,424 | 642 | 782 | 294 | 128 | 166 |
| 28 | 3,099 | 1,351 | 1,748 | 2,625 | 1,137 | 1,488 | 474 | 214 | 260 |
| 29 | 1,740 | 749 | 991 | 1,501 | 652 | 849 | 239 | 97 | 142 |
| 25 - 29 | 11,997 | 5,305 | 6,692 | 10,236 | 4,577 | 5,659 | 1,761 | 728 | 1,033 |
| 30 | 4,136 | 1,805 | 2,331 | 3,513 | 1,535 | 1,978 | 623 | 270 | 353 |
| 31 | 1,189 | 541 | 648 | 1,021 | 469 | 552 | 168 | 72 | 96 |
| 32 | 2,562 | 1,099 | 1,463 | 2,189 | 924 | 1,265 | 373 | 175 | 198 |
| 33 | 1,491 | 711 | 780 | 1,266 | 601 | 665 | 225 | 110 | 115 |
| 34 | 1,602 | 717 | 885 | 1,395 | 620 | 775 | 207 | 97 | 110 |
| 30 - 34 | 10,980 | 4,873 | 6,107 | 9,384 | 4,149 | 5,235 | 1,596 | 724 | 872 |
| 35 | 2,498 | 1,163 | 1,335 | 2,123 | 951 | 1,172 | 375 | 212 | 163 |
| 36 | 1,740 | 795 | 945 | 1,521 | 690 | 831 | 219 | 105 | 114 |
| 37 | 1,402 | 647 | 755 | 1,203 | 554 | 649 | 199 | 93 | 106 |
| 38 | 2,503 | 1,114 | 1,389 | 2,190 | 950 | 1,240 | 313 | 164 | 149 |
| 39 | 1,235 | 550 | 685 | 1,067 | 473 | 594 | 168 | 77 | 91 |
| 35 - 39 | 9,378 | 4,269 | 5,109 | 8,104 | 3,618 | 4,486 | 1,274 | 651 | 623 |

Table 24.5: Busega District Council: Total Population by Age in Single Year, Five Year Age Groups and Sex and Rural-Urban

| Age | Total | | | Rural | | | Urban | | |
|----------------|--------------|--------------|--------------|--------------|--------------|--------------|------------|------------|------------|
| | Both Sexes | Male | Female | Both Sexes | Male | Female | Both Sexes | Male | Female |
| 40 | 3,317 | 1,490 | 1,827 | 2,888 | 1,293 | 1,595 | 429 | 197 | 232 |
| 41 | 739 | 332 | 407 | 648 | 288 | 360 | 91 | 44 | 47 |
| 42 | 1,737 | 843 | 894 | 1,510 | 720 | 790 | 227 | 123 | 104 |
| 43 | 853 | 391 | 462 | 730 | 332 | 398 | 123 | 59 | 64 |
| 44 | 1,099 | 531 | 568 | 980 | 474 | 506 | 119 | 57 | 62 |
| 40 - 44 | 7,745 | 3,587 | 4,158 | 6,756 | 3,107 | 3,649 | 989 | 480 | 509 |
| 45 | 1,502 | 702 | 800 | 1,333 | 620 | 713 | 169 | 82 | 87 |
| 46 | 955 | 444 | 511 | 871 | 398 | 473 | 84 | 46 | 38 |
| 47 | 825 | 389 | 436 | 737 | 347 | 390 | 88 | 42 | 46 |
| 48 | 1,420 | 671 | 749 | 1,280 | 602 | 678 | 140 | 69 | 71 |
| 49 | 830 | 384 | 446 | 731 | 339 | 392 | 99 | 45 | 54 |
| 45 - 49 | 5,532 | 2,590 | 2,942 | 4,952 | 2,306 | 2,646 | 580 | 284 | 296 |
| 50 | 2,047 | 872 | 1,175 | 1,844 | 784 | 1,060 | 203 | 88 | 115 |
| 51 | 937 | 453 | 484 | 854 | 417 | 437 | 83 | 36 | 47 |
| 52 | 999 | 486 | 513 | 909 | 434 | 475 | 90 | 52 | 38 |
| 53 | 593 | 277 | 316 | 540 | 251 | 289 | 53 | 26 | 27 |
| 54 | 871 | 404 | 467 | 790 | 370 | 420 | 81 | 34 | 47 |
| 50 - 54 | 5,447 | 2,492 | 2,955 | 4,937 | 2,256 | 2,681 | 510 | 236 | 274 |
| 55 | 743 | 325 | 418 | 677 | 290 | 387 | 66 | 35 | 31 |
| 56 | 639 | 300 | 339 | 591 | 274 | 317 | 48 | 26 | 22 |
| 57 | 419 | 201 | 218 | 377 | 185 | 192 | 42 | 16 | 26 |
| 58 | 804 | 367 | 437 | 735 | 338 | 397 | 69 | 29 | 40 |
| 59 | 329 | 168 | 161 | 300 | 157 | 143 | 29 | 11 | 18 |
| 55 - 59 | 2,934 | 1,361 | 1,573 | 2,680 | 1,244 | 1,436 | 254 | 117 | 137 |
| 60 | 1,549 | 636 | 913 | 1,410 | 575 | 835 | 139 | 61 | 78 |
| 61 | 292 | 144 | 148 | 265 | 128 | 137 | 27 | 16 | 11 |
| 62 | 603 | 330 | 273 | 545 | 297 | 248 | 58 | 33 | 25 |
| 63 | 474 | 228 | 246 | 444 | 218 | 226 | 30 | 10 | 20 |
| 64 | 483 | 235 | 248 | 445 | 218 | 227 | 38 | 17 | 21 |
| 60 - 64 | 3,401 | 1,573 | 1,828 | 3,109 | 1,436 | 1,673 | 292 | 137 | 155 |
| 65 | 726 | 314 | 412 | 660 | 289 | 371 | 66 | 25 | 41 |
| 66 | 261 | 139 | 122 | 241 | 127 | 114 | 20 | 12 | 8 |
| 67 | 353 | 168 | 185 | 329 | 158 | 171 | 24 | 10 | 14 |
| 68 | 498 | 211 | 287 | 463 | 197 | 266 | 35 | 14 | 21 |
| 69 | 195 | 99 | 96 | 178 | 94 | 84 | 17 | 5 | 12 |
| 65 - 69 | 2,033 | 931 | 1,102 | 1,871 | 865 | 1,006 | 162 | 66 | 96 |
| 70 | 1,179 | 465 | 714 | 1,084 | 434 | 650 | 95 | 31 | 64 |
| 71 | 122 | 66 | 56 | 115 | 60 | 55 | 7 | 6 | 1 |
| 72 | 372 | 182 | 190 | 350 | 174 | 176 | 22 | 8 | 14 |
| 73 | 179 | 90 | 89 | 166 | 84 | 82 | 13 | 6 | 7 |
| 74 | 233 | 118 | 115 | 211 | 109 | 102 | 22 | 9 | 13 |
| 70 - 74 | 2,085 | 921 | 1,164 | 1,926 | 861 | 1,065 | 159 | 60 | 99 |
| 75 | 487 | 202 | 285 | 469 | 195 | 274 | 18 | 7 | 11 |
| 76 | 279 | 147 | 132 | 257 | 136 | 121 | 22 | 11 | 11 |
| 77 | 183 | 114 | 69 | 178 | 111 | 67 | 5 | 3 | 2 |
| 78 | 351 | 181 | 170 | 328 | 168 | 160 | 23 | 13 | 10 |
| 79 | 149 | 85 | 64 | 135 | 79 | 56 | 14 | 6 | 8 |
| 75 - 79 | 1,449 | 729 | 720 | 1,367 | 689 | 678 | 82 | 40 | 42 |
| 80+ | 2,113 | 875 | 1,238 | 1,927 | 816 | 1,111 | 186 | 59 | 127 |

Table 25.0: Geita Region: Total Population by Age in Single Year, Five Year Age Groups and Sex and Rural-Urban

| Age | Total | | | Rural | | | Urban | | |
|----------------|------------------|----------------|----------------|------------------|----------------|----------------|----------------|----------------|----------------|
| | Both Sexes | Male | Female | Both Sexes | Male | Female | Both Sexes | Male | Female |
| Total | 1,739,530 | 861,055 | 878,475 | 1,460,712 | 726,107 | 734,605 | 278,818 | 134,948 | 143,870 |
| 0 | 69,954 | 35,082 | 34,872 | 58,729 | 29,371 | 29,358 | 11,225 | 5,711 | 5,514 |
| 1 | 63,777 | 31,891 | 31,886 | 54,670 | 27,277 | 27,393 | 9,107 | 4,614 | 4,493 |
| 2 | 70,704 | 35,445 | 35,259 | 60,547 | 30,484 | 30,063 | 10,157 | 4,961 | 5,196 |
| 3 | 67,876 | 33,942 | 33,934 | 58,206 | 29,031 | 29,175 | 9,670 | 4,911 | 4,759 |
| 4 | 68,796 | 34,307 | 34,489 | 59,128 | 29,482 | 29,646 | 9,668 | 4,825 | 4,843 |
| 0 - 4 | 341,107 | 170,667 | 170,440 | 291,280 | 145,645 | 145,635 | 49,827 | 25,022 | 24,805 |
| 5 | 62,516 | 31,742 | 30,774 | 53,676 | 27,353 | 26,323 | 8,840 | 4,389 | 4,451 |
| 6 | 64,552 | 32,420 | 32,132 | 55,618 | 28,084 | 27,534 | 8,934 | 4,336 | 4,598 |
| 7 | 60,902 | 30,680 | 30,222 | 52,051 | 26,264 | 25,787 | 8,851 | 4,416 | 4,435 |
| 8 | 58,705 | 29,087 | 29,618 | 50,705 | 25,173 | 25,532 | 8,000 | 3,914 | 4,086 |
| 9 | 47,596 | 23,897 | 23,699 | 40,584 | 20,437 | 20,147 | 7,012 | 3,460 | 3,552 |
| 5 - 9 | 294,271 | 147,826 | 146,445 | 252,634 | 127,311 | 125,323 | 41,637 | 20,515 | 21,122 |
| 10 | 60,191 | 30,015 | 30,176 | 51,858 | 25,986 | 25,872 | 8,333 | 4,029 | 4,304 |
| 11 | 39,264 | 19,522 | 19,742 | 33,472 | 16,743 | 16,729 | 5,792 | 2,779 | 3,013 |
| 12 | 60,781 | 30,658 | 30,123 | 51,923 | 26,383 | 25,540 | 8,858 | 4,275 | 4,583 |
| 13 | 41,407 | 21,036 | 20,371 | 35,130 | 18,047 | 17,083 | 6,277 | 2,989 | 3,288 |
| 14 | 41,859 | 20,855 | 21,004 | 35,449 | 17,940 | 17,509 | 6,410 | 2,915 | 3,495 |
| 10 - 14 | 243,502 | 122,086 | 121,416 | 207,832 | 105,099 | 102,733 | 35,670 | 16,987 | 18,683 |
| 15 | 39,969 | 20,651 | 19,318 | 33,869 | 17,849 | 16,020 | 6,100 | 2,802 | 3,298 |
| 16 | 38,129 | 18,986 | 19,143 | 31,775 | 16,160 | 15,615 | 6,354 | 2,826 | 3,528 |
| 17 | 33,943 | 17,190 | 16,753 | 28,069 | 14,520 | 13,549 | 5,874 | 2,670 | 3,204 |
| 18 | 41,870 | 20,394 | 21,476 | 34,624 | 17,128 | 17,496 | 7,246 | 3,266 | 3,980 |
| 19 | 28,507 | 13,233 | 15,274 | 23,237 | 10,961 | 12,276 | 5,270 | 2,272 | 2,998 |
| 15 - 19 | 182,418 | 90,454 | 91,964 | 151,574 | 76,618 | 74,956 | 30,844 | 13,836 | 17,008 |
| 20 | 46,094 | 20,941 | 25,153 | 38,070 | 17,594 | 20,476 | 8,024 | 3,347 | 4,677 |
| 21 | 22,461 | 10,583 | 11,878 | 18,165 | 8,787 | 9,378 | 4,296 | 1,796 | 2,500 |
| 22 | 33,248 | 15,180 | 18,068 | 26,783 | 12,504 | 14,279 | 6,465 | 2,676 | 3,789 |
| 23 | 21,072 | 9,708 | 11,364 | 16,653 | 7,846 | 8,807 | 4,419 | 1,862 | 2,557 |
| 24 | 24,190 | 11,194 | 12,996 | 19,251 | 9,034 | 10,217 | 4,939 | 2,160 | 2,779 |
| 20 - 24 | 147,065 | 67,606 | 79,459 | 118,922 | 55,765 | 63,157 | 28,143 | 11,841 | 16,302 |
| 25 | 31,490 | 14,784 | 16,706 | 25,425 | 11,982 | 13,443 | 6,065 | 2,802 | 3,263 |
| 26 | 22,068 | 10,114 | 11,954 | 17,472 | 8,102 | 9,370 | 4,596 | 2,012 | 2,584 |
| 27 | 18,359 | 8,572 | 9,787 | 14,552 | 6,839 | 7,713 | 3,807 | 1,733 | 2,074 |
| 28 | 30,391 | 13,902 | 16,489 | 23,905 | 10,857 | 13,048 | 6,486 | 3,045 | 3,441 |
| 29 | 15,532 | 6,887 | 8,645 | 12,120 | 5,365 | 6,755 | 3,412 | 1,522 | 1,890 |
| 25 - 29 | 117,840 | 54,259 | 63,581 | 93,474 | 43,145 | 50,329 | 24,366 | 11,114 | 13,252 |
| 30 | 37,677 | 17,653 | 20,024 | 30,475 | 13,987 | 16,488 | 7,202 | 3,666 | 3,536 |
| 31 | 10,386 | 5,186 | 5,200 | 8,115 | 4,034 | 4,081 | 2,271 | 1,152 | 1,119 |
| 32 | 22,175 | 10,874 | 11,301 | 17,298 | 8,399 | 8,899 | 4,877 | 2,475 | 2,402 |
| 33 | 12,140 | 5,999 | 6,141 | 9,461 | 4,624 | 4,837 | 2,679 | 1,375 | 1,304 |
| 34 | 12,859 | 6,384 | 6,475 | 10,067 | 4,932 | 5,135 | 2,792 | 1,452 | 1,340 |
| 30 - 34 | 95,237 | 46,096 | 49,141 | 75,416 | 35,976 | 39,440 | 19,821 | 10,120 | 9,701 |
| 35 | 23,025 | 11,591 | 11,434 | 18,513 | 9,148 | 9,365 | 4,512 | 2,443 | 2,069 |
| 36 | 15,067 | 7,243 | 7,824 | 12,086 | 5,701 | 6,385 | 2,981 | 1,542 | 1,439 |
| 37 | 12,543 | 6,094 | 6,449 | 9,973 | 4,767 | 5,206 | 2,570 | 1,327 | 1,243 |
| 38 | 21,571 | 10,258 | 11,313 | 17,833 | 8,318 | 9,515 | 3,738 | 1,940 | 1,798 |
| 39 | 10,206 | 4,916 | 5,290 | 8,323 | 3,942 | 4,381 | 1,883 | 974 | 909 |
| 35 - 39 | 82,412 | 40,102 | 42,310 | 66,728 | 31,876 | 34,852 | 15,684 | 8,226 | 7,458 |

Table 25.0: Geita Region: Total Population by Age in Single Year, Five Year Age Groups and Sex and Rural-Urban

| Age | Total | | | Rural | | | Urban | | |
|----------------|---------------|---------------|---------------|---------------|---------------|---------------|---------------|--------------|--------------|
| | Both Sexes | Male | Female | Both Sexes | Male | Female | Both Sexes | Male | Female |
| 40 | 28,058 | 13,585 | 14,473 | 23,655 | 11,137 | 12,518 | 4,403 | 2,448 | 1,955 |
| 41 | 5,981 | 3,171 | 2,810 | 4,951 | 2,585 | 2,366 | 1,030 | 586 | 444 |
| 42 | 13,739 | 7,328 | 6,411 | 11,333 | 5,960 | 5,373 | 2,406 | 1,368 | 1,038 |
| 43 | 6,746 | 3,445 | 3,301 | 5,568 | 2,816 | 2,752 | 1,178 | 629 | 549 |
| 44 | 8,150 | 4,299 | 3,851 | 6,744 | 3,538 | 3,206 | 1,406 | 761 | 645 |
| 40 - 44 | 62,674 | 31,828 | 30,846 | 52,251 | 26,036 | 26,215 | 10,423 | 5,792 | 4,631 |
| 45 | 13,783 | 7,154 | 6,629 | 11,648 | 5,946 | 5,702 | 2,135 | 1,208 | 927 |
| 46 | 7,651 | 4,065 | 3,586 | 6,508 | 3,445 | 3,063 | 1,143 | 620 | 523 |
| 47 | 5,844 | 3,186 | 2,658 | 4,899 | 2,641 | 2,258 | 945 | 545 | 400 |
| 48 | 11,297 | 5,708 | 5,589 | 9,671 | 4,839 | 4,832 | 1,626 | 869 | 757 |
| 49 | 11,394 | 3,213 | 8,181 | 9,426 | 2,752 | 6,674 | 1,968 | 461 | 1,507 |
| 45 - 49 | 49,969 | 23,326 | 26,643 | 42,152 | 19,623 | 22,529 | 7,817 | 3,703 | 4,114 |
| 50 | 16,526 | 7,969 | 8,557 | 14,642 | 6,951 | 7,691 | 1,884 | 1,018 | 866 |
| 51 | 5,725 | 3,224 | 2,501 | 5,022 | 2,802 | 2,220 | 703 | 422 | 281 |
| 52 | 6,864 | 3,947 | 2,917 | 5,886 | 3,352 | 2,534 | 978 | 595 | 383 |
| 53 | 3,649 | 2,110 | 1,539 | 3,116 | 1,781 | 1,335 | 533 | 329 | 204 |
| 54 | 5,019 | 2,911 | 2,108 | 4,327 | 2,486 | 1,841 | 692 | 425 | 267 |
| 50 - 54 | 37,783 | 20,161 | 17,622 | 32,993 | 17,372 | 15,621 | 4,790 | 2,789 | 2,001 |
| 55 | 5,990 | 3,201 | 2,789 | 5,267 | 2,789 | 2,478 | 723 | 412 | 311 |
| 56 | 4,255 | 2,343 | 1,912 | 3,647 | 2,001 | 1,646 | 608 | 342 | 266 |
| 57 | 2,979 | 1,651 | 1,328 | 2,593 | 1,450 | 1,143 | 386 | 201 | 185 |
| 58 | 5,305 | 2,956 | 2,349 | 4,641 | 2,586 | 2,055 | 664 | 370 | 294 |
| 59 | 2,268 | 1,318 | 950 | 1,958 | 1,133 | 825 | 310 | 185 | 125 |
| 55 - 59 | 20,797 | 11,469 | 9,328 | 18,106 | 9,959 | 8,147 | 2,691 | 1,510 | 1,181 |
| 60 | 10,418 | 5,256 | 5,162 | 9,335 | 4,735 | 4,600 | 1,083 | 521 | 562 |
| 61 | 1,958 | 1,167 | 791 | 1,714 | 1,038 | 676 | 244 | 129 | 115 |
| 62 | 3,675 | 2,150 | 1,525 | 3,200 | 1,876 | 1,324 | 475 | 274 | 201 |
| 63 | 2,187 | 1,372 | 815 | 1,900 | 1,209 | 691 | 287 | 163 | 124 |
| 64 | 2,494 | 1,596 | 898 | 2,199 | 1,414 | 785 | 295 | 182 | 113 |
| 60 - 64 | 20,732 | 11,541 | 9,191 | 18,348 | 10,272 | 8,076 | 2,384 | 1,269 | 1,115 |
| 65 | 4,675 | 2,433 | 2,242 | 4,186 | 2,190 | 1,996 | 489 | 243 | 246 |
| 66 | 1,566 | 905 | 661 | 1,374 | 792 | 582 | 192 | 113 | 79 |
| 67 | 2,232 | 1,289 | 943 | 1,966 | 1,149 | 817 | 266 | 140 | 126 |
| 68 | 3,021 | 1,650 | 1,371 | 2,707 | 1,487 | 1,220 | 314 | 163 | 151 |
| 69 | 1,208 | 727 | 481 | 1,071 | 651 | 420 | 137 | 76 | 61 |
| 65 - 69 | 12,702 | 7,004 | 5,698 | 11,304 | 6,269 | 5,035 | 1,398 | 735 | 663 |
| 70 | 6,987 | 3,475 | 3,512 | 6,270 | 3,177 | 3,093 | 717 | 298 | 419 |
| 71 | 936 | 573 | 363 | 835 | 508 | 327 | 101 | 65 | 36 |
| 72 | 2,328 | 1,335 | 993 | 2,096 | 1,215 | 881 | 232 | 120 | 112 |
| 73 | 951 | 586 | 365 | 826 | 522 | 304 | 125 | 64 | 61 |
| 74 | 1,046 | 646 | 400 | 928 | 584 | 344 | 118 | 62 | 56 |
| 70 - 74 | 12,248 | 6,615 | 5,633 | 10,955 | 6,006 | 4,949 | 1,293 | 609 | 684 |
| 75 | 2,477 | 1,293 | 1,184 | 2,222 | 1,184 | 1,038 | 255 | 109 | 146 |
| 76 | 1,298 | 816 | 482 | 1,154 | 736 | 418 | 144 | 80 | 64 |
| 77 | 709 | 418 | 291 | 631 | 380 | 251 | 78 | 38 | 40 |
| 78 | 1,742 | 959 | 783 | 1,573 | 874 | 699 | 169 | 85 | 84 |
| 79 | 805 | 512 | 293 | 703 | 462 | 241 | 102 | 50 | 52 |
| 75 - 79 | 7,031 | 3,998 | 3,033 | 6,283 | 3,636 | 2,647 | 748 | 362 | 386 |
| 80+ | 11,742 | 6,017 | 5,725 | 10,460 | 5,499 | 4,961 | 1,282 | 518 | 764 |

Table 25.1: Geita District Council: Total Population by Age in Single Year, Five Years Age Groups and Sex and Rural-Urban

| Age | Total | | | Rural | | | Urban | | |
|----------------|----------------|----------------|----------------|----------------|----------------|----------------|----------------|---------------|---------------|
| | Both Sexes | Male | Female | Both Sexes | Male | Female | Both Sexes | Male | Female |
| Total | 807,619 | 400,475 | 407,144 | 640,459 | 319,421 | 321,038 | 167,160 | 81,054 | 86,106 |
| 0 | 32,849 | 16,502 | 16,347 | 25,876 | 12,948 | 12,928 | 6,973 | 3,554 | 3,419 |
| 1 | 29,440 | 14,851 | 14,589 | 23,973 | 12,051 | 11,922 | 5,467 | 2,800 | 2,667 |
| 2 | 32,797 | 16,316 | 16,481 | 26,679 | 13,304 | 13,375 | 6,118 | 3,012 | 3,106 |
| 3 | 30,759 | 15,412 | 15,347 | 24,995 | 12,489 | 12,506 | 5,764 | 2,923 | 2,841 |
| 4 | 31,406 | 15,618 | 15,788 | 25,766 | 12,833 | 12,933 | 5,640 | 2,785 | 2,855 |
| 0 - 4 | 157,251 | 78,699 | 78,552 | 127,289 | 63,625 | 63,664 | 29,962 | 15,074 | 14,888 |
| 5 | 28,401 | 14,377 | 14,024 | 23,167 | 11,767 | 11,400 | 5,234 | 2,610 | 2,624 |
| 6 | 29,388 | 14,695 | 14,693 | 24,109 | 12,149 | 11,960 | 5,279 | 2,546 | 2,733 |
| 7 | 27,798 | 13,974 | 13,824 | 22,648 | 11,417 | 11,231 | 5,150 | 2,557 | 2,593 |
| 8 | 26,779 | 13,203 | 13,576 | 22,063 | 10,862 | 11,201 | 4,716 | 2,341 | 2,375 |
| 9 | 21,519 | 10,839 | 10,680 | 17,426 | 8,794 | 8,632 | 4,093 | 2,045 | 2,048 |
| 5 - 9 | 133,885 | 67,088 | 66,797 | 109,413 | 54,989 | 54,424 | 24,472 | 12,099 | 12,373 |
| 10 | 27,374 | 13,547 | 13,827 | 22,531 | 11,231 | 11,300 | 4,843 | 2,316 | 2,527 |
| 11 | 17,646 | 8,788 | 8,858 | 14,309 | 7,174 | 7,135 | 3,337 | 1,614 | 1,723 |
| 12 | 27,800 | 14,102 | 13,698 | 22,628 | 11,601 | 11,027 | 5,172 | 2,501 | 2,671 |
| 13 | 18,786 | 9,420 | 9,366 | 15,136 | 7,724 | 7,412 | 3,650 | 1,696 | 1,954 |
| 14 | 19,116 | 9,424 | 9,692 | 15,385 | 7,775 | 7,610 | 3,731 | 1,649 | 2,082 |
| 10 - 14 | 110,722 | 55,281 | 55,441 | 89,989 | 45,505 | 44,484 | 20,733 | 9,776 | 10,957 |
| 15 | 18,283 | 9,374 | 8,909 | 14,670 | 7,751 | 6,919 | 3,613 | 1,623 | 1,990 |
| 16 | 17,477 | 8,619 | 8,858 | 13,652 | 6,934 | 6,718 | 3,825 | 1,685 | 2,140 |
| 17 | 15,900 | 8,098 | 7,802 | 12,347 | 6,494 | 5,853 | 3,553 | 1,604 | 1,949 |
| 18 | 19,488 | 9,410 | 10,078 | 15,074 | 7,454 | 7,620 | 4,414 | 1,956 | 2,458 |
| 19 | 13,510 | 6,305 | 7,205 | 10,254 | 4,904 | 5,350 | 3,256 | 1,401 | 1,855 |
| 15 - 19 | 84,658 | 41,806 | 42,852 | 65,997 | 33,537 | 32,460 | 18,661 | 8,269 | 10,392 |
| 20 | 21,845 | 9,930 | 11,915 | 16,921 | 7,890 | 9,031 | 4,924 | 2,040 | 2,884 |
| 21 | 10,861 | 5,143 | 5,718 | 8,144 | 4,023 | 4,121 | 2,717 | 1,120 | 1,597 |
| 22 | 16,052 | 7,314 | 8,738 | 12,018 | 5,635 | 6,383 | 4,034 | 1,679 | 2,355 |
| 23 | 10,241 | 4,745 | 5,496 | 7,519 | 3,595 | 3,924 | 2,722 | 1,150 | 1,572 |
| 24 | 11,665 | 5,378 | 6,287 | 8,569 | 4,057 | 4,512 | 3,096 | 1,321 | 1,775 |
| 20 - 24 | 70,664 | 32,510 | 38,154 | 53,171 | 25,200 | 27,971 | 17,493 | 7,310 | 10,183 |
| 25 | 15,033 | 7,135 | 7,898 | 11,213 | 5,344 | 5,869 | 3,820 | 1,791 | 2,029 |
| 26 | 10,615 | 4,912 | 5,703 | 7,635 | 3,609 | 4,026 | 2,980 | 1,303 | 1,677 |
| 27 | 8,869 | 4,204 | 4,665 | 6,487 | 3,104 | 3,383 | 2,382 | 1,100 | 1,282 |
| 28 | 14,505 | 6,756 | 7,749 | 10,374 | 4,792 | 5,582 | 4,131 | 1,964 | 2,167 |
| 29 | 7,432 | 3,316 | 4,116 | 5,264 | 2,352 | 2,912 | 2,168 | 964 | 1,204 |
| 25 - 29 | 56,454 | 26,323 | 30,131 | 40,973 | 19,201 | 21,772 | 15,481 | 7,122 | 8,359 |
| 30 | 17,422 | 8,428 | 8,994 | 13,050 | 6,153 | 6,897 | 4,372 | 2,275 | 2,097 |
| 31 | 4,959 | 2,528 | 2,431 | 3,568 | 1,806 | 1,762 | 1,391 | 722 | 669 |
| 32 | 10,701 | 5,281 | 5,420 | 7,633 | 3,710 | 3,923 | 3,068 | 1,571 | 1,497 |
| 33 | 5,905 | 2,999 | 2,906 | 4,266 | 2,128 | 2,138 | 1,639 | 871 | 768 |
| 34 | 6,307 | 3,187 | 3,120 | 4,584 | 2,256 | 2,328 | 1,723 | 931 | 792 |
| 30 - 34 | 45,294 | 22,423 | 22,871 | 33,101 | 16,053 | 17,048 | 12,193 | 6,370 | 5,823 |
| 35 | 10,754 | 5,517 | 5,237 | 8,063 | 3,980 | 4,083 | 2,691 | 1,537 | 1,154 |
| 36 | 7,181 | 3,548 | 3,633 | 5,365 | 2,585 | 2,780 | 1,816 | 963 | 853 |
| 37 | 5,812 | 2,895 | 2,917 | 4,320 | 2,105 | 2,215 | 1,492 | 790 | 702 |
| 38 | 10,047 | 4,837 | 5,210 | 7,891 | 3,687 | 4,204 | 2,156 | 1,150 | 1,006 |
| 39 | 4,731 | 2,363 | 2,368 | 3,617 | 1,762 | 1,855 | 1,114 | 601 | 513 |
| 35 - 39 | 38,525 | 19,160 | 19,365 | 29,256 | 14,119 | 15,137 | 9,269 | 5,041 | 4,228 |

Table 25.1: Geita District Council: Total Population by Age in Single Year, Five Years Age Groups and Sex and Rural-Urban

| Age | Total | | | Rural | | | Urban | | |
|----------------|---------------|---------------|---------------|---------------|---------------|---------------|--------------|--------------|--------------|
| | Both Sexes | Male | Female | Both Sexes | Male | Female | Both Sexes | Male | Female |
| 40 | 12,839 | 6,287 | 6,552 | 10,262 | 4,844 | 5,418 | 2,577 | 1,443 | 1,134 |
| 41 | 2,803 | 1,514 | 1,289 | 2,217 | 1,170 | 1,047 | 586 | 344 | 242 |
| 42 | 6,494 | 3,449 | 3,045 | 5,083 | 2,661 | 2,422 | 1,411 | 788 | 623 |
| 43 | 3,120 | 1,576 | 1,544 | 2,454 | 1,236 | 1,218 | 666 | 340 | 326 |
| 44 | 3,918 | 2,077 | 1,841 | 3,148 | 1,661 | 1,487 | 770 | 416 | 354 |
| 40 - 44 | 29,174 | 14,903 | 14,271 | 23,164 | 11,572 | 11,592 | 6,010 | 3,331 | 2,679 |
| 45 | 6,303 | 3,274 | 3,029 | 5,062 | 2,592 | 2,470 | 1,241 | 682 | 559 |
| 46 | 3,626 | 1,962 | 1,664 | 2,965 | 1,601 | 1,364 | 661 | 361 | 300 |
| 47 | 2,770 | 1,546 | 1,224 | 2,235 | 1,240 | 995 | 535 | 306 | 229 |
| 48 | 5,196 | 2,639 | 2,557 | 4,290 | 2,143 | 2,147 | 906 | 496 | 410 |
| 49 | 4,543 | 1,506 | 3,037 | 3,655 | 1,242 | 2,413 | 888 | 264 | 624 |
| 45 - 49 | 22,438 | 10,927 | 11,511 | 18,207 | 8,818 | 9,389 | 4,231 | 2,109 | 2,122 |
| 50 | 7,560 | 3,567 | 3,993 | 6,456 | 2,983 | 3,473 | 1,104 | 584 | 520 |
| 51 | 2,798 | 1,548 | 1,250 | 2,391 | 1,302 | 1,089 | 407 | 246 | 161 |
| 52 | 3,391 | 1,889 | 1,502 | 2,805 | 1,543 | 1,262 | 586 | 346 | 240 |
| 53 | 1,746 | 1,007 | 739 | 1,440 | 832 | 608 | 306 | 175 | 131 |
| 54 | 2,546 | 1,476 | 1,070 | 2,138 | 1,227 | 911 | 408 | 249 | 159 |
| 50 - 54 | 18,041 | 9,487 | 8,554 | 15,230 | 7,887 | 7,343 | 2,811 | 1,600 | 1,211 |
| 55 | 2,789 | 1,467 | 1,322 | 2,365 | 1,229 | 1,136 | 424 | 238 | 186 |
| 56 | 2,170 | 1,216 | 954 | 1,771 | 996 | 775 | 399 | 220 | 179 |
| 57 | 1,459 | 786 | 673 | 1,226 | 668 | 558 | 233 | 118 | 115 |
| 58 | 2,617 | 1,461 | 1,156 | 2,217 | 1,248 | 969 | 400 | 213 | 187 |
| 59 | 1,172 | 654 | 518 | 974 | 540 | 434 | 198 | 114 | 84 |
| 55 - 59 | 10,207 | 5,584 | 4,623 | 8,553 | 4,681 | 3,872 | 1,654 | 903 | 751 |
| 60 | 4,846 | 2,392 | 2,454 | 4,222 | 2,101 | 2,121 | 624 | 291 | 333 |
| 61 | 920 | 548 | 372 | 770 | 471 | 299 | 150 | 77 | 73 |
| 62 | 1,825 | 1,043 | 782 | 1,540 | 878 | 662 | 285 | 165 | 120 |
| 63 | 1,040 | 640 | 400 | 877 | 553 | 324 | 163 | 87 | 76 |
| 64 | 1,248 | 795 | 453 | 1,062 | 677 | 385 | 186 | 118 | 68 |
| 60 - 64 | 9,879 | 5,418 | 4,461 | 8,471 | 4,680 | 3,791 | 1,408 | 738 | 670 |
| 65 | 2,235 | 1,137 | 1,098 | 1,932 | 993 | 939 | 303 | 144 | 159 |
| 66 | 747 | 444 | 303 | 646 | 382 | 264 | 101 | 62 | 39 |
| 67 | 1,050 | 629 | 421 | 891 | 542 | 349 | 159 | 87 | 72 |
| 68 | 1,446 | 775 | 671 | 1,264 | 681 | 583 | 182 | 94 | 88 |
| 69 | 608 | 361 | 247 | 515 | 304 | 211 | 93 | 57 | 36 |
| 65 - 69 | 6,086 | 3,346 | 2,740 | 5,248 | 2,902 | 2,346 | 838 | 444 | 394 |
| 70 | 3,147 | 1,533 | 1,614 | 2,724 | 1,362 | 1,362 | 423 | 171 | 252 |
| 71 | 450 | 269 | 181 | 395 | 234 | 161 | 55 | 35 | 20 |
| 72 | 1,131 | 627 | 504 | 1,007 | 566 | 441 | 124 | 61 | 63 |
| 73 | 467 | 281 | 186 | 401 | 248 | 153 | 66 | 33 | 33 |
| 74 | 506 | 319 | 187 | 428 | 275 | 153 | 78 | 44 | 34 |
| 70 - 74 | 5,701 | 3,029 | 2,672 | 4,955 | 2,685 | 2,270 | 746 | 344 | 402 |
| 75 | 1,169 | 583 | 586 | 1,026 | 513 | 513 | 143 | 70 | 73 |
| 76 | 576 | 350 | 226 | 484 | 301 | 183 | 92 | 49 | 43 |
| 77 | 347 | 206 | 141 | 307 | 184 | 123 | 40 | 22 | 18 |
| 78 | 791 | 434 | 357 | 698 | 382 | 316 | 93 | 52 | 41 |
| 79 | 378 | 240 | 138 | 324 | 212 | 112 | 54 | 28 | 26 |
| 75 - 79 | 3,261 | 1,813 | 1,448 | 2,839 | 1,592 | 1,247 | 422 | 221 | 201 |
| 80+ | 5,379 | 2,678 | 2,701 | 4,603 | 2,375 | 2,228 | 776 | 303 | 473 |

Table 25.2: Nyang'hwale District Council: Total Population by Age in Single Year, Five Year Age Groups and Sex and Rural-Urban

| Age | Total | | | Rural | | | Urban | | |
|----------------|----------------|---------------|---------------|----------------|---------------|---------------|------------|----------|----------|
| | Both Sexes | Male | Female | Both Sexes | Male | Female | Both Sexes | Male | Female |
| Total | 148,320 | 73,272 | 75,048 | 148,320 | 73,272 | 75,048 | 0 | 0 | 0 |
| 0 | 6,023 | 2,954 | 3,069 | 6,023 | 2,954 | 3,069 | 0 | 0 | 0 |
| 1 | 5,424 | 2,716 | 2,708 | 5,424 | 2,716 | 2,708 | 0 | 0 | 0 |
| 2 | 6,265 | 3,183 | 3,082 | 6,265 | 3,183 | 3,082 | 0 | 0 | 0 |
| 3 | 6,118 | 3,095 | 3,023 | 6,118 | 3,095 | 3,023 | 0 | 0 | 0 |
| 4 | 5,892 | 2,963 | 2,929 | 5,892 | 2,963 | 2,929 | 0 | 0 | 0 |
| 0 - 4 | 29,722 | 14,911 | 14,811 | 29,722 | 14,911 | 14,811 | 0 | 0 | 0 |
| 5 | 5,487 | 2,802 | 2,685 | 5,487 | 2,802 | 2,685 | 0 | 0 | 0 |
| 6 | 5,521 | 2,844 | 2,677 | 5,521 | 2,844 | 2,677 | 0 | 0 | 0 |
| 7 | 5,295 | 2,641 | 2,654 | 5,295 | 2,641 | 2,654 | 0 | 0 | 0 |
| 8 | 5,025 | 2,535 | 2,490 | 5,025 | 2,535 | 2,490 | 0 | 0 | 0 |
| 9 | 4,229 | 2,103 | 2,126 | 4,229 | 2,103 | 2,126 | 0 | 0 | 0 |
| 5 - 9 | 25,557 | 12,925 | 12,632 | 25,557 | 12,925 | 12,632 | 0 | 0 | 0 |
| 10 | 5,300 | 2,691 | 2,609 | 5,300 | 2,691 | 2,609 | 0 | 0 | 0 |
| 11 | 3,527 | 1,762 | 1,765 | 3,527 | 1,762 | 1,765 | 0 | 0 | 0 |
| 12 | 5,128 | 2,631 | 2,497 | 5,128 | 2,631 | 2,497 | 0 | 0 | 0 |
| 13 | 3,610 | 1,882 | 1,728 | 3,610 | 1,882 | 1,728 | 0 | 0 | 0 |
| 14 | 3,685 | 1,832 | 1,853 | 3,685 | 1,832 | 1,853 | 0 | 0 | 0 |
| 10 - 14 | 21,250 | 10,798 | 10,452 | 21,250 | 10,798 | 10,452 | 0 | 0 | 0 |
| 15 | 3,444 | 1,821 | 1,623 | 3,444 | 1,821 | 1,623 | 0 | 0 | 0 |
| 16 | 3,350 | 1,689 | 1,661 | 3,350 | 1,689 | 1,661 | 0 | 0 | 0 |
| 17 | 2,943 | 1,517 | 1,426 | 2,943 | 1,517 | 1,426 | 0 | 0 | 0 |
| 18 | 3,593 | 1,720 | 1,873 | 3,593 | 1,720 | 1,873 | 0 | 0 | 0 |
| 19 | 2,381 | 1,111 | 1,270 | 2,381 | 1,111 | 1,270 | 0 | 0 | 0 |
| 15 - 19 | 15,711 | 7,858 | 7,853 | 15,711 | 7,858 | 7,853 | 0 | 0 | 0 |
| 20 | 3,868 | 1,754 | 2,114 | 3,868 | 1,754 | 2,114 | 0 | 0 | 0 |
| 21 | 1,837 | 880 | 957 | 1,837 | 880 | 957 | 0 | 0 | 0 |
| 22 | 2,611 | 1,268 | 1,343 | 2,611 | 1,268 | 1,343 | 0 | 0 | 0 |
| 23 | 1,670 | 811 | 859 | 1,670 | 811 | 859 | 0 | 0 | 0 |
| 24 | 1,841 | 874 | 967 | 1,841 | 874 | 967 | 0 | 0 | 0 |
| 20 - 24 | 11,827 | 5,587 | 6,240 | 11,827 | 5,587 | 6,240 | 0 | 0 | 0 |
| 25 | 2,576 | 1,232 | 1,344 | 2,576 | 1,232 | 1,344 | 0 | 0 | 0 |
| 26 | 1,728 | 832 | 896 | 1,728 | 832 | 896 | 0 | 0 | 0 |
| 27 | 1,431 | 660 | 771 | 1,431 | 660 | 771 | 0 | 0 | 0 |
| 28 | 2,328 | 1,052 | 1,276 | 2,328 | 1,052 | 1,276 | 0 | 0 | 0 |
| 29 | 1,219 | 517 | 702 | 1,219 | 517 | 702 | 0 | 0 | 0 |
| 25 - 29 | 9,282 | 4,293 | 4,989 | 9,282 | 4,293 | 4,989 | 0 | 0 | 0 |
| 30 | 3,162 | 1,337 | 1,825 | 3,162 | 1,337 | 1,825 | 0 | 0 | 0 |
| 31 | 815 | 397 | 418 | 815 | 397 | 418 | 0 | 0 | 0 |
| 32 | 1,661 | 833 | 828 | 1,661 | 833 | 828 | 0 | 0 | 0 |
| 33 | 902 | 437 | 465 | 902 | 437 | 465 | 0 | 0 | 0 |
| 34 | 935 | 437 | 498 | 935 | 437 | 498 | 0 | 0 | 0 |
| 30 - 34 | 7,475 | 3,441 | 4,034 | 7,475 | 3,441 | 4,034 | 0 | 0 | 0 |
| 35 | 1,813 | 833 | 980 | 1,813 | 833 | 980 | 0 | 0 | 0 |
| 36 | 1,149 | 535 | 614 | 1,149 | 535 | 614 | 0 | 0 | 0 |
| 37 | 913 | 440 | 473 | 913 | 440 | 473 | 0 | 0 | 0 |
| 38 | 1,813 | 840 | 973 | 1,813 | 840 | 973 | 0 | 0 | 0 |
| 39 | 799 | 363 | 436 | 799 | 363 | 436 | 0 | 0 | 0 |
| 35 - 39 | 6,487 | 3,011 | 3,476 | 6,487 | 3,011 | 3,476 | 0 | 0 | 0 |

Table 25.2: Nyang'hwale District Council: Total Population by Age in Single Year, Five Year Age Groups and Sex and Rural-Urban

| Age | Total | | | Rural | | | Urban | | |
|----------------|--------------|--------------|--------------|--------------|--------------|--------------|------------|----------|----------|
| | Both Sexes | Male | Female | Both Sexes | Male | Female | Both Sexes | Male | Female |
| 40 | 2,512 | 1,131 | 1,381 | 2,512 | 1,131 | 1,381 | 0 | 0 | 0 |
| 41 | 534 | 261 | 273 | 534 | 261 | 273 | 0 | 0 | 0 |
| 42 | 1,093 | 585 | 508 | 1,093 | 585 | 508 | 0 | 0 | 0 |
| 43 | 573 | 278 | 295 | 573 | 278 | 295 | 0 | 0 | 0 |
| 44 | 550 | 264 | 286 | 550 | 264 | 286 | 0 | 0 | 0 |
| 40 - 44 | 5,262 | 2,519 | 2,743 | 5,262 | 2,519 | 2,743 | 0 | 0 | 0 |
| 45 | 1,225 | 587 | 638 | 1,225 | 587 | 638 | 0 | 0 | 0 |
| 46 | 604 | 331 | 273 | 604 | 331 | 273 | 0 | 0 | 0 |
| 47 | 466 | 229 | 237 | 466 | 229 | 237 | 0 | 0 | 0 |
| 48 | 995 | 481 | 514 | 995 | 481 | 514 | 0 | 0 | 0 |
| 49 | 1,424 | 277 | 1,147 | 1,424 | 277 | 1,147 | 0 | 0 | 0 |
| 45 - 49 | 4,714 | 1,905 | 2,809 | 4,714 | 1,905 | 2,809 | 0 | 0 | 0 |
| 50 | 1,517 | 718 | 799 | 1,517 | 718 | 799 | 0 | 0 | 0 |
| 51 | 491 | 294 | 197 | 491 | 294 | 197 | 0 | 0 | 0 |
| 52 | 578 | 336 | 242 | 578 | 336 | 242 | 0 | 0 | 0 |
| 53 | 257 | 142 | 115 | 257 | 142 | 115 | 0 | 0 | 0 |
| 54 | 434 | 248 | 186 | 434 | 248 | 186 | 0 | 0 | 0 |
| 50 - 54 | 3,277 | 1,738 | 1,539 | 3,277 | 1,738 | 1,539 | 0 | 0 | 0 |
| 55 | 553 | 315 | 238 | 553 | 315 | 238 | 0 | 0 | 0 |
| 56 | 369 | 195 | 174 | 369 | 195 | 174 | 0 | 0 | 0 |
| 57 | 237 | 145 | 92 | 237 | 145 | 92 | 0 | 0 | 0 |
| 58 | 468 | 266 | 202 | 468 | 266 | 202 | 0 | 0 | 0 |
| 59 | 194 | 118 | 76 | 194 | 118 | 76 | 0 | 0 | 0 |
| 55 - 59 | 1,821 | 1,039 | 782 | 1,821 | 1,039 | 782 | 0 | 0 | 0 |
| 60 | 934 | 484 | 450 | 934 | 484 | 450 | 0 | 0 | 0 |
| 61 | 191 | 111 | 80 | 191 | 111 | 80 | 0 | 0 | 0 |
| 62 | 285 | 169 | 116 | 285 | 169 | 116 | 0 | 0 | 0 |
| 63 | 200 | 128 | 72 | 200 | 128 | 72 | 0 | 0 | 0 |
| 64 | 199 | 116 | 83 | 199 | 116 | 83 | 0 | 0 | 0 |
| 60 - 64 | 1,809 | 1,008 | 801 | 1,809 | 1,008 | 801 | 0 | 0 | 0 |
| 65 | 384 | 204 | 180 | 384 | 204 | 180 | 0 | 0 | 0 |
| 66 | 131 | 66 | 65 | 131 | 66 | 65 | 0 | 0 | 0 |
| 67 | 188 | 111 | 77 | 188 | 111 | 77 | 0 | 0 | 0 |
| 68 | 312 | 159 | 153 | 312 | 159 | 153 | 0 | 0 | 0 |
| 69 | 111 | 71 | 40 | 111 | 71 | 40 | 0 | 0 | 0 |
| 65 - 69 | 1,126 | 611 | 515 | 1,126 | 611 | 515 | 0 | 0 | 0 |
| 70 | 655 | 337 | 318 | 655 | 337 | 318 | 0 | 0 | 0 |
| 71 | 82 | 46 | 36 | 82 | 46 | 36 | 0 | 0 | 0 |
| 72 | 217 | 120 | 97 | 217 | 120 | 97 | 0 | 0 | 0 |
| 73 | 71 | 45 | 26 | 71 | 45 | 26 | 0 | 0 | 0 |
| 74 | 82 | 52 | 30 | 82 | 52 | 30 | 0 | 0 | 0 |
| 70 - 74 | 1,107 | 600 | 507 | 1,107 | 600 | 507 | 0 | 0 | 0 |
| 75 | 241 | 131 | 110 | 241 | 131 | 110 | 0 | 0 | 0 |
| 76 | 134 | 88 | 46 | 134 | 88 | 46 | 0 | 0 | 0 |
| 77 | 71 | 42 | 29 | 71 | 42 | 29 | 0 | 0 | 0 |
| 78 | 175 | 97 | 78 | 175 | 97 | 78 | 0 | 0 | 0 |
| 79 | 63 | 38 | 25 | 63 | 38 | 25 | 0 | 0 | 0 |
| 75 - 79 | 684 | 396 | 288 | 684 | 396 | 288 | 0 | 0 | 0 |
| 80+ | 1,209 | 632 | 577 | 1,209 | 632 | 577 | 0 | 0 | 0 |

Table 25.3: Mbogwe District Council: Total Population by Age in Single Year, Five Year Age Groups and Sex and Rural-Urban

| Age | Total | | | Rural | | | Urban | | |
|----------------|----------------|---------------|---------------|----------------|---------------|---------------|---------------|--------------|--------------|
| | Both Sexes | Male | Female | Both Sexes | Male | Female | Both Sexes | Male | Female |
| Total | 193,922 | 95,083 | 98,839 | 181,482 | 89,117 | 92,365 | 12,440 | 5,966 | 6,474 |
| 0 | 7,781 | 3,894 | 3,887 | 7,331 | 3,679 | 3,652 | 450 | 215 | 235 |
| 1 | 7,199 | 3,603 | 3,596 | 6,813 | 3,414 | 3,399 | 386 | 189 | 197 |
| 2 | 7,959 | 3,955 | 4,004 | 7,524 | 3,738 | 3,786 | 435 | 217 | 218 |
| 3 | 7,713 | 3,835 | 3,878 | 7,286 | 3,626 | 3,660 | 427 | 209 | 218 |
| 4 | 7,914 | 3,900 | 4,014 | 7,501 | 3,714 | 3,787 | 413 | 186 | 227 |
| 0 - 4 | 38,566 | 19,187 | 19,379 | 36,455 | 18,171 | 18,284 | 2,111 | 1,016 | 1,095 |
| 5 | 7,116 | 3,600 | 3,516 | 6,726 | 3,408 | 3,318 | 390 | 192 | 198 |
| 6 | 7,427 | 3,777 | 3,650 | 7,049 | 3,594 | 3,455 | 378 | 183 | 195 |
| 7 | 6,781 | 3,394 | 3,387 | 6,418 | 3,220 | 3,198 | 363 | 174 | 189 |
| 8 | 6,940 | 3,419 | 3,521 | 6,606 | 3,265 | 3,341 | 334 | 154 | 180 |
| 9 | 5,363 | 2,679 | 2,684 | 5,052 | 2,534 | 2,518 | 311 | 145 | 166 |
| 5 - 9 | 33,627 | 16,869 | 16,758 | 31,851 | 16,021 | 15,830 | 1,776 | 848 | 928 |
| 10 | 6,924 | 3,505 | 3,419 | 6,561 | 3,320 | 3,241 | 363 | 185 | 178 |
| 11 | 4,523 | 2,246 | 2,277 | 4,266 | 2,127 | 2,139 | 257 | 119 | 138 |
| 12 | 7,087 | 3,605 | 3,482 | 6,679 | 3,405 | 3,274 | 408 | 200 | 208 |
| 13 | 4,665 | 2,362 | 2,303 | 4,375 | 2,228 | 2,147 | 290 | 134 | 156 |
| 14 | 4,819 | 2,397 | 2,422 | 4,516 | 2,262 | 2,254 | 303 | 135 | 168 |
| 10 - 14 | 28,018 | 14,115 | 13,903 | 26,397 | 13,342 | 13,055 | 1,621 | 773 | 848 |
| 15 | 4,644 | 2,426 | 2,218 | 4,373 | 2,305 | 2,068 | 271 | 121 | 150 |
| 16 | 4,379 | 2,173 | 2,206 | 4,082 | 2,046 | 2,036 | 297 | 127 | 170 |
| 17 | 3,810 | 1,940 | 1,870 | 3,547 | 1,803 | 1,744 | 263 | 137 | 126 |
| 18 | 4,790 | 2,352 | 2,438 | 4,446 | 2,202 | 2,244 | 344 | 150 | 194 |
| 19 | 3,093 | 1,439 | 1,654 | 2,846 | 1,335 | 1,511 | 247 | 104 | 143 |
| 15 - 19 | 20,716 | 10,330 | 10,386 | 19,294 | 9,691 | 9,603 | 1,422 | 639 | 783 |
| 20 | 5,157 | 2,353 | 2,804 | 4,799 | 2,198 | 2,601 | 358 | 155 | 203 |
| 21 | 2,424 | 1,147 | 1,277 | 2,254 | 1,054 | 1,200 | 170 | 93 | 77 |
| 22 | 3,631 | 1,607 | 2,024 | 3,354 | 1,486 | 1,868 | 277 | 121 | 156 |
| 23 | 2,191 | 1,022 | 1,169 | 1,978 | 923 | 1,055 | 213 | 99 | 114 |
| 24 | 2,535 | 1,158 | 1,377 | 2,313 | 1,058 | 1,255 | 222 | 100 | 122 |
| 20 - 24 | 15,938 | 7,287 | 8,651 | 14,698 | 6,719 | 7,979 | 1,240 | 568 | 672 |
| 25 | 3,383 | 1,547 | 1,836 | 3,103 | 1,413 | 1,690 | 280 | 134 | 146 |
| 26 | 2,385 | 1,068 | 1,317 | 2,206 | 998 | 1,208 | 179 | 70 | 109 |
| 27 | 1,916 | 863 | 1,053 | 1,734 | 774 | 960 | 182 | 89 | 93 |
| 28 | 3,335 | 1,460 | 1,875 | 3,054 | 1,342 | 1,712 | 281 | 118 | 163 |
| 29 | 1,644 | 702 | 942 | 1,508 | 642 | 866 | 136 | 60 | 76 |
| 25 - 29 | 12,663 | 5,640 | 7,023 | 11,605 | 5,169 | 6,436 | 1,058 | 471 | 587 |
| 30 | 4,355 | 1,922 | 2,433 | 4,006 | 1,735 | 2,271 | 349 | 187 | 162 |
| 31 | 1,003 | 494 | 509 | 904 | 443 | 461 | 99 | 51 | 48 |
| 32 | 2,292 | 1,079 | 1,213 | 2,082 | 963 | 1,119 | 210 | 116 | 94 |
| 33 | 1,141 | 520 | 621 | 1,027 | 464 | 563 | 114 | 56 | 58 |
| 34 | 1,287 | 634 | 653 | 1,158 | 577 | 581 | 129 | 57 | 72 |
| 30 - 34 | 10,078 | 4,649 | 5,429 | 9,177 | 4,182 | 4,995 | 901 | 467 | 434 |
| 35 | 2,468 | 1,217 | 1,251 | 2,230 | 1,090 | 1,140 | 238 | 127 | 111 |
| 36 | 1,581 | 705 | 876 | 1,444 | 640 | 804 | 137 | 65 | 72 |
| 37 | 1,325 | 614 | 711 | 1,197 | 552 | 645 | 128 | 62 | 66 |
| 38 | 2,355 | 1,115 | 1,240 | 2,170 | 1,026 | 1,144 | 185 | 89 | 96 |
| 39 | 1,096 | 502 | 594 | 1,000 | 457 | 543 | 96 | 45 | 51 |
| 35 - 39 | 8,825 | 4,153 | 4,672 | 8,041 | 3,765 | 4,276 | 784 | 388 | 396 |

Table 25.3: Mbogwe District Council: Total Population by Age in Single Year, Five Year Age Groups and Sex and Rural-Urban

| Age | Total | | | Rural | | | Urban | | |
|----------------|--------------|--------------|--------------|--------------|--------------|--------------|------------|------------|------------|
| | Both Sexes | Male | Female | Both Sexes | Male | Female | Both Sexes | Male | Female |
| 40 | 3,196 | 1,460 | 1,736 | 2,992 | 1,358 | 1,634 | 204 | 102 | 102 |
| 41 | 604 | 316 | 288 | 545 | 282 | 263 | 59 | 34 | 25 |
| 42 | 1,415 | 754 | 661 | 1,315 | 694 | 621 | 100 | 60 | 40 |
| 43 | 702 | 317 | 385 | 649 | 291 | 358 | 53 | 26 | 27 |
| 44 | 839 | 450 | 389 | 764 | 408 | 356 | 75 | 42 | 33 |
| 40 - 44 | 6,756 | 3,297 | 3,459 | 6,265 | 3,033 | 3,232 | 491 | 264 | 227 |
| 45 | 1,541 | 797 | 744 | 1,423 | 736 | 687 | 118 | 61 | 57 |
| 46 | 800 | 385 | 415 | 745 | 365 | 380 | 55 | 20 | 35 |
| 47 | 642 | 327 | 315 | 590 | 300 | 290 | 52 | 27 | 25 |
| 48 | 1,314 | 639 | 675 | 1,223 | 594 | 629 | 91 | 45 | 46 |
| 49 | 1,476 | 326 | 1,150 | 1,310 | 302 | 1,008 | 166 | 24 | 142 |
| 45 - 49 | 5,773 | 2,474 | 3,299 | 5,291 | 2,297 | 2,994 | 482 | 177 | 305 |
| 50 | 1,879 | 899 | 980 | 1,803 | 849 | 954 | 76 | 50 | 26 |
| 51 | 596 | 353 | 243 | 555 | 322 | 233 | 41 | 31 | 10 |
| 52 | 677 | 387 | 290 | 640 | 366 | 274 | 37 | 21 | 16 |
| 53 | 369 | 210 | 159 | 348 | 192 | 156 | 21 | 18 | 3 |
| 54 | 452 | 270 | 182 | 425 | 249 | 176 | 27 | 21 | 6 |
| 50 - 54 | 3,973 | 2,119 | 1,854 | 3,771 | 1,978 | 1,793 | 202 | 141 | 61 |
| 55 | 650 | 342 | 308 | 619 | 321 | 298 | 31 | 21 | 10 |
| 56 | 402 | 221 | 181 | 375 | 204 | 171 | 27 | 17 | 10 |
| 57 | 286 | 163 | 123 | 277 | 157 | 120 | 9 | 6 | 3 |
| 58 | 558 | 311 | 247 | 531 | 287 | 244 | 27 | 24 | 3 |
| 59 | 192 | 123 | 69 | 184 | 116 | 68 | 8 | 7 | 1 |
| 55 - 59 | 2,088 | 1,160 | 928 | 1,986 | 1,085 | 901 | 102 | 75 | 27 |
| 60 | 1,133 | 565 | 568 | 1,098 | 545 | 553 | 35 | 20 | 15 |
| 61 | 199 | 120 | 79 | 194 | 118 | 76 | 5 | 2 | 3 |
| 62 | 366 | 220 | 146 | 350 | 209 | 141 | 16 | 11 | 5 |
| 63 | 237 | 162 | 75 | 222 | 150 | 72 | 15 | 12 | 3 |
| 64 | 228 | 146 | 82 | 220 | 141 | 79 | 8 | 5 | 3 |
| 60 - 64 | 2,163 | 1,213 | 950 | 2,084 | 1,163 | 921 | 79 | 50 | 29 |
| 65 | 509 | 268 | 241 | 489 | 257 | 232 | 20 | 11 | 9 |
| 66 | 156 | 87 | 69 | 148 | 82 | 66 | 8 | 5 | 3 |
| 67 | 234 | 135 | 99 | 226 | 134 | 92 | 8 | 1 | 7 |
| 68 | 301 | 167 | 134 | 288 | 160 | 128 | 13 | 7 | 6 |
| 69 | 126 | 80 | 46 | 121 | 77 | 44 | 5 | 3 | 2 |
| 65 - 69 | 1,326 | 737 | 589 | 1,272 | 710 | 562 | 54 | 27 | 27 |
| 70 | 808 | 390 | 418 | 788 | 375 | 413 | 20 | 15 | 5 |
| 71 | 92 | 57 | 35 | 88 | 54 | 34 | 4 | 3 | 1 |
| 72 | 231 | 144 | 87 | 224 | 138 | 86 | 7 | 6 | 1 |
| 73 | 92 | 53 | 39 | 87 | 51 | 36 | 5 | 2 | 3 |
| 74 | 121 | 84 | 37 | 117 | 82 | 35 | 4 | 2 | 2 |
| 70 - 74 | 1,344 | 728 | 616 | 1,304 | 700 | 604 | 40 | 28 | 12 |
| 75 | 268 | 150 | 118 | 257 | 147 | 110 | 11 | 3 | 8 |
| 76 | 138 | 86 | 52 | 136 | 84 | 52 | 2 | 2 | 0 |
| 77 | 65 | 41 | 24 | 61 | 38 | 23 | 4 | 3 | 1 |
| 78 | 198 | 113 | 85 | 192 | 111 | 81 | 6 | 2 | 4 |
| 79 | 79 | 49 | 30 | 74 | 47 | 27 | 5 | 2 | 3 |
| 75 - 79 | 748 | 439 | 309 | 720 | 427 | 293 | 28 | 12 | 16 |
| 80+ | 1,320 | 686 | 634 | 1,271 | 664 | 607 | 49 | 22 | 27 |

Table 25.4: Bukombe District Council: Total Population by Age in Single Year, Five Year Age Groups and Sex and Rural-Urban

| Age | Total | | | Rural | | | Urban | | |
|----------------|----------------|----------------|----------------|----------------|---------------|---------------|---------------|---------------|---------------|
| | Both Sexes | Male | Female | Both Sexes | Male | Female | Both Sexes | Male | Female |
| Total | 224,542 | 110,857 | 113,685 | 177,767 | 88,191 | 89,576 | 46,775 | 22,666 | 24,109 |
| 0 | 9,107 | 4,581 | 4,526 | 7,374 | 3,683 | 3,691 | 1,733 | 898 | 835 |
| 1 | 8,050 | 4,036 | 4,014 | 6,542 | 3,279 | 3,263 | 1,508 | 757 | 751 |
| 2 | 8,916 | 4,538 | 4,378 | 7,316 | 3,763 | 3,553 | 1,600 | 775 | 825 |
| 3 | 8,919 | 4,446 | 4,473 | 7,303 | 3,615 | 3,688 | 1,616 | 831 | 785 |
| 4 | 8,970 | 4,522 | 4,448 | 7,318 | 3,675 | 3,643 | 1,652 | 847 | 805 |
| 0 - 4 | 43,962 | 22,123 | 21,839 | 35,853 | 18,015 | 17,838 | 8,109 | 4,108 | 4,001 |
| 5 | 8,006 | 4,037 | 3,969 | 6,567 | 3,344 | 3,223 | 1,439 | 693 | 746 |
| 6 | 8,104 | 4,023 | 4,081 | 6,695 | 3,331 | 3,364 | 1,409 | 692 | 717 |
| 7 | 7,925 | 4,031 | 3,894 | 6,414 | 3,255 | 3,159 | 1,511 | 776 | 735 |
| 8 | 7,415 | 3,628 | 3,787 | 6,132 | 3,010 | 3,122 | 1,283 | 618 | 665 |
| 9 | 6,109 | 3,066 | 3,043 | 4,975 | 2,509 | 2,466 | 1,134 | 557 | 577 |
| 5 - 9 | 37,559 | 18,785 | 18,774 | 30,783 | 15,449 | 15,334 | 6,776 | 3,336 | 3,440 |
| 10 | 7,820 | 3,877 | 3,943 | 6,421 | 3,182 | 3,239 | 1,399 | 695 | 704 |
| 11 | 4,968 | 2,498 | 2,470 | 4,008 | 2,038 | 1,970 | 960 | 460 | 500 |
| 12 | 7,838 | 3,869 | 3,969 | 6,346 | 3,168 | 3,178 | 1,492 | 701 | 791 |
| 13 | 5,368 | 2,727 | 2,641 | 4,286 | 2,217 | 2,069 | 1,082 | 510 | 572 |
| 14 | 5,497 | 2,782 | 2,715 | 4,377 | 2,266 | 2,111 | 1,120 | 516 | 604 |
| 10 - 14 | 31,491 | 15,753 | 15,738 | 25,438 | 12,871 | 12,567 | 6,053 | 2,882 | 3,171 |
| 15 | 5,056 | 2,589 | 2,467 | 4,030 | 2,117 | 1,913 | 1,026 | 472 | 554 |
| 16 | 4,866 | 2,419 | 2,447 | 3,830 | 1,964 | 1,866 | 1,036 | 455 | 581 |
| 17 | 4,409 | 2,155 | 2,254 | 3,385 | 1,696 | 1,689 | 1,024 | 459 | 565 |
| 18 | 5,558 | 2,733 | 2,825 | 4,274 | 2,144 | 2,130 | 1,284 | 589 | 695 |
| 19 | 3,822 | 1,665 | 2,157 | 2,914 | 1,302 | 1,612 | 908 | 363 | 545 |
| 15 - 19 | 23,711 | 11,561 | 12,150 | 18,433 | 9,223 | 9,210 | 5,278 | 2,338 | 2,940 |
| 20 | 6,010 | 2,652 | 3,358 | 4,639 | 2,085 | 2,554 | 1,371 | 567 | 804 |
| 21 | 2,901 | 1,336 | 1,565 | 2,183 | 1,033 | 1,150 | 718 | 303 | 415 |
| 22 | 4,425 | 2,003 | 2,422 | 3,316 | 1,552 | 1,764 | 1,109 | 451 | 658 |
| 23 | 2,786 | 1,219 | 1,567 | 2,025 | 918 | 1,107 | 761 | 301 | 460 |
| 24 | 3,194 | 1,416 | 1,778 | 2,381 | 1,045 | 1,336 | 813 | 371 | 442 |
| 20 - 24 | 19,316 | 8,626 | 10,690 | 14,544 | 6,633 | 7,911 | 4,772 | 1,993 | 2,779 |
| 25 | 4,304 | 2,006 | 2,298 | 3,292 | 1,530 | 1,762 | 1,012 | 476 | 536 |
| 26 | 2,868 | 1,280 | 1,588 | 2,165 | 968 | 1,197 | 703 | 312 | 391 |
| 27 | 2,506 | 1,141 | 1,365 | 1,867 | 871 | 996 | 639 | 270 | 369 |
| 28 | 4,078 | 1,888 | 2,190 | 3,013 | 1,376 | 1,637 | 1,065 | 512 | 553 |
| 29 | 2,108 | 939 | 1,169 | 1,516 | 679 | 837 | 592 | 260 | 332 |
| 25 - 29 | 15,864 | 7,254 | 8,610 | 11,853 | 5,424 | 6,429 | 4,011 | 1,830 | 2,181 |
| 30 | 5,147 | 2,405 | 2,742 | 3,851 | 1,782 | 2,069 | 1,296 | 623 | 673 |
| 31 | 1,409 | 686 | 723 | 1,011 | 495 | 516 | 398 | 191 | 207 |
| 32 | 3,082 | 1,500 | 1,582 | 2,258 | 1,086 | 1,172 | 824 | 414 | 410 |
| 33 | 1,624 | 783 | 841 | 1,145 | 551 | 594 | 479 | 232 | 247 |
| 34 | 1,706 | 858 | 848 | 1,225 | 618 | 607 | 481 | 240 | 241 |
| 30 - 34 | 12,968 | 6,232 | 6,736 | 9,490 | 4,532 | 4,958 | 3,478 | 1,700 | 1,778 |
| 35 | 3,150 | 1,631 | 1,519 | 2,360 | 1,229 | 1,131 | 790 | 402 | 388 |
| 36 | 1,950 | 940 | 1,010 | 1,456 | 693 | 763 | 494 | 247 | 247 |
| 37 | 1,734 | 811 | 923 | 1,251 | 570 | 681 | 483 | 241 | 242 |
| 38 | 2,847 | 1,343 | 1,504 | 2,126 | 965 | 1,161 | 721 | 378 | 343 |
| 39 | 1,388 | 699 | 689 | 1,056 | 530 | 526 | 332 | 169 | 163 |
| 35 - 39 | 11,069 | 5,424 | 5,645 | 8,249 | 3,987 | 4,262 | 2,820 | 1,437 | 1,383 |

Table 25.4: Bukombe District Council: Total Population by Age in Single Year, Five Year Age Groups and Sex and Rural-Urban

| Age | Total | | | Rural | | | Urban | | |
|----------------|--------------|--------------|--------------|--------------|--------------|--------------|--------------|--------------|------------|
| | Both Sexes | Male | Female | Both Sexes | Male | Female | Both Sexes | Male | Female |
| 40 | 3,618 | 1,832 | 1,786 | 2,860 | 1,383 | 1,477 | 758 | 449 | 309 |
| 41 | 734 | 386 | 348 | 549 | 277 | 272 | 185 | 109 | 76 |
| 42 | 1,863 | 1,017 | 846 | 1,414 | 748 | 666 | 449 | 269 | 180 |
| 43 | 883 | 494 | 389 | 658 | 353 | 305 | 225 | 141 | 84 |
| 44 | 1,025 | 568 | 457 | 761 | 409 | 352 | 264 | 159 | 105 |
| 40 - 44 | 8,123 | 4,297 | 3,826 | 6,242 | 3,170 | 3,072 | 1,881 | 1,127 | 754 |
| 45 | 1,739 | 925 | 814 | 1,391 | 699 | 692 | 348 | 226 | 122 |
| 46 | 939 | 492 | 447 | 739 | 377 | 362 | 200 | 115 | 85 |
| 47 | 759 | 412 | 347 | 591 | 311 | 280 | 168 | 101 | 67 |
| 48 | 1,331 | 713 | 618 | 1,065 | 567 | 498 | 266 | 146 | 120 |
| 49 | 1,662 | 392 | 1,270 | 1,137 | 318 | 819 | 525 | 74 | 451 |
| 45 - 49 | 6,430 | 2,934 | 3,496 | 4,923 | 2,272 | 2,651 | 1,507 | 662 | 845 |
| 50 | 2,011 | 1,013 | 998 | 1,719 | 826 | 893 | 292 | 187 | 105 |
| 51 | 635 | 387 | 248 | 542 | 323 | 219 | 93 | 64 | 29 |
| 52 | 787 | 494 | 293 | 625 | 382 | 243 | 162 | 112 | 50 |
| 53 | 432 | 260 | 172 | 348 | 201 | 147 | 84 | 59 | 25 |
| 54 | 487 | 302 | 185 | 390 | 229 | 161 | 97 | 73 | 24 |
| 50 - 54 | 4,352 | 2,456 | 1,896 | 3,624 | 1,961 | 1,663 | 728 | 495 | 233 |
| 55 | 665 | 377 | 288 | 562 | 312 | 250 | 103 | 65 | 38 |
| 56 | 428 | 212 | 216 | 352 | 164 | 188 | 76 | 48 | 28 |
| 57 | 341 | 196 | 145 | 265 | 153 | 112 | 76 | 43 | 33 |
| 58 | 534 | 311 | 223 | 439 | 248 | 191 | 95 | 63 | 32 |
| 59 | 227 | 144 | 83 | 184 | 114 | 70 | 43 | 30 | 13 |
| 55 - 59 | 2,195 | 1,240 | 955 | 1,802 | 991 | 811 | 393 | 249 | 144 |
| 60 | 1,257 | 663 | 594 | 1,099 | 571 | 528 | 158 | 92 | 66 |
| 61 | 222 | 132 | 90 | 189 | 109 | 80 | 33 | 23 | 10 |
| 62 | 417 | 245 | 172 | 343 | 199 | 144 | 74 | 46 | 28 |
| 63 | 254 | 168 | 86 | 208 | 141 | 67 | 46 | 27 | 19 |
| 64 | 274 | 180 | 94 | 235 | 153 | 82 | 39 | 27 | 12 |
| 60 - 64 | 2,424 | 1,388 | 1,036 | 2,074 | 1,173 | 901 | 350 | 215 | 135 |
| 65 | 525 | 281 | 244 | 463 | 246 | 217 | 62 | 35 | 27 |
| 66 | 166 | 96 | 70 | 131 | 72 | 59 | 35 | 24 | 11 |
| 67 | 255 | 154 | 101 | 219 | 135 | 84 | 36 | 19 | 17 |
| 68 | 355 | 194 | 161 | 316 | 174 | 142 | 39 | 20 | 19 |
| 69 | 109 | 62 | 47 | 101 | 59 | 42 | 8 | 3 | 5 |
| 65 - 69 | 1,410 | 787 | 623 | 1,230 | 686 | 544 | 180 | 101 | 79 |
| 70 | 875 | 430 | 445 | 766 | 389 | 377 | 109 | 41 | 68 |
| 71 | 113 | 74 | 39 | 100 | 65 | 35 | 13 | 9 | 4 |
| 72 | 261 | 141 | 120 | 229 | 127 | 102 | 32 | 14 | 18 |
| 73 | 102 | 59 | 43 | 88 | 51 | 37 | 14 | 8 | 6 |
| 74 | 102 | 59 | 43 | 94 | 54 | 40 | 8 | 5 | 3 |
| 70 - 74 | 1,453 | 763 | 690 | 1,277 | 686 | 591 | 176 | 77 | 99 |
| 75 | 288 | 169 | 119 | 261 | 158 | 103 | 27 | 11 | 16 |
| 76 | 148 | 91 | 57 | 132 | 83 | 49 | 16 | 8 | 8 |
| 77 | 87 | 47 | 40 | 71 | 40 | 31 | 16 | 7 | 9 |
| 78 | 201 | 109 | 92 | 182 | 102 | 80 | 19 | 7 | 12 |
| 79 | 105 | 68 | 37 | 85 | 57 | 28 | 20 | 11 | 9 |
| 75 - 79 | 829 | 484 | 345 | 731 | 440 | 291 | 98 | 44 | 54 |
| 80+ | 1,386 | 750 | 636 | 1,221 | 678 | 543 | 165 | 72 | 93 |

Table 25.5: Chato District Council: Total Population by Age in Single Year, Five Year Age Groups and Sex and Rural-Urban

| Age | Total | | | Rural | | | Urban | | |
|----------------|----------------|----------------|----------------|----------------|----------------|----------------|---------------|---------------|---------------|
| | Both Sexes | Male | Female | Both Sexes | Male | Female | Both Sexes | Male | Female |
| Total | 365,127 | 181,368 | 183,759 | 312,684 | 156,106 | 156,578 | 52,443 | 25,262 | 27,181 |
| 0 | 14,194 | 7,151 | 7,043 | 12,125 | 6,107 | 6,018 | 2,069 | 1,044 | 1,025 |
| 1 | 13,664 | 6,685 | 6,979 | 11,918 | 5,817 | 6,101 | 1,746 | 868 | 878 |
| 2 | 14,767 | 7,453 | 7,314 | 12,763 | 6,496 | 6,267 | 2,004 | 957 | 1,047 |
| 3 | 14,367 | 7,154 | 7,213 | 12,504 | 6,206 | 6,298 | 1,863 | 948 | 915 |
| 4 | 14,614 | 7,304 | 7,310 | 12,651 | 6,297 | 6,354 | 1,963 | 1,007 | 956 |
| 0 - 4 | 71,606 | 35,747 | 35,859 | 61,961 | 30,923 | 31,038 | 9,645 | 4,824 | 4,821 |
| 5 | 13,506 | 6,926 | 6,580 | 11,729 | 6,032 | 5,697 | 1,777 | 894 | 883 |
| 6 | 14,112 | 7,081 | 7,031 | 12,244 | 6,166 | 6,078 | 1,868 | 915 | 953 |
| 7 | 13,103 | 6,640 | 6,463 | 11,276 | 5,731 | 5,545 | 1,827 | 909 | 918 |
| 8 | 12,546 | 6,302 | 6,244 | 10,879 | 5,501 | 5,378 | 1,667 | 801 | 866 |
| 9 | 10,376 | 5,210 | 5,166 | 8,902 | 4,497 | 4,405 | 1,474 | 713 | 761 |
| 5 - 9 | 63,643 | 32,159 | 31,484 | 55,030 | 27,927 | 27,103 | 8,613 | 4,232 | 4,381 |
| 10 | 12,773 | 6,395 | 6,378 | 11,045 | 5,562 | 5,483 | 1,728 | 833 | 895 |
| 11 | 8,600 | 4,228 | 4,372 | 7,362 | 3,642 | 3,720 | 1,238 | 586 | 652 |
| 12 | 12,928 | 6,451 | 6,477 | 11,142 | 5,578 | 5,564 | 1,786 | 873 | 913 |
| 13 | 8,978 | 4,645 | 4,333 | 7,723 | 3,996 | 3,727 | 1,255 | 649 | 606 |
| 14 | 8,742 | 4,420 | 4,322 | 7,486 | 3,805 | 3,681 | 1,256 | 615 | 641 |
| 10 - 14 | 52,021 | 26,139 | 25,882 | 44,758 | 22,583 | 22,175 | 7,263 | 3,556 | 3,707 |
| 15 | 8,542 | 4,441 | 4,101 | 7,352 | 3,855 | 3,497 | 1,190 | 586 | 604 |
| 16 | 8,057 | 4,086 | 3,971 | 6,861 | 3,527 | 3,334 | 1,196 | 559 | 637 |
| 17 | 6,881 | 3,480 | 3,401 | 5,847 | 3,010 | 2,837 | 1,034 | 470 | 564 |
| 18 | 8,441 | 4,179 | 4,262 | 7,237 | 3,608 | 3,629 | 1,204 | 571 | 633 |
| 19 | 5,701 | 2,713 | 2,988 | 4,842 | 2,309 | 2,533 | 859 | 404 | 455 |
| 15 - 19 | 37,622 | 18,899 | 18,723 | 32,139 | 16,309 | 15,830 | 5,483 | 2,590 | 2,893 |
| 20 | 9,214 | 4,252 | 4,962 | 7,843 | 3,667 | 4,176 | 1,371 | 585 | 786 |
| 21 | 4,438 | 2,077 | 2,361 | 3,747 | 1,797 | 1,950 | 691 | 280 | 411 |
| 22 | 6,529 | 2,988 | 3,541 | 5,484 | 2,563 | 2,921 | 1,045 | 425 | 620 |
| 23 | 4,184 | 1,911 | 2,273 | 3,461 | 1,599 | 1,862 | 723 | 312 | 411 |
| 24 | 4,955 | 2,368 | 2,587 | 4,147 | 2,000 | 2,147 | 808 | 368 | 440 |
| 20 - 24 | 29,320 | 13,596 | 15,724 | 24,682 | 11,626 | 13,056 | 4,638 | 1,970 | 2,668 |
| 25 | 6,194 | 2,864 | 3,330 | 5,241 | 2,463 | 2,778 | 953 | 401 | 552 |
| 26 | 4,472 | 2,022 | 2,450 | 3,738 | 1,695 | 2,043 | 734 | 327 | 407 |
| 27 | 3,637 | 1,704 | 1,933 | 3,033 | 1,430 | 1,603 | 604 | 274 | 330 |
| 28 | 6,145 | 2,746 | 3,399 | 5,136 | 2,295 | 2,841 | 1,009 | 451 | 558 |
| 29 | 3,129 | 1,413 | 1,716 | 2,613 | 1,175 | 1,438 | 516 | 238 | 278 |
| 25 - 29 | 23,577 | 10,749 | 12,828 | 19,761 | 9,058 | 10,703 | 3,816 | 1,691 | 2,125 |
| 30 | 7,591 | 3,561 | 4,030 | 6,406 | 2,980 | 3,426 | 1,185 | 581 | 604 |
| 31 | 2,200 | 1,081 | 1,119 | 1,817 | 893 | 924 | 383 | 188 | 195 |
| 32 | 4,439 | 2,181 | 2,258 | 3,664 | 1,807 | 1,857 | 775 | 374 | 401 |
| 33 | 2,568 | 1,260 | 1,308 | 2,121 | 1,044 | 1,077 | 447 | 216 | 231 |
| 34 | 2,624 | 1,268 | 1,356 | 2,165 | 1,044 | 1,121 | 459 | 224 | 235 |
| 30 - 34 | 19,422 | 9,351 | 10,071 | 16,173 | 7,768 | 8,405 | 3,249 | 1,583 | 1,666 |
| 35 | 4,840 | 2,393 | 2,447 | 4,047 | 2,016 | 2,031 | 793 | 377 | 416 |
| 36 | 3,206 | 1,515 | 1,691 | 2,672 | 1,248 | 1,424 | 534 | 267 | 267 |
| 37 | 2,759 | 1,334 | 1,425 | 2,292 | 1,100 | 1,192 | 467 | 234 | 233 |
| 38 | 4,509 | 2,123 | 2,386 | 3,833 | 1,800 | 2,033 | 676 | 323 | 353 |
| 39 | 2,192 | 989 | 1,203 | 1,851 | 830 | 1,021 | 341 | 159 | 182 |
| 35 - 39 | 17,506 | 8,354 | 9,152 | 14,695 | 6,994 | 7,701 | 2,811 | 1,360 | 1,451 |

Table 25.5: Chato District Council: Total Population by Age in Single Year, Five Year Age Groups and Sex and Rural-Urban

| Age | Total | | | Rural | | | Urban | | |
|----------------|---------------|--------------|--------------|---------------|--------------|--------------|--------------|--------------|------------|
| | Both Sexes | Male | Female | Both Sexes | Male | Female | Both Sexes | Male | Female |
| 40 | 5,893 | 2,875 | 3,018 | 5,029 | 2,421 | 2,608 | 864 | 454 | 410 |
| 41 | 1,306 | 694 | 612 | 1,106 | 595 | 511 | 200 | 99 | 101 |
| 42 | 2,874 | 1,523 | 1,351 | 2,428 | 1,272 | 1,156 | 446 | 251 | 195 |
| 43 | 1,468 | 780 | 688 | 1,234 | 658 | 576 | 234 | 122 | 112 |
| 44 | 1,818 | 940 | 878 | 1,521 | 796 | 725 | 297 | 144 | 153 |
| 40 - 44 | 13,359 | 6,812 | 6,547 | 11,318 | 5,742 | 5,576 | 2,041 | 1,070 | 971 |
| 45 | 2,975 | 1,571 | 1,404 | 2,547 | 1,332 | 1,215 | 428 | 239 | 189 |
| 46 | 1,682 | 895 | 787 | 1,455 | 771 | 684 | 227 | 124 | 103 |
| 47 | 1,207 | 672 | 535 | 1,017 | 561 | 456 | 190 | 111 | 79 |
| 48 | 2,461 | 1,236 | 1,225 | 2,098 | 1,054 | 1,044 | 363 | 182 | 181 |
| 49 | 2,289 | 712 | 1,577 | 1,900 | 613 | 1,287 | 389 | 99 | 290 |
| 45 - 49 | 10,614 | 5,086 | 5,528 | 9,017 | 4,331 | 4,686 | 1,597 | 755 | 842 |
| 50 | 3,559 | 1,772 | 1,787 | 3,147 | 1,575 | 1,572 | 412 | 197 | 215 |
| 51 | 1,205 | 642 | 563 | 1,043 | 561 | 482 | 162 | 81 | 81 |
| 52 | 1,431 | 841 | 590 | 1,238 | 725 | 513 | 193 | 116 | 77 |
| 53 | 845 | 491 | 354 | 723 | 414 | 309 | 122 | 77 | 45 |
| 54 | 1,100 | 615 | 485 | 940 | 533 | 407 | 160 | 82 | 78 |
| 50 - 54 | 8,140 | 4,361 | 3,779 | 7,091 | 3,808 | 3,283 | 1,049 | 553 | 496 |
| 55 | 1,333 | 700 | 633 | 1,168 | 612 | 556 | 165 | 88 | 77 |
| 56 | 886 | 499 | 387 | 780 | 442 | 338 | 106 | 57 | 49 |
| 57 | 656 | 361 | 295 | 588 | 327 | 261 | 68 | 34 | 34 |
| 58 | 1,128 | 607 | 521 | 986 | 537 | 449 | 142 | 70 | 72 |
| 59 | 483 | 279 | 204 | 422 | 245 | 177 | 61 | 34 | 27 |
| 55 - 59 | 4,486 | 2,446 | 2,040 | 3,944 | 2,163 | 1,781 | 542 | 283 | 259 |
| 60 | 2,248 | 1,152 | 1,096 | 1,982 | 1,034 | 948 | 266 | 118 | 148 |
| 61 | 426 | 256 | 170 | 370 | 229 | 141 | 56 | 27 | 29 |
| 62 | 782 | 473 | 309 | 682 | 421 | 261 | 100 | 52 | 48 |
| 63 | 456 | 274 | 182 | 393 | 237 | 156 | 63 | 37 | 26 |
| 64 | 545 | 359 | 186 | 483 | 327 | 156 | 62 | 32 | 30 |
| 60 - 64 | 4,457 | 2,514 | 1,943 | 3,910 | 2,248 | 1,662 | 547 | 266 | 281 |
| 65 | 1,022 | 543 | 479 | 918 | 490 | 428 | 104 | 53 | 51 |
| 66 | 366 | 212 | 154 | 318 | 190 | 128 | 48 | 22 | 26 |
| 67 | 505 | 260 | 245 | 442 | 227 | 215 | 63 | 33 | 30 |
| 68 | 607 | 355 | 252 | 527 | 313 | 214 | 80 | 42 | 38 |
| 69 | 254 | 153 | 101 | 223 | 140 | 83 | 31 | 13 | 18 |
| 65 - 69 | 2,754 | 1,523 | 1,231 | 2,428 | 1,360 | 1,068 | 326 | 163 | 163 |
| 70 | 1,502 | 785 | 717 | 1,337 | 714 | 623 | 165 | 71 | 94 |
| 71 | 199 | 127 | 72 | 170 | 109 | 61 | 29 | 18 | 11 |
| 72 | 488 | 303 | 185 | 419 | 264 | 155 | 69 | 39 | 30 |
| 73 | 219 | 148 | 71 | 179 | 127 | 52 | 40 | 21 | 19 |
| 74 | 235 | 132 | 103 | 207 | 121 | 86 | 28 | 11 | 17 |
| 70 - 74 | 2,643 | 1,495 | 1,148 | 2,312 | 1,335 | 977 | 331 | 160 | 171 |
| 75 | 511 | 260 | 251 | 437 | 235 | 202 | 74 | 25 | 49 |
| 76 | 302 | 201 | 101 | 268 | 180 | 88 | 34 | 21 | 13 |
| 77 | 139 | 82 | 57 | 121 | 76 | 45 | 18 | 6 | 12 |
| 78 | 377 | 206 | 171 | 326 | 182 | 144 | 51 | 24 | 27 |
| 79 | 180 | 117 | 63 | 157 | 108 | 49 | 23 | 9 | 14 |
| 75 - 79 | 1,509 | 866 | 643 | 1,309 | 781 | 528 | 200 | 85 | 115 |
| 80+ | 2,448 | 1,271 | 1,177 | 2,156 | 1,150 | 1,006 | 292 | 121 | 171 |

Table 51.0: Kaskazini Unguja Region: Total Population by Age in Single Years, Five Year Age Groups and Sex and Rural-Urban

| Age | Total | | | Rural | | | Urban | | |
|----------------|----------------|---------------|---------------|----------------|---------------|---------------|---------------|--------------|--------------|
| | Both Sexes | Male | Female | Both Sexes | Male | Female | Both Sexes | Male | Female |
| Total | 187,455 | 92,114 | 95,341 | 170,778 | 83,974 | 86,804 | 16,677 | 8,140 | 8,537 |
| 0 | 5,898 | 2,992 | 2,906 | 5,385 | 2,739 | 2,646 | 513 | 253 | 260 |
| 1 | 5,555 | 2,779 | 2,776 | 5,006 | 2,526 | 2,480 | 549 | 253 | 296 |
| 2 | 6,128 | 3,115 | 3,013 | 5,638 | 2,871 | 2,767 | 490 | 244 | 246 |
| 3 | 6,518 | 3,211 | 3,307 | 5,943 | 2,908 | 3,035 | 575 | 303 | 272 |
| 4 | 5,892 | 2,925 | 2,967 | 5,391 | 2,675 | 2,716 | 501 | 250 | 251 |
| 0 - 4 | 29,991 | 15,022 | 14,969 | 27,363 | 13,719 | 13,644 | 2,628 | 1,303 | 1,325 |
| 5 | 5,637 | 2,849 | 2,788 | 5,188 | 2,609 | 2,579 | 449 | 240 | 209 |
| 6 | 5,324 | 2,670 | 2,654 | 4,896 | 2,420 | 2,476 | 428 | 250 | 178 |
| 7 | 5,459 | 2,734 | 2,725 | 4,980 | 2,513 | 2,467 | 479 | 221 | 258 |
| 8 | 5,042 | 2,384 | 2,658 | 4,625 | 2,188 | 2,437 | 417 | 196 | 221 |
| 9 | 4,470 | 2,197 | 2,273 | 4,160 | 2,050 | 2,110 | 310 | 147 | 163 |
| 5-9 | 25,932 | 12,834 | 13,098 | 23,849 | 11,780 | 12,069 | 2,083 | 1,054 | 1,029 |
| 10 | 5,176 | 2,597 | 2,579 | 4,814 | 2,423 | 2,391 | 362 | 174 | 188 |
| 11 | 3,566 | 1,777 | 1,789 | 3,268 | 1,648 | 1,620 | 298 | 129 | 169 |
| 12 | 5,667 | 2,949 | 2,718 | 5,166 | 2,687 | 2,479 | 501 | 262 | 239 |
| 13 | 4,551 | 2,315 | 2,236 | 4,218 | 2,137 | 2,081 | 333 | 178 | 155 |
| 14 | 3,998 | 2,047 | 1,951 | 3,711 | 1,893 | 1,818 | 287 | 154 | 133 |
| 10-14 | 22,958 | 11,685 | 11,273 | 21,177 | 10,788 | 10,389 | 1,781 | 897 | 884 |
| 15 | 4,167 | 2,172 | 1,995 | 3,863 | 2,035 | 1,828 | 304 | 137 | 167 |
| 16 | 3,967 | 1,916 | 2,051 | 3,621 | 1,785 | 1,836 | 346 | 131 | 215 |
| 17 | 3,509 | 1,778 | 1,731 | 3,232 | 1,653 | 1,579 | 277 | 125 | 152 |
| 18 | 5,007 | 2,431 | 2,576 | 4,665 | 2,286 | 2,379 | 342 | 145 | 197 |
| 19 | 3,410 | 1,631 | 1,779 | 3,156 | 1,513 | 1,643 | 254 | 118 | 136 |
| 15 - 19 | 20,060 | 9,928 | 10,132 | 18,537 | 9,272 | 9,265 | 1,523 | 656 | 867 |
| 20 | 5,161 | 2,410 | 2,751 | 4,746 | 2,238 | 2,508 | 415 | 172 | 243 |
| 21 | 2,341 | 1,164 | 1,177 | 2,071 | 1,011 | 1,060 | 270 | 153 | 117 |
| 22 | 3,955 | 1,835 | 2,120 | 3,577 | 1,668 | 1,909 | 378 | 167 | 211 |
| 23 | 2,867 | 1,355 | 1,512 | 2,540 | 1,204 | 1,336 | 327 | 151 | 176 |
| 24 | 2,742 | 1,363 | 1,379 | 2,421 | 1,191 | 1,230 | 321 | 172 | 149 |
| 20 - 24 | 17,066 | 8,127 | 8,939 | 15,355 | 7,312 | 8,043 | 1,711 | 815 | 896 |
| 25 | 4,328 | 2,081 | 2,247 | 3,901 | 1,878 | 2,023 | 427 | 203 | 224 |
| 26 | 2,383 | 1,190 | 1,193 | 2,111 | 1,051 | 1,060 | 272 | 139 | 133 |
| 27 | 2,456 | 1,135 | 1,321 | 2,143 | 993 | 1,150 | 313 | 142 | 171 |
| 28 | 2,663 | 1,241 | 1,422 | 2,380 | 1,109 | 1,271 | 283 | 132 | 151 |
| 29 | 1,845 | 808 | 1,037 | 1,601 | 715 | 886 | 244 | 93 | 151 |
| 25 - 29 | 13,675 | 6,455 | 7,220 | 12,136 | 5,746 | 6,390 | 1,539 | 709 | 830 |
| 30 | 4,431 | 2,039 | 2,392 | 3,986 | 1,814 | 2,172 | 445 | 225 | 220 |
| 31 | 1,241 | 589 | 652 | 1,099 | 529 | 570 | 142 | 60 | 82 |
| 32 | 2,515 | 1,274 | 1,241 | 2,200 | 1,120 | 1,080 | 315 | 154 | 161 |
| 33 | 1,416 | 701 | 715 | 1,239 | 603 | 636 | 177 | 98 | 79 |
| 34 | 1,232 | 555 | 677 | 1,087 | 493 | 594 | 145 | 62 | 83 |
| 30 - 34 | 10,835 | 5,158 | 5,677 | 9,611 | 4,559 | 5,052 | 1,224 | 599 | 625 |
| 35 | 3,519 | 1,526 | 1,993 | 3,119 | 1,320 | 1,799 | 400 | 206 | 194 |
| 36 | 1,629 | 802 | 827 | 1,429 | 706 | 723 | 200 | 96 | 104 |
| 37 | 1,516 | 678 | 838 | 1,367 | 600 | 767 | 149 | 78 | 71 |
| 38 | 1,949 | 873 | 1,076 | 1,768 | 795 | 973 | 181 | 78 | 103 |
| 39 | 1,358 | 611 | 747 | 1,203 | 527 | 676 | 155 | 84 | 71 |
| 35 - 39 | 9,971 | 4,490 | 5,481 | 8,886 | 3,948 | 4,938 | 1,085 | 542 | 543 |

Table 51.0: Kaskazini Unguja Region: Total Population by Age in Single Years, Five Year Age Groups and Sex and Rural-Urban

| Age | Total | | | Rural | | | Urban | | |
|----------------|--------------|--------------|--------------|--------------|--------------|--------------|------------|------------|------------|
| | Both Sexes | Male | Female | Both Sexes | Male | Female | Both Sexes | Male | Female |
| 40 | 4,477 | 1,941 | 2,536 | 4,028 | 1,725 | 2,303 | 449 | 216 | 233 |
| 41 | 815 | 400 | 415 | 713 | 351 | 362 | 102 | 49 | 53 |
| 42 | 1,555 | 713 | 842 | 1,381 | 634 | 747 | 174 | 79 | 95 |
| 43 | 1,052 | 515 | 537 | 923 | 442 | 481 | 129 | 73 | 56 |
| 44 | 808 | 413 | 395 | 705 | 363 | 342 | 103 | 50 | 53 |
| 40 - 44 | 8,707 | 3,982 | 4,725 | 7,750 | 3,515 | 4,235 | 957 | 467 | 490 |
| 45 | 3,130 | 1,659 | 1,471 | 2,873 | 1,513 | 1,360 | 257 | 146 | 111 |
| 46 | 1,003 | 456 | 547 | 888 | 388 | 500 | 115 | 68 | 47 |
| 47 | 944 | 448 | 496 | 863 | 408 | 455 | 81 | 40 | 41 |
| 48 | 1,692 | 882 | 810 | 1,531 | 802 | 729 | 161 | 80 | 81 |
| 49 | 2,040 | 499 | 1,541 | 1,709 | 448 | 1,261 | 331 | 51 | 280 |
| 45 - 49 | 8,809 | 3,944 | 4,865 | 7,864 | 3,559 | 4,305 | 945 | 385 | 560 |
| 50 | 2,850 | 1,335 | 1,515 | 2,641 | 1,224 | 1,417 | 209 | 111 | 98 |
| 51 | 636 | 359 | 277 | 596 | 340 | 256 | 40 | 19 | 21 |
| 52 | 1,123 | 681 | 442 | 1,015 | 592 | 423 | 108 | 89 | 19 |
| 53 | 821 | 496 | 325 | 770 | 459 | 311 | 51 | 37 | 14 |
| 54 | 529 | 320 | 209 | 501 | 303 | 198 | 28 | 17 | 11 |
| 50 - 54 | 5,959 | 3,191 | 2,768 | 5,523 | 2,918 | 2,605 | 436 | 273 | 163 |
| 55 | 1,548 | 857 | 691 | 1,467 | 806 | 661 | 81 | 51 | 30 |
| 56 | 594 | 359 | 235 | 556 | 335 | 221 | 38 | 24 | 14 |
| 57 | 430 | 261 | 169 | 394 | 238 | 156 | 36 | 23 | 13 |
| 58 | 528 | 289 | 239 | 479 | 257 | 222 | 49 | 32 | 17 |
| 59 | 380 | 209 | 171 | 345 | 186 | 159 | 35 | 23 | 12 |
| 55 - 59 | 3,480 | 1,975 | 1,505 | 3,241 | 1,822 | 1,419 | 239 | 153 | 86 |
| 60 | 2,019 | 1,033 | 986 | 1,891 | 967 | 924 | 128 | 66 | 62 |
| 61 | 327 | 198 | 129 | 320 | 193 | 127 | 7 | 5 | 2 |
| 62 | 502 | 286 | 216 | 479 | 274 | 205 | 23 | 12 | 11 |
| 63 | 352 | 176 | 176 | 339 | 164 | 175 | 13 | 12 | 1 |
| 64 | 235 | 156 | 79 | 228 | 150 | 78 | 7 | 6 | 1 |
| 60 - 64 | 3,435 | 1,849 | 1,586 | 3,257 | 1,748 | 1,509 | 178 | 101 | 77 |
| 65 | 954 | 510 | 444 | 899 | 484 | 415 | 55 | 26 | 29 |
| 66 | 263 | 172 | 91 | 248 | 164 | 84 | 15 | 8 | 7 |
| 67 | 291 | 171 | 120 | 280 | 165 | 115 | 11 | 6 | 5 |
| 68 | 273 | 116 | 157 | 267 | 113 | 154 | 6 | 3 | 3 |
| 69 | 158 | 84 | 74 | 137 | 64 | 73 | 21 | 20 | 1 |
| 65 - 69 | 1,939 | 1,053 | 886 | 1,831 | 990 | 841 | 108 | 63 | 45 |
| 70 | 1,362 | 703 | 659 | 1,289 | 665 | 624 | 73 | 38 | 35 |
| 71 | 181 | 106 | 75 | 171 | 102 | 69 | 10 | 4 | 6 |
| 72 | 262 | 149 | 113 | 255 | 146 | 109 | 7 | 3 | 4 |
| 73 | 163 | 81 | 82 | 157 | 80 | 77 | 6 | 1 | 5 |
| 74 | 82 | 30 | 52 | 81 | 30 | 51 | 1 | 0 | 1 |
| 70 - 74 | 2,050 | 1,069 | 981 | 1,953 | 1,023 | 930 | 97 | 46 | 51 |
| 75 | 414 | 232 | 182 | 389 | 220 | 169 | 25 | 12 | 13 |
| 76 | 126 | 66 | 60 | 125 | 65 | 60 | 1 | 1 | 0 |
| 77 | 101 | 61 | 40 | 86 | 50 | 36 | 15 | 11 | 4 |
| 78 | 167 | 75 | 92 | 161 | 70 | 91 | 6 | 5 | 1 |
| 79 | 149 | 102 | 47 | 141 | 96 | 45 | 8 | 6 | 2 |
| 75 - 79 | 957 | 536 | 421 | 902 | 501 | 401 | 55 | 35 | 20 |
| 80+ | 1,631 | 816 | 815 | 1,543 | 774 | 769 | 88 | 42 | 46 |

Table 51.1: Kaskazini A District: Total Population by Age in Single Years, Five Year Age Groups and Sex and Rural-Urban

| Age | Total | | | Rural | | | Urban | | |
|----------------|----------------|---------------|---------------|---------------|---------------|---------------|---------------|--------------|--------------|
| | Both Sexes | Male | Female | Both Sexes | Male | Female | Both Sexes | Male | Female |
| Total | 105,780 | 51,566 | 54,214 | 93,587 | 45,595 | 47,992 | 12,193 | 5,971 | 6,222 |
| 0 | 3,157 | 1,551 | 1,606 | 2,797 | 1,394 | 1,403 | 360 | 157 | 203 |
| 1 | 2,969 | 1,503 | 1,466 | 2,582 | 1,325 | 1,257 | 387 | 178 | 209 |
| 2 | 3,375 | 1,749 | 1,626 | 3,042 | 1,576 | 1,466 | 333 | 173 | 160 |
| 3 | 3,728 | 1,854 | 1,874 | 3,295 | 1,624 | 1,671 | 433 | 230 | 203 |
| 4 | 3,190 | 1,583 | 1,607 | 2,837 | 1,400 | 1,437 | 353 | 183 | 170 |
| 0 - 4 | 16,419 | 8,240 | 8,179 | 14,553 | 7,319 | 7,234 | 1,866 | 921 | 945 |
| 5 | 3,224 | 1,599 | 1,625 | 2,906 | 1,434 | 1,472 | 318 | 165 | 153 |
| 6 | 2,959 | 1,499 | 1,460 | 2,663 | 1,326 | 1,337 | 296 | 173 | 123 |
| 7 | 3,079 | 1,481 | 1,598 | 2,739 | 1,333 | 1,406 | 340 | 148 | 192 |
| 8 | 2,946 | 1,404 | 1,542 | 2,637 | 1,252 | 1,385 | 309 | 152 | 157 |
| 9 | 2,480 | 1,201 | 1,279 | 2,265 | 1,094 | 1,171 | 215 | 107 | 108 |
| 5 - 9 | 14,688 | 7,184 | 7,504 | 13,210 | 6,439 | 6,771 | 1,478 | 745 | 733 |
| 10 | 2,992 | 1,550 | 1,442 | 2,752 | 1,431 | 1,321 | 240 | 119 | 121 |
| 11 | 1,961 | 1,017 | 944 | 1,767 | 934 | 833 | 194 | 83 | 111 |
| 12 | 3,182 | 1,595 | 1,587 | 2,848 | 1,433 | 1,415 | 334 | 162 | 172 |
| 13 | 2,639 | 1,344 | 1,295 | 2,383 | 1,212 | 1,171 | 256 | 132 | 124 |
| 14 | 2,278 | 1,167 | 1,111 | 2,090 | 1,068 | 1,022 | 188 | 99 | 89 |
| 10 - 14 | 13,052 | 6,673 | 6,379 | 11,840 | 6,078 | 5,762 | 1,212 | 595 | 617 |
| 15 | 2,402 | 1,238 | 1,164 | 2,190 | 1,137 | 1,053 | 212 | 101 | 111 |
| 16 | 2,251 | 1,074 | 1,177 | 2,022 | 988 | 1,034 | 229 | 86 | 143 |
| 17 | 1,999 | 977 | 1,022 | 1,796 | 892 | 904 | 203 | 85 | 118 |
| 18 | 2,814 | 1,344 | 1,470 | 2,581 | 1,248 | 1,333 | 233 | 96 | 137 |
| 19 | 1,813 | 837 | 976 | 1,636 | 757 | 879 | 177 | 80 | 97 |
| 15 - 19 | 11,279 | 5,470 | 5,809 | 10,225 | 5,022 | 5,203 | 1,054 | 448 | 606 |
| 20 | 2,990 | 1,325 | 1,665 | 2,688 | 1,216 | 1,472 | 302 | 109 | 193 |
| 21 | 1,292 | 658 | 634 | 1,079 | 531 | 548 | 213 | 127 | 86 |
| 22 | 2,218 | 1,026 | 1,192 | 1,948 | 908 | 1,040 | 270 | 118 | 152 |
| 23 | 1,604 | 788 | 816 | 1,339 | 663 | 676 | 265 | 125 | 140 |
| 24 | 1,451 | 707 | 744 | 1,198 | 571 | 627 | 253 | 136 | 117 |
| 20 - 24 | 9,555 | 4,504 | 5,051 | 8,252 | 3,889 | 4,363 | 1,303 | 615 | 688 |
| 25 | 2,532 | 1,220 | 1,312 | 2,212 | 1,065 | 1,147 | 320 | 155 | 165 |
| 26 | 1,292 | 650 | 642 | 1,099 | 544 | 555 | 193 | 106 | 87 |
| 27 | 1,309 | 593 | 716 | 1,080 | 493 | 587 | 229 | 100 | 129 |
| 28 | 1,447 | 657 | 790 | 1,228 | 555 | 673 | 219 | 102 | 117 |
| 29 | 1,007 | 433 | 574 | 816 | 357 | 459 | 191 | 76 | 115 |
| 25 - 29 | 7,587 | 3,553 | 4,034 | 6,435 | 3,014 | 3,421 | 1,152 | 539 | 613 |
| 30 | 2,546 | 1,177 | 1,369 | 2,194 | 994 | 1,200 | 352 | 183 | 169 |
| 31 | 635 | 294 | 341 | 516 | 241 | 275 | 119 | 53 | 66 |
| 32 | 1,334 | 619 | 715 | 1,109 | 524 | 585 | 225 | 95 | 130 |
| 33 | 786 | 375 | 411 | 635 | 291 | 344 | 151 | 84 | 67 |
| 34 | 629 | 245 | 384 | 515 | 201 | 314 | 114 | 44 | 70 |
| 30 - 34 | 5,930 | 2,710 | 3,220 | 4,969 | 2,251 | 2,718 | 961 | 459 | 502 |
| 35 | 2,118 | 911 | 1,207 | 1,799 | 741 | 1,058 | 319 | 170 | 149 |
| 36 | 926 | 439 | 487 | 785 | 369 | 416 | 141 | 70 | 71 |
| 37 | 835 | 365 | 470 | 715 | 295 | 420 | 120 | 70 | 50 |
| 38 | 1,077 | 480 | 597 | 936 | 419 | 517 | 141 | 61 | 80 |
| 39 | 779 | 359 | 420 | 654 | 284 | 370 | 125 | 75 | 50 |
| 35 - 39 | 5,735 | 2,554 | 3,181 | 4,889 | 2,108 | 2,781 | 846 | 446 | 400 |

Table 51.1: Kaskazini A District: Total Population by Age in Single Years, Five Year Age Groups and Sex and Rural-Urban

| Age | Total | | | Rural | | | Urban | | |
|----------------|--------------|--------------|--------------|--------------|--------------|--------------|------------|------------|------------|
| | Both Sexes | Male | Female | Both Sexes | Male | Female | Both Sexes | Male | Female |
| 40 | 2,584 | 1,098 | 1,486 | 2,227 | 932 | 1,295 | 357 | 166 | 191 |
| 41 | 434 | 214 | 220 | 351 | 174 | 177 | 83 | 40 | 43 |
| 42 | 822 | 382 | 440 | 690 | 312 | 378 | 132 | 70 | 62 |
| 43 | 571 | 272 | 299 | 473 | 217 | 256 | 98 | 55 | 43 |
| 44 | 426 | 226 | 200 | 345 | 187 | 158 | 81 | 39 | 42 |
| 40 - 44 | 4,837 | 2,192 | 2,645 | 4,086 | 1,822 | 2,264 | 751 | 370 | 381 |
| 45 | 1,785 | 888 | 897 | 1,582 | 767 | 815 | 203 | 121 | 82 |
| 46 | 562 | 253 | 309 | 459 | 189 | 270 | 103 | 64 | 39 |
| 47 | 551 | 271 | 280 | 488 | 237 | 251 | 63 | 34 | 29 |
| 48 | 992 | 532 | 460 | 880 | 470 | 410 | 112 | 62 | 50 |
| 49 | 1,267 | 256 | 1,011 | 1,021 | 219 | 802 | 246 | 37 | 209 |
| 45 - 49 | 5,157 | 2,200 | 2,957 | 4,430 | 1,882 | 2,548 | 727 | 318 | 409 |
| 50 | 1,758 | 813 | 945 | 1,620 | 739 | 881 | 138 | 74 | 64 |
| 51 | 346 | 191 | 155 | 316 | 176 | 140 | 30 | 15 | 15 |
| 52 | 631 | 354 | 277 | 559 | 298 | 261 | 72 | 56 | 16 |
| 53 | 533 | 355 | 178 | 493 | 324 | 169 | 40 | 31 | 9 |
| 54 | 266 | 154 | 112 | 244 | 140 | 104 | 22 | 14 | 8 |
| 50 - 54 | 3,534 | 1,867 | 1,667 | 3,232 | 1,677 | 1,555 | 302 | 190 | 112 |
| 55 | 975 | 580 | 395 | 921 | 547 | 374 | 54 | 33 | 21 |
| 56 | 317 | 202 | 115 | 294 | 188 | 106 | 23 | 14 | 9 |
| 57 | 254 | 156 | 98 | 228 | 139 | 89 | 26 | 17 | 9 |
| 58 | 302 | 170 | 132 | 263 | 145 | 118 | 39 | 25 | 14 |
| 59 | 202 | 104 | 98 | 170 | 82 | 88 | 32 | 22 | 10 |
| 55 - 59 | 2,050 | 1,212 | 838 | 1,876 | 1,101 | 775 | 174 | 111 | 63 |
| 60 | 1,259 | 671 | 588 | 1,168 | 622 | 546 | 91 | 49 | 42 |
| 61 | 169 | 91 | 78 | 162 | 86 | 76 | 7 | 5 | 2 |
| 62 | 272 | 154 | 118 | 255 | 145 | 110 | 17 | 9 | 8 |
| 63 | 196 | 98 | 98 | 187 | 90 | 97 | 9 | 8 | 1 |
| 64 | 128 | 83 | 45 | 121 | 77 | 44 | 7 | 6 | 1 |
| 60 - 64 | 2,024 | 1,097 | 927 | 1,893 | 1,020 | 873 | 131 | 77 | 54 |
| 65 | 589 | 315 | 274 | 554 | 296 | 258 | 35 | 19 | 16 |
| 66 | 134 | 82 | 52 | 122 | 75 | 47 | 12 | 7 | 5 |
| 67 | 161 | 94 | 67 | 156 | 91 | 65 | 5 | 3 | 2 |
| 68 | 154 | 56 | 98 | 151 | 55 | 96 | 3 | 1 | 2 |
| 69 | 99 | 61 | 38 | 78 | 41 | 37 | 21 | 20 | 1 |
| 65 - 69 | 1,137 | 608 | 529 | 1,061 | 558 | 503 | 76 | 50 | 26 |
| 70 | 829 | 464 | 365 | 780 | 433 | 347 | 49 | 31 | 18 |
| 71 | 97 | 46 | 51 | 95 | 46 | 49 | 2 | 0 | 2 |
| 72 | 155 | 80 | 75 | 150 | 79 | 71 | 5 | 1 | 4 |
| 73 | 93 | 50 | 43 | 92 | 50 | 42 | 1 | 0 | 1 |
| 74 | 39 | 15 | 24 | 38 | 15 | 23 | 1 | 0 | 1 |
| 70 - 74 | 1,213 | 655 | 558 | 1,155 | 623 | 532 | 58 | 32 | 26 |
| 75 | 267 | 159 | 108 | 247 | 151 | 96 | 20 | 8 | 12 |
| 76 | 84 | 41 | 43 | 83 | 40 | 43 | 1 | 1 | 0 |
| 77 | 66 | 44 | 22 | 51 | 33 | 18 | 15 | 11 | 4 |
| 78 | 94 | 48 | 46 | 91 | 46 | 45 | 3 | 2 | 1 |
| 79 | 44 | 15 | 29 | 43 | 15 | 28 | 1 | 0 | 1 |
| 75 - 79 | 555 | 307 | 248 | 515 | 285 | 230 | 40 | 22 | 18 |
| 80+ | 1,028 | 540 | 488 | 966 | 507 | 459 | 62 | 33 | 29 |

Table 51.2: Kaskazini B District: Total Population by Age in Single Years, Five Year Age Groups and Sex and Rural-Urban

| Age | Total | | | Rural | | | Urban | | |
|----------------|---------------|---------------|---------------|---------------|---------------|---------------|--------------|--------------|--------------|
| | Both Sexes | Male | Female | Both Sexes | Male | Female | Both Sexes | Male | Female |
| Total | 81,675 | 40,548 | 41,127 | 77,191 | 38,379 | 38,812 | 4,484 | 2,169 | 2,315 |
| 0 | 2,741 | 1,441 | 1,300 | 2,588 | 1,345 | 1,243 | 153 | 96 | 57 |
| 1 | 2,586 | 1,276 | 1,310 | 2,424 | 1,201 | 1,223 | 162 | 75 | 87 |
| 2 | 2,753 | 1,366 | 1,387 | 2,596 | 1,295 | 1,301 | 157 | 71 | 86 |
| 3 | 2,790 | 1,357 | 1,433 | 2,648 | 1,284 | 1,364 | 142 | 73 | 69 |
| 4 | 2,702 | 1,342 | 1,360 | 2,554 | 1,275 | 1,279 | 148 | 67 | 81 |
| 0 - 4 | 13,572 | 6,782 | 6,790 | 12,810 | 6,400 | 6,410 | 762 | 382 | 380 |
| 5 | 2,413 | 1,250 | 1,163 | 2,282 | 1,175 | 1,107 | 131 | 75 | 56 |
| 6 | 2,365 | 1,171 | 1,194 | 2,233 | 1,094 | 1,139 | 132 | 77 | 55 |
| 7 | 2,380 | 1,253 | 1,127 | 2,241 | 1,180 | 1,061 | 139 | 73 | 66 |
| 8 | 2,096 | 980 | 1,116 | 1,988 | 936 | 1,052 | 108 | 44 | 64 |
| 9 | 1,990 | 996 | 994 | 1,895 | 956 | 939 | 95 | 40 | 55 |
| 5 - 9 | 11,244 | 5,650 | 5,594 | 10,639 | 5,341 | 5,298 | 605 | 309 | 296 |
| 10 | 2,184 | 1,047 | 1,137 | 2,062 | 992 | 1,070 | 122 | 55 | 67 |
| 11 | 1,605 | 760 | 845 | 1,501 | 714 | 787 | 104 | 46 | 58 |
| 12 | 2,485 | 1,354 | 1,131 | 2,318 | 1,254 | 1,064 | 167 | 100 | 67 |
| 13 | 1,912 | 971 | 941 | 1,835 | 925 | 910 | 77 | 46 | 31 |
| 14 | 1,720 | 880 | 840 | 1,621 | 825 | 796 | 99 | 55 | 44 |
| 10 - 14 | 9,906 | 5,012 | 4,894 | 9,337 | 4,710 | 4,627 | 569 | 302 | 267 |
| 15 | 1,765 | 934 | 831 | 1,673 | 898 | 775 | 92 | 36 | 56 |
| 16 | 1,716 | 842 | 874 | 1,599 | 797 | 802 | 117 | 45 | 72 |
| 17 | 1,510 | 801 | 709 | 1,436 | 761 | 675 | 74 | 40 | 34 |
| 18 | 2,193 | 1,087 | 1,106 | 2,084 | 1,038 | 1,046 | 109 | 49 | 60 |
| 19 | 1,597 | 794 | 803 | 1,520 | 756 | 764 | 77 | 38 | 39 |
| 15 - 19 | 8,781 | 4,458 | 4,323 | 8,312 | 4,250 | 4,062 | 469 | 208 | 261 |
| 20 | 2,171 | 1,085 | 1,086 | 2,058 | 1,022 | 1,036 | 113 | 63 | 50 |
| 21 | 1,049 | 506 | 543 | 992 | 480 | 512 | 57 | 26 | 31 |
| 22 | 1,737 | 809 | 928 | 1,629 | 760 | 869 | 108 | 49 | 59 |
| 23 | 1,263 | 567 | 696 | 1,201 | 541 | 660 | 62 | 26 | 36 |
| 24 | 1,291 | 656 | 635 | 1,223 | 620 | 603 | 68 | 36 | 32 |
| 20 - 24 | 7,511 | 3,623 | 3,888 | 7,103 | 3,423 | 3,680 | 408 | 200 | 208 |
| 25 | 1,796 | 861 | 935 | 1,689 | 813 | 876 | 107 | 48 | 59 |
| 26 | 1,091 | 540 | 551 | 1,012 | 507 | 505 | 79 | 33 | 46 |
| 27 | 1,147 | 542 | 605 | 1,063 | 500 | 563 | 84 | 42 | 42 |
| 28 | 1,216 | 584 | 632 | 1,152 | 554 | 598 | 64 | 30 | 34 |
| 29 | 838 | 375 | 463 | 785 | 358 | 427 | 53 | 17 | 36 |
| 25 - 29 | 6,088 | 2,902 | 3,186 | 5,701 | 2,732 | 2,969 | 387 | 170 | 217 |
| 30 | 1,885 | 862 | 1,023 | 1,792 | 820 | 972 | 93 | 42 | 51 |
| 31 | 606 | 295 | 311 | 583 | 288 | 295 | 23 | 7 | 16 |
| 32 | 1,181 | 655 | 526 | 1,091 | 596 | 495 | 90 | 59 | 31 |
| 33 | 630 | 326 | 304 | 604 | 312 | 292 | 26 | 14 | 12 |
| 34 | 603 | 310 | 293 | 572 | 292 | 280 | 31 | 18 | 13 |
| 30 - 34 | 4,905 | 2,448 | 2,457 | 4,642 | 2,308 | 2,334 | 263 | 140 | 123 |
| 35 | 1,401 | 615 | 786 | 1,320 | 579 | 741 | 81 | 36 | 45 |
| 36 | 703 | 363 | 340 | 644 | 337 | 307 | 59 | 26 | 33 |
| 37 | 681 | 313 | 368 | 652 | 305 | 347 | 29 | 8 | 21 |
| 38 | 872 | 393 | 479 | 832 | 376 | 456 | 40 | 17 | 23 |
| 39 | 579 | 252 | 327 | 549 | 243 | 306 | 30 | 9 | 21 |
| 35 - 39 | 4,236 | 1,936 | 2,300 | 3,997 | 1,840 | 2,157 | 239 | 96 | 143 |

Table 51.2: Kaskazini B District: Total Population by Age in Single Years, Five Year Age Groups and Sex and Rural-Urban

| Age | Total | | | Rural | | | Urban | | |
|----------------|--------------|--------------|--------------|--------------|--------------|--------------|------------|-----------|------------|
| | Both Sexes | Male | Female | Both Sexes | Male | Female | Both Sexes | Male | Female |
| 40 | 1,893 | 843 | 1,050 | 1,801 | 793 | 1,008 | 92 | 50 | 42 |
| 41 | 381 | 186 | 195 | 362 | 177 | 185 | 19 | 9 | 10 |
| 42 | 733 | 331 | 402 | 691 | 322 | 369 | 42 | 9 | 33 |
| 43 | 481 | 243 | 238 | 450 | 225 | 225 | 31 | 18 | 13 |
| 44 | 382 | 187 | 195 | 360 | 176 | 184 | 22 | 11 | 11 |
| 40 - 44 | 3,870 | 1,790 | 2,080 | 3,664 | 1,693 | 1,971 | 206 | 97 | 109 |
| 45 | 1,345 | 771 | 574 | 1,291 | 746 | 545 | 54 | 25 | 29 |
| 46 | 441 | 203 | 238 | 429 | 199 | 230 | 12 | 4 | 8 |
| 47 | 393 | 177 | 216 | 375 | 171 | 204 | 18 | 6 | 12 |
| 48 | 700 | 350 | 350 | 651 | 332 | 319 | 49 | 18 | 31 |
| 49 | 773 | 243 | 530 | 688 | 229 | 459 | 85 | 14 | 71 |
| 45 - 49 | 3,652 | 1,744 | 1,908 | 3,434 | 1,677 | 1,757 | 218 | 67 | 151 |
| 50 | 1,092 | 522 | 570 | 1,021 | 485 | 536 | 71 | 37 | 34 |
| 51 | 290 | 168 | 122 | 280 | 164 | 116 | 10 | 4 | 6 |
| 52 | 492 | 327 | 165 | 456 | 294 | 162 | 36 | 33 | 3 |
| 53 | 288 | 141 | 147 | 277 | 135 | 142 | 11 | 6 | 5 |
| 54 | 263 | 166 | 97 | 257 | 163 | 94 | 6 | 3 | 3 |
| 50 - 54 | 2,425 | 1,324 | 1,101 | 2,291 | 1,241 | 1,050 | 134 | 83 | 51 |
| 55 | 573 | 277 | 296 | 546 | 259 | 287 | 27 | 18 | 9 |
| 56 | 277 | 157 | 120 | 262 | 147 | 115 | 15 | 10 | 5 |
| 57 | 176 | 105 | 71 | 166 | 99 | 67 | 10 | 6 | 4 |
| 58 | 226 | 119 | 107 | 216 | 112 | 104 | 10 | 7 | 3 |
| 59 | 178 | 105 | 73 | 175 | 104 | 71 | 3 | 1 | 2 |
| 55 - 59 | 1,430 | 763 | 667 | 1,365 | 721 | 644 | 65 | 42 | 23 |
| 60 | 760 | 362 | 398 | 723 | 345 | 378 | 37 | 17 | 20 |
| 61 | 158 | 107 | 51 | 158 | 107 | 51 | 0 | 0 | 0 |
| 62 | 230 | 132 | 98 | 224 | 129 | 95 | 6 | 3 | 3 |
| 63 | 156 | 78 | 78 | 152 | 74 | 78 | 4 | 4 | 0 |
| 64 | 107 | 73 | 34 | 107 | 73 | 34 | 0 | 0 | 0 |
| 60 - 64 | 1,411 | 752 | 659 | 1,364 | 728 | 636 | 47 | 24 | 23 |
| 65 | 365 | 195 | 170 | 345 | 188 | 157 | 20 | 7 | 13 |
| 66 | 129 | 90 | 39 | 126 | 89 | 37 | 3 | 1 | 2 |
| 67 | 130 | 77 | 53 | 124 | 74 | 50 | 6 | 3 | 3 |
| 68 | 119 | 60 | 59 | 116 | 58 | 58 | 3 | 2 | 1 |
| 69 | 59 | 23 | 36 | 59 | 23 | 36 | 0 | 0 | 0 |
| 65 - 69 | 802 | 445 | 357 | 770 | 432 | 338 | 32 | 13 | 19 |
| 70 | 533 | 239 | 294 | 509 | 232 | 277 | 24 | 7 | 17 |
| 71 | 84 | 60 | 24 | 76 | 56 | 20 | 8 | 4 | 4 |
| 72 | 107 | 69 | 38 | 105 | 67 | 38 | 2 | 2 | 0 |
| 73 | 70 | 31 | 39 | 65 | 30 | 35 | 5 | 1 | 4 |
| 74 | 43 | 15 | 28 | 43 | 15 | 28 | 0 | 0 | 0 |
| 70 - 74 | 837 | 414 | 423 | 798 | 400 | 398 | 39 | 14 | 25 |
| 75 | 147 | 73 | 74 | 142 | 69 | 73 | 5 | 4 | 1 |
| 76 | 42 | 25 | 17 | 42 | 25 | 17 | 0 | 0 | 0 |
| 77 | 35 | 17 | 18 | 35 | 17 | 18 | 0 | 0 | 0 |
| 78 | 73 | 27 | 46 | 70 | 24 | 46 | 3 | 3 | 0 |
| 79 | 105 | 87 | 18 | 98 | 81 | 17 | 7 | 6 | 1 |
| 75 - 79 | 402 | 229 | 173 | 387 | 216 | 171 | 15 | 13 | 2 |
| 80+ | 603 | 276 | 327 | 577 | 267 | 310 | 26 | 9 | 17 |

Table 5 2.0: Kusini Unguja Region: Total Population by Age in Single Years, Five Year Age Groups and Sex and Rural-Urban

| Age | Total | | | Rural | | | Urban | | |
|----------------|----------------|---------------|---------------|----------------|---------------|---------------|--------------|--------------|--------------|
| | Both Sexes | Male | Female | Both Sexes | Male | Female | Both Sexes | Male | Female |
| Total | 115,588 | 57,880 | 57,708 | 108,496 | 54,498 | 53,998 | 7,092 | 3,382 | 3,710 |
| 0 | 3,476 | 1,760 | 1,716 | 3,268 | 1,655 | 1,613 | 208 | 105 | 103 |
| 1 | 3,059 | 1,513 | 1,546 | 2,872 | 1,420 | 1,452 | 187 | 93 | 94 |
| 2 | 3,273 | 1,686 | 1,587 | 3,080 | 1,593 | 1,487 | 193 | 93 | 100 |
| 3 | 3,309 | 1,746 | 1,563 | 3,100 | 1,630 | 1,470 | 209 | 116 | 93 |
| 4 | 3,462 | 1,764 | 1,698 | 3,237 | 1,654 | 1,583 | 225 | 110 | 115 |
| 0 - 4 | 16,579 | 8,469 | 8,110 | 15,557 | 7,952 | 7,605 | 1,022 | 517 | 505 |
| 5 | 2,986 | 1,594 | 1,392 | 2,825 | 1,519 | 1,306 | 161 | 75 | 86 |
| 6 | 2,881 | 1,436 | 1,445 | 2,728 | 1,355 | 1,373 | 153 | 81 | 72 |
| 7 | 2,955 | 1,497 | 1,458 | 2,779 | 1,402 | 1,377 | 176 | 95 | 81 |
| 8 | 2,711 | 1,377 | 1,334 | 2,547 | 1,287 | 1,260 | 164 | 90 | 74 |
| 9 | 2,731 | 1,412 | 1,319 | 2,561 | 1,323 | 1,238 | 170 | 89 | 81 |
| 5 - 9 | 14,264 | 7,316 | 6,948 | 13,440 | 6,886 | 6,554 | 824 | 430 | 394 |
| 10 | 2,853 | 1,479 | 1,374 | 2,683 | 1,400 | 1,283 | 170 | 79 | 91 |
| 11 | 2,183 | 1,122 | 1,061 | 2,043 | 1,059 | 984 | 140 | 63 | 77 |
| 12 | 3,325 | 1,742 | 1,583 | 3,122 | 1,640 | 1,482 | 203 | 102 | 101 |
| 13 | 2,919 | 1,574 | 1,345 | 2,749 | 1,488 | 1,261 | 170 | 86 | 84 |
| 14 | 2,469 | 1,241 | 1,228 | 2,320 | 1,169 | 1,151 | 149 | 72 | 77 |
| 10 - 14 | 13,749 | 7,158 | 6,591 | 12,917 | 6,756 | 6,161 | 832 | 402 | 430 |
| 15 | 2,271 | 1,200 | 1,071 | 2,129 | 1,118 | 1,011 | 142 | 82 | 60 |
| 16 | 2,303 | 1,148 | 1,155 | 2,182 | 1,092 | 1,090 | 121 | 56 | 65 |
| 17 | 2,204 | 1,139 | 1,065 | 2,077 | 1,083 | 994 | 127 | 56 | 71 |
| 18 | 2,822 | 1,454 | 1,368 | 2,652 | 1,355 | 1,297 | 170 | 99 | 71 |
| 19 | 2,185 | 1,098 | 1,087 | 2,044 | 1,027 | 1,017 | 141 | 71 | 70 |
| 15 - 19 | 11,785 | 6,039 | 5,746 | 11,084 | 5,675 | 5,409 | 701 | 364 | 337 |
| 20 | 3,313 | 1,621 | 1,692 | 3,109 | 1,520 | 1,589 | 204 | 101 | 103 |
| 21 | 1,667 | 836 | 831 | 1,577 | 798 | 779 | 90 | 38 | 52 |
| 22 | 2,626 | 1,255 | 1,371 | 2,490 | 1,204 | 1,286 | 136 | 51 | 85 |
| 23 | 2,077 | 960 | 1,117 | 1,938 | 903 | 1,035 | 139 | 57 | 82 |
| 24 | 1,974 | 989 | 985 | 1,870 | 939 | 931 | 104 | 50 | 54 |
| 20 - 24 | 11,657 | 5,661 | 5,996 | 10,984 | 5,364 | 5,620 | 673 | 297 | 376 |
| 25 | 2,604 | 1,303 | 1,301 | 2,450 | 1,222 | 1,228 | 154 | 81 | 73 |
| 26 | 1,973 | 943 | 1,030 | 1,854 | 890 | 964 | 119 | 53 | 66 |
| 27 | 1,804 | 867 | 937 | 1,719 | 840 | 879 | 85 | 27 | 58 |
| 28 | 2,158 | 1,051 | 1,107 | 2,025 | 992 | 1,033 | 133 | 59 | 74 |
| 29 | 1,408 | 646 | 762 | 1,309 | 606 | 703 | 99 | 40 | 59 |
| 25 - 29 | 9,947 | 4,810 | 5,137 | 9,357 | 4,550 | 4,807 | 590 | 260 | 330 |
| 30 | 3,144 | 1,483 | 1,661 | 2,943 | 1,397 | 1,546 | 201 | 86 | 115 |
| 31 | 1,020 | 507 | 513 | 948 | 477 | 471 | 72 | 30 | 42 |
| 32 | 1,900 | 962 | 938 | 1,785 | 915 | 870 | 115 | 47 | 68 |
| 33 | 1,161 | 577 | 584 | 1,089 | 539 | 550 | 72 | 38 | 34 |
| 34 | 961 | 468 | 493 | 910 | 442 | 468 | 51 | 26 | 25 |
| 30 - 34 | 8,186 | 3,997 | 4,189 | 7,675 | 3,770 | 3,905 | 511 | 227 | 284 |
| 35 | 2,216 | 1,058 | 1,158 | 2,066 | 991 | 1,075 | 150 | 67 | 83 |
| 36 | 1,233 | 588 | 645 | 1,160 | 558 | 602 | 73 | 30 | 43 |
| 37 | 1,157 | 561 | 596 | 1,084 | 526 | 558 | 73 | 35 | 38 |
| 38 | 1,387 | 650 | 737 | 1,308 | 613 | 695 | 79 | 37 | 42 |
| 39 | 884 | 430 | 454 | 819 | 399 | 420 | 65 | 31 | 34 |
| 35 - 39 | 6,877 | 3,287 | 3,590 | 6,437 | 3,087 | 3,350 | 440 | 200 | 240 |

Table 5 2.0: Kusini Unguja Region: Total Population by Age in Single Years, Five Year Age Groups and Sex and Rural-Urban

| Age | Total | | | Rural | | | Urban | | |
|----------------|--------------|--------------|--------------|--------------|--------------|--------------|------------|------------|------------|
| | Both Sexes | Male | Female | Both Sexes | Male | Female | Both Sexes | Male | Female |
| 40 | 2,606 | 1,205 | 1,401 | 2,471 | 1,145 | 1,326 | 135 | 60 | 75 |
| 41 | 589 | 291 | 298 | 552 | 269 | 283 | 37 | 22 | 15 |
| 42 | 1,226 | 621 | 605 | 1,158 | 590 | 568 | 68 | 31 | 37 |
| 43 | 775 | 352 | 423 | 727 | 332 | 395 | 48 | 20 | 28 |
| 44 | 627 | 331 | 296 | 596 | 313 | 283 | 31 | 18 | 13 |
| 40 - 44 | 5,823 | 2,800 | 3,023 | 5,504 | 2,649 | 2,855 | 319 | 151 | 168 |
| 45 | 1,500 | 752 | 748 | 1,392 | 703 | 689 | 108 | 49 | 59 |
| 46 | 730 | 367 | 363 | 682 | 339 | 343 | 48 | 28 | 20 |
| 47 | 716 | 336 | 380 | 676 | 320 | 356 | 40 | 16 | 24 |
| 48 | 1,051 | 516 | 535 | 986 | 489 | 497 | 65 | 27 | 38 |
| 49 | 635 | 320 | 315 | 598 | 304 | 294 | 37 | 16 | 21 |
| 45 - 49 | 4,632 | 2,291 | 2,341 | 4,334 | 2,155 | 2,179 | 298 | 136 | 162 |
| 50 | 1,625 | 739 | 886 | 1,513 | 687 | 826 | 112 | 52 | 60 |
| 51 | 385 | 205 | 180 | 358 | 190 | 168 | 27 | 15 | 12 |
| 52 | 769 | 417 | 352 | 711 | 397 | 314 | 58 | 20 | 38 |
| 53 | 424 | 228 | 196 | 386 | 210 | 176 | 38 | 18 | 20 |
| 54 | 413 | 241 | 172 | 376 | 222 | 154 | 37 | 19 | 18 |
| 50 - 54 | 3,616 | 1,830 | 1,786 | 3,344 | 1,706 | 1,638 | 272 | 124 | 148 |
| 55 | 801 | 395 | 406 | 750 | 373 | 377 | 51 | 22 | 29 |
| 56 | 395 | 195 | 200 | 358 | 177 | 181 | 37 | 18 | 19 |
| 57 | 335 | 195 | 140 | 319 | 186 | 133 | 16 | 9 | 7 |
| 58 | 355 | 200 | 155 | 332 | 191 | 141 | 23 | 9 | 14 |
| 59 | 236 | 132 | 104 | 219 | 125 | 94 | 17 | 7 | 10 |
| 55 - 59 | 2,122 | 1,117 | 1,005 | 1,978 | 1,052 | 926 | 144 | 65 | 79 |
| 60 | 1,181 | 499 | 682 | 1,114 | 472 | 642 | 67 | 27 | 40 |
| 61 | 183 | 104 | 79 | 164 | 94 | 70 | 19 | 10 | 9 |
| 62 | 334 | 181 | 153 | 300 | 164 | 136 | 34 | 17 | 17 |
| 63 | 241 | 146 | 95 | 222 | 135 | 87 | 19 | 11 | 8 |
| 64 | 170 | 100 | 70 | 156 | 93 | 63 | 14 | 7 | 7 |
| 60 - 64 | 2,109 | 1,030 | 1,079 | 1,956 | 958 | 998 | 153 | 72 | 81 |
| 65 | 606 | 283 | 323 | 564 | 266 | 298 | 42 | 17 | 25 |
| 66 | 150 | 75 | 75 | 140 | 66 | 74 | 10 | 9 | 1 |
| 67 | 195 | 107 | 88 | 183 | 99 | 84 | 12 | 8 | 4 |
| 68 | 195 | 109 | 86 | 179 | 105 | 74 | 16 | 4 | 12 |
| 69 | 90 | 37 | 53 | 81 | 35 | 46 | 9 | 2 | 7 |
| 65 - 69 | 1,236 | 611 | 625 | 1,147 | 571 | 576 | 89 | 40 | 49 |
| 70 | 936 | 430 | 506 | 866 | 398 | 468 | 70 | 32 | 38 |
| 71 | 73 | 40 | 33 | 68 | 37 | 31 | 5 | 3 | 2 |
| 72 | 201 | 107 | 94 | 180 | 96 | 84 | 21 | 11 | 10 |
| 73 | 103 | 52 | 51 | 93 | 49 | 44 | 10 | 3 | 7 |
| 74 | 51 | 27 | 24 | 48 | 26 | 22 | 3 | 1 | 2 |
| 70 - 74 | 1,364 | 656 | 708 | 1,255 | 606 | 649 | 109 | 50 | 59 |
| 75 | 332 | 170 | 162 | 310 | 161 | 149 | 22 | 9 | 13 |
| 76 | 105 | 62 | 43 | 94 | 59 | 35 | 11 | 3 | 8 |
| 77 | 52 | 33 | 19 | 49 | 32 | 17 | 3 | 1 | 2 |
| 78 | 87 | 52 | 35 | 82 | 49 | 33 | 5 | 3 | 2 |
| 79 | 48 | 26 | 22 | 42 | 22 | 20 | 6 | 4 | 2 |
| 75 - 79 | 624 | 343 | 281 | 577 | 323 | 254 | 47 | 20 | 27 |
| 80+ | 1,018 | 465 | 553 | 950 | 438 | 512 | 68 | 27 | 41 |

Table 52.1: Kati District: Total Population by Age in Single Years, Five Year Age Groups and Sex and Rural-Urban

| Age | Total | | | Rural | | | Urban | | |
|----------------|---------------|---------------|---------------|---------------|---------------|---------------|--------------|------------|------------|
| | Both Sexes | Male | Female | Both Sexes | Male | Female | Both Sexes | Male | Female |
| Total | 76,346 | 38,538 | 37,808 | 74,462 | 37,630 | 36,832 | 1,884 | 908 | 976 |
| 0 | 2,325 | 1,150 | 1,175 | 2,259 | 1,115 | 1,144 | 66 | 35 | 31 |
| 1 | 2,053 | 1,018 | 1,035 | 2,000 | 993 | 1,007 | 53 | 25 | 28 |
| 2 | 2,273 | 1,150 | 1,123 | 2,213 | 1,125 | 1,088 | 60 | 25 | 35 |
| 3 | 2,242 | 1,197 | 1,045 | 2,177 | 1,154 | 1,023 | 65 | 43 | 22 |
| 4 | 2,346 | 1,197 | 1,149 | 2,284 | 1,169 | 1,115 | 62 | 28 | 34 |
| 0 - 4 | 11,239 | 5,712 | 5,527 | 10,933 | 5,556 | 5,377 | 306 | 156 | 150 |
| 5 | 2,058 | 1,111 | 947 | 2,008 | 1,088 | 920 | 50 | 23 | 27 |
| 6 | 1,943 | 945 | 998 | 1,905 | 928 | 977 | 38 | 17 | 21 |
| 7 | 2,056 | 1,039 | 1,017 | 2,003 | 1,013 | 990 | 53 | 26 | 27 |
| 8 | 1,879 | 933 | 946 | 1,837 | 911 | 926 | 42 | 22 | 20 |
| 9 | 1,832 | 937 | 895 | 1,790 | 915 | 875 | 42 | 22 | 20 |
| 5 - 9 | 9,768 | 4,965 | 4,803 | 9,543 | 4,855 | 4,688 | 225 | 110 | 115 |
| 10 | 1,952 | 1,023 | 929 | 1,909 | 1,001 | 908 | 43 | 22 | 21 |
| 11 | 1,474 | 747 | 727 | 1,439 | 734 | 705 | 35 | 13 | 22 |
| 12 | 2,280 | 1,166 | 1,114 | 2,226 | 1,143 | 1,083 | 54 | 23 | 31 |
| 13 | 1,993 | 1,076 | 917 | 1,945 | 1,057 | 888 | 48 | 19 | 29 |
| 14 | 1,706 | 865 | 841 | 1,665 | 845 | 820 | 41 | 20 | 21 |
| 10 - 14 | 9,405 | 4,877 | 4,528 | 9,184 | 4,780 | 4,404 | 221 | 97 | 124 |
| 15 | 1,555 | 816 | 739 | 1,516 | 795 | 721 | 39 | 21 | 18 |
| 16 | 1,579 | 794 | 785 | 1,545 | 782 | 763 | 34 | 12 | 22 |
| 17 | 1,464 | 746 | 718 | 1,419 | 732 | 687 | 45 | 14 | 31 |
| 18 | 1,921 | 1,006 | 915 | 1,874 | 979 | 895 | 47 | 27 | 20 |
| 19 | 1,447 | 723 | 724 | 1,410 | 705 | 705 | 37 | 18 | 19 |
| 15 - 19 | 7,966 | 4,085 | 3,881 | 7,764 | 3,993 | 3,771 | 202 | 92 | 110 |
| 20 | 2,306 | 1,150 | 1,156 | 2,241 | 1,118 | 1,123 | 65 | 32 | 33 |
| 21 | 1,064 | 553 | 511 | 1,041 | 542 | 499 | 23 | 11 | 12 |
| 22 | 1,715 | 831 | 884 | 1,666 | 813 | 853 | 49 | 18 | 31 |
| 23 | 1,299 | 627 | 672 | 1,266 | 613 | 653 | 33 | 14 | 19 |
| 24 | 1,288 | 646 | 642 | 1,261 | 635 | 626 | 27 | 11 | 16 |
| 20 - 24 | 7,672 | 3,807 | 3,865 | 7,475 | 3,721 | 3,754 | 197 | 86 | 111 |
| 25 | 1,732 | 875 | 857 | 1,687 | 849 | 838 | 45 | 26 | 19 |
| 26 | 1,262 | 600 | 662 | 1,220 | 585 | 635 | 42 | 15 | 27 |
| 27 | 1,164 | 566 | 598 | 1,141 | 556 | 585 | 23 | 10 | 13 |
| 28 | 1,384 | 684 | 700 | 1,346 | 664 | 682 | 38 | 20 | 18 |
| 29 | 847 | 392 | 455 | 821 | 382 | 439 | 26 | 10 | 16 |
| 25 - 29 | 6,389 | 3,117 | 3,272 | 6,215 | 3,036 | 3,179 | 174 | 81 | 93 |
| 30 | 2,046 | 988 | 1,058 | 1,982 | 952 | 1,030 | 64 | 36 | 28 |
| 31 | 588 | 298 | 290 | 568 | 288 | 280 | 20 | 10 | 10 |
| 32 | 1,176 | 603 | 573 | 1,144 | 590 | 554 | 32 | 13 | 19 |
| 33 | 729 | 369 | 360 | 708 | 360 | 348 | 21 | 9 | 12 |
| 34 | 586 | 277 | 309 | 572 | 270 | 302 | 14 | 7 | 7 |
| 30 - 34 | 5,125 | 2,535 | 2,590 | 4,974 | 2,460 | 2,514 | 151 | 75 | 76 |
| 35 | 1,405 | 692 | 713 | 1,365 | 673 | 692 | 40 | 19 | 21 |
| 36 | 759 | 375 | 384 | 741 | 367 | 374 | 18 | 8 | 10 |
| 37 | 752 | 371 | 381 | 727 | 353 | 374 | 25 | 18 | 7 |
| 38 | 902 | 428 | 474 | 885 | 423 | 462 | 17 | 5 | 12 |
| 39 | 568 | 275 | 293 | 551 | 268 | 283 | 17 | 7 | 10 |
| 35 - 39 | 4,386 | 2,141 | 2,245 | 4,269 | 2,084 | 2,185 | 117 | 57 | 60 |

Table 52.1: Kati District: Total Population by Age in Single Years, Five Year Age Groups and Sex and Rural-Urban

| Age | Total | | | Rural | | | Urban | | |
|----------------|--------------|--------------|--------------|--------------|--------------|--------------|------------|-----------|-----------|
| | Both Sexes | Male | Female | Both Sexes | Male | Female | Both Sexes | Male | Female |
| 40 | 1,758 | 820 | 938 | 1,721 | 802 | 919 | 37 | 18 | 19 |
| 41 | 353 | 182 | 171 | 344 | 178 | 166 | 9 | 4 | 5 |
| 42 | 798 | 417 | 381 | 783 | 409 | 374 | 15 | 8 | 7 |
| 43 | 490 | 226 | 264 | 475 | 217 | 258 | 15 | 9 | 6 |
| 44 | 399 | 214 | 185 | 395 | 210 | 185 | 4 | 4 | 0 |
| 40 - 44 | 3,798 | 1,859 | 1,939 | 3,718 | 1,816 | 1,902 | 80 | 43 | 37 |
| 45 | 962 | 496 | 466 | 935 | 482 | 453 | 27 | 14 | 13 |
| 46 | 457 | 235 | 222 | 446 | 228 | 218 | 11 | 7 | 4 |
| 47 | 456 | 213 | 243 | 443 | 207 | 236 | 13 | 6 | 7 |
| 48 | 702 | 345 | 357 | 689 | 339 | 350 | 13 | 6 | 7 |
| 49 | 405 | 212 | 193 | 396 | 207 | 189 | 9 | 5 | 4 |
| 45 - 49 | 2,982 | 1,501 | 1,481 | 2,909 | 1,463 | 1,446 | 73 | 38 | 35 |
| 50 | 1,069 | 485 | 584 | 1,054 | 478 | 576 | 15 | 7 | 8 |
| 51 | 234 | 131 | 103 | 230 | 128 | 102 | 4 | 3 | 1 |
| 52 | 503 | 290 | 213 | 493 | 285 | 208 | 10 | 5 | 5 |
| 53 | 245 | 143 | 102 | 237 | 137 | 100 | 8 | 6 | 2 |
| 54 | 254 | 151 | 103 | 247 | 146 | 101 | 7 | 5 | 2 |
| 50 - 54 | 2,305 | 1,200 | 1,105 | 2,261 | 1,174 | 1,087 | 44 | 26 | 18 |
| 55 | 545 | 280 | 265 | 532 | 271 | 261 | 13 | 9 | 4 |
| 56 | 250 | 126 | 124 | 244 | 122 | 122 | 6 | 4 | 2 |
| 57 | 217 | 131 | 86 | 213 | 129 | 84 | 4 | 2 | 2 |
| 58 | 238 | 145 | 93 | 234 | 143 | 91 | 4 | 2 | 2 |
| 59 | 157 | 93 | 64 | 152 | 91 | 61 | 5 | 2 | 3 |
| 55 - 59 | 1,407 | 775 | 632 | 1,375 | 756 | 619 | 32 | 19 | 13 |
| 60 | 757 | 320 | 437 | 745 | 318 | 427 | 12 | 2 | 10 |
| 61 | 91 | 49 | 42 | 91 | 49 | 42 | 0 | 0 | 0 |
| 62 | 203 | 113 | 90 | 199 | 110 | 89 | 4 | 3 | 1 |
| 63 | 146 | 92 | 54 | 146 | 92 | 54 | 0 | 0 | 0 |
| 64 | 108 | 69 | 39 | 105 | 67 | 38 | 3 | 2 | 1 |
| 60 - 64 | 1,305 | 643 | 662 | 1,286 | 636 | 650 | 19 | 7 | 12 |
| 65 | 410 | 201 | 209 | 401 | 195 | 206 | 9 | 6 | 3 |
| 66 | 93 | 46 | 47 | 92 | 46 | 46 | 1 | 0 | 1 |
| 67 | 116 | 69 | 47 | 114 | 67 | 47 | 2 | 2 | 0 |
| 68 | 107 | 77 | 30 | 107 | 77 | 30 | 0 | 0 | 0 |
| 69 | 54 | 24 | 30 | 53 | 24 | 29 | 1 | 0 | 1 |
| 65 - 69 | 780 | 417 | 363 | 767 | 409 | 358 | 13 | 8 | 5 |
| 70 | 590 | 269 | 321 | 579 | 265 | 314 | 11 | 4 | 7 |
| 71 | 39 | 25 | 14 | 37 | 24 | 13 | 2 | 1 | 1 |
| 72 | 104 | 56 | 48 | 101 | 54 | 47 | 3 | 2 | 1 |
| 73 | 54 | 31 | 23 | 52 | 30 | 22 | 2 | 1 | 1 |
| 74 | 20 | 12 | 8 | 20 | 12 | 8 | 0 | 0 | 0 |
| 70 - 74 | 807 | 393 | 414 | 789 | 385 | 404 | 18 | 8 | 10 |
| 75 | 215 | 114 | 101 | 212 | 113 | 99 | 3 | 1 | 2 |
| 76 | 53 | 38 | 15 | 53 | 38 | 15 | 0 | 0 | 0 |
| 77 | 27 | 17 | 10 | 27 | 17 | 10 | 0 | 0 | 0 |
| 78 | 48 | 31 | 17 | 48 | 31 | 17 | 0 | 0 | 0 |
| 79 | 22 | 14 | 8 | 22 | 14 | 8 | 0 | 0 | 0 |
| 75 - 79 | 365 | 214 | 151 | 362 | 213 | 149 | 3 | 1 | 2 |
| 80+ | 647 | 297 | 350 | 638 | 293 | 345 | 9 | 4 | 5 |

Table 52.2: Kusini District: Total Population by Age in Single Years, Five Year Age Groups and Sex and Rural-Urban

| Age | Total | | | Rural | | | Urban | | |
|----------------|---------------|---------------|---------------|---------------|---------------|---------------|--------------|--------------|--------------|
| | Both Sexes | Male | Female | Both Sexes | Male | Female | Both Sexes | Male | Female |
| Total | 39,242 | 19,342 | 19,900 | 34,034 | 16,868 | 17,166 | 5,208 | 2,474 | 2,734 |
| 0 | 1,151 | 610 | 541 | 1,009 | 540 | 469 | 142 | 70 | 72 |
| 1 | 1,006 | 495 | 511 | 872 | 427 | 445 | 134 | 68 | 66 |
| 2 | 1,000 | 536 | 464 | 867 | 468 | 399 | 133 | 68 | 65 |
| 3 | 1,067 | 549 | 518 | 923 | 476 | 447 | 144 | 73 | 71 |
| 4 | 1,116 | 567 | 549 | 953 | 485 | 468 | 163 | 82 | 81 |
| 0 - 4 | 5,340 | 2,757 | 2,583 | 4,624 | 2,396 | 2,228 | 716 | 361 | 355 |
| 5 | 928 | 483 | 445 | 817 | 431 | 386 | 111 | 52 | 59 |
| 6 | 938 | 491 | 447 | 823 | 427 | 396 | 115 | 64 | 51 |
| 7 | 899 | 458 | 441 | 776 | 389 | 387 | 123 | 69 | 54 |
| 8 | 832 | 444 | 388 | 710 | 376 | 334 | 122 | 68 | 54 |
| 9 | 899 | 475 | 424 | 771 | 408 | 363 | 128 | 67 | 61 |
| 5 - 9 | 4,496 | 2,351 | 2,145 | 3,897 | 2,031 | 1,866 | 599 | 320 | 279 |
| 10 | 901 | 456 | 445 | 774 | 399 | 375 | 127 | 57 | 70 |
| 11 | 709 | 375 | 334 | 604 | 325 | 279 | 105 | 50 | 55 |
| 12 | 1,045 | 576 | 469 | 896 | 497 | 399 | 149 | 79 | 70 |
| 13 | 926 | 498 | 428 | 804 | 431 | 373 | 122 | 67 | 55 |
| 14 | 763 | 376 | 387 | 655 | 324 | 331 | 108 | 52 | 56 |
| 10 - 14 | 4,344 | 2,281 | 2,063 | 3,733 | 1,976 | 1,757 | 611 | 305 | 306 |
| 15 | 716 | 384 | 332 | 613 | 323 | 290 | 103 | 61 | 42 |
| 16 | 724 | 354 | 370 | 637 | 310 | 327 | 87 | 44 | 43 |
| 17 | 740 | 393 | 347 | 658 | 351 | 307 | 82 | 42 | 40 |
| 18 | 901 | 448 | 453 | 778 | 376 | 402 | 123 | 72 | 51 |
| 19 | 738 | 375 | 363 | 634 | 322 | 312 | 104 | 53 | 51 |
| 15 - 19 | 3,819 | 1,954 | 1,865 | 3,320 | 1,682 | 1,638 | 499 | 272 | 227 |
| 20 | 1,007 | 471 | 536 | 868 | 402 | 466 | 139 | 69 | 70 |
| 21 | 603 | 283 | 320 | 536 | 256 | 280 | 67 | 27 | 40 |
| 22 | 911 | 424 | 487 | 824 | 391 | 433 | 87 | 33 | 54 |
| 23 | 778 | 333 | 445 | 672 | 290 | 382 | 106 | 43 | 63 |
| 24 | 686 | 343 | 343 | 609 | 304 | 305 | 77 | 39 | 38 |
| 20 - 24 | 3,985 | 1,854 | 2,131 | 3,509 | 1,643 | 1,866 | 476 | 211 | 265 |
| 25 | 872 | 428 | 444 | 763 | 373 | 390 | 109 | 55 | 54 |
| 26 | 711 | 343 | 368 | 634 | 305 | 329 | 77 | 38 | 39 |
| 27 | 640 | 301 | 339 | 578 | 284 | 294 | 62 | 17 | 45 |
| 28 | 774 | 367 | 407 | 679 | 328 | 351 | 95 | 39 | 56 |
| 29 | 561 | 254 | 307 | 488 | 224 | 264 | 73 | 30 | 43 |
| 25 - 29 | 3,558 | 1,693 | 1,865 | 3,142 | 1,514 | 1,628 | 416 | 179 | 237 |
| 30 | 1,098 | 495 | 603 | 961 | 445 | 516 | 137 | 50 | 87 |
| 31 | 432 | 209 | 223 | 380 | 189 | 191 | 52 | 20 | 32 |
| 32 | 724 | 359 | 365 | 641 | 325 | 316 | 83 | 34 | 49 |
| 33 | 432 | 208 | 224 | 381 | 179 | 202 | 51 | 29 | 22 |
| 34 | 375 | 191 | 184 | 338 | 172 | 166 | 37 | 19 | 18 |
| 30 - 34 | 3,061 | 1,462 | 1,599 | 2,701 | 1,310 | 1,391 | 360 | 152 | 208 |
| 35 | 811 | 366 | 445 | 701 | 318 | 383 | 110 | 48 | 62 |
| 36 | 474 | 213 | 261 | 419 | 191 | 228 | 55 | 22 | 33 |
| 37 | 405 | 190 | 215 | 357 | 173 | 184 | 48 | 17 | 31 |
| 38 | 485 | 222 | 263 | 423 | 190 | 233 | 62 | 32 | 30 |
| 39 | 316 | 155 | 161 | 268 | 131 | 137 | 48 | 24 | 24 |
| 35 - 39 | 2,491 | 1,146 | 1,345 | 2,168 | 1,003 | 1,165 | 323 | 143 | 180 |

Table 52.2: Kusini District: Total Population by Age in Single Years, Five Year Age Groups and Sex and Rural-Urban

| Age | Total | | | Rural | | | Urban | | |
|----------------|--------------|------------|--------------|--------------|------------|------------|------------|------------|------------|
| | Both Sexes | Male | Female | Both Sexes | Male | Female | Both Sexes | Male | Female |
| 40 | 848 | 385 | 463 | 750 | 343 | 407 | 98 | 42 | 56 |
| 41 | 236 | 109 | 127 | 208 | 91 | 117 | 28 | 18 | 10 |
| 42 | 428 | 204 | 224 | 375 | 181 | 194 | 53 | 23 | 30 |
| 43 | 285 | 126 | 159 | 252 | 115 | 137 | 33 | 11 | 22 |
| 44 | 228 | 117 | 111 | 201 | 103 | 98 | 27 | 14 | 13 |
| 40 - 44 | 2,025 | 941 | 1,084 | 1,786 | 833 | 953 | 239 | 108 | 131 |
| 45 | 538 | 256 | 282 | 457 | 221 | 236 | 81 | 35 | 46 |
| 46 | 273 | 132 | 141 | 236 | 111 | 125 | 37 | 21 | 16 |
| 47 | 260 | 123 | 137 | 233 | 113 | 120 | 27 | 10 | 17 |
| 48 | 349 | 171 | 178 | 297 | 150 | 147 | 52 | 21 | 31 |
| 49 | 230 | 108 | 122 | 202 | 97 | 105 | 28 | 11 | 17 |
| 45 - 49 | 1,650 | 790 | 860 | 1,425 | 692 | 733 | 225 | 98 | 127 |
| 50 | 556 | 254 | 302 | 459 | 209 | 250 | 97 | 45 | 52 |
| 51 | 151 | 74 | 77 | 128 | 62 | 66 | 23 | 12 | 11 |
| 52 | 266 | 127 | 139 | 218 | 112 | 106 | 48 | 15 | 33 |
| 53 | 179 | 85 | 94 | 149 | 73 | 76 | 30 | 12 | 18 |
| 54 | 159 | 90 | 69 | 129 | 76 | 53 | 30 | 14 | 16 |
| 50 - 54 | 1,311 | 630 | 681 | 1,083 | 532 | 551 | 228 | 98 | 130 |
| 55 | 256 | 115 | 141 | 218 | 102 | 116 | 38 | 13 | 25 |
| 56 | 145 | 69 | 76 | 114 | 55 | 59 | 31 | 14 | 17 |
| 57 | 118 | 64 | 54 | 106 | 57 | 49 | 12 | 7 | 5 |
| 58 | 117 | 55 | 62 | 98 | 48 | 50 | 19 | 7 | 12 |
| 59 | 79 | 39 | 40 | 67 | 34 | 33 | 12 | 5 | 7 |
| 55 - 59 | 715 | 342 | 373 | 603 | 296 | 307 | 112 | 46 | 66 |
| 60 | 424 | 179 | 245 | 369 | 154 | 215 | 55 | 25 | 30 |
| 61 | 92 | 55 | 37 | 73 | 45 | 28 | 19 | 10 | 9 |
| 62 | 131 | 68 | 63 | 101 | 54 | 47 | 30 | 14 | 16 |
| 63 | 95 | 54 | 41 | 76 | 43 | 33 | 19 | 11 | 8 |
| 64 | 62 | 31 | 31 | 51 | 26 | 25 | 11 | 5 | 6 |
| 60 - 64 | 804 | 387 | 417 | 670 | 322 | 348 | 134 | 65 | 69 |
| 65 | 196 | 82 | 114 | 163 | 71 | 92 | 33 | 11 | 22 |
| 66 | 57 | 29 | 28 | 48 | 20 | 28 | 9 | 9 | 0 |
| 67 | 79 | 38 | 41 | 69 | 32 | 37 | 10 | 6 | 4 |
| 68 | 88 | 32 | 56 | 72 | 28 | 44 | 16 | 4 | 12 |
| 69 | 36 | 13 | 23 | 28 | 11 | 17 | 8 | 2 | 6 |
| 65 - 69 | 456 | 194 | 262 | 380 | 162 | 218 | 76 | 32 | 44 |
| 70 | 346 | 161 | 185 | 287 | 133 | 154 | 59 | 28 | 31 |
| 71 | 34 | 15 | 19 | 31 | 13 | 18 | 3 | 2 | 1 |
| 72 | 97 | 51 | 46 | 79 | 42 | 37 | 18 | 9 | 9 |
| 73 | 49 | 21 | 28 | 41 | 19 | 22 | 8 | 2 | 6 |
| 74 | 31 | 15 | 16 | 28 | 14 | 14 | 3 | 1 | 2 |
| 70 - 74 | 557 | 263 | 294 | 466 | 221 | 245 | 91 | 42 | 49 |
| 75 | 117 | 56 | 61 | 98 | 48 | 50 | 19 | 8 | 11 |
| 76 | 52 | 24 | 28 | 41 | 21 | 20 | 11 | 3 | 8 |
| 77 | 25 | 16 | 9 | 22 | 15 | 7 | 3 | 1 | 2 |
| 78 | 39 | 21 | 18 | 34 | 18 | 16 | 5 | 3 | 2 |
| 79 | 26 | 12 | 14 | 20 | 8 | 12 | 6 | 4 | 2 |
| 75 - 79 | 259 | 129 | 130 | 215 | 110 | 105 | 44 | 19 | 25 |
| 80+ | 371 | 168 | 203 | 312 | 145 | 167 | 59 | 23 | 36 |

Table 53.0: Mjini Magharibi Region: Total Population by Age in Single Years, Five Year Age Groups and Sex and Rural-Urban

| Age | Total | | | Rural | | | Urban | | |
|----------------|----------------|----------------|----------------|---------------|---------------|---------------|----------------|----------------|----------------|
| | Both Sexes | Male | Female | Both Sexes | Male | Female | Both Sexes | Male | Female |
| Total | 593,678 | 283,590 | 310,088 | 92,219 | 44,926 | 47,293 | 501,459 | 238,664 | 262,795 |
| 0 | 18,706 | 9,389 | 9,317 | 3,541 | 1,823 | 1,718 | 15,165 | 7,566 | 7,599 |
| 1 | 15,343 | 7,819 | 7,524 | 2,857 | 1,430 | 1,427 | 12,486 | 6,389 | 6,097 |
| 2 | 16,719 | 8,262 | 8,457 | 3,175 | 1,573 | 1,602 | 13,544 | 6,689 | 6,855 |
| 3 | 17,460 | 8,679 | 8,781 | 3,131 | 1,525 | 1,606 | 14,329 | 7,154 | 7,175 |
| 4 | 18,506 | 9,102 | 9,404 | 3,293 | 1,635 | 1,658 | 15,213 | 7,467 | 7,746 |
| 0 - 4 | 86,734 | 43,251 | 43,483 | 15,997 | 7,986 | 8,011 | 70,737 | 35,265 | 35,472 |
| 5 | 16,656 | 8,328 | 8,328 | 2,892 | 1,493 | 1,399 | 13,764 | 6,835 | 6,929 |
| 6 | 16,280 | 7,969 | 8,311 | 2,751 | 1,395 | 1,356 | 13,529 | 6,574 | 6,955 |
| 7 | 16,433 | 8,000 | 8,433 | 2,819 | 1,372 | 1,447 | 13,614 | 6,628 | 6,986 |
| 8 | 14,959 | 7,171 | 7,788 | 2,378 | 1,202 | 1,176 | 12,581 | 5,969 | 6,612 |
| 9 | 13,550 | 6,566 | 6,984 | 2,228 | 1,087 | 1,141 | 11,322 | 5,479 | 5,843 |
| 5 - 9 | 77,878 | 38,034 | 39,844 | 13,068 | 6,549 | 6,519 | 64,810 | 31,485 | 33,325 |
| 10 | 14,676 | 7,266 | 7,410 | 2,338 | 1,139 | 1,199 | 12,338 | 6,127 | 6,211 |
| 11 | 11,929 | 5,766 | 6,163 | 1,770 | 863 | 907 | 10,159 | 4,903 | 5,256 |
| 12 | 17,321 | 8,556 | 8,765 | 2,700 | 1,382 | 1,318 | 14,621 | 7,174 | 7,447 |
| 13 | 14,605 | 7,055 | 7,550 | 2,132 | 1,037 | 1,095 | 12,473 | 6,018 | 6,455 |
| 14 | 13,249 | 6,307 | 6,942 | 1,915 | 940 | 975 | 11,334 | 5,367 | 5,967 |
| 10 - 14 | 71,780 | 34,950 | 36,830 | 10,855 | 5,361 | 5,494 | 60,925 | 29,589 | 31,336 |
| 15 | 12,392 | 6,072 | 6,320 | 1,822 | 950 | 872 | 10,570 | 5,122 | 5,448 |
| 16 | 12,573 | 5,718 | 6,855 | 1,742 | 791 | 951 | 10,831 | 4,927 | 5,904 |
| 17 | 12,343 | 5,553 | 6,790 | 1,656 | 790 | 866 | 10,687 | 4,763 | 5,924 |
| 18 | 14,909 | 6,832 | 8,077 | 1,933 | 949 | 984 | 12,976 | 5,883 | 7,093 |
| 19 | 11,683 | 4,998 | 6,685 | 1,563 | 685 | 878 | 10,120 | 4,313 | 5,807 |
| 15 - 19 | 63,900 | 29,173 | 34,727 | 8,716 | 4,165 | 4,551 | 55,184 | 25,008 | 30,176 |
| 20 | 17,114 | 7,769 | 9,345 | 2,411 | 1,008 | 1,403 | 14,703 | 6,761 | 7,942 |
| 21 | 9,124 | 3,862 | 5,262 | 1,233 | 532 | 701 | 7,891 | 3,330 | 4,561 |
| 22 | 14,684 | 6,559 | 8,125 | 1,876 | 809 | 1,067 | 12,808 | 5,750 | 7,058 |
| 23 | 11,011 | 4,649 | 6,362 | 1,569 | 616 | 953 | 9,442 | 4,033 | 5,409 |
| 24 | 10,681 | 4,663 | 6,018 | 1,463 | 588 | 875 | 9,218 | 4,075 | 5,143 |
| 20 - 24 | 62,614 | 27,502 | 35,112 | 8,552 | 3,553 | 4,999 | 54,062 | 23,949 | 30,113 |
| 25 | 13,633 | 6,199 | 7,434 | 2,014 | 837 | 1,177 | 11,619 | 5,362 | 6,257 |
| 26 | 9,829 | 4,368 | 5,461 | 1,460 | 613 | 847 | 8,369 | 3,755 | 4,614 |
| 27 | 9,437 | 4,177 | 5,260 | 1,529 | 627 | 902 | 7,908 | 3,550 | 4,358 |
| 28 | 11,662 | 5,129 | 6,533 | 1,811 | 756 | 1,055 | 9,851 | 4,373 | 5,478 |
| 29 | 7,395 | 3,167 | 4,228 | 1,187 | 523 | 664 | 6,208 | 2,644 | 3,564 |
| 25 - 29 | 51,956 | 23,040 | 28,916 | 8,001 | 3,356 | 4,645 | 43,955 | 19,684 | 24,271 |
| 30 | 16,057 | 7,166 | 8,891 | 2,812 | 1,335 | 1,477 | 13,245 | 5,831 | 7,414 |
| 31 | 4,926 | 2,317 | 2,609 | 825 | 402 | 423 | 4,101 | 1,915 | 2,186 |
| 32 | 10,371 | 4,927 | 5,444 | 1,791 | 948 | 843 | 8,580 | 3,979 | 4,601 |
| 33 | 6,289 | 2,877 | 3,412 | 1,031 | 531 | 500 | 5,258 | 2,346 | 2,912 |
| 34 | 5,951 | 2,772 | 3,179 | 1,014 | 506 | 508 | 4,937 | 2,266 | 2,671 |
| 30 - 34 | 43,594 | 20,059 | 23,535 | 7,473 | 3,722 | 3,751 | 36,121 | 16,337 | 19,784 |
| 35 | 11,848 | 5,956 | 5,892 | 1,956 | 1,058 | 898 | 9,892 | 4,898 | 4,994 |
| 36 | 6,418 | 3,013 | 3,405 | 1,032 | 517 | 515 | 5,386 | 2,496 | 2,890 |
| 37 | 6,063 | 2,917 | 3,146 | 976 | 530 | 446 | 5,087 | 2,387 | 2,700 |
| 38 | 7,613 | 3,606 | 4,007 | 1,195 | 637 | 558 | 6,418 | 2,969 | 3,449 |
| 39 | 4,690 | 2,161 | 2,529 | 703 | 367 | 336 | 3,987 | 1,794 | 2,193 |
| 35 - 39 | 36,632 | 17,653 | 18,979 | 5,862 | 3,109 | 2,753 | 30,770 | 14,544 | 16,226 |

Table 53.0: Mjini Magharibi Region: Total Population by Age in Single Years, Five Year Age Groups and Sex and Rural-Urban

| Age | Total | | | Rural | | | Urban | | |
|----------------|---------------|---------------|---------------|--------------|--------------|--------------|---------------|---------------|---------------|
| | Both Sexes | Male | Female | Both Sexes | Male | Female | Both Sexes | Male | Female |
| 40 | 12,842 | 6,424 | 6,418 | 1,942 | 1,010 | 932 | 10,900 | 5,414 | 5,486 |
| 41 | 2,814 | 1,442 | 1,372 | 365 | 209 | 156 | 2,449 | 1,233 | 1,216 |
| 42 | 6,124 | 3,223 | 2,901 | 833 | 446 | 387 | 5,291 | 2,777 | 2,514 |
| 43 | 3,751 | 1,921 | 1,830 | 447 | 228 | 219 | 3,304 | 1,693 | 1,611 |
| 44 | 2,865 | 1,422 | 1,443 | 389 | 209 | 180 | 2,476 | 1,213 | 1,263 |
| 40 - 44 | 28,396 | 14,432 | 13,964 | 3,976 | 2,102 | 1,874 | 24,420 | 12,330 | 12,090 |
| 45 | 7,563 | 3,987 | 3,576 | 1,110 | 613 | 497 | 6,453 | 3,374 | 3,079 |
| 46 | 3,167 | 1,610 | 1,557 | 402 | 213 | 189 | 2,765 | 1,397 | 1,368 |
| 47 | 3,165 | 1,525 | 1,640 | 404 | 206 | 198 | 2,761 | 1,319 | 1,442 |
| 48 | 5,075 | 2,471 | 2,604 | 710 | 385 | 325 | 4,365 | 2,086 | 2,279 |
| 49 | 4,244 | 1,352 | 2,892 | 728 | 209 | 519 | 3,516 | 1,143 | 2,373 |
| 45 - 49 | 23,214 | 10,945 | 12,269 | 3,354 | 1,626 | 1,728 | 19,860 | 9,319 | 10,541 |
| 50 | 7,207 | 3,591 | 3,616 | 1,042 | 512 | 530 | 6,165 | 3,079 | 3,086 |
| 51 | 1,673 | 931 | 742 | 230 | 108 | 122 | 1,443 | 823 | 620 |
| 52 | 3,256 | 1,823 | 1,433 | 412 | 241 | 171 | 2,844 | 1,582 | 1,262 |
| 53 | 2,076 | 1,183 | 893 | 272 | 178 | 94 | 1,804 | 1,005 | 799 |
| 54 | 1,851 | 1,049 | 802 | 244 | 134 | 110 | 1,607 | 915 | 692 |
| 50 - 54 | 16,063 | 8,577 | 7,486 | 2,200 | 1,173 | 1,027 | 13,863 | 7,404 | 6,459 |
| 55 | 3,705 | 1,984 | 1,721 | 500 | 266 | 234 | 3,205 | 1,718 | 1,487 |
| 56 | 1,718 | 1,003 | 715 | 212 | 131 | 81 | 1,506 | 872 | 634 |
| 57 | 1,575 | 952 | 623 | 186 | 124 | 62 | 1,389 | 828 | 561 |
| 58 | 1,702 | 903 | 799 | 200 | 111 | 89 | 1,502 | 792 | 710 |
| 59 | 973 | 532 | 441 | 116 | 70 | 46 | 857 | 462 | 395 |
| 55 - 59 | 9,673 | 5,374 | 4,299 | 1,214 | 702 | 512 | 8,459 | 4,672 | 3,787 |
| 60 | 4,724 | 2,304 | 2,420 | 688 | 341 | 347 | 4,036 | 1,963 | 2,073 |
| 61 | 638 | 378 | 260 | 79 | 49 | 30 | 559 | 329 | 230 |
| 62 | 1,403 | 813 | 590 | 153 | 78 | 75 | 1,250 | 735 | 515 |
| 63 | 977 | 589 | 388 | 106 | 63 | 43 | 871 | 526 | 345 |
| 64 | 749 | 481 | 268 | 78 | 52 | 26 | 671 | 429 | 242 |
| 60 - 64 | 8,491 | 4,565 | 3,926 | 1,104 | 583 | 521 | 7,387 | 3,982 | 3,405 |
| 65 | 2,202 | 1,099 | 1,103 | 302 | 161 | 141 | 1,900 | 938 | 962 |
| 66 | 519 | 312 | 207 | 51 | 35 | 16 | 468 | 277 | 191 |
| 67 | 646 | 381 | 265 | 70 | 44 | 26 | 576 | 337 | 239 |
| 68 | 674 | 342 | 332 | 86 | 44 | 42 | 588 | 298 | 290 |
| 69 | 350 | 209 | 141 | 68 | 42 | 26 | 282 | 167 | 115 |
| 65 - 69 | 4,391 | 2,343 | 2,048 | 577 | 326 | 251 | 3,814 | 2,017 | 1,797 |
| 70 | 2,776 | 1,176 | 1,600 | 439 | 200 | 239 | 2,337 | 976 | 1,361 |
| 71 | 221 | 136 | 85 | 27 | 13 | 14 | 194 | 123 | 71 |
| 72 | 554 | 302 | 252 | 77 | 45 | 32 | 477 | 257 | 220 |
| 73 | 258 | 144 | 114 | 39 | 29 | 10 | 219 | 115 | 104 |
| 74 | 196 | 117 | 79 | 34 | 27 | 7 | 162 | 90 | 72 |
| 70 - 74 | 4,005 | 1,875 | 2,130 | 616 | 314 | 302 | 3,389 | 1,561 | 1,828 |
| 75 | 882 | 394 | 488 | 122 | 61 | 61 | 760 | 333 | 427 |
| 76 | 229 | 118 | 111 | 23 | 15 | 8 | 206 | 103 | 103 |
| 77 | 170 | 88 | 82 | 18 | 12 | 6 | 152 | 76 | 76 |
| 78 | 257 | 127 | 130 | 39 | 21 | 18 | 218 | 106 | 112 |
| 79 | 103 | 52 | 51 | 10 | 5 | 5 | 93 | 47 | 46 |
| 75 - 79 | 1,641 | 779 | 862 | 212 | 114 | 98 | 1,429 | 665 | 764 |
| 80+ | 2,716 | 1,038 | 1,678 | 442 | 185 | 257 | 2,274 | 853 | 1,421 |

Table 53.1: Magharibi Distric: Total Population by Age in Single Years, Five Year Age Groups and Sex and Rural-Urban

| Age | Total | | | Rural | | | Urban | | |
|----------------|----------------|----------------|----------------|---------------|---------------|---------------|----------------|----------------|----------------|
| | Both Sexes | Male | Female | Both Sexes | Male | Female | Both Sexes | Male | Female |
| Total | 370,645 | 176,979 | 193,666 | 92,219 | 44,926 | 47,293 | 278,426 | 132,053 | 146,373 |
| 0 | 12,722 | 6,437 | 6,285 | 3,541 | 1,823 | 1,718 | 9,181 | 4,614 | 4,567 |
| 1 | 10,575 | 5,421 | 5,154 | 2,857 | 1,430 | 1,427 | 7,718 | 3,991 | 3,727 |
| 2 | 11,397 | 5,632 | 5,765 | 3,175 | 1,573 | 1,602 | 8,222 | 4,059 | 4,163 |
| 3 | 11,789 | 5,828 | 5,961 | 3,131 | 1,525 | 1,606 | 8,658 | 4,303 | 4,355 |
| 4 | 12,331 | 6,103 | 6,228 | 3,293 | 1,635 | 1,658 | 9,038 | 4,468 | 4,570 |
| 0 - 4 | 58,814 | 29,421 | 29,393 | 15,997 | 7,986 | 8,011 | 42,817 | 21,435 | 21,382 |
| 5 | 11,228 | 5,634 | 5,594 | 2,892 | 1,493 | 1,399 | 8,336 | 4,141 | 4,195 |
| 6 | 10,915 | 5,309 | 5,606 | 2,751 | 1,395 | 1,356 | 8,164 | 3,914 | 4,250 |
| 7 | 11,169 | 5,473 | 5,696 | 2,819 | 1,372 | 1,447 | 8,350 | 4,101 | 4,249 |
| 8 | 9,980 | 4,787 | 5,193 | 2,378 | 1,202 | 1,176 | 7,602 | 3,585 | 4,017 |
| 9 | 9,008 | 4,414 | 4,594 | 2,228 | 1,087 | 1,141 | 6,780 | 3,327 | 3,453 |
| 5 - 9 | 52,300 | 25,617 | 26,683 | 13,068 | 6,549 | 6,519 | 39,232 | 19,068 | 20,164 |
| 10 | 9,624 | 4,787 | 4,837 | 2,338 | 1,139 | 1,199 | 7,286 | 3,648 | 3,638 |
| 11 | 7,706 | 3,709 | 3,997 | 1,770 | 863 | 907 | 5,936 | 2,846 | 3,090 |
| 12 | 11,336 | 5,538 | 5,798 | 2,700 | 1,382 | 1,318 | 8,636 | 4,156 | 4,480 |
| 13 | 9,270 | 4,457 | 4,813 | 2,132 | 1,037 | 1,095 | 7,138 | 3,420 | 3,718 |
| 14 | 8,388 | 3,983 | 4,405 | 1,915 | 940 | 975 | 6,473 | 3,043 | 3,430 |
| 10 - 14 | 46,324 | 22,474 | 23,850 | 10,855 | 5,361 | 5,494 | 35,469 | 17,113 | 18,356 |
| 15 | 7,757 | 3,808 | 3,949 | 1,822 | 950 | 872 | 5,935 | 2,858 | 3,077 |
| 16 | 7,689 | 3,449 | 4,240 | 1,742 | 791 | 951 | 5,947 | 2,658 | 3,289 |
| 17 | 7,455 | 3,357 | 4,098 | 1,656 | 790 | 866 | 5,799 | 2,567 | 3,232 |
| 18 | 8,992 | 4,045 | 4,947 | 1,933 | 949 | 984 | 7,059 | 3,096 | 3,963 |
| 19 | 6,960 | 2,923 | 4,037 | 1,563 | 685 | 878 | 5,397 | 2,238 | 3,159 |
| 15 - 19 | 38,853 | 17,582 | 21,271 | 8,716 | 4,165 | 4,551 | 30,137 | 13,417 | 16,720 |
| 20 | 10,348 | 4,576 | 5,772 | 2,411 | 1,008 | 1,403 | 7,937 | 3,568 | 4,369 |
| 21 | 5,291 | 2,245 | 3,046 | 1,233 | 532 | 701 | 4,058 | 1,713 | 2,345 |
| 22 | 8,570 | 3,718 | 4,852 | 1,876 | 809 | 1,067 | 6,694 | 2,909 | 3,785 |
| 23 | 6,480 | 2,617 | 3,863 | 1,569 | 616 | 953 | 4,911 | 2,001 | 2,910 |
| 24 | 6,111 | 2,541 | 3,570 | 1,463 | 588 | 875 | 4,648 | 1,953 | 2,695 |
| 20 - 24 | 36,800 | 15,697 | 21,103 | 8,552 | 3,553 | 4,999 | 28,248 | 12,144 | 16,104 |
| 25 | 8,317 | 3,513 | 4,804 | 2,014 | 837 | 1,177 | 6,303 | 2,676 | 3,627 |
| 26 | 5,767 | 2,414 | 3,353 | 1,460 | 613 | 847 | 4,307 | 1,801 | 2,506 |
| 27 | 5,649 | 2,341 | 3,308 | 1,529 | 627 | 902 | 4,120 | 1,714 | 2,406 |
| 28 | 6,917 | 2,871 | 4,046 | 1,811 | 756 | 1,055 | 5,106 | 2,115 | 2,991 |
| 29 | 4,526 | 1,812 | 2,714 | 1,187 | 523 | 664 | 3,339 | 1,289 | 2,050 |
| 25 - 29 | 31,176 | 12,951 | 18,225 | 8,001 | 3,356 | 4,645 | 23,175 | 9,595 | 13,580 |
| 30 | 10,236 | 4,464 | 5,772 | 2,812 | 1,335 | 1,477 | 7,424 | 3,129 | 4,295 |
| 31 | 3,024 | 1,372 | 1,652 | 825 | 402 | 423 | 2,199 | 970 | 1,229 |
| 32 | 6,586 | 3,000 | 3,586 | 1,791 | 948 | 843 | 4,795 | 2,052 | 2,743 |
| 33 | 3,874 | 1,747 | 2,127 | 1,031 | 531 | 500 | 2,843 | 1,216 | 1,627 |
| 34 | 3,738 | 1,708 | 2,030 | 1,014 | 506 | 508 | 2,724 | 1,202 | 1,522 |
| 30 - 34 | 27,458 | 12,291 | 15,167 | 7,473 | 3,722 | 3,751 | 19,985 | 8,569 | 11,416 |
| 35 | 7,739 | 3,836 | 3,903 | 1,956 | 1,058 | 898 | 5,783 | 2,778 | 3,005 |
| 36 | 4,027 | 1,892 | 2,135 | 1,032 | 517 | 515 | 2,995 | 1,375 | 1,620 |
| 37 | 3,910 | 1,944 | 1,966 | 976 | 530 | 446 | 2,934 | 1,414 | 1,520 |
| 38 | 4,932 | 2,383 | 2,549 | 1,195 | 637 | 558 | 3,737 | 1,746 | 1,991 |
| 39 | 3,028 | 1,462 | 1,566 | 703 | 367 | 336 | 2,325 | 1,095 | 1,230 |
| 35 - 39 | 23,636 | 11,517 | 12,119 | 5,862 | 3,109 | 2,753 | 17,774 | 8,408 | 9,366 |

Table 53.1: Magharibi Distric: Total Population by Age in Single Years, Five Year Age Groups and Sex and Rural-Urban

| Age | Total | | | Rural | | | Urban | | |
|----------------|---------------|--------------|--------------|--------------|--------------|--------------|---------------|--------------|--------------|
| | Both Sexes | Male | Female | Both Sexes | Male | Female | Both Sexes | Male | Female |
| 40 | 8,386 | 4,404 | 3,982 | 1,942 | 1,010 | 932 | 6,444 | 3,394 | 3,050 |
| 41 | 1,746 | 955 | 791 | 365 | 209 | 156 | 1,381 | 746 | 635 |
| 42 | 3,861 | 2,125 | 1,736 | 833 | 446 | 387 | 3,028 | 1,679 | 1,349 |
| 43 | 2,312 | 1,229 | 1,083 | 447 | 228 | 219 | 1,865 | 1,001 | 864 |
| 44 | 1,748 | 924 | 824 | 389 | 209 | 180 | 1,359 | 715 | 644 |
| 40 - 44 | 18,053 | 9,637 | 8,416 | 3,976 | 2,102 | 1,874 | 14,077 | 7,535 | 6,542 |
| 45 | 4,781 | 2,730 | 2,051 | 1,110 | 613 | 497 | 3,671 | 2,117 | 1,554 |
| 46 | 1,837 | 975 | 862 | 402 | 213 | 189 | 1,435 | 762 | 673 |
| 47 | 1,897 | 1,009 | 888 | 404 | 206 | 198 | 1,493 | 803 | 690 |
| 48 | 2,938 | 1,562 | 1,376 | 710 | 385 | 325 | 2,228 | 1,177 | 1,051 |
| 49 | 2,261 | 888 | 1,373 | 728 | 209 | 519 | 1,533 | 679 | 854 |
| 45 - 49 | 13,714 | 7,164 | 6,550 | 3,354 | 1,626 | 1,728 | 10,360 | 5,538 | 4,822 |
| 50 | 4,268 | 2,271 | 1,997 | 1,042 | 512 | 530 | 3,226 | 1,759 | 1,467 |
| 51 | 936 | 532 | 404 | 230 | 108 | 122 | 706 | 424 | 282 |
| 52 | 1,797 | 1,087 | 710 | 412 | 241 | 171 | 1,385 | 846 | 539 |
| 53 | 1,111 | 681 | 430 | 272 | 178 | 94 | 839 | 503 | 336 |
| 54 | 997 | 571 | 426 | 244 | 134 | 110 | 753 | 437 | 316 |
| 50 - 54 | 9,109 | 5,142 | 3,967 | 2,200 | 1,173 | 1,027 | 6,909 | 3,969 | 2,940 |
| 55 | 1,889 | 1,084 | 805 | 500 | 266 | 234 | 1,389 | 818 | 571 |
| 56 | 872 | 534 | 338 | 212 | 131 | 81 | 660 | 403 | 257 |
| 57 | 760 | 472 | 288 | 186 | 124 | 62 | 574 | 348 | 226 |
| 58 | 817 | 444 | 373 | 200 | 111 | 89 | 617 | 333 | 284 |
| 59 | 417 | 241 | 176 | 116 | 70 | 46 | 301 | 171 | 130 |
| 55 - 59 | 4,755 | 2,775 | 1,980 | 1,214 | 702 | 512 | 3,541 | 2,073 | 1,468 |
| 60 | 2,339 | 1,144 | 1,195 | 688 | 341 | 347 | 1,651 | 803 | 848 |
| 61 | 268 | 157 | 111 | 79 | 49 | 30 | 189 | 108 | 81 |
| 62 | 642 | 365 | 277 | 153 | 78 | 75 | 489 | 287 | 202 |
| 63 | 425 | 255 | 170 | 106 | 63 | 43 | 319 | 192 | 127 |
| 64 | 309 | 203 | 106 | 78 | 52 | 26 | 231 | 151 | 80 |
| 60 - 64 | 3,983 | 2,124 | 1,859 | 1,104 | 583 | 521 | 2,879 | 1,541 | 1,338 |
| 65 | 994 | 485 | 509 | 302 | 161 | 141 | 692 | 324 | 368 |
| 66 | 212 | 120 | 92 | 51 | 35 | 16 | 161 | 85 | 76 |
| 67 | 253 | 139 | 114 | 70 | 44 | 26 | 183 | 95 | 88 |
| 68 | 291 | 139 | 152 | 86 | 44 | 42 | 205 | 95 | 110 |
| 69 | 157 | 93 | 64 | 68 | 42 | 26 | 89 | 51 | 38 |
| 65 - 69 | 1,907 | 976 | 931 | 577 | 326 | 251 | 1,330 | 650 | 680 |
| 70 | 1,315 | 550 | 765 | 439 | 200 | 239 | 876 | 350 | 526 |
| 71 | 101 | 50 | 51 | 27 | 13 | 14 | 74 | 37 | 37 |
| 72 | 216 | 107 | 109 | 77 | 45 | 32 | 139 | 62 | 77 |
| 73 | 106 | 65 | 41 | 39 | 29 | 10 | 67 | 36 | 31 |
| 74 | 87 | 59 | 28 | 34 | 27 | 7 | 53 | 32 | 21 |
| 70 - 74 | 1,825 | 831 | 994 | 616 | 314 | 302 | 1,209 | 517 | 692 |
| 75 | 388 | 152 | 236 | 122 | 61 | 61 | 266 | 91 | 175 |
| 76 | 95 | 48 | 47 | 23 | 15 | 8 | 72 | 33 | 39 |
| 77 | 64 | 33 | 31 | 18 | 12 | 6 | 46 | 21 | 25 |
| 78 | 115 | 53 | 62 | 39 | 21 | 18 | 76 | 32 | 44 |
| 79 | 38 | 17 | 21 | 10 | 5 | 5 | 28 | 12 | 16 |
| 75 - 79 | 700 | 303 | 397 | 212 | 114 | 98 | 488 | 189 | 299 |
| 80+ | 1,238 | 477 | 761 | 442 | 185 | 257 | 796 | 292 | 504 |

Table 53.2: Mjini District: Total Population by Age in Single Years, Five Year Age Groups and Sex and Rural-Urban

| Age | Total | | | Rural | | | Urban | | |
|----------------|----------------|----------------|----------------|------------|----------|----------|----------------|----------------|----------------|
| | Both Sexes | Male | Female | Both Sexes | Male | Female | Both Sexes | Male | Female |
| Total | 223,033 | 106,611 | 116,422 | 0 | 0 | 0 | 223,033 | 106,611 | 116,422 |
| 0 | 5,984 | 2,952 | 3,032 | 0 | 0 | 0 | 5,984 | 2,952 | 3,032 |
| 1 | 4,768 | 2,398 | 2,370 | 0 | 0 | 0 | 4,768 | 2,398 | 2,370 |
| 2 | 5,322 | 2,630 | 2,692 | 0 | 0 | 0 | 5,322 | 2,630 | 2,692 |
| 3 | 5,671 | 2,851 | 2,820 | 0 | 0 | 0 | 5,671 | 2,851 | 2,820 |
| 4 | 6,175 | 2,999 | 3,176 | 0 | 0 | 0 | 6,175 | 2,999 | 3,176 |
| 0 - 4 | 27,920 | 13,830 | 14,090 | 0 | 0 | 0 | 27,920 | 13,830 | 14,090 |
| 5 | 5,428 | 2,694 | 2,734 | 0 | 0 | 0 | 5,428 | 2,694 | 2,734 |
| 6 | 5,365 | 2,660 | 2,705 | 0 | 0 | 0 | 5,365 | 2,660 | 2,705 |
| 7 | 5,264 | 2,527 | 2,737 | 0 | 0 | 0 | 5,264 | 2,527 | 2,737 |
| 8 | 4,979 | 2,384 | 2,595 | 0 | 0 | 0 | 4,979 | 2,384 | 2,595 |
| 9 | 4,542 | 2,152 | 2,390 | 0 | 0 | 0 | 4,542 | 2,152 | 2,390 |
| 5 - 9 | 25,578 | 12,417 | 13,161 | 0 | 0 | 0 | 25,578 | 12,417 | 13,161 |
| 10 | 5,052 | 2,479 | 2,573 | 0 | 0 | 0 | 5,052 | 2,479 | 2,573 |
| 11 | 4,223 | 2,057 | 2,166 | 0 | 0 | 0 | 4,223 | 2,057 | 2,166 |
| 12 | 5,985 | 3,018 | 2,967 | 0 | 0 | 0 | 5,985 | 3,018 | 2,967 |
| 13 | 5,335 | 2,598 | 2,737 | 0 | 0 | 0 | 5,335 | 2,598 | 2,737 |
| 14 | 4,861 | 2,324 | 2,537 | 0 | 0 | 0 | 4,861 | 2,324 | 2,537 |
| 10 - 14 | 25,456 | 12,476 | 12,980 | 0 | 0 | 0 | 25,456 | 12,476 | 12,980 |
| 15 | 4,635 | 2,264 | 2,371 | 0 | 0 | 0 | 4,635 | 2,264 | 2,371 |
| 16 | 4,884 | 2,269 | 2,615 | 0 | 0 | 0 | 4,884 | 2,269 | 2,615 |
| 17 | 4,888 | 2,196 | 2,692 | 0 | 0 | 0 | 4,888 | 2,196 | 2,692 |
| 18 | 5,917 | 2,787 | 3,130 | 0 | 0 | 0 | 5,917 | 2,787 | 3,130 |
| 19 | 4,723 | 2,075 | 2,648 | 0 | 0 | 0 | 4,723 | 2,075 | 2,648 |
| 15 - 19 | 25,047 | 11,591 | 13,456 | 0 | 0 | 0 | 25,047 | 11,591 | 13,456 |
| 20 | 6,766 | 3,193 | 3,573 | 0 | 0 | 0 | 6,766 | 3,193 | 3,573 |
| 21 | 3,833 | 1,617 | 2,216 | 0 | 0 | 0 | 3,833 | 1,617 | 2,216 |
| 22 | 6,114 | 2,841 | 3,273 | 0 | 0 | 0 | 6,114 | 2,841 | 3,273 |
| 23 | 4,531 | 2,032 | 2,499 | 0 | 0 | 0 | 4,531 | 2,032 | 2,499 |
| 24 | 4,570 | 2,122 | 2,448 | 0 | 0 | 0 | 4,570 | 2,122 | 2,448 |
| 20 - 24 | 25,814 | 11,805 | 14,009 | 0 | 0 | 0 | 25,814 | 11,805 | 14,009 |
| 25 | 5,316 | 2,686 | 2,630 | 0 | 0 | 0 | 5,316 | 2,686 | 2,630 |
| 26 | 4,062 | 1,954 | 2,108 | 0 | 0 | 0 | 4,062 | 1,954 | 2,108 |
| 27 | 3,788 | 1,836 | 1,952 | 0 | 0 | 0 | 3,788 | 1,836 | 1,952 |
| 28 | 4,745 | 2,258 | 2,487 | 0 | 0 | 0 | 4,745 | 2,258 | 2,487 |
| 29 | 2,869 | 1,355 | 1,514 | 0 | 0 | 0 | 2,869 | 1,355 | 1,514 |
| 25 - 29 | 20,780 | 10,089 | 10,691 | 0 | 0 | 0 | 20,780 | 10,089 | 10,691 |
| 30 | 5,821 | 2,702 | 3,119 | 0 | 0 | 0 | 5,821 | 2,702 | 3,119 |
| 31 | 1,902 | 945 | 957 | 0 | 0 | 0 | 1,902 | 945 | 957 |
| 32 | 3,785 | 1,927 | 1,858 | 0 | 0 | 0 | 3,785 | 1,927 | 1,858 |
| 33 | 2,415 | 1,130 | 1,285 | 0 | 0 | 0 | 2,415 | 1,130 | 1,285 |
| 34 | 2,213 | 1,064 | 1,149 | 0 | 0 | 0 | 2,213 | 1,064 | 1,149 |
| 30 - 34 | 16,136 | 7,768 | 8,368 | 0 | 0 | 0 | 16,136 | 7,768 | 8,368 |
| 35 | 4,109 | 2,120 | 1,989 | 0 | 0 | 0 | 4,109 | 2,120 | 1,989 |
| 36 | 2,391 | 1,121 | 1,270 | 0 | 0 | 0 | 2,391 | 1,121 | 1,270 |
| 37 | 2,153 | 973 | 1,180 | 0 | 0 | 0 | 2,153 | 973 | 1,180 |
| 38 | 2,681 | 1,223 | 1,458 | 0 | 0 | 0 | 2,681 | 1,223 | 1,458 |
| 39 | 1,662 | 699 | 963 | 0 | 0 | 0 | 1,662 | 699 | 963 |
| 35 - 39 | 12,996 | 6,136 | 6,860 | 0 | 0 | 0 | 12,996 | 6,136 | 6,860 |

Table 53.2: Mjini District: Total Population by Age in Single Years, Five Year Age Groups and Sex and Rural-Urban

| Age | Total | | | Rural | | | Urban | | |
|----------------|---------------|--------------|--------------|------------|----------|----------|---------------|--------------|--------------|
| | Both Sexes | Male | Female | Both Sexes | Male | Female | Both Sexes | Male | Female |
| 40 | 4,456 | 2,020 | 2,436 | 0 | 0 | 0 | 4,456 | 2,020 | 2,436 |
| 41 | 1,068 | 487 | 581 | 0 | 0 | 0 | 1,068 | 487 | 581 |
| 42 | 2,263 | 1,098 | 1,165 | 0 | 0 | 0 | 2,263 | 1,098 | 1,165 |
| 43 | 1,439 | 692 | 747 | 0 | 0 | 0 | 1,439 | 692 | 747 |
| 44 | 1,117 | 498 | 619 | 0 | 0 | 0 | 1,117 | 498 | 619 |
| 40 - 44 | 10,343 | 4,795 | 5,548 | 0 | 0 | 0 | 10,343 | 4,795 | 5,548 |
| 45 | 2,782 | 1,257 | 1,525 | 0 | 0 | 0 | 2,782 | 1,257 | 1,525 |
| 46 | 1,330 | 635 | 695 | 0 | 0 | 0 | 1,330 | 635 | 695 |
| 47 | 1,268 | 516 | 752 | 0 | 0 | 0 | 1,268 | 516 | 752 |
| 48 | 2,137 | 909 | 1,228 | 0 | 0 | 0 | 2,137 | 909 | 1,228 |
| 49 | 1,983 | 464 | 1,519 | 0 | 0 | 0 | 1,983 | 464 | 1,519 |
| 45 - 49 | 9,500 | 3,781 | 5,719 | 0 | 0 | 0 | 9,500 | 3,781 | 5,719 |
| 50 | 2,939 | 1,320 | 1,619 | 0 | 0 | 0 | 2,939 | 1,320 | 1,619 |
| 51 | 737 | 399 | 338 | 0 | 0 | 0 | 737 | 399 | 338 |
| 52 | 1,459 | 736 | 723 | 0 | 0 | 0 | 1,459 | 736 | 723 |
| 53 | 965 | 502 | 463 | 0 | 0 | 0 | 965 | 502 | 463 |
| 54 | 854 | 478 | 376 | 0 | 0 | 0 | 854 | 478 | 376 |
| 50 - 54 | 6,954 | 3,435 | 3,519 | 0 | 0 | 0 | 6,954 | 3,435 | 3,519 |
| 55 | 1,816 | 900 | 916 | 0 | 0 | 0 | 1,816 | 900 | 916 |
| 56 | 846 | 469 | 377 | 0 | 0 | 0 | 846 | 469 | 377 |
| 57 | 815 | 480 | 335 | 0 | 0 | 0 | 815 | 480 | 335 |
| 58 | 885 | 459 | 426 | 0 | 0 | 0 | 885 | 459 | 426 |
| 59 | 556 | 291 | 265 | 0 | 0 | 0 | 556 | 291 | 265 |
| 55 - 59 | 4,918 | 2,599 | 2,319 | 0 | 0 | 0 | 4,918 | 2,599 | 2,319 |
| 60 | 2,385 | 1,160 | 1,225 | 0 | 0 | 0 | 2,385 | 1,160 | 1,225 |
| 61 | 370 | 221 | 149 | 0 | 0 | 0 | 370 | 221 | 149 |
| 62 | 761 | 448 | 313 | 0 | 0 | 0 | 761 | 448 | 313 |
| 63 | 552 | 334 | 218 | 0 | 0 | 0 | 552 | 334 | 218 |
| 64 | 440 | 278 | 162 | 0 | 0 | 0 | 440 | 278 | 162 |
| 60 - 64 | 4,508 | 2,441 | 2,067 | 0 | 0 | 0 | 4,508 | 2,441 | 2,067 |
| 65 | 1,208 | 614 | 594 | 0 | 0 | 0 | 1,208 | 614 | 594 |
| 66 | 307 | 192 | 115 | 0 | 0 | 0 | 307 | 192 | 115 |
| 67 | 393 | 242 | 151 | 0 | 0 | 0 | 393 | 242 | 151 |
| 68 | 383 | 203 | 180 | 0 | 0 | 0 | 383 | 203 | 180 |
| 69 | 193 | 116 | 77 | 0 | 0 | 0 | 193 | 116 | 77 |
| 65 - 69 | 2,484 | 1,367 | 1,117 | 0 | 0 | 0 | 2,484 | 1,367 | 1,117 |
| 70 | 1,461 | 626 | 835 | 0 | 0 | 0 | 1,461 | 626 | 835 |
| 71 | 120 | 86 | 34 | 0 | 0 | 0 | 120 | 86 | 34 |
| 72 | 338 | 195 | 143 | 0 | 0 | 0 | 338 | 195 | 143 |
| 73 | 152 | 79 | 73 | 0 | 0 | 0 | 152 | 79 | 73 |
| 74 | 109 | 58 | 51 | 0 | 0 | 0 | 109 | 58 | 51 |
| 70 - 74 | 2,180 | 1,044 | 1,136 | 0 | 0 | 0 | 2,180 | 1,044 | 1,136 |
| 75 | 494 | 242 | 252 | 0 | 0 | 0 | 494 | 242 | 252 |
| 76 | 134 | 70 | 64 | 0 | 0 | 0 | 134 | 70 | 64 |
| 77 | 106 | 55 | 51 | 0 | 0 | 0 | 106 | 55 | 51 |
| 78 | 142 | 74 | 68 | 0 | 0 | 0 | 142 | 74 | 68 |
| 79 | 65 | 35 | 30 | 0 | 0 | 0 | 65 | 35 | 30 |
| 75 - 79 | 941 | 476 | 465 | 0 | 0 | 0 | 941 | 476 | 465 |
| 80+ | 1,478 | 561 | 917 | 0 | 0 | 0 | 1,478 | 561 | 917 |

Table 54.0: Kaskazini Pemba Region: Total Population by Age in Single Years, Five Year Age Groups and Sex and Rural-Urban

| Age | Total | | | Rural | | | Urban | | |
|----------------|----------------|----------------|----------------|----------------|---------------|---------------|---------------|---------------|---------------|
| | Both Sexes | Male | Female | Both Sexes | Male | Female | Both Sexes | Male | Female |
| Total | 211,732 | 103,222 | 108,510 | 172,409 | 84,489 | 87,920 | 39,323 | 18,733 | 20,590 |
| 0 | 7,404 | 3,783 | 3,621 | 6,070 | 3,154 | 2,916 | 1,334 | 629 | 705 |
| 1 | 6,383 | 3,240 | 3,143 | 5,278 | 2,676 | 2,602 | 1,105 | 564 | 541 |
| 2 | 7,564 | 3,829 | 3,735 | 6,361 | 3,231 | 3,130 | 1,203 | 598 | 605 |
| 3 | 8,103 | 4,038 | 4,065 | 6,824 | 3,399 | 3,425 | 1,279 | 639 | 640 |
| 4 | 7,863 | 4,011 | 3,852 | 6,477 | 3,293 | 3,184 | 1,386 | 718 | 668 |
| 0 - 4 | 37,317 | 18,901 | 18,416 | 31,010 | 15,753 | 15,257 | 6,307 | 3,148 | 3,159 |
| 5 | 7,342 | 3,790 | 3,552 | 6,221 | 3,200 | 3,021 | 1,121 | 590 | 531 |
| 6 | 7,043 | 3,524 | 3,519 | 5,840 | 2,948 | 2,892 | 1,203 | 576 | 627 |
| 7 | 7,318 | 3,801 | 3,517 | 6,073 | 3,118 | 2,955 | 1,245 | 683 | 562 |
| 8 | 6,692 | 3,481 | 3,211 | 5,587 | 2,957 | 2,630 | 1,105 | 524 | 581 |
| 9 | 5,607 | 2,856 | 2,751 | 4,611 | 2,409 | 2,202 | 996 | 447 | 549 |
| 5 - 9 | 34,002 | 17,452 | 16,550 | 28,332 | 14,632 | 13,700 | 5,670 | 2,820 | 2,850 |
| 10 | 7,195 | 3,655 | 3,540 | 6,005 | 3,080 | 2,925 | 1,190 | 575 | 615 |
| 11 | 4,461 | 2,241 | 2,220 | 3,497 | 1,801 | 1,696 | 964 | 440 | 524 |
| 12 | 7,023 | 3,694 | 3,329 | 5,781 | 3,054 | 2,727 | 1,242 | 640 | 602 |
| 13 | 5,833 | 2,931 | 2,902 | 4,653 | 2,375 | 2,278 | 1,180 | 556 | 624 |
| 14 | 5,324 | 2,633 | 2,691 | 4,319 | 2,163 | 2,156 | 1,005 | 470 | 535 |
| 10 - 14 | 29,836 | 15,154 | 14,682 | 24,255 | 12,473 | 11,782 | 5,581 | 2,681 | 2,900 |
| 15 | 5,370 | 2,841 | 2,529 | 4,379 | 2,289 | 2,090 | 991 | 552 | 439 |
| 16 | 4,846 | 2,321 | 2,525 | 3,873 | 1,866 | 2,007 | 973 | 455 | 518 |
| 17 | 4,412 | 2,171 | 2,241 | 3,503 | 1,748 | 1,755 | 909 | 423 | 486 |
| 18 | 5,852 | 2,808 | 3,044 | 4,759 | 2,302 | 2,457 | 1,093 | 506 | 587 |
| 19 | 3,603 | 1,590 | 2,013 | 2,896 | 1,274 | 1,622 | 707 | 316 | 391 |
| 15 - 19 | 24,083 | 11,731 | 12,352 | 19,410 | 9,479 | 9,931 | 4,673 | 2,252 | 2,421 |
| 20 | 5,764 | 2,542 | 3,222 | 4,757 | 2,094 | 2,663 | 1,007 | 448 | 559 |
| 21 | 2,233 | 1,012 | 1,221 | 1,733 | 798 | 935 | 500 | 214 | 286 |
| 22 | 3,744 | 1,666 | 2,078 | 2,969 | 1,321 | 1,648 | 775 | 345 | 430 |
| 23 | 2,421 | 1,078 | 1,343 | 1,876 | 841 | 1,035 | 545 | 237 | 308 |
| 24 | 2,223 | 1,044 | 1,179 | 1,671 | 789 | 882 | 552 | 255 | 297 |
| 20 - 24 | 16,385 | 7,342 | 9,043 | 13,006 | 5,843 | 7,163 | 3,379 | 1,499 | 1,880 |
| 25 | 4,184 | 1,861 | 2,323 | 3,446 | 1,527 | 1,919 | 738 | 334 | 404 |
| 26 | 2,006 | 910 | 1,096 | 1,551 | 735 | 816 | 455 | 175 | 280 |
| 27 | 2,131 | 954 | 1,177 | 1,633 | 721 | 912 | 498 | 233 | 265 |
| 28 | 2,491 | 1,171 | 1,320 | 1,967 | 924 | 1,043 | 524 | 247 | 277 |
| 29 | 1,428 | 659 | 769 | 1,107 | 497 | 610 | 321 | 162 | 159 |
| 25 - 29 | 12,240 | 5,555 | 6,685 | 9,704 | 4,404 | 5,300 | 2,536 | 1,151 | 1,385 |
| 30 | 4,638 | 1,947 | 2,691 | 3,853 | 1,599 | 2,254 | 785 | 348 | 437 |
| 31 | 1,059 | 512 | 547 | 800 | 377 | 423 | 259 | 135 | 124 |
| 32 | 2,084 | 1,065 | 1,019 | 1,569 | 787 | 782 | 515 | 278 | 237 |
| 33 | 1,195 | 550 | 645 | 881 | 420 | 461 | 314 | 130 | 184 |
| 34 | 1,142 | 535 | 607 | 890 | 424 | 466 | 252 | 111 | 141 |
| 30 - 34 | 10,118 | 4,609 | 5,509 | 7,993 | 3,607 | 4,386 | 2,125 | 1,002 | 1,123 |
| 35 | 3,814 | 1,591 | 2,223 | 3,191 | 1,317 | 1,874 | 623 | 274 | 349 |
| 36 | 1,381 | 629 | 752 | 1,095 | 489 | 606 | 286 | 140 | 146 |
| 37 | 1,480 | 651 | 829 | 1,155 | 514 | 641 | 325 | 137 | 188 |
| 38 | 1,885 | 770 | 1,115 | 1,482 | 621 | 861 | 403 | 149 | 254 |
| 39 | 1,089 | 473 | 616 | 865 | 379 | 486 | 224 | 94 | 130 |
| 35 - 39 | 9,649 | 4,114 | 5,535 | 7,788 | 3,320 | 4,468 | 1,861 | 794 | 1,067 |

Table 54.0: Kaskazini Pemba Region: Total Population by Age in Single Years, Five Year Age Groups and Sex and Rural-Urban

| Age | Total | | | Rural | | | Urban | | |
|----------------|--------------|--------------|--------------|--------------|--------------|--------------|--------------|------------|--------------|
| | Both Sexes | Male | Female | Both Sexes | Male | Female | Both Sexes | Male | Female |
| 40 | 4,506 | 1,767 | 2,739 | 3,786 | 1,485 | 2,301 | 720 | 282 | 438 |
| 41 | 764 | 365 | 399 | 602 | 291 | 311 | 162 | 74 | 88 |
| 42 | 1,507 | 653 | 854 | 1,156 | 514 | 642 | 351 | 139 | 212 |
| 43 | 922 | 433 | 489 | 706 | 339 | 367 | 216 | 94 | 122 |
| 44 | 627 | 288 | 339 | 458 | 210 | 248 | 169 | 78 | 91 |
| 40 - 44 | 8,326 | 3,506 | 4,820 | 6,708 | 2,839 | 3,869 | 1,618 | 667 | 951 |
| 45 | 3,090 | 1,379 | 1,711 | 2,585 | 1,168 | 1,417 | 505 | 211 | 294 |
| 46 | 965 | 446 | 519 | 753 | 346 | 407 | 212 | 100 | 112 |
| 47 | 1,082 | 563 | 519 | 854 | 451 | 403 | 228 | 112 | 116 |
| 48 | 1,666 | 807 | 859 | 1,270 | 611 | 659 | 396 | 196 | 200 |
| 49 | 2,134 | 458 | 1,676 | 1,510 | 330 | 1,180 | 624 | 128 | 496 |
| 45 - 49 | 8,937 | 3,653 | 5,284 | 6,972 | 2,906 | 4,066 | 1,965 | 747 | 1,218 |
| 50 | 3,529 | 1,614 | 1,915 | 2,933 | 1,323 | 1,610 | 596 | 291 | 305 |
| 51 | 705 | 366 | 339 | 551 | 284 | 267 | 154 | 82 | 72 |
| 52 | 1,083 | 608 | 475 | 857 | 468 | 389 | 226 | 140 | 86 |
| 53 | 594 | 308 | 286 | 461 | 240 | 221 | 133 | 68 | 65 |
| 54 | 722 | 456 | 266 | 558 | 349 | 209 | 164 | 107 | 57 |
| 50 - 54 | 6,633 | 3,352 | 3,281 | 5,360 | 2,664 | 2,696 | 1,273 | 688 | 585 |
| 55 | 1,674 | 935 | 739 | 1,418 | 792 | 626 | 256 | 143 | 113 |
| 56 | 649 | 376 | 273 | 534 | 309 | 225 | 115 | 67 | 48 |
| 57 | 544 | 349 | 195 | 436 | 267 | 169 | 108 | 82 | 26 |
| 58 | 556 | 307 | 249 | 443 | 247 | 196 | 113 | 60 | 53 |
| 59 | 300 | 169 | 131 | 233 | 131 | 102 | 67 | 38 | 29 |
| 55 - 59 | 3,723 | 2,136 | 1,587 | 3,064 | 1,746 | 1,318 | 659 | 390 | 269 |
| 60 | 2,312 | 1,210 | 1,102 | 1,911 | 1,001 | 910 | 401 | 209 | 192 |
| 61 | 385 | 214 | 171 | 315 | 168 | 147 | 70 | 46 | 24 |
| 62 | 586 | 339 | 247 | 498 | 280 | 218 | 88 | 59 | 29 |
| 63 | 363 | 227 | 136 | 286 | 179 | 107 | 77 | 48 | 29 |
| 64 | 213 | 135 | 78 | 176 | 113 | 63 | 37 | 22 | 15 |
| 60 - 64 | 3,859 | 2,125 | 1,734 | 3,186 | 1,741 | 1,445 | 673 | 384 | 289 |
| 65 | 1,069 | 573 | 496 | 901 | 502 | 399 | 168 | 71 | 97 |
| 66 | 166 | 99 | 67 | 142 | 86 | 56 | 24 | 13 | 11 |
| 67 | 298 | 180 | 118 | 259 | 151 | 108 | 39 | 29 | 10 |
| 68 | 318 | 161 | 157 | 278 | 131 | 147 | 40 | 30 | 10 |
| 69 | 178 | 80 | 98 | 146 | 69 | 77 | 32 | 11 | 21 |
| 65 - 69 | 2,029 | 1,093 | 936 | 1,726 | 939 | 787 | 303 | 154 | 149 |
| 70 | 1,509 | 813 | 696 | 1,287 | 711 | 576 | 222 | 102 | 120 |
| 71 | 176 | 86 | 90 | 146 | 70 | 76 | 30 | 16 | 14 |
| 72 | 280 | 142 | 138 | 214 | 100 | 114 | 66 | 42 | 24 |
| 73 | 138 | 76 | 62 | 120 | 70 | 50 | 18 | 6 | 12 |
| 74 | 71 | 48 | 23 | 48 | 35 | 13 | 23 | 13 | 10 |
| 70 - 74 | 2,174 | 1,165 | 1,009 | 1,815 | 986 | 829 | 359 | 179 | 180 |
| 75 | 509 | 317 | 192 | 435 | 271 | 164 | 74 | 46 | 28 |
| 76 | 132 | 71 | 61 | 119 | 66 | 53 | 13 | 5 | 8 |
| 77 | 59 | 32 | 27 | 48 | 28 | 20 | 11 | 4 | 7 |
| 78 | 142 | 74 | 68 | 119 | 65 | 54 | 23 | 9 | 14 |
| 79 | 73 | 40 | 33 | 61 | 36 | 25 | 12 | 4 | 8 |
| 75 - 79 | 915 | 534 | 381 | 782 | 466 | 316 | 133 | 68 | 65 |
| 80+ | 1,506 | 800 | 706 | 1,298 | 691 | 607 | 208 | 109 | 99 |

Table 54.1: Wete District: Total Population by Age in Single Years, Five Year Age Groups and Sex and Rural-Urban

| Age | Total | | | Rural | | | Urban | | |
|----------------|----------------|---------------|---------------|---------------|---------------|---------------|---------------|---------------|---------------|
| | Both Sexes | Male | Female | Both Sexes | Male | Female | Both Sexes | Male | Female |
| Total | 107,916 | 52,348 | 55,568 | 76,044 | 37,242 | 38,802 | 31,872 | 15,106 | 16,766 |
| 0 | 3,852 | 1,965 | 1,887 | 2,789 | 1,483 | 1,306 | 1,063 | 482 | 581 |
| 1 | 3,188 | 1,615 | 1,573 | 2,307 | 1,171 | 1,136 | 881 | 444 | 437 |
| 2 | 3,858 | 1,949 | 1,909 | 2,917 | 1,482 | 1,435 | 941 | 467 | 474 |
| 3 | 3,874 | 1,953 | 1,921 | 2,877 | 1,467 | 1,410 | 997 | 486 | 511 |
| 4 | 3,881 | 1,976 | 1,905 | 2,751 | 1,397 | 1,354 | 1,130 | 579 | 551 |
| 0 - 4 | 18,653 | 9,458 | 9,195 | 13,641 | 7,000 | 6,641 | 5,012 | 2,458 | 2,554 |
| 5 | 3,571 | 1,831 | 1,740 | 2,657 | 1,368 | 1,289 | 914 | 463 | 451 |
| 6 | 3,478 | 1,680 | 1,798 | 2,482 | 1,214 | 1,268 | 996 | 466 | 530 |
| 7 | 3,556 | 1,821 | 1,735 | 2,576 | 1,287 | 1,289 | 980 | 534 | 446 |
| 8 | 3,279 | 1,685 | 1,594 | 2,395 | 1,266 | 1,129 | 884 | 419 | 465 |
| 9 | 2,777 | 1,426 | 1,351 | 1,960 | 1,057 | 903 | 817 | 369 | 448 |
| 5 - 9 | 16,661 | 8,443 | 8,218 | 12,070 | 6,192 | 5,878 | 4,591 | 2,251 | 2,340 |
| 10 | 3,400 | 1,718 | 1,682 | 2,467 | 1,269 | 1,198 | 933 | 449 | 484 |
| 11 | 2,315 | 1,159 | 1,156 | 1,549 | 805 | 744 | 766 | 354 | 412 |
| 12 | 3,517 | 1,828 | 1,689 | 2,514 | 1,319 | 1,195 | 1,003 | 509 | 494 |
| 13 | 3,045 | 1,529 | 1,516 | 2,080 | 1,077 | 1,003 | 965 | 452 | 513 |
| 14 | 2,692 | 1,324 | 1,368 | 1,878 | 938 | 940 | 814 | 386 | 428 |
| 10 - 14 | 14,969 | 7,558 | 7,411 | 10,488 | 5,408 | 5,080 | 4,481 | 2,150 | 2,331 |
| 15 | 2,623 | 1,423 | 1,200 | 1,828 | 981 | 847 | 795 | 442 | 353 |
| 16 | 2,489 | 1,198 | 1,291 | 1,715 | 840 | 875 | 774 | 358 | 416 |
| 17 | 2,345 | 1,150 | 1,195 | 1,587 | 798 | 789 | 758 | 352 | 406 |
| 18 | 2,971 | 1,415 | 1,556 | 2,106 | 1,021 | 1,085 | 865 | 394 | 471 |
| 19 | 1,831 | 815 | 1,016 | 1,252 | 551 | 701 | 579 | 264 | 315 |
| 15 - 19 | 12,259 | 6,001 | 6,258 | 8,488 | 4,191 | 4,297 | 3,771 | 1,810 | 1,961 |
| 20 | 2,870 | 1,274 | 1,596 | 2,102 | 921 | 1,181 | 768 | 353 | 415 |
| 21 | 1,177 | 541 | 636 | 778 | 364 | 414 | 399 | 177 | 222 |
| 22 | 1,938 | 854 | 1,084 | 1,332 | 577 | 755 | 606 | 277 | 329 |
| 23 | 1,285 | 577 | 708 | 842 | 382 | 460 | 443 | 195 | 248 |
| 24 | 1,237 | 582 | 655 | 776 | 369 | 407 | 461 | 213 | 248 |
| 20 - 24 | 8,507 | 3,828 | 4,679 | 5,830 | 2,613 | 3,217 | 2,677 | 1,215 | 1,462 |
| 25 | 2,071 | 931 | 1,140 | 1,456 | 656 | 800 | 615 | 275 | 340 |
| 26 | 1,015 | 443 | 572 | 643 | 304 | 339 | 372 | 139 | 233 |
| 27 | 1,113 | 485 | 628 | 706 | 302 | 404 | 407 | 183 | 224 |
| 28 | 1,271 | 616 | 655 | 842 | 413 | 429 | 429 | 203 | 226 |
| 29 | 655 | 308 | 347 | 392 | 180 | 212 | 263 | 128 | 135 |
| 25 - 29 | 6,125 | 2,783 | 3,342 | 4,039 | 1,855 | 2,184 | 2,086 | 928 | 1,158 |
| 30 | 2,401 | 1,067 | 1,334 | 1,743 | 777 | 966 | 658 | 290 | 368 |
| 31 | 501 | 265 | 236 | 283 | 152 | 131 | 218 | 113 | 105 |
| 32 | 1,103 | 587 | 516 | 668 | 350 | 318 | 435 | 237 | 198 |
| 33 | 647 | 311 | 336 | 383 | 199 | 184 | 264 | 112 | 152 |
| 34 | 619 | 306 | 313 | 409 | 212 | 197 | 210 | 94 | 116 |
| 30 - 34 | 5,271 | 2,536 | 2,735 | 3,486 | 1,690 | 1,796 | 1,785 | 846 | 939 |
| 35 | 1,789 | 744 | 1,045 | 1,287 | 522 | 765 | 502 | 222 | 280 |
| 36 | 680 | 311 | 369 | 442 | 197 | 245 | 238 | 114 | 124 |
| 37 | 750 | 331 | 419 | 489 | 217 | 272 | 261 | 114 | 147 |
| 38 | 1,009 | 408 | 601 | 679 | 282 | 397 | 330 | 126 | 204 |
| 39 | 520 | 229 | 291 | 336 | 149 | 187 | 184 | 80 | 104 |
| 35 - 39 | 4,748 | 2,023 | 2,725 | 3,233 | 1,367 | 1,866 | 1,515 | 656 | 859 |

Table 54.1: Wete District: Total Population by Age in Single Years, Five Year Age Groups and Sex and Rural-Urban

| Age | Total | | | Rural | | | Urban | | |
|----------------|--------------|--------------|--------------|--------------|--------------|--------------|--------------|------------|--------------|
| | Both Sexes | Male | Female | Both Sexes | Male | Female | Both Sexes | Male | Female |
| 40 | 2,357 | 868 | 1,489 | 1,793 | 648 | 1,145 | 564 | 220 | 344 |
| 41 | 362 | 179 | 183 | 224 | 113 | 111 | 138 | 66 | 72 |
| 42 | 817 | 341 | 476 | 529 | 236 | 293 | 288 | 105 | 183 |
| 43 | 523 | 254 | 269 | 341 | 171 | 170 | 182 | 83 | 99 |
| 44 | 359 | 171 | 188 | 213 | 104 | 109 | 146 | 67 | 79 |
| 40 - 44 | 4,418 | 1,813 | 2,605 | 3,100 | 1,272 | 1,828 | 1,318 | 541 | 777 |
| 45 | 1,616 | 681 | 935 | 1,210 | 509 | 701 | 406 | 172 | 234 |
| 46 | 498 | 228 | 270 | 319 | 144 | 175 | 179 | 84 | 95 |
| 47 | 611 | 320 | 291 | 417 | 222 | 195 | 194 | 98 | 96 |
| 48 | 930 | 425 | 505 | 591 | 262 | 329 | 339 | 163 | 176 |
| 49 | 1,236 | 236 | 1,000 | 708 | 130 | 578 | 528 | 106 | 422 |
| 45 - 49 | 4,891 | 1,890 | 3,001 | 3,245 | 1,267 | 1,978 | 1,646 | 623 | 1,023 |
| 50 | 1,949 | 856 | 1,093 | 1,473 | 623 | 850 | 476 | 233 | 243 |
| 51 | 327 | 170 | 157 | 200 | 100 | 100 | 127 | 70 | 57 |
| 52 | 602 | 364 | 238 | 415 | 242 | 173 | 187 | 122 | 65 |
| 53 | 300 | 141 | 159 | 182 | 79 | 103 | 118 | 62 | 56 |
| 54 | 383 | 250 | 133 | 236 | 155 | 81 | 147 | 95 | 52 |
| 50 - 54 | 3,561 | 1,781 | 1,780 | 2,506 | 1,199 | 1,307 | 1,055 | 582 | 473 |
| 55 | 950 | 509 | 441 | 751 | 405 | 346 | 199 | 104 | 95 |
| 56 | 366 | 220 | 146 | 263 | 158 | 105 | 103 | 62 | 41 |
| 57 | 272 | 181 | 91 | 183 | 115 | 68 | 89 | 66 | 23 |
| 58 | 306 | 168 | 138 | 208 | 116 | 92 | 98 | 52 | 46 |
| 59 | 140 | 70 | 70 | 81 | 39 | 42 | 59 | 31 | 28 |
| 55 - 59 | 2,034 | 1,148 | 886 | 1,486 | 833 | 653 | 548 | 315 | 233 |
| 60 | 1,358 | 682 | 676 | 1,042 | 528 | 514 | 316 | 154 | 162 |
| 61 | 168 | 104 | 64 | 113 | 70 | 43 | 55 | 34 | 21 |
| 62 | 310 | 174 | 136 | 236 | 124 | 112 | 74 | 50 | 24 |
| 63 | 177 | 114 | 63 | 113 | 72 | 41 | 64 | 42 | 22 |
| 64 | 118 | 78 | 40 | 87 | 60 | 27 | 31 | 18 | 13 |
| 60 - 64 | 2,131 | 1,152 | 979 | 1,591 | 854 | 737 | 540 | 298 | 242 |
| 65 | 616 | 325 | 291 | 484 | 269 | 215 | 132 | 56 | 76 |
| 66 | 74 | 45 | 29 | 53 | 35 | 18 | 21 | 10 | 11 |
| 67 | 160 | 99 | 61 | 130 | 75 | 55 | 30 | 24 | 6 |
| 68 | 159 | 76 | 83 | 128 | 55 | 73 | 31 | 21 | 10 |
| 69 | 78 | 28 | 50 | 51 | 19 | 32 | 27 | 9 | 18 |
| 65 - 69 | 1,087 | 573 | 514 | 846 | 453 | 393 | 241 | 120 | 121 |
| 70 | 914 | 480 | 434 | 722 | 390 | 332 | 192 | 90 | 102 |
| 71 | 82 | 38 | 44 | 53 | 23 | 30 | 29 | 15 | 14 |
| 72 | 144 | 74 | 70 | 88 | 37 | 51 | 56 | 37 | 19 |
| 73 | 70 | 38 | 32 | 56 | 32 | 24 | 14 | 6 | 8 |
| 74 | 39 | 26 | 13 | 18 | 14 | 4 | 21 | 12 | 9 |
| 70 - 74 | 1,249 | 656 | 593 | 937 | 496 | 441 | 312 | 160 | 152 |
| 75 | 297 | 182 | 115 | 227 | 138 | 89 | 70 | 44 | 26 |
| 76 | 63 | 27 | 36 | 50 | 22 | 28 | 13 | 5 | 8 |
| 77 | 23 | 9 | 14 | 15 | 7 | 8 | 8 | 2 | 6 |
| 78 | 75 | 38 | 37 | 53 | 30 | 23 | 22 | 8 | 14 |
| 79 | 36 | 17 | 19 | 28 | 17 | 11 | 8 | 0 | 8 |
| 75 - 79 | 494 | 273 | 221 | 373 | 214 | 159 | 121 | 59 | 62 |
| 80+ | 858 | 432 | 426 | 685 | 338 | 347 | 173 | 94 | 79 |

Table 54.2: Micheweni District: Total Population by Age in Single Years, Five Year Age Groups and Sex and Rural-Urban

| Age | Total | | | Rural | | | Urban | | |
|----------------|----------------|---------------|---------------|---------------|---------------|---------------|--------------|--------------|--------------|
| | Both Sexes | Male | Female | Both Sexes | Male | Female | Both Sexes | Male | Female |
| Total | 103,816 | 50,874 | 52,942 | 96,365 | 47,247 | 49,118 | 7,451 | 3,627 | 3,824 |
| 0 | 3,552 | 1,818 | 1,734 | 3,281 | 1,671 | 1,610 | 271 | 147 | 124 |
| 1 | 3,195 | 1,625 | 1,570 | 2,971 | 1,505 | 1,466 | 224 | 120 | 104 |
| 2 | 3,706 | 1,880 | 1,826 | 3,444 | 1,749 | 1,695 | 262 | 131 | 131 |
| 3 | 4,229 | 2,085 | 2,144 | 3,947 | 1,932 | 2,015 | 282 | 153 | 129 |
| 4 | 3,982 | 2,035 | 1,947 | 3,726 | 1,896 | 1,830 | 256 | 139 | 117 |
| 0 - 4 | 18,664 | 9,443 | 9,221 | 17,369 | 8,753 | 8,616 | 1,295 | 690 | 605 |
| 5 | 3,771 | 1,959 | 1,812 | 3,564 | 1,832 | 1,732 | 207 | 127 | 80 |
| 6 | 3,565 | 1,844 | 1,721 | 3,358 | 1,734 | 1,624 | 207 | 110 | 97 |
| 7 | 3,762 | 1,980 | 1,782 | 3,497 | 1,831 | 1,666 | 265 | 149 | 116 |
| 8 | 3,413 | 1,796 | 1,617 | 3,192 | 1,691 | 1,501 | 221 | 105 | 116 |
| 9 | 2,830 | 1,430 | 1,400 | 2,651 | 1,352 | 1,299 | 179 | 78 | 101 |
| 5 - 9 | 17,341 | 9,009 | 8,332 | 16,262 | 8,440 | 7,822 | 1,079 | 569 | 510 |
| 10 | 3,795 | 1,937 | 1,858 | 3,538 | 1,811 | 1,727 | 257 | 126 | 131 |
| 11 | 2,146 | 1,082 | 1,064 | 1,948 | 996 | 952 | 198 | 86 | 112 |
| 12 | 3,506 | 1,866 | 1,640 | 3,267 | 1,735 | 1,532 | 239 | 131 | 108 |
| 13 | 2,788 | 1,402 | 1,386 | 2,573 | 1,298 | 1,275 | 215 | 104 | 111 |
| 14 | 2,632 | 1,309 | 1,323 | 2,441 | 1,225 | 1,216 | 191 | 84 | 107 |
| 10 - 14 | 14,867 | 7,596 | 7,271 | 13,767 | 7,065 | 6,702 | 1,100 | 531 | 569 |
| 15 | 2,747 | 1,418 | 1,329 | 2,551 | 1,308 | 1,243 | 196 | 110 | 86 |
| 16 | 2,357 | 1,123 | 1,234 | 2,158 | 1,026 | 1,132 | 199 | 97 | 102 |
| 17 | 2,067 | 1,021 | 1,046 | 1,916 | 950 | 966 | 151 | 71 | 80 |
| 18 | 2,881 | 1,393 | 1,488 | 2,653 | 1,281 | 1,372 | 228 | 112 | 116 |
| 19 | 1,772 | 775 | 997 | 1,644 | 723 | 921 | 128 | 52 | 76 |
| 15 - 19 | 11,824 | 5,730 | 6,094 | 10,922 | 5,288 | 5,634 | 902 | 442 | 460 |
| 20 | 2,894 | 1,268 | 1,626 | 2,655 | 1,173 | 1,482 | 239 | 95 | 144 |
| 21 | 1,056 | 471 | 585 | 955 | 434 | 521 | 101 | 37 | 64 |
| 22 | 1,806 | 812 | 994 | 1,637 | 744 | 893 | 169 | 68 | 101 |
| 23 | 1,136 | 501 | 635 | 1,034 | 459 | 575 | 102 | 42 | 60 |
| 24 | 986 | 462 | 524 | 895 | 420 | 475 | 91 | 42 | 49 |
| 20 - 24 | 7,878 | 3,514 | 4,364 | 7,176 | 3,230 | 3,946 | 702 | 284 | 418 |
| 25 | 2,113 | 930 | 1,183 | 1,990 | 871 | 1,119 | 123 | 59 | 64 |
| 26 | 991 | 467 | 524 | 908 | 431 | 477 | 83 | 36 | 47 |
| 27 | 1,018 | 469 | 549 | 927 | 419 | 508 | 91 | 50 | 41 |
| 28 | 1,220 | 555 | 665 | 1,125 | 511 | 614 | 95 | 44 | 51 |
| 29 | 773 | 351 | 422 | 715 | 317 | 398 | 58 | 34 | 24 |
| 25 - 29 | 6,115 | 2,772 | 3,343 | 5,665 | 2,549 | 3,116 | 450 | 223 | 227 |
| 30 | 2,237 | 880 | 1,357 | 2,110 | 822 | 1,288 | 127 | 58 | 69 |
| 31 | 558 | 247 | 311 | 517 | 225 | 292 | 41 | 22 | 19 |
| 32 | 981 | 478 | 503 | 901 | 437 | 464 | 80 | 41 | 39 |
| 33 | 548 | 239 | 309 | 498 | 221 | 277 | 50 | 18 | 32 |
| 34 | 523 | 229 | 294 | 481 | 212 | 269 | 42 | 17 | 25 |
| 30 - 34 | 4,847 | 2,073 | 2,774 | 4,507 | 1,917 | 2,590 | 340 | 156 | 184 |
| 35 | 2,025 | 847 | 1,178 | 1,904 | 795 | 1,109 | 121 | 52 | 69 |
| 36 | 701 | 318 | 383 | 653 | 292 | 361 | 48 | 26 | 22 |
| 37 | 730 | 320 | 410 | 666 | 297 | 369 | 64 | 23 | 41 |
| 38 | 876 | 362 | 514 | 803 | 339 | 464 | 73 | 23 | 50 |
| 39 | 569 | 244 | 325 | 529 | 230 | 299 | 40 | 14 | 26 |
| 35 - 39 | 4,901 | 2,091 | 2,810 | 4,555 | 1,953 | 2,602 | 346 | 138 | 208 |

Table 54.2: Micheweni District: Total Population by Age in Single Years, Five Year Age Groups and Sex and Rural-Urban

| Age | Total | | | Rural | | | Urban | | |
|----------------|--------------|--------------|--------------|--------------|--------------|--------------|------------|------------|------------|
| | Both Sexes | Male | Female | Both Sexes | Male | Female | Both Sexes | Male | Female |
| 40 | 2,149 | 899 | 1,250 | 1,993 | 837 | 1,156 | 156 | 62 | 94 |
| 41 | 402 | 186 | 216 | 378 | 178 | 200 | 24 | 8 | 16 |
| 42 | 690 | 312 | 378 | 627 | 278 | 349 | 63 | 34 | 29 |
| 43 | 399 | 179 | 220 | 365 | 168 | 197 | 34 | 11 | 23 |
| 44 | 268 | 117 | 151 | 245 | 106 | 139 | 23 | 11 | 12 |
| 40 - 44 | 3,908 | 1,693 | 2,215 | 3,608 | 1,567 | 2,041 | 300 | 126 | 174 |
| 45 | 1,474 | 698 | 776 | 1,375 | 659 | 716 | 99 | 39 | 60 |
| 46 | 467 | 218 | 249 | 434 | 202 | 232 | 33 | 16 | 17 |
| 47 | 471 | 243 | 228 | 437 | 229 | 208 | 34 | 14 | 20 |
| 48 | 736 | 382 | 354 | 679 | 349 | 330 | 57 | 33 | 24 |
| 49 | 898 | 222 | 676 | 802 | 200 | 602 | 96 | 22 | 74 |
| 45 - 49 | 4,046 | 1,763 | 2,283 | 3,727 | 1,639 | 2,088 | 319 | 124 | 195 |
| 50 | 1,580 | 758 | 822 | 1,460 | 700 | 760 | 120 | 58 | 62 |
| 51 | 378 | 196 | 182 | 351 | 184 | 167 | 27 | 12 | 15 |
| 52 | 481 | 244 | 237 | 442 | 226 | 216 | 39 | 18 | 21 |
| 53 | 294 | 167 | 127 | 279 | 161 | 118 | 15 | 6 | 9 |
| 54 | 339 | 206 | 133 | 322 | 194 | 128 | 17 | 12 | 5 |
| 50 - 54 | 3,072 | 1,571 | 1,501 | 2,854 | 1,465 | 1,389 | 218 | 106 | 112 |
| 55 | 724 | 426 | 298 | 667 | 387 | 280 | 57 | 39 | 18 |
| 56 | 283 | 156 | 127 | 271 | 151 | 120 | 12 | 5 | 7 |
| 57 | 272 | 168 | 104 | 253 | 152 | 101 | 19 | 16 | 3 |
| 58 | 250 | 139 | 111 | 235 | 131 | 104 | 15 | 8 | 7 |
| 59 | 160 | 99 | 61 | 152 | 92 | 60 | 8 | 7 | 1 |
| 55 - 59 | 1,689 | 988 | 701 | 1,578 | 913 | 665 | 111 | 75 | 36 |
| 60 | 954 | 528 | 426 | 869 | 473 | 396 | 85 | 55 | 30 |
| 61 | 217 | 110 | 107 | 202 | 98 | 104 | 15 | 12 | 3 |
| 62 | 276 | 165 | 111 | 262 | 156 | 106 | 14 | 9 | 5 |
| 63 | 186 | 113 | 73 | 173 | 107 | 66 | 13 | 6 | 7 |
| 64 | 95 | 57 | 38 | 89 | 53 | 36 | 6 | 4 | 2 |
| 60 - 64 | 1,728 | 973 | 755 | 1,595 | 887 | 708 | 133 | 86 | 47 |
| 65 | 453 | 248 | 205 | 417 | 233 | 184 | 36 | 15 | 21 |
| 66 | 92 | 54 | 38 | 89 | 51 | 38 | 3 | 3 | 0 |
| 67 | 138 | 81 | 57 | 129 | 76 | 53 | 9 | 5 | 4 |
| 68 | 159 | 85 | 74 | 150 | 76 | 74 | 9 | 9 | 0 |
| 69 | 100 | 52 | 48 | 95 | 50 | 45 | 5 | 2 | 3 |
| 65 - 69 | 942 | 520 | 422 | 880 | 486 | 394 | 62 | 34 | 28 |
| 70 | 595 | 333 | 262 | 565 | 321 | 244 | 30 | 12 | 18 |
| 71 | 94 | 48 | 46 | 93 | 47 | 46 | 1 | 1 | 0 |
| 72 | 136 | 68 | 68 | 126 | 63 | 63 | 10 | 5 | 5 |
| 73 | 68 | 38 | 30 | 64 | 38 | 26 | 4 | 0 | 4 |
| 74 | 32 | 22 | 10 | 30 | 21 | 9 | 2 | 1 | 1 |
| 70 - 74 | 925 | 509 | 416 | 878 | 490 | 388 | 47 | 19 | 28 |
| 75 | 212 | 135 | 77 | 208 | 133 | 75 | 4 | 2 | 2 |
| 76 | 69 | 44 | 25 | 69 | 44 | 25 | 0 | 0 | 0 |
| 77 | 36 | 23 | 13 | 33 | 21 | 12 | 3 | 2 | 1 |
| 78 | 67 | 36 | 31 | 66 | 35 | 31 | 1 | 1 | 0 |
| 79 | 37 | 23 | 14 | 33 | 19 | 14 | 4 | 4 | 0 |
| 75 - 79 | 421 | 261 | 160 | 409 | 252 | 157 | 12 | 9 | 3 |
| 80+ | 648 | 368 | 280 | 613 | 353 | 260 | 35 | 15 | 20 |

Table 55.0: Kusini Pemba Region: Total Population by Age in Single Years, Five Year Age Groups and Sex and Rural-Urban

| Age | Total | | | Rural | | | Urban | | |
|----------------|----------------|---------------|----------------|----------------|---------------|---------------|---------------|---------------|---------------|
| | Both Sexes | Male | Female | Both Sexes | Male | Female | Both Sexes | Male | Female |
| Total | 195,116 | 93,871 | 101,245 | 155,901 | 75,671 | 80,230 | 39,215 | 18,200 | 21,015 |
| 0 | 6,754 | 3,366 | 3,388 | 5,548 | 2,785 | 2,763 | 1,206 | 581 | 625 |
| 1 | 5,672 | 2,862 | 2,810 | 4,668 | 2,351 | 2,317 | 1,004 | 511 | 493 |
| 2 | 6,713 | 3,359 | 3,354 | 5,498 | 2,733 | 2,765 | 1,215 | 626 | 589 |
| 3 | 7,085 | 3,537 | 3,548 | 5,884 | 2,929 | 2,955 | 1,201 | 608 | 593 |
| 4 | 7,092 | 3,542 | 3,550 | 5,856 | 2,907 | 2,949 | 1,236 | 635 | 601 |
| 0 - 4 | 33,316 | 16,666 | 16,650 | 27,454 | 13,705 | 13,749 | 5,862 | 2,961 | 2,901 |
| 5 | 6,716 | 3,454 | 3,262 | 5,583 | 2,912 | 2,671 | 1,133 | 542 | 591 |
| 6 | 6,688 | 3,441 | 3,247 | 5,493 | 2,886 | 2,607 | 1,195 | 555 | 640 |
| 7 | 6,530 | 3,284 | 3,246 | 5,315 | 2,712 | 2,603 | 1,215 | 572 | 643 |
| 8 | 6,251 | 3,148 | 3,103 | 5,124 | 2,590 | 2,534 | 1,127 | 558 | 569 |
| 9 | 5,412 | 2,761 | 2,651 | 4,362 | 2,277 | 2,085 | 1,050 | 484 | 566 |
| 5 - 9 | 31,597 | 16,088 | 15,509 | 25,877 | 13,377 | 12,500 | 5,720 | 2,711 | 3,009 |
| 10 | 6,451 | 3,354 | 3,097 | 5,244 | 2,775 | 2,469 | 1,207 | 579 | 628 |
| 11 | 4,578 | 2,313 | 2,265 | 3,570 | 1,836 | 1,734 | 1,008 | 477 | 531 |
| 12 | 6,628 | 3,448 | 3,180 | 5,286 | 2,772 | 2,514 | 1,342 | 676 | 666 |
| 13 | 5,556 | 2,812 | 2,744 | 4,394 | 2,243 | 2,151 | 1,162 | 569 | 593 |
| 14 | 5,203 | 2,596 | 2,607 | 4,073 | 2,089 | 1,984 | 1,130 | 507 | 623 |
| 10 - 14 | 28,416 | 14,523 | 13,893 | 22,567 | 11,715 | 10,852 | 5,849 | 2,808 | 3,041 |
| 15 | 5,020 | 2,598 | 2,422 | 4,037 | 2,109 | 1,928 | 983 | 489 | 494 |
| 16 | 4,535 | 2,189 | 2,346 | 3,618 | 1,827 | 1,791 | 917 | 362 | 555 |
| 17 | 4,007 | 1,904 | 2,103 | 3,140 | 1,518 | 1,622 | 867 | 386 | 481 |
| 18 | 5,243 | 2,539 | 2,704 | 4,186 | 2,068 | 2,118 | 1,057 | 471 | 586 |
| 19 | 3,529 | 1,520 | 2,009 | 2,756 | 1,213 | 1,543 | 773 | 307 | 466 |
| 15 - 19 | 22,334 | 10,750 | 11,584 | 17,737 | 8,735 | 9,002 | 4,597 | 2,015 | 2,582 |
| 20 | 5,006 | 2,201 | 2,805 | 4,025 | 1,777 | 2,248 | 981 | 424 | 557 |
| 21 | 2,214 | 970 | 1,244 | 1,675 | 736 | 939 | 539 | 234 | 305 |
| 22 | 3,468 | 1,475 | 1,993 | 2,717 | 1,169 | 1,548 | 751 | 306 | 445 |
| 23 | 2,329 | 969 | 1,360 | 1,754 | 749 | 1,005 | 575 | 220 | 355 |
| 24 | 2,202 | 957 | 1,245 | 1,666 | 721 | 945 | 536 | 236 | 300 |
| 20 - 24 | 15,219 | 6,572 | 8,647 | 11,837 | 5,152 | 6,685 | 3,382 | 1,420 | 1,962 |
| 25 | 3,822 | 1,609 | 2,213 | 3,062 | 1,278 | 1,784 | 760 | 331 | 429 |
| 26 | 2,098 | 883 | 1,215 | 1,587 | 671 | 916 | 511 | 212 | 299 |
| 27 | 2,117 | 910 | 1,207 | 1,640 | 718 | 922 | 477 | 192 | 285 |
| 28 | 2,313 | 1,022 | 1,291 | 1,732 | 797 | 935 | 581 | 225 | 356 |
| 29 | 1,460 | 637 | 823 | 1,088 | 462 | 626 | 372 | 175 | 197 |
| 25 - 29 | 11,810 | 5,061 | 6,749 | 9,109 | 3,926 | 5,183 | 2,701 | 1,135 | 1,566 |
| 30 | 4,127 | 1,684 | 2,443 | 3,313 | 1,326 | 1,987 | 814 | 358 | 456 |
| 31 | 1,042 | 497 | 545 | 783 | 369 | 414 | 259 | 128 | 131 |
| 32 | 1,894 | 885 | 1,009 | 1,425 | 656 | 769 | 469 | 229 | 240 |
| 33 | 1,293 | 576 | 717 | 937 | 423 | 514 | 356 | 153 | 203 |
| 34 | 1,107 | 493 | 614 | 786 | 346 | 440 | 321 | 147 | 174 |
| 30 - 34 | 9,463 | 4,135 | 5,328 | 7,244 | 3,120 | 4,124 | 2,219 | 1,015 | 1,204 |
| 35 | 3,310 | 1,419 | 1,891 | 2,641 | 1,126 | 1,515 | 669 | 293 | 376 |
| 36 | 1,322 | 554 | 768 | 1,033 | 433 | 600 | 289 | 121 | 168 |
| 37 | 1,410 | 614 | 796 | 1,084 | 486 | 598 | 326 | 128 | 198 |
| 38 | 1,695 | 708 | 987 | 1,322 | 531 | 791 | 373 | 177 | 196 |
| 39 | 986 | 394 | 592 | 750 | 301 | 449 | 236 | 93 | 143 |
| 35 - 39 | 8,723 | 3,689 | 5,034 | 6,830 | 2,877 | 3,953 | 1,893 | 812 | 1,081 |

Table 55.0: Kusini Pemba Region: Total Population by Age in Single Years, Five Year Age Groups and Sex and Rural-Urban

| Age | Total | | | Rural | | | Urban | | |
|----------------|--------------|--------------|--------------|--------------|--------------|--------------|--------------|------------|------------|
| | Both Sexes | Male | Female | Both Sexes | Male | Female | Both Sexes | Male | Female |
| 40 | 3,781 | 1,550 | 2,231 | 3,037 | 1,215 | 1,822 | 744 | 335 | 409 |
| 41 | 775 | 364 | 411 | 635 | 296 | 339 | 140 | 68 | 72 |
| 42 | 1,406 | 660 | 746 | 1,073 | 509 | 564 | 333 | 151 | 182 |
| 43 | 887 | 401 | 486 | 682 | 299 | 383 | 205 | 102 | 103 |
| 44 | 677 | 318 | 359 | 500 | 243 | 257 | 177 | 75 | 102 |
| 40 - 44 | 7,526 | 3,293 | 4,233 | 5,927 | 2,562 | 3,365 | 1,599 | 731 | 868 |
| 45 | 2,501 | 1,162 | 1,339 | 2,003 | 906 | 1,097 | 498 | 256 | 242 |
| 46 | 931 | 452 | 479 | 712 | 354 | 358 | 219 | 98 | 121 |
| 47 | 1,024 | 521 | 503 | 793 | 411 | 382 | 231 | 110 | 121 |
| 48 | 1,502 | 689 | 813 | 1,182 | 548 | 634 | 320 | 141 | 179 |
| 49 | 904 | 397 | 507 | 696 | 309 | 387 | 208 | 88 | 120 |
| 45 - 49 | 6,862 | 3,221 | 3,641 | 5,386 | 2,528 | 2,858 | 1,476 | 693 | 783 |
| 50 | 3,136 | 1,304 | 1,832 | 2,519 | 1,034 | 1,485 | 617 | 270 | 347 |
| 51 | 757 | 364 | 393 | 601 | 282 | 319 | 156 | 82 | 74 |
| 52 | 1,091 | 574 | 517 | 833 | 427 | 406 | 258 | 147 | 111 |
| 53 | 667 | 328 | 339 | 530 | 263 | 267 | 137 | 65 | 72 |
| 54 | 546 | 286 | 260 | 412 | 212 | 200 | 134 | 74 | 60 |
| 50 - 54 | 6,197 | 2,856 | 3,341 | 4,895 | 2,218 | 2,677 | 1,302 | 638 | 664 |
| 55 | 1,487 | 821 | 666 | 1,204 | 674 | 530 | 283 | 147 | 136 |
| 56 | 637 | 343 | 294 | 507 | 275 | 232 | 130 | 68 | 62 |
| 57 | 491 | 291 | 200 | 375 | 221 | 154 | 116 | 70 | 46 |
| 58 | 556 | 291 | 265 | 421 | 224 | 197 | 135 | 67 | 68 |
| 59 | 261 | 129 | 132 | 203 | 98 | 105 | 58 | 31 | 27 |
| 55 - 59 | 3,432 | 1,875 | 1,557 | 2,710 | 1,492 | 1,218 | 722 | 383 | 339 |
| 60 | 2,062 | 1,028 | 1,034 | 1,682 | 858 | 824 | 380 | 170 | 210 |
| 61 | 414 | 199 | 215 | 329 | 168 | 161 | 85 | 31 | 54 |
| 62 | 510 | 262 | 248 | 404 | 207 | 197 | 106 | 55 | 51 |
| 63 | 438 | 225 | 213 | 346 | 180 | 166 | 92 | 45 | 47 |
| 64 | 267 | 126 | 141 | 199 | 89 | 110 | 68 | 37 | 31 |
| 60 - 64 | 3,691 | 1,840 | 1,851 | 2,960 | 1,502 | 1,458 | 731 | 338 | 393 |
| 65 | 961 | 530 | 431 | 778 | 441 | 337 | 183 | 89 | 94 |
| 66 | 218 | 130 | 88 | 172 | 103 | 69 | 46 | 27 | 19 |
| 67 | 314 | 174 | 140 | 264 | 145 | 119 | 50 | 29 | 21 |
| 68 | 313 | 152 | 161 | 252 | 124 | 128 | 61 | 28 | 33 |
| 69 | 164 | 75 | 89 | 142 | 65 | 77 | 22 | 10 | 12 |
| 65 - 69 | 1,970 | 1,061 | 909 | 1,608 | 878 | 730 | 362 | 183 | 179 |
| 70 | 1,378 | 666 | 712 | 1,141 | 573 | 568 | 237 | 93 | 144 |
| 71 | 227 | 106 | 121 | 195 | 92 | 103 | 32 | 14 | 18 |
| 72 | 307 | 165 | 142 | 243 | 127 | 116 | 64 | 38 | 26 |
| 73 | 145 | 72 | 73 | 125 | 63 | 62 | 20 | 9 | 11 |
| 74 | 103 | 59 | 44 | 86 | 47 | 39 | 17 | 12 | 5 |
| 70 - 74 | 2,160 | 1,068 | 1,092 | 1,790 | 902 | 888 | 370 | 166 | 204 |
| 75 | 438 | 246 | 192 | 358 | 205 | 153 | 80 | 41 | 39 |
| 76 | 132 | 77 | 55 | 110 | 64 | 46 | 22 | 13 | 9 |
| 77 | 89 | 43 | 46 | 69 | 34 | 35 | 20 | 9 | 11 |
| 78 | 159 | 74 | 85 | 125 | 59 | 66 | 34 | 15 | 19 |
| 79 | 81 | 37 | 44 | 63 | 31 | 32 | 18 | 6 | 12 |
| 75 - 79 | 899 | 477 | 422 | 725 | 393 | 332 | 174 | 84 | 90 |
| 80+ | 1,501 | 696 | 805 | 1,245 | 589 | 656 | 256 | 107 | 149 |

Table 55.1: Chake Chake District: Total Population by Age in Single Years, Five Year Age Groups and Sex and Rural-Urban

| Age | Total | | | Rural | | | Urban | | |
|----------------|---------------|---------------|---------------|---------------|---------------|---------------|---------------|---------------|---------------|
| | Both Sexes | Male | Female | Both Sexes | Male | Female | Both Sexes | Male | Female |
| Total | 97,249 | 46,411 | 50,838 | 69,549 | 33,686 | 35,863 | 27,700 | 12,725 | 14,975 |
| 0 | 3,334 | 1,658 | 1,676 | 2,490 | 1,254 | 1,236 | 844 | 404 | 440 |
| 1 | 2,672 | 1,355 | 1,317 | 1,963 | 991 | 972 | 709 | 364 | 345 |
| 2 | 3,262 | 1,617 | 1,645 | 2,390 | 1,172 | 1,218 | 872 | 445 | 427 |
| 3 | 3,396 | 1,656 | 1,740 | 2,558 | 1,239 | 1,319 | 838 | 417 | 421 |
| 4 | 3,442 | 1,716 | 1,726 | 2,560 | 1,268 | 1,292 | 882 | 448 | 434 |
| 0 - 4 | 16,106 | 8,002 | 8,104 | 11,961 | 5,924 | 6,037 | 4,145 | 2,078 | 2,067 |
| 5 | 3,260 | 1,651 | 1,609 | 2,438 | 1,269 | 1,169 | 822 | 382 | 440 |
| 6 | 3,256 | 1,631 | 1,625 | 2,385 | 1,217 | 1,168 | 871 | 414 | 457 |
| 7 | 3,165 | 1,548 | 1,617 | 2,315 | 1,150 | 1,165 | 850 | 398 | 452 |
| 8 | 3,038 | 1,517 | 1,521 | 2,223 | 1,124 | 1,099 | 815 | 393 | 422 |
| 9 | 2,765 | 1,365 | 1,400 | 2,007 | 1,027 | 980 | 758 | 338 | 420 |
| 5 - 9 | 15,484 | 7,712 | 7,772 | 11,368 | 5,787 | 5,581 | 4,116 | 1,925 | 2,191 |
| 10 | 3,162 | 1,638 | 1,524 | 2,317 | 1,218 | 1,099 | 845 | 420 | 425 |
| 11 | 2,305 | 1,179 | 1,126 | 1,592 | 846 | 746 | 713 | 333 | 380 |
| 12 | 3,387 | 1,722 | 1,665 | 2,401 | 1,236 | 1,165 | 986 | 486 | 500 |
| 13 | 2,743 | 1,366 | 1,377 | 1,929 | 982 | 947 | 814 | 384 | 430 |
| 14 | 2,599 | 1,250 | 1,349 | 1,816 | 909 | 907 | 783 | 341 | 442 |
| 10 - 14 | 14,196 | 7,155 | 7,041 | 10,055 | 5,191 | 4,864 | 4,141 | 1,964 | 2,177 |
| 15 | 2,483 | 1,290 | 1,193 | 1,771 | 950 | 821 | 712 | 340 | 372 |
| 16 | 2,354 | 1,101 | 1,253 | 1,703 | 853 | 850 | 651 | 248 | 403 |
| 17 | 2,020 | 969 | 1,051 | 1,384 | 694 | 690 | 636 | 275 | 361 |
| 18 | 2,722 | 1,334 | 1,388 | 1,945 | 985 | 960 | 777 | 349 | 428 |
| 19 | 1,848 | 803 | 1,045 | 1,308 | 570 | 738 | 540 | 233 | 307 |
| 15 - 19 | 11,427 | 5,497 | 5,930 | 8,111 | 4,052 | 4,059 | 3,316 | 1,445 | 1,871 |
| 20 | 2,544 | 1,125 | 1,419 | 1,853 | 833 | 1,020 | 691 | 292 | 399 |
| 21 | 1,159 | 495 | 664 | 791 | 340 | 451 | 368 | 155 | 213 |
| 22 | 1,798 | 771 | 1,027 | 1,267 | 567 | 700 | 531 | 204 | 327 |
| 23 | 1,232 | 510 | 722 | 808 | 348 | 460 | 424 | 162 | 262 |
| 24 | 1,199 | 529 | 670 | 806 | 352 | 454 | 393 | 177 | 216 |
| 20 - 24 | 7,932 | 3,430 | 4,502 | 5,525 | 2,440 | 3,085 | 2,407 | 990 | 1,417 |
| 25 | 1,933 | 831 | 1,102 | 1,402 | 591 | 811 | 531 | 240 | 291 |
| 26 | 1,082 | 454 | 628 | 708 | 297 | 411 | 374 | 157 | 217 |
| 27 | 1,066 | 459 | 607 | 733 | 328 | 405 | 333 | 131 | 202 |
| 28 | 1,245 | 543 | 702 | 818 | 384 | 434 | 427 | 159 | 268 |
| 29 | 761 | 327 | 434 | 495 | 202 | 293 | 266 | 125 | 141 |
| 25 - 29 | 6,087 | 2,614 | 3,473 | 4,156 | 1,802 | 2,354 | 1,931 | 812 | 1,119 |
| 30 | 2,098 | 864 | 1,234 | 1,483 | 607 | 876 | 615 | 257 | 358 |
| 31 | 537 | 263 | 274 | 359 | 173 | 186 | 178 | 90 | 88 |
| 32 | 997 | 479 | 518 | 679 | 331 | 348 | 318 | 148 | 170 |
| 33 | 703 | 314 | 389 | 458 | 206 | 252 | 245 | 108 | 137 |
| 34 | 600 | 273 | 327 | 366 | 171 | 195 | 234 | 102 | 132 |
| 30 - 34 | 4,935 | 2,193 | 2,742 | 3,345 | 1,488 | 1,857 | 1,590 | 705 | 885 |
| 35 | 1,706 | 709 | 997 | 1,199 | 490 | 709 | 507 | 219 | 288 |
| 36 | 646 | 269 | 377 | 448 | 186 | 262 | 198 | 83 | 115 |
| 37 | 692 | 298 | 394 | 487 | 219 | 268 | 205 | 79 | 126 |
| 38 | 812 | 358 | 454 | 565 | 243 | 322 | 247 | 115 | 132 |
| 39 | 509 | 190 | 319 | 345 | 128 | 217 | 164 | 62 | 102 |
| 35 - 39 | 4,365 | 1,824 | 2,541 | 3,044 | 1,266 | 1,778 | 1,321 | 558 | 763 |

Table 55.1: Chake Chake District: Total Population by Age in Single Years, Five Year Age Groups and Sex and Rural-Urban

| Age | Total | | | Rural | | | Urban | | |
|----------------|--------------|--------------|--------------|--------------|--------------|--------------|--------------|------------|------------|
| | Both Sexes | Male | Female | Both Sexes | Male | Female | Both Sexes | Male | Female |
| 40 | 1,861 | 794 | 1,067 | 1,330 | 555 | 775 | 531 | 239 | 292 |
| 41 | 414 | 187 | 227 | 319 | 143 | 176 | 95 | 44 | 51 |
| 42 | 694 | 321 | 373 | 464 | 216 | 248 | 230 | 105 | 125 |
| 43 | 442 | 203 | 239 | 298 | 132 | 166 | 144 | 71 | 73 |
| 44 | 341 | 157 | 184 | 219 | 108 | 111 | 122 | 49 | 73 |
| 40 - 44 | 3,752 | 1,662 | 2,090 | 2,630 | 1,154 | 1,476 | 1,122 | 508 | 614 |
| 45 | 1,230 | 569 | 661 | 871 | 397 | 474 | 359 | 172 | 187 |
| 46 | 467 | 209 | 258 | 316 | 145 | 171 | 151 | 64 | 87 |
| 47 | 509 | 257 | 252 | 349 | 180 | 169 | 160 | 77 | 83 |
| 48 | 755 | 335 | 420 | 536 | 236 | 300 | 219 | 99 | 120 |
| 49 | 464 | 196 | 268 | 325 | 128 | 197 | 139 | 68 | 71 |
| 45 - 49 | 3,425 | 1,566 | 1,859 | 2,397 | 1,086 | 1,311 | 1,028 | 480 | 548 |
| 50 | 1,499 | 625 | 874 | 1,076 | 448 | 628 | 423 | 177 | 246 |
| 51 | 371 | 189 | 182 | 278 | 134 | 144 | 93 | 55 | 38 |
| 52 | 559 | 309 | 250 | 385 | 201 | 184 | 174 | 108 | 66 |
| 53 | 354 | 172 | 182 | 257 | 129 | 128 | 97 | 43 | 54 |
| 54 | 280 | 141 | 139 | 188 | 88 | 100 | 92 | 53 | 39 |
| 50 - 54 | 3,063 | 1,436 | 1,627 | 2,184 | 1,000 | 1,184 | 879 | 436 | 443 |
| 55 | 729 | 395 | 334 | 550 | 300 | 250 | 179 | 95 | 84 |
| 56 | 278 | 150 | 128 | 190 | 104 | 86 | 88 | 46 | 42 |
| 57 | 266 | 153 | 113 | 185 | 103 | 82 | 81 | 50 | 31 |
| 58 | 274 | 144 | 130 | 183 | 99 | 84 | 91 | 45 | 46 |
| 59 | 128 | 65 | 63 | 91 | 45 | 46 | 37 | 20 | 17 |
| 55 - 59 | 1,675 | 907 | 768 | 1,199 | 651 | 548 | 476 | 256 | 220 |
| 60 | 963 | 492 | 471 | 701 | 374 | 327 | 262 | 118 | 144 |
| 61 | 194 | 91 | 103 | 149 | 76 | 73 | 45 | 15 | 30 |
| 62 | 247 | 127 | 120 | 180 | 93 | 87 | 67 | 34 | 33 |
| 63 | 210 | 104 | 106 | 145 | 72 | 73 | 65 | 32 | 33 |
| 64 | 136 | 65 | 71 | 94 | 38 | 56 | 42 | 27 | 15 |
| 60 - 64 | 1,750 | 879 | 871 | 1,269 | 653 | 616 | 481 | 226 | 255 |
| 65 | 445 | 242 | 203 | 322 | 182 | 140 | 123 | 60 | 63 |
| 66 | 103 | 61 | 42 | 73 | 45 | 28 | 30 | 16 | 14 |
| 67 | 143 | 84 | 59 | 113 | 66 | 47 | 30 | 18 | 12 |
| 68 | 144 | 71 | 73 | 105 | 54 | 51 | 39 | 17 | 22 |
| 69 | 85 | 42 | 43 | 69 | 34 | 35 | 16 | 8 | 8 |
| 65 - 69 | 920 | 500 | 420 | 682 | 381 | 301 | 238 | 119 | 119 |
| 70 | 649 | 310 | 339 | 471 | 241 | 230 | 178 | 69 | 109 |
| 71 | 114 | 49 | 65 | 100 | 45 | 55 | 14 | 4 | 10 |
| 72 | 136 | 81 | 55 | 95 | 57 | 38 | 41 | 24 | 17 |
| 73 | 70 | 32 | 38 | 60 | 28 | 32 | 10 | 4 | 6 |
| 74 | 46 | 26 | 20 | 35 | 18 | 17 | 11 | 8 | 3 |
| 70 - 74 | 1,015 | 498 | 517 | 761 | 389 | 372 | 254 | 109 | 145 |
| 75 | 195 | 111 | 84 | 151 | 84 | 67 | 44 | 27 | 17 |
| 76 | 60 | 38 | 22 | 44 | 29 | 15 | 16 | 9 | 7 |
| 77 | 56 | 27 | 29 | 42 | 20 | 22 | 14 | 7 | 7 |
| 78 | 73 | 24 | 49 | 52 | 18 | 34 | 21 | 6 | 15 |
| 79 | 38 | 18 | 20 | 27 | 13 | 14 | 11 | 5 | 6 |
| 75 - 79 | 422 | 218 | 204 | 316 | 164 | 152 | 106 | 54 | 52 |
| 80+ | 695 | 318 | 377 | 546 | 258 | 288 | 149 | 60 | 89 |

Table 55.2: Mkoani District: Total Population by Age in Single Years, Five Year Age Groups and Sex and Rural-Urban

| Age | Total | | | Rural | | | Urban | | |
|----------------|---------------|---------------|---------------|---------------|---------------|---------------|---------------|--------------|--------------|
| | Both Sexes | Male | Female | Both Sexes | Male | Female | Both Sexes | Male | Female |
| Total | 97,867 | 47,460 | 50,407 | 86,352 | 41,985 | 44,367 | 11,515 | 5,475 | 6,040 |
| 0 | 3,420 | 1,708 | 1,712 | 3,058 | 1,531 | 1,527 | 362 | 177 | 185 |
| 1 | 3,000 | 1,507 | 1,493 | 2,705 | 1,360 | 1,345 | 295 | 147 | 148 |
| 2 | 3,451 | 1,742 | 1,709 | 3,108 | 1,561 | 1,547 | 343 | 181 | 162 |
| 3 | 3,689 | 1,881 | 1,808 | 3,326 | 1,690 | 1,636 | 363 | 191 | 172 |
| 4 | 3,650 | 1,826 | 1,824 | 3,296 | 1,639 | 1,657 | 354 | 187 | 167 |
| 0 - 4 | 17,210 | 8,664 | 8,546 | 15,493 | 7,781 | 7,712 | 1,717 | 883 | 834 |
| 5 | 3,456 | 1,803 | 1,653 | 3,145 | 1,643 | 1,502 | 311 | 160 | 151 |
| 6 | 3,432 | 1,810 | 1,622 | 3,108 | 1,669 | 1,439 | 324 | 141 | 183 |
| 7 | 3,365 | 1,736 | 1,629 | 3,000 | 1,562 | 1,438 | 365 | 174 | 191 |
| 8 | 3,213 | 1,631 | 1,582 | 2,901 | 1,466 | 1,435 | 312 | 165 | 147 |
| 9 | 2,647 | 1,396 | 1,251 | 2,355 | 1,250 | 1,105 | 292 | 146 | 146 |
| 5 - 9 | 16,113 | 8,376 | 7,737 | 14,509 | 7,590 | 6,919 | 1,604 | 786 | 818 |
| 10 | 3,289 | 1,716 | 1,573 | 2,927 | 1,557 | 1,370 | 362 | 159 | 203 |
| 11 | 2,273 | 1,134 | 1,139 | 1,978 | 990 | 988 | 295 | 144 | 151 |
| 12 | 3,241 | 1,726 | 1,515 | 2,885 | 1,536 | 1,349 | 356 | 190 | 166 |
| 13 | 2,813 | 1,446 | 1,367 | 2,465 | 1,261 | 1,204 | 348 | 185 | 163 |
| 14 | 2,604 | 1,346 | 1,258 | 2,257 | 1,180 | 1,077 | 347 | 166 | 181 |
| 10 - 14 | 14,220 | 7,368 | 6,852 | 12,512 | 6,524 | 5,988 | 1,708 | 844 | 864 |
| 15 | 2,537 | 1,308 | 1,229 | 2,266 | 1,159 | 1,107 | 271 | 149 | 122 |
| 16 | 2,181 | 1,088 | 1,093 | 1,915 | 974 | 941 | 266 | 114 | 152 |
| 17 | 1,987 | 935 | 1,052 | 1,756 | 824 | 932 | 231 | 111 | 120 |
| 18 | 2,521 | 1,205 | 1,316 | 2,241 | 1,083 | 1,158 | 280 | 122 | 158 |
| 19 | 1,681 | 717 | 964 | 1,448 | 643 | 805 | 233 | 74 | 159 |
| 15 - 19 | 10,907 | 5,253 | 5,654 | 9,626 | 4,683 | 4,943 | 1,281 | 570 | 711 |
| 20 | 2,462 | 1,076 | 1,386 | 2,172 | 944 | 1,228 | 290 | 132 | 158 |
| 21 | 1,055 | 475 | 580 | 884 | 396 | 488 | 171 | 79 | 92 |
| 22 | 1,670 | 704 | 966 | 1,450 | 602 | 848 | 220 | 102 | 118 |
| 23 | 1,097 | 459 | 638 | 946 | 401 | 545 | 151 | 58 | 93 |
| 24 | 1,003 | 428 | 575 | 860 | 369 | 491 | 143 | 59 | 84 |
| 20 - 24 | 7,287 | 3,142 | 4,145 | 6,312 | 2,712 | 3,600 | 975 | 430 | 545 |
| 25 | 1,889 | 778 | 1,111 | 1,660 | 687 | 973 | 229 | 91 | 138 |
| 26 | 1,016 | 429 | 587 | 879 | 374 | 505 | 137 | 55 | 82 |
| 27 | 1,051 | 451 | 600 | 907 | 390 | 517 | 144 | 61 | 83 |
| 28 | 1,068 | 479 | 589 | 914 | 413 | 501 | 154 | 66 | 88 |
| 29 | 699 | 310 | 389 | 593 | 260 | 333 | 106 | 50 | 56 |
| 25 - 29 | 5,723 | 2,447 | 3,276 | 4,953 | 2,124 | 2,829 | 770 | 323 | 447 |
| 30 | 2,029 | 820 | 1,209 | 1,830 | 719 | 1,111 | 199 | 101 | 98 |
| 31 | 505 | 234 | 271 | 424 | 196 | 228 | 81 | 38 | 43 |
| 32 | 897 | 406 | 491 | 746 | 325 | 421 | 151 | 81 | 70 |
| 33 | 590 | 262 | 328 | 479 | 217 | 262 | 111 | 45 | 66 |
| 34 | 507 | 220 | 287 | 420 | 175 | 245 | 87 | 45 | 42 |
| 30 - 34 | 4,528 | 1,942 | 2,586 | 3,899 | 1,632 | 2,267 | 629 | 310 | 319 |
| 35 | 1,604 | 710 | 894 | 1,442 | 636 | 806 | 162 | 74 | 88 |
| 36 | 676 | 285 | 391 | 585 | 247 | 338 | 91 | 38 | 53 |
| 37 | 718 | 316 | 402 | 597 | 267 | 330 | 121 | 49 | 72 |
| 38 | 883 | 350 | 533 | 757 | 288 | 469 | 126 | 62 | 64 |
| 39 | 477 | 204 | 273 | 405 | 173 | 232 | 72 | 31 | 41 |
| 35 - 39 | 4,358 | 1,865 | 2,493 | 3,786 | 1,611 | 2,175 | 572 | 254 | 318 |

Table 55.2: Mkoani District: Total Population by Age in Single Years, Five Year Age Groups and Sex and Rural-Urban

| Age | Total | | | Rural | | | Urban | | |
|----------------|--------------|--------------|--------------|--------------|--------------|--------------|------------|------------|------------|
| | Both Sexes | Male | Female | Both Sexes | Male | Female | Both Sexes | Male | Female |
| 40 | 1,920 | 756 | 1,164 | 1,707 | 660 | 1,047 | 213 | 96 | 117 |
| 41 | 361 | 177 | 184 | 316 | 153 | 163 | 45 | 24 | 21 |
| 42 | 712 | 339 | 373 | 609 | 293 | 316 | 103 | 46 | 57 |
| 43 | 445 | 198 | 247 | 384 | 167 | 217 | 61 | 31 | 30 |
| 44 | 336 | 161 | 175 | 281 | 135 | 146 | 55 | 26 | 29 |
| 40 - 44 | 3,774 | 1,631 | 2,143 | 3,297 | 1,408 | 1,889 | 477 | 223 | 254 |
| 45 | 1,271 | 593 | 678 | 1,132 | 509 | 623 | 139 | 84 | 55 |
| 46 | 464 | 243 | 221 | 396 | 209 | 187 | 68 | 34 | 34 |
| 47 | 515 | 264 | 251 | 444 | 231 | 213 | 71 | 33 | 38 |
| 48 | 747 | 354 | 393 | 646 | 312 | 334 | 101 | 42 | 59 |
| 49 | 440 | 201 | 239 | 371 | 181 | 190 | 69 | 20 | 49 |
| 45 - 49 | 3,437 | 1,655 | 1,782 | 2,989 | 1,442 | 1,547 | 448 | 213 | 235 |
| 50 | 1,637 | 679 | 958 | 1,443 | 586 | 857 | 194 | 93 | 101 |
| 51 | 386 | 175 | 211 | 323 | 148 | 175 | 63 | 27 | 36 |
| 52 | 532 | 265 | 267 | 448 | 226 | 222 | 84 | 39 | 45 |
| 53 | 313 | 156 | 157 | 273 | 134 | 139 | 40 | 22 | 18 |
| 54 | 266 | 145 | 121 | 224 | 124 | 100 | 42 | 21 | 21 |
| 50 - 54 | 3,134 | 1,420 | 1,714 | 2,711 | 1,218 | 1,493 | 423 | 202 | 221 |
| 55 | 758 | 426 | 332 | 654 | 374 | 280 | 104 | 52 | 52 |
| 56 | 359 | 193 | 166 | 317 | 171 | 146 | 42 | 22 | 20 |
| 57 | 225 | 138 | 87 | 190 | 118 | 72 | 35 | 20 | 15 |
| 58 | 282 | 147 | 135 | 238 | 125 | 113 | 44 | 22 | 22 |
| 59 | 133 | 64 | 69 | 112 | 53 | 59 | 21 | 11 | 10 |
| 55 - 59 | 1,757 | 968 | 789 | 1,511 | 841 | 670 | 246 | 127 | 119 |
| 60 | 1,099 | 536 | 563 | 981 | 484 | 497 | 118 | 52 | 66 |
| 61 | 220 | 108 | 112 | 180 | 92 | 88 | 40 | 16 | 24 |
| 62 | 263 | 135 | 128 | 224 | 114 | 110 | 39 | 21 | 18 |
| 63 | 228 | 121 | 107 | 201 | 108 | 93 | 27 | 13 | 14 |
| 64 | 131 | 61 | 70 | 105 | 51 | 54 | 26 | 10 | 16 |
| 60 - 64 | 1,941 | 961 | 980 | 1,691 | 849 | 842 | 250 | 112 | 138 |
| 65 | 516 | 288 | 228 | 456 | 259 | 197 | 60 | 29 | 31 |
| 66 | 115 | 69 | 46 | 99 | 58 | 41 | 16 | 11 | 5 |
| 67 | 171 | 90 | 81 | 151 | 79 | 72 | 20 | 11 | 9 |
| 68 | 169 | 81 | 88 | 147 | 70 | 77 | 22 | 11 | 11 |
| 69 | 79 | 33 | 46 | 73 | 31 | 42 | 6 | 2 | 4 |
| 65 - 69 | 1,050 | 561 | 489 | 926 | 497 | 429 | 124 | 64 | 60 |
| 70 | 729 | 356 | 373 | 670 | 332 | 338 | 59 | 24 | 35 |
| 71 | 113 | 57 | 56 | 95 | 47 | 48 | 18 | 10 | 8 |
| 72 | 171 | 84 | 87 | 148 | 70 | 78 | 23 | 14 | 9 |
| 73 | 75 | 40 | 35 | 65 | 35 | 30 | 10 | 5 | 5 |
| 74 | 57 | 33 | 24 | 51 | 29 | 22 | 6 | 4 | 2 |
| 70 - 74 | 1,145 | 570 | 575 | 1,029 | 513 | 516 | 116 | 57 | 59 |
| 75 | 243 | 135 | 108 | 207 | 121 | 86 | 36 | 14 | 22 |
| 76 | 72 | 39 | 33 | 66 | 35 | 31 | 6 | 4 | 2 |
| 77 | 33 | 16 | 17 | 27 | 14 | 13 | 6 | 2 | 4 |
| 78 | 86 | 50 | 36 | 73 | 41 | 32 | 13 | 9 | 4 |
| 79 | 43 | 19 | 24 | 36 | 18 | 18 | 7 | 1 | 6 |
| 75 - 79 | 477 | 259 | 218 | 409 | 229 | 180 | 68 | 30 | 38 |
| 80+ | 806 | 378 | 428 | 699 | 331 | 368 | 107 | 47 | 60 |

Annex

List of Contributors

Contributors to the Population and Housing Census General Report on Population Distribution by Age and Sex are:

Management

| | |
|--------------------------|--|
| Hajjat Amina Mrisho Said | Census Commissioner |
| Mr. Mwalim Haji Ameir | Census Commissar, Zanzibar |
| Dr. Albina Chuwa | Director General, NBS |
| Mr. Mohamed Hafidh Rajab | Chief Government Statistician, OCGS |
| Mr. Ephraim Kwesigabo | Director of Population Census and Social Statistics, NBS |
| Ms. Radegunda Maro | Director of Statistical Operations, NBS |
| Mr. Morrice N. Oyuke | Director of Economic Statistics, NBS |
| Mr. Stanley Mahembe | Director of Finance and Administration, NBS |

Demographic Data Analysts

| | |
|--------------------------|--|
| Dr. Albina Chuwa | Director General, NBS |
| Mr. Mohamed Hafidh Rajab | Chief Government Statistician, OCGS |
| Mr. Ephraim Kwesigabo | Director of Population Census and Social Statistics, NBS |
| Mr. Irenius Ruyobya | Census Project Manager |
| Ms. Mayasa M. Mwinyi | Head of Demographic and Social Statistics, OCGS |
| Ms. Aldegunda Komba | Manager of Demographic and Social Statistics, NBS |
| Dr. Collins Opiyo | Census Technical Advisor, UNFPA Country Office, Tanzania |
| Mr. Seif Ahmad Kuchengo | Senior Statistician, NBS |
| Ms. Neema Ngure | Statistician, NBS |
| Mr. Mdoka Omar | Statistician, NBS |

Spatial Data Analysts

| | |
|----------------------------|--------------------------------|
| Mr. Vincent Mugaya | Head of Cartographic Unit, NBS |
| Ms. Noela John Massawe | Cartographer, GIS Unit, NBS |
| Mr. Benedict Sanga | Cartographer, GIS Unit, NBS |
| Mr. Barnabas Mgendi Yesaya | Cartographer, GIS Unit, NBS |

Data Processing

| | |
|--------------------------|--|
| Hajjat Amina Mrisho Said | Census Commissioner |
| Ms. Mwanaidi Mahiza | IT Manager, NBS |
| Mr. Ariv Severe | IT System Analyst, NBS |
| Mr. Bakar K. Omar | Head Trade and Tax Statistics Unit, OCGS |
| Ms. Beatrice Rwegoshorwa | Senior IT System Analyst, NBS |
| Mr. Hashim M. Uzia | Manager of Coordination and Research, OCGS |
| Ms. Demetria Ngilwa | Senior Statistician, NBS |

Mr. George Mockray
Mr. Martin Kimario
Mr. Shagihilu Shagihilu
Mr. William Mabusi
Ms. Rose Michael

Senior Statistical Officer, NBS
IT System Analyst, NBS
Programmer, NBS
Senior IT System Analyst, NBS
Database Administrator, NBS

Editorial Team

Dr. Albina Chuwa
Ms. Aldegunda Komba
Dr. C. Kasala
Ms. Radegunda Maro
Mr. Nathanael Mbalilaki
Mr. Ibrahimu Masanja
Mr. Mathew Chimtembo
Mr. Irenius Ruyobya
Ms. Mayasa Mwinyi
Mr. Seif A. Kuchengo
Mr. Mdoka Omary Maulid
Ms. Veronica Kazimoto
Ms. Hadija I. Abdul
Ms. Kokulamuka Aulea
Ms. Veronica C. Mwangoka

Chairperson, NBS Editorial Board
Deputy Chairperson
Member of Editorial Board
Member of Editorial Board
Member of Editorial Board
Member of Editorial Board
Member of Editorial Board
Census Project Manager/Subject Matter
Census Project Manager, Zanzibar/Subject Matter
Senior Statistician/Subject Matter
Statistician/Subject Matter
Census Publicity Officer
Office Secretary
Intern
Secretary, NBS Editorial Board

References:

- Henry S. Shryock, Jacob S. Siegel and Associates, 1976. *The Methods and Materials of Demography*, London, UK
- Jacob S. Siegel and David A. Swanson, 2004. *The methods and Materials of Demography, Second Edition*, Elsevier Academic Press, 525 B Street, Suite 1900, San Diego, California 92101-4495, USA
- National Bureau of Statistics (NBS), 2003. *The 2002 Population and Housing Census, General Report*, Dar es Salaam, Tanzania
- National Bureau of Statistics (NBS), 2003. *The 2002 Population and Housing Census, Age and Sex Distribution Report*, Dar es Salaam, Tanzania
- National Bureau of Statistics (NBS), 2006. *The 2002 Population and Housing Census, Analytical Report*, Dar es Salaam, Tanzania
- National Bureau of Statistics (NBS), 2008. *The 2012 Population and Housing Census Management and Implementation Strategy*, Dar es Salaam, Tanzania
- Population Reference Bureau, 2011. *PRB's Population Handbook, (Sixth Edition)*, Washington DC, USA
- Population Reference Bureau, 2012. *2012 WORLD POPULATION Data Sheet*, Washington DC, USA
- United Nations, 2008. *Principles and Recommendations for Population and Housing Censuses*, New York, USA