

Experience, Findings and Future Plans

ADAPT 

NDP: National Development Plan

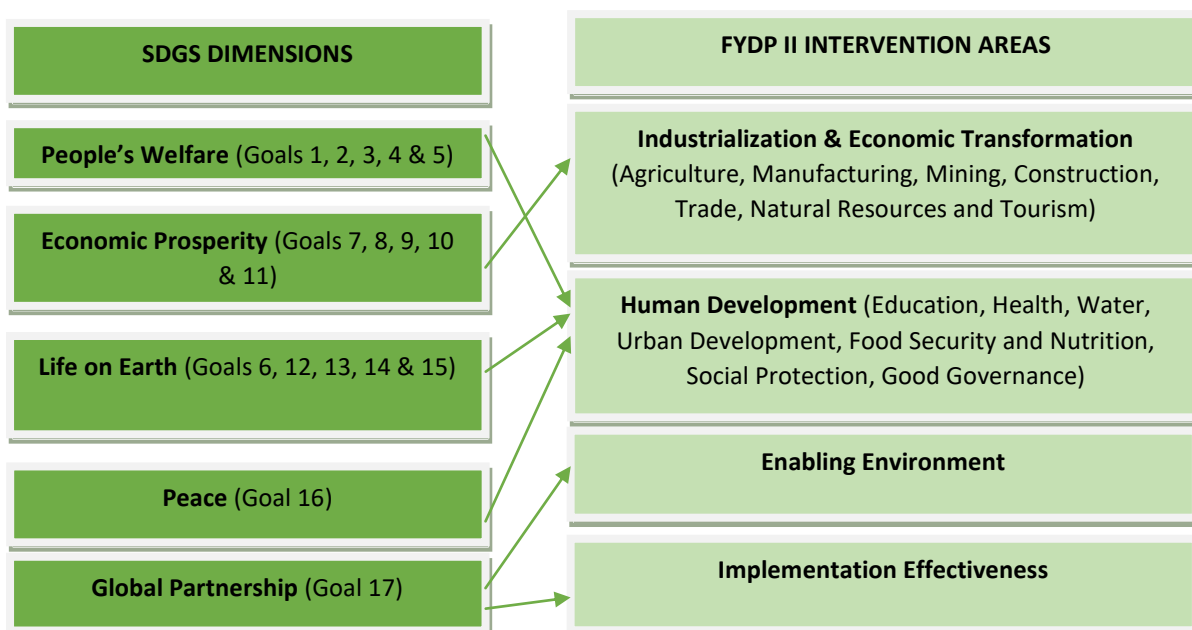
MDAs: Ministries Departments and Agencies

NSO: National Statistics Office

1. Introduction

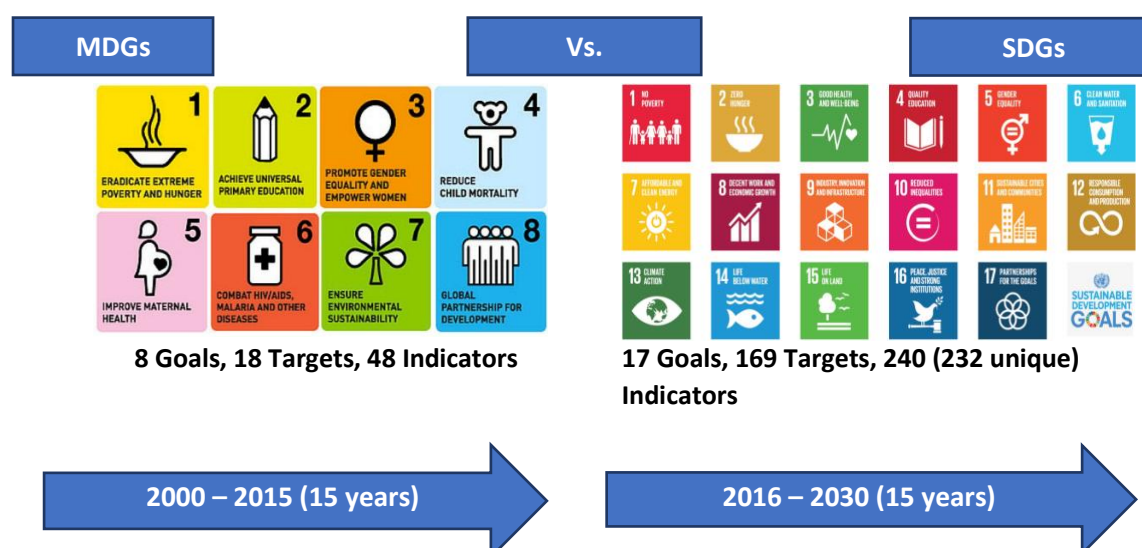
Following the adoption of the 2030 Agenda for Sustainable Development, the Ministry of Finance and Planning for both Tanzania Mainland and Zanzibar in collaboration with other development actors embarked on efforts to mainstream the Sustainable Development Goals into the National Development Frameworks; the Five Year Development Plan II for Tanzania Mainland, and the Zanzibar Strategy for Growth and Reduction of Poverty III.

Figure 1: Mainstreaming of the SDGs into the Five-Year Development Plan II



The 2030 Agenda however brought with it an unparallel demand for data compared to the Millennium Development Goals with 17 Goals, 169 Targets and 232 indicators. Planning how to respond to the data needs became an essential task for the National Statistics Offices on both sides of the Union.

Figure 2: Higher Demand for Data for Sustainable Development calls for National Level Preparedness to meet the growing data needs



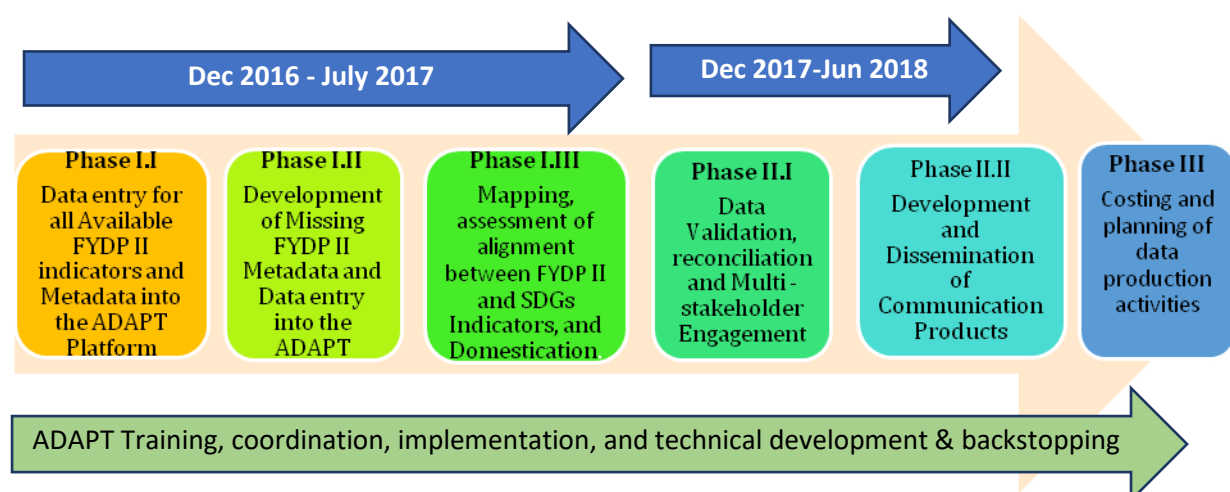
2. Tanzania Data Gaps Assessment Collaborative using Advanced Data Planning Tool (ADAPT)

Working in partnership with the Partnership in Statistics for the 21st Century (PARIS21) and Tanzania Data Lab (dLab), the National Bureau of Statistics embarked on a **Collaborative to assess Data Gaps for Sustainable Development Goals** using a web based Advanced Data Planning Tool (ADAPT)¹. NBS established a National Technical/Expert Team comprising of technical level staff from the NBS, other Government Ministries Departments and Agencies (MDAs), the Office of Chief Government Statistician (OCGS) in Zanzibar, and the Tanzania Data Lab to:²

- i. Establish the extent of alignment of the Tanzania National Five Year Development Plan (FYDP II) and the 2030 Agenda for Sustainable Development indicators;
- ii. Establish the current national statistical capacity to meet demand for data for monitoring/tracking of progress on the two development frameworks based on assessment of data availability, and;
- iii. Establish the cost of and plan data production activities.

The data gaps assessment (Phase I and II) was conducted between December 2016 and June 2018, in stages and activities, as outlined below.

Figure 3: Data Gaps Assessment with Advanced Data Planning Tool



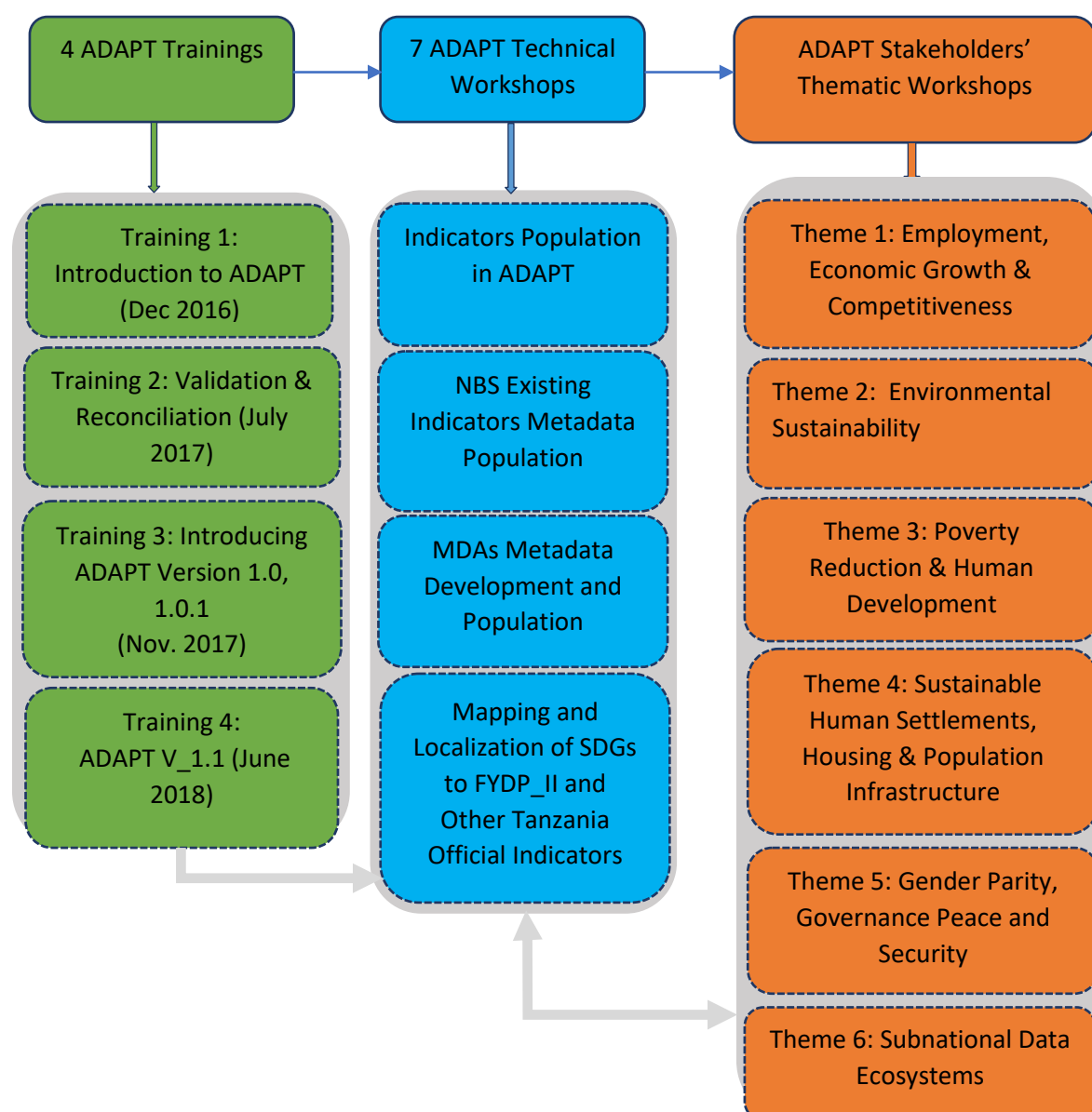
NBS organized seven technical workshops for the ADAPT experts' team between December, 2016 and June, 2018 in the course of which the FYDP II indicators and their metadata were developed, entered and mapped against the SDGs in ADAPT. The first phase of the Data Gaps assessment exercise was completed in July 2017.

The findings from the assessment were subsequently presented in thematic workshops organized in collaboration with development partners between December, 2017 and June, 2018, where stakeholders validated and enriched the assessment and discussed strategies to fill the identified data and capacity gaps in the National Data Ecosystem (*See Data Gaps Assessment Collaborative Activities Figure 4 below*).

¹ <http://www.paris21.org/advanced-data-planning-tool-adapt>

² Over the medium term, it is the aim of the National Statistics Offices to extend this analysis to cover data gaps assessment for monitoring of regional development frameworks (the Africa Union Agenda 2063 and the East Africa Community Vision 2050).

Figure 4: Data Gaps Assessment with Advanced Data Planning Tool



3. ADAPT Data Gaps Assessment Findings – Tanzania Mainland

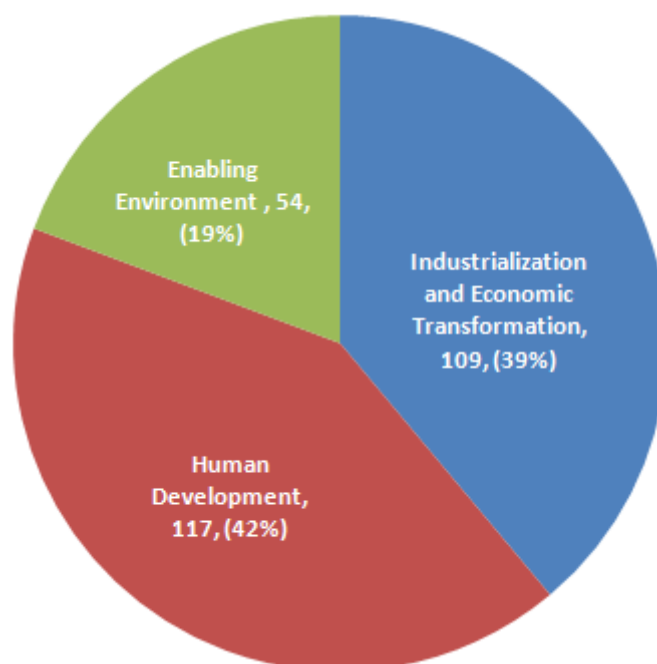
Key Findings

- Some data is available for monitoring of SDGs and the indicators are highly aligned with national priorities; however, data gaps are huge; only 39% of the required data are compiled by the National Bureau of Statistics, the remaining 61% is expected from administrative sources in Government MDAs including partnership with other data producers.
- Some thematic areas are doing relatively well in terms of availability of national level data, others are struggling and require intensive financial and technical support such as on Goal 7, 12 and 13;
- There is immense need to work on filling the gap on availability of indicators for the United Republic of Tanzania.
- Disaggregated data, sub national/local granular data availability still a challenge and will require greater collaboration among stakeholders in the data ecosystem to address the gaps.

3.1 FYDP II Indicators Framework

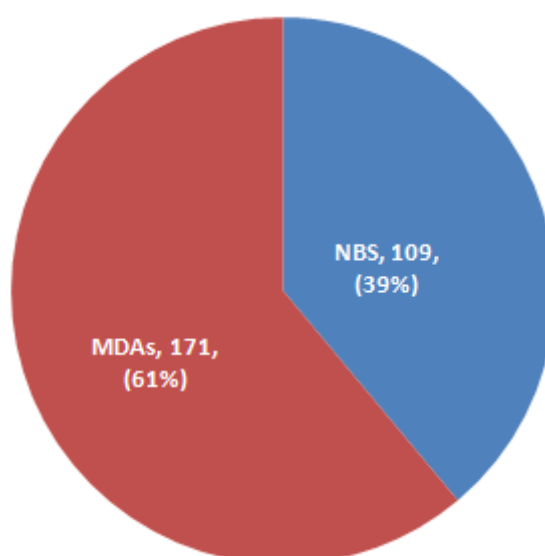
The Five years Development Plan (Tanzania Mainland) has 280 indicators distributed across 3 themes. The 4th theme, Implementation Effectiveness does not have national indicators yet in the FYDP II.

Figure 5: FYDP II Indicators by Intervention Theme



Data for Most of the Indicators for the FYDP II is expected from administrative sources. Surveys and Censuses carried out by the National Bureau of Statistics are estimated to account for about 39% of supply of data for FYDP II.

Figure 6: FYDP II Indicators Production by Organisation



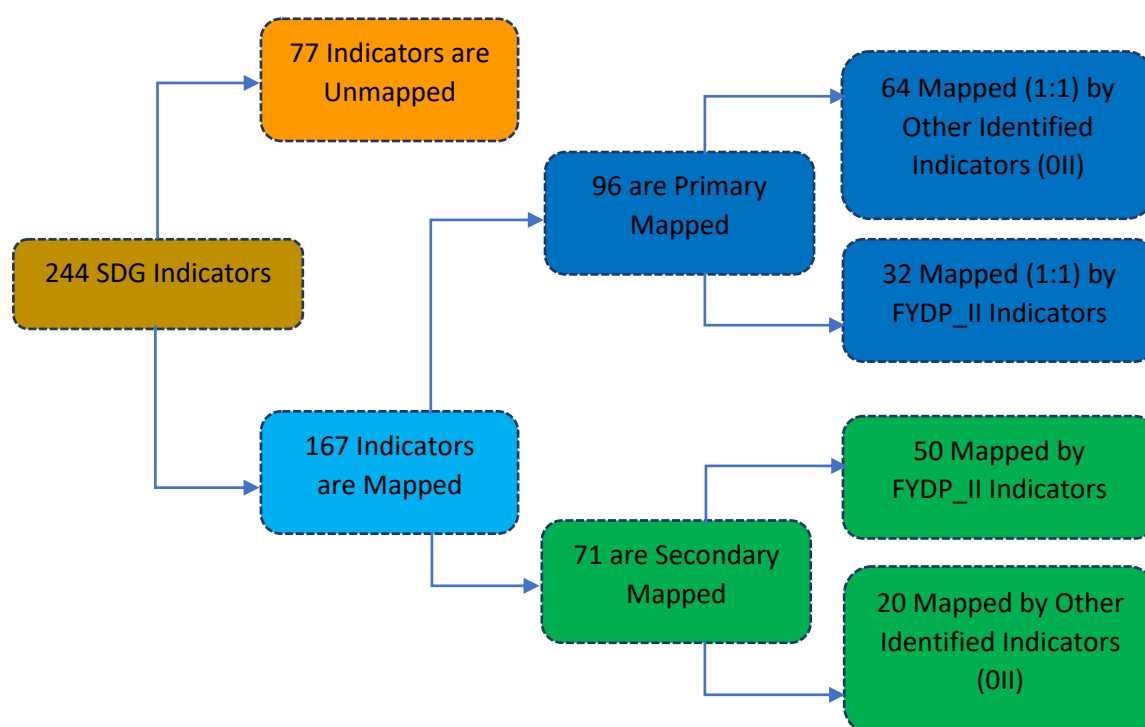
Key Message

National Strategy for Development of Statistics (NSDS) Phase II is geared towards strengthening production of administrative data system in the Local Government

3.2 SDGs Indicators Alignment with National Development Priorities

There is a strong alignment of SDGs with NFYDP II as well as with national Sectoral Development Priorities. The Data Gaps assessment shows that 240 of the 244 SDGs indicators are applicable to the Tanzanian context. Out of these, 167 indicators have been found to have resonance with national development priorities in the FYDP II and in the sectors (either very close – labelled as “Primary Mapped” or partial resonance – labelled as “Secondary Mapped”).

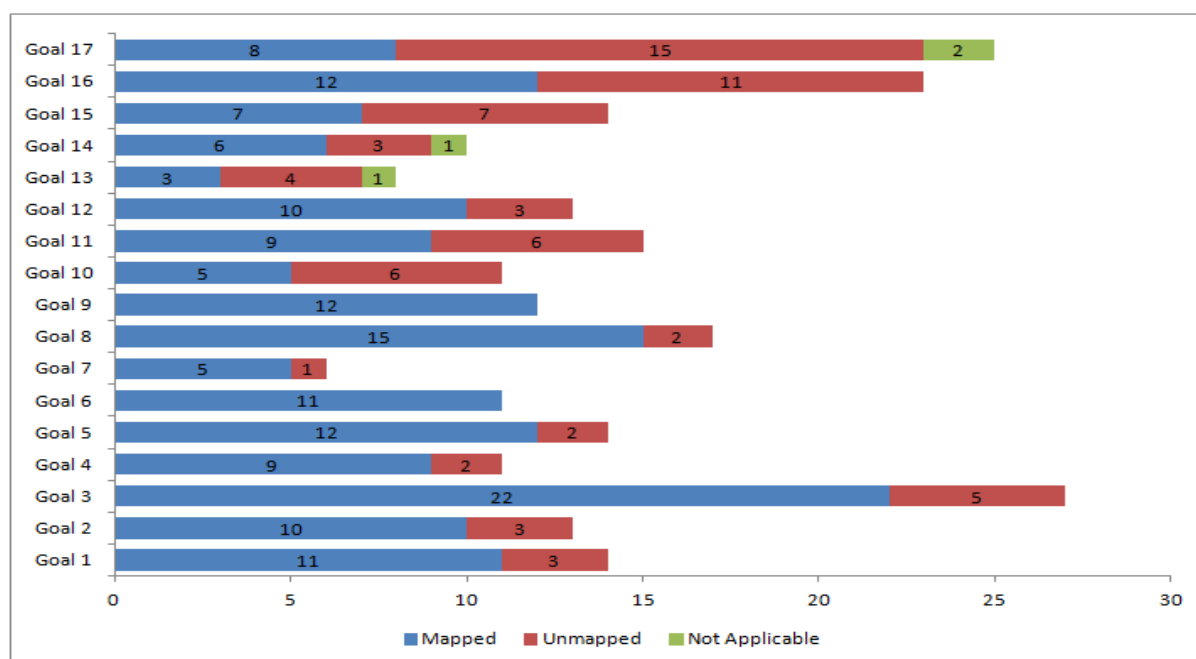
Figure 7: Alignment of SDGs Indicators Mapped with the National Development Priorities



Box 1: Criteria for Assessment of Data Gaps between SDGs and National Development Frameworks Indicators

- ❑ **Criteria 1: Fully reflected in National Development Frameworks (Primary Mapped)**
 - Clearly formulated in the FYDP II or as Other Identified Indicator (OII) relevant for sector priorities
 - Implying the same meaning and measurement
 - Not requiring further adjustment for domestication purposes.
 - No additional financial implication for FYDP II
- ❑ **Criteria 2: Partially reflected SDG indicators (Secondary Mapped)**
 - Partially captured in the FYDP II or in OII in terms of formulation, disaggregation and unit of measurement and other variables;
 - Calling for further adaptation and adjustment for full alignment with this particular SGD indicator
- ❑ **Criteria 3: Not reflected SDG indicators (Unmapped)**
 - Not reflected in FYDP II or OII
 - Calling for a separate strategy for data production
- ❑ **Criteria 4: Not applicable to Tanzania**
 - Indicators are not Applicable to the Tanzanian Context

Figure 8: Alignment of SDG Indicators to Tanzania Development Frameworks by SDG Goals



3.3 Data Availability for Monitoring SDGs

At present, Tanzania's ability to meet data needs for monitoring of SDGs indicators stands at 27% (67 of all SDG indicators). Of these 28 are SDG indicators that are mapped to FYDP II and the other 39 are other identified indicators (OI) mapped to national sector priorities.

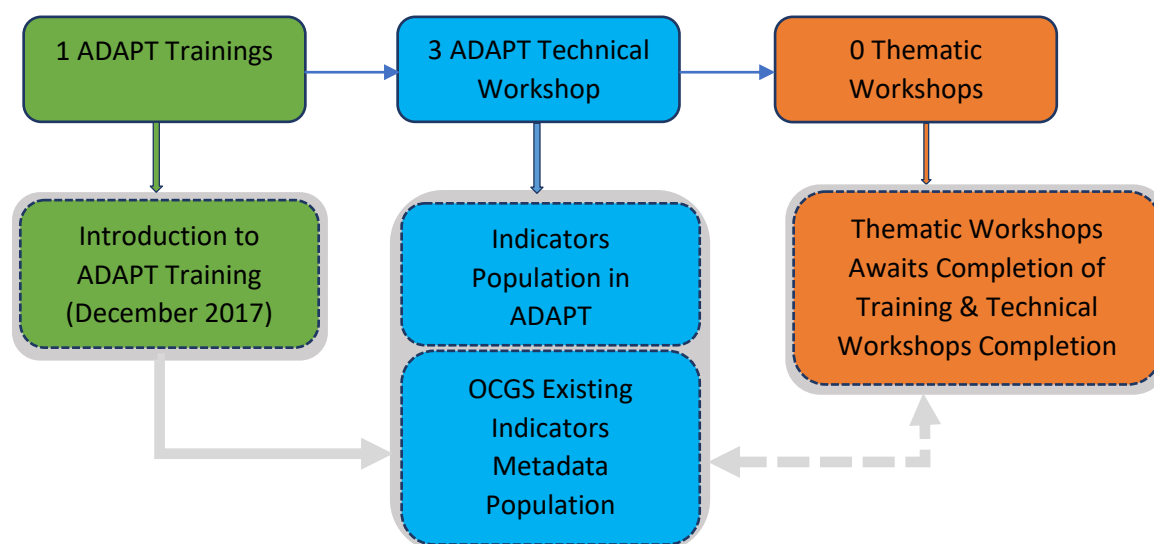
Table 1: Availability of Data for Monitoring Progress in SDGs Implementation, by Goals

	Mapped to FYDP II 2016/17 - 2020/21		Other Identified Indicators		Unmapped	Availability (%)	All SDG Indicators
	Is data for tracking the indicator currently available (Yes/No)						
Goal	No	Yes	No	Yes	No		
Goal 1	6	3	1	1	3	29	14
Goal 2	4	3	3		3	23	13
Goal 3	5	3	4	10	5	48	27
Goal 4	7	1	1		2	9	11
Goal 5	2	1	2	7	2	57	14
Goal 6	3		7	1		9	11
Goal 7	5				1	0	6
Goal 8	2	5	4	4	2	53	17
Goal 9	6	3	2	1		33	12
Goal 10	1		3	1	6	9	11
Goal 11	5	1	1	2	6	20	15
Goal 12	1	1	5	3	3	31	13
Goal 13	2		1		5	0	8
Goal 14	2		3	1	4	10	10
Goal 15	2	1	3	1	7	14	14
Goal 16	1	2	4	5	11	30	23
Goal 17	1	4	1	2	17	24	25
Grand Total	55	28	45	39	77	27	244

4. ADAPT Data Gaps Assessment is Ongoing in Zanzibar

Building on lessons from the Gaps Assessment on Tanzania Mainland, the Office of the Chief Government Statistician Zanzibar (OCGS) in collaboration with United Nations Population Fund (UNFPA) and Tanzania Data Lab (dLab) is in the process of undertaking data gaps assessment between MKUZA III and SDGs. As of June 2018, all MKUZA II indicators and their metadata have been entered into the ADAPT platform.

Figure 9: Progress in Implementation of Data Gaps Assessment with ADAPT in Zanzibar



5. Next Steps for the Tanzania Data Roadmap for Sustainable Development

In the coming months NBS will be working on the 3rd phase of the Data Gaps Assessment – costing and planning of data production activities to enhance ability of Tanzania to meet data needs for both the FYDP II and SDGs. This exercise will provide inputs for the development of the 2nd Phase of Tanzania’s National Strategy for the Development of Statistics (**Tanzania Statistics Master Plan II**). Working with Sector Lead Ministries, the NBS will also facilitate the process of localization of other identified SDGs indicators (OII) that though do not exist in the national development frameworks are relevant and linked with the national development priorities. Stakeholders at the national and global level are welcome to collaborate with the NBS, the OCGs and others in the national data ecosystem to address the data gaps by enhancing capacity for actors at the central and local level and by pooling together resources and expertise for more effective results.

**Group Photo of the Tanzania Technical Experts Team during one of ADAPT Training Sessions
at the Tanzania Data Lab**



In partnership with:

