



The share of employment in Agriculture has decreased from 66.9 percent in 2014 to 63.0 percent in 2018.



Employment in Manufacturing has increased from 6.5 percent of total employment in 2014 to 7.3 percent in 2018.



The United Republic of Tanzania

NBS Vision

To become a one-stop centre for official statistics in Tanzania.


NBS Mission

To produce quality official statistics and services that meet needs of national and international stakeholders for evidence based planning and decision making.

For More Information, Comments and Suggestions Please Contact:

Statistician General,
National Bureau of Statistics,
Jakaya Kikwete Road,
P.O. Box 2683 ,
Dodoma - Tanzania.

Tel: +255(0)26-2963822 | Fax: +255(0)26-2963828
Email: sg@nbs.go.tz | Website: www.nbs.go.tz



Labour Market Information in Tanzania, 2018



Employment Projections

Employment Estimate in Tanzania Mainland 2018 from Integrated Labour Force Survey - 2006 and 2014

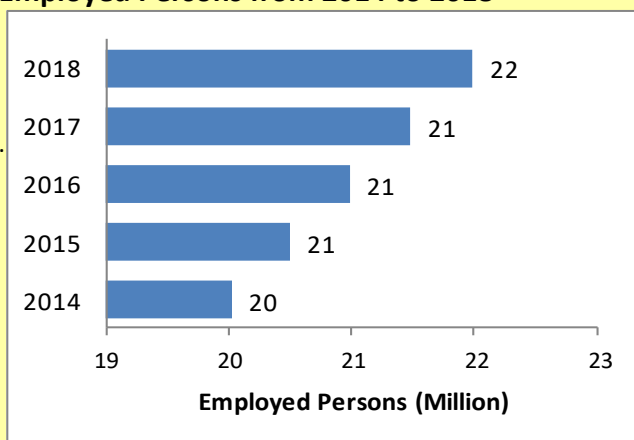
This brochure presents Employment Estimates for Tanzania Mainland based on Integrated Labour Force Surveys (ILFS) of 2006 and 2014. It highlights general employment status by major industries (i.e. agriculture, manufacturing and services), sector of employment and unemployment estimates.

Importance of Employment

Employment is an important part of the economic, social and environmental development process and procedure of any country. Employment provides financial freedom and decision-making power in the society. It is important for a country to absorb most of the existing labour force to boost the economy.

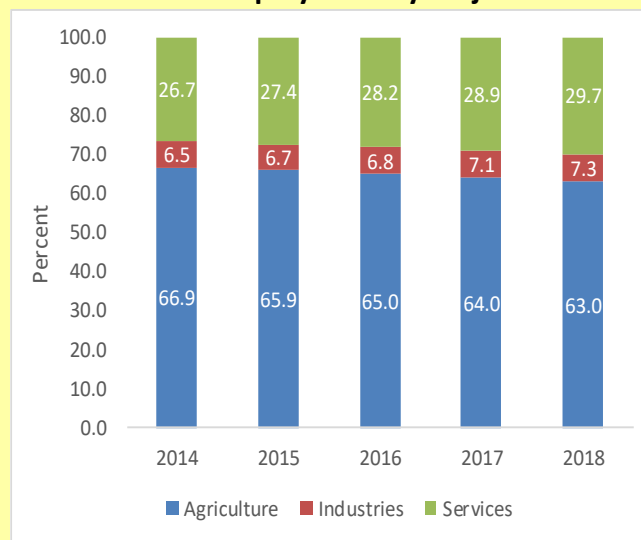
On the other hand, unemployed workforce is a wastage of the existing opportunities the economy holds. High levels of employment in any country is crucial as it helps keeping citizens away from involvement of unlawful activities.

Employed Persons from 2014 to 2018



The figure above shows that, the number of persons in employment has increased from 20.0 million in 2014 to 22.0 million in 2018. This indicates that, the economy has continuously been absorbing more employees into production of goods and services.

Distribution of Employment by Major Sector



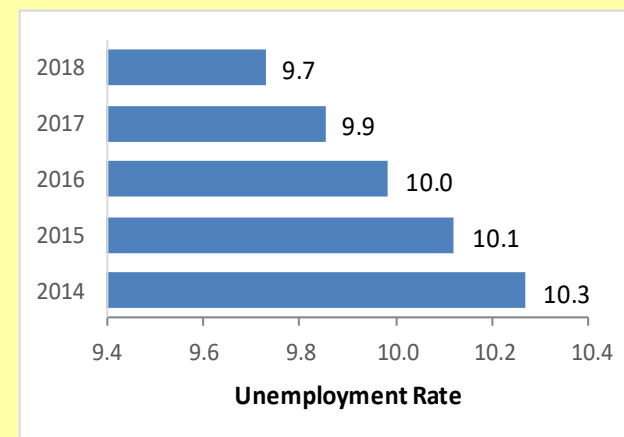
Sector of employment

Sector of employment is an important indicator in the Labour Market, it shows the sectoral ability to create jobs in an economy. In many countries, the private sector has been the main driver of the economy as well as employment. Results of the projected share of sectoral employment indicates that, private sector (including agriculture) has been the main driver of the Tanzanian economy with a proportion of 96.5 percent of total employment in 2014 with a relative same share of employment in 2018 (95.7 percent).

Unemployment

The unemployment rate is the best-known labour market measure and is one of the most widely quoted by media in many countries. The unemployment rate is a useful measure of the underutilization of the labour supply. It reflects the inability of an economy to generate employment for those persons who want to work but are not doing so, even though they are available for employment and actively seeking work. It is thus seen as an indicator of the efficiency and effectiveness of an economy to absorb its labour force and the performance of the labour market.

Unemployment Rate from 2014 to 2018



Results from the projections reveals that the unemployment rate in Tanzania has been decreasing from 10.3 percent recorded in 2014 to 9.7 percent in 2018. This reveals that the economy has been doing well in absorbing the ever increasing labour force in the country.