

PRESS RELEASE

SUMMARY REPORT OF QUARTERLY GROSS DOMESTIC PRODUCT FIRST QUARTER (January –March) 2012

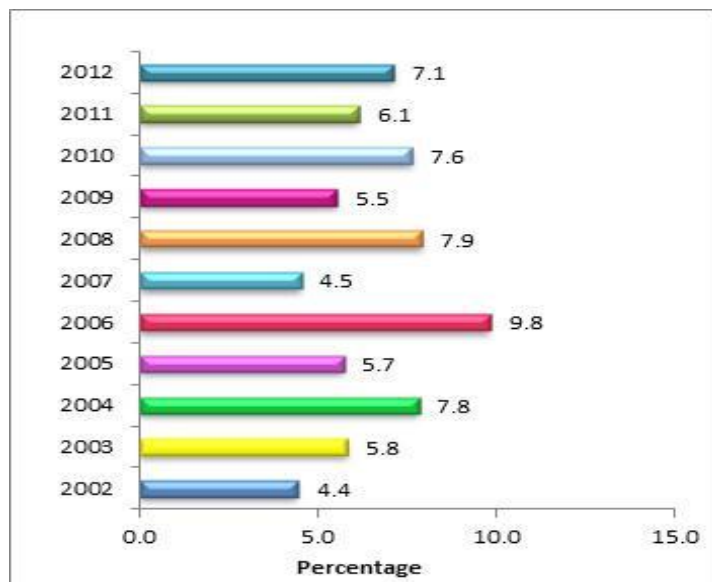
Quarterly Gross Domestic Product measures the value of all goods and services produced within a country out of economic activities. This report is for the period of January to March, 2012.

The Real Gross Domestic Product at market prices is estimated to have increased at a growth rate of 7.1 percent in the first quarter of 2012 compared to growth rate of 6.1 percent recorded in the first quarter of 2011. This is an increase of growth rate by 1.0 percent during the period under review.

In absolute terms, the QGDP for the quarter under review was 4,220,535 million shillings in 2012 compared to 3,940,261 million shillings in 2011.

During the period under review, the generation of electricity and mineral production registered high increase in the economy as compared to the similar quarter of 2011.

Chart 1: GDP Percentage Growth Rates for the First Quarter, 2012



ECONOMIC PERFORMANCE BY ACTIVITY

AGRICULTURE

Gross Domestic Product for this activity (crops, livestock and forestry) recorded a growth rate of 1.4 percent in the first quarter of 2012 compared to negative 1.2 percent recorded in the similar period of 2011. The performance was on account of good rainfall received in regions that are potential for agricultural production and the Government efforts of improving agriculture production through provision of subsidized farm implements.



FISHING

Fishing activity recorded a growth rate of 2.6 percent in the first quarter of 2012 compared to a growth of 2.1 percent in the corresponding quarter of 2011. The growth rate was mainly attributed to increase of demand for fish and fish products both at local and foreign markets.



MINING AND QUARRYING

The activity recorded a growth rate of 14.3 percent in the first quarter of 2012 compared to a growth rate of 0.8 percent in the similar first quarter of 2011. The growth rate was attributed to the increase in gold and diamond production. The gold produced increased from 8,140 Kgs in the first quarter of 2011 compared to 16,736 Kgs in the similar quarter of 2012. Diamond produced increased from 10,472 carats in the first quarter of 2011 compared to 57,330 carats in the corresponding quarter of 2012.



MANUFACTURING

The activity recorded a growth rate of 4.8 percent in the first quarter of 2012 compared to 4.6 percent in the corresponding quarter of 2011. This is an increase in growth rate by 0.2 percent during the period under review. The growth was mainly attributed to reliable power supply during the period under review.



ELECTRICITY, GAS AND WATER

The growth rate of electricity was 9.0 percent in the first quarter of 2012 compared to 6.6 percent in the similar quarter of 2011. The increase in growth rate by 2.4 percent was attributed to the increase in electricity generation from 1,287million Kwh in the first quarter of 2011 to 1,395 million Kwh in the corresponding quarter of 2012.



CONSTRUCTION

Construction activity grew at a rate of 3.7 percent in the first quarter of 2012 compared to a growth rate of 0.4 percent in the corresponding quarter of 2011. The growth rate is attributed to increase in the construction activities during the reference period. The construction activities include the ongoing construction of a bridge across Malagarasi river, road construction from Nangurukuru to Lindi, Songea to Tunduru, Songea to Mbamba Bay and Singida to Babati.



WHOLESALE AND RETAIL TRADE

This activity recorded a growth of 9.0 percent in the first quarter of 2012 compare to 13.7 percent recorded in the similar quarter of 2011. This is the decrease in growth rate of 4.7 percent caused by a slight increase in traded domestic manufactured goods and imports of merchandized goods.




HOTELS AND RESTAURANTS

Hotels and restaurants recorded a growth rate of 3.8 percent in the first quarter of 2012 compared to 3.1 percent in the corresponding quarter of 2011. The increase in growth rate of 0.7 percent was attributed to increase in the number of domestic and international visitors in hotels.



TRANSPORT AND COMMUNICATION

The activity recorded a growth rate of 16.4 percent in the first quarter of 2012 compared to 15.1 percent in the similar quarter of 2011. The performance is attributed to increase in the volume of cargo handled, passengers transported and airtime used by mobile phone customers during the period.



FINANCIAL INTERMEDIATION

The activity recorded a growth rate of 15.0 percent in the first quarter of 2012 compared to 10.0 percent in the same quarter of 2011. The performance was attributed to an increase in levels of deposits and lending by commercial banks.



PUBLIC ADMINISTRATION

The activity recorded a growth rate of 6.4 percent in the first quarter of 2012 compared to 6.0 percent in the corresponding quarter of 2011. The growth rate is attributed to the services provided by government employees during the reference period.




EDUCATION

The activity recorded a growth rate of 6.1 percent in the first quarter of 2012 compared to 5.7 percent in the corresponding quarter of 2011. The growth rate was due to increase in the number of pupils/students enrolled and related services provided during the period.



REAL ESTATE AND BUSINESS SERVICES

The activity recorded a growth rate of 8.2 percent in the first quarter of 2012 compared to a growth rate of 8.8 percent in the similar quarter of 2011. This is the decrease in growth rate of 0.6 percent caused by slight increase in the number of renters during the period under review.



HEALTH, OTHER SOCIAL, COMMUNITY AND PERSONAL SERVICE

The activity recorded a growth rate of 5.1 percent in the first quarter of 2012 compared to 5.2 percent in a similar quarter of 2011. This is the decrease in growth rate of 0.1 percent caused by slight increase in the provision of other social, community and personal services during the period under review.



For further information please contact

Director General,
National Bureau of Statistics,
P.O. Box 796 Dar es Salaam.

Tel: +255 22 212 2722/3/4

Fax: +255 22 2130852

Email: dg@nbs.go.tz, Website: www.nbs.go.tz