

POLICY BRIEF

UTILIZING BASIC DEMOGRAPHIC AND SOCIO-ECONOMIC DATA FOR EFFECTIVE POLICY AND DEVELOPMENT PLANNING IN TANZANIA

2024

POLICY BRIEF

**UTILIZING BASIC DEMOGRAPHIC AND SOCIO-ECONOMIC
DATA FOR EFFECTIVE POLICY AND DEVELOPMENT
PLANNING IN TANZANIA**

2024

1.0 Background Information

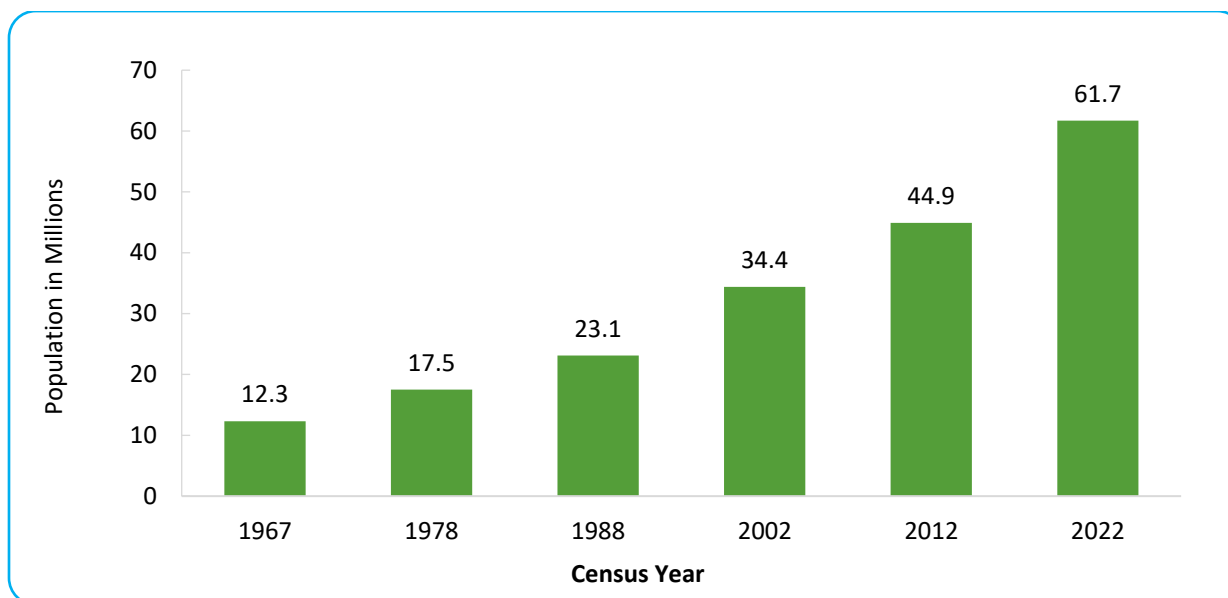
The 2022 Tanzania Basic Demographic and Socio-Economic Profile provide a short descriptive analysis of indicators on main thematic areas covered in the 2022 Population and Housing Census (2022 PHC) that can be used to measure the achievements and shortcomings in the implementation of National, Regional, and International programmes. Indicators covered in the Basic Demographic and Socio-Economic Profile are population size; growth and distribution; age and sex profile; household composition; marital status; national identification documents and citizenship; survival of parents and orphanhood; education literacy and numeracy; employment and economic activities; as well as disability. Other indicators are land ownership, housing characteristics, assets ownership, access and use of Information Communication and Technology (ICT) equipment and environmental control.

This policy brief seeks to highlight the importance of utilizing the data from the Basic Demographic and Social Economic Profile Report in Tanzania to inform policies, programmes and investments that will drive sustainable development and improve the quality of life for all Tanzanians. Specifically, main beneficiaries of this brief are policymakers, planners and investors from Government and Non-State Actors.

2.0 Population Size, Growth and Distribution

Population size is usually the first demographic fact that any population census intends to obtain. Determining population size is important for planning, monitoring and establishing required resources for the socio-economic development of any country. An increase in population results in increased demand for social services such as education, health, infrastructure as well as restructuring of administrative areas, urbanization and land use. Population growth may result in high unemployment, limited resources to meet the basic socio-economic services of the population, environmental pollution particularly, greenhouse gas emissions, land degradation and disruption of water sources caused by human activities.

Figure 1: Population Trends in Tanzania, 1967 – 2022 PHCs



Key Findings

Population of Tanzania is growing at an average annual rate of 3.2 percent

Policy Implication

- i. The population of Tanzania has been growing at an average annual rate of 3.2 percent from 2012 to 2022. This has translated to an increase of 16.8 million persons which is equivalent to 37.4 percent for the period of ten years. At this rate, the population of Tanzania is expected to double in the next 22 years. This means that, by the year 2044 population of Tanzania is expected to be 123.4 million persons;
- ii. A well-managed population growth may result to better economic opportunities through improved household savings that stimulate investments and subsequent poverty reduction. This implies among others, an increase in the labour force and participation rate which is crucial in the production of goods and services leading to competitive businesses, increased per capita income and market shares of commodities which have a direct impact on social and economic development;

- iii. On the other hand, a rapid increase in population may result in the following:-
- Unemployment, environmental pollution particularly, greenhouse gas emissions, land degradation and disruption of water sources caused by human activities;
 - Increased demand for social services such as education, water, transport infrastructure, energy, housing and health services leading to an increase in public budgets and thus slowing the process of capital formation and savings for productive investment; and
 - Need for restructuring of administrative areas, unplanned urbanization as well as limited access and utilization of land.

Recommended Policy Action

- i. The Government should consider updating the National Population Policy of 2006 whose main objective was to integrate population policy issues in the planning and implementation of the National development plans;
- ii. The Government and Non-State Actors should expedite strategies that will enable girls and boys to get basic education from primary to four years of secondary education to discourage early marriage among girls;
- iii. The sector ministry should consider strengthening the provision of family planning services to reach all women of reproductive age; and
- iv. The Government should consider strengthening programmes related to women's economic empowerment to encourage decision-making on their reproductive health.

Doubling of the current population to 123.4 million by 2044 is:-

- ***A curtain-raiser for strategic interventions on social, economic and environmental resources,***
- ***Key determinant for strategic investment and trade decisions in the region.***

3.0 Age and Sex Profile

Age and sex are the most fundamental demographic characteristics of human populations. They are important variables in the study of population dynamics, demographic analysis, social functions and responsibilities as well as in socio-economic development processes. Age is an important variable for planning and making important decisions in public administration for different population groups. For instance, age is used in provision of health care services, food and shelter, labour force participation, school enrolment and in making population forecasts.

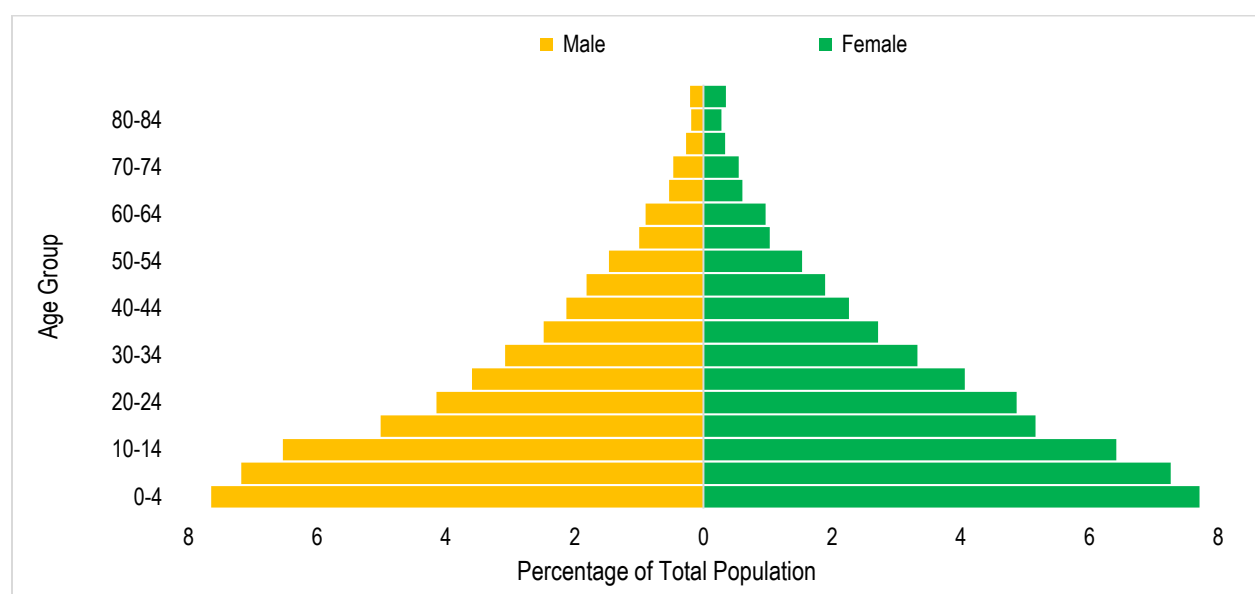
Key Findings

- a) *Tanzania's population is characterized by a young age structure, with 42.8 percent of the total population below 15 years;*
- b) *About six percent of the population in Tanzania is aged 60 years or above; and*
- c) *Age dependency ratio of Tanzania is 87 dependants per 100 working age population.*

Policy Implication

- i. The broad-based pyramid for Tanzania is a result of young population caused by high fertility rates among women of reproductive age and high mortality rates as ages increase. The presence of a young population carries significant policy implications across various sectors, including education, employment, healthcare and social development. Understanding these implications is crucial for policy makers to make informed decisions and implement effective strategies to harness the potential of the youth population and ensure their positive contribution to medium- and long-term national development plans (Demographic Dividends);
- ii. The increased number of elderly persons indicate an increased demand for social protection for the elderly; and
- iii. A high dependency ratio increase demand for social services and long-term care services; high burden of public finances to cover the associated costs of providing social services; and reduce productivity growth.

Figure 2: Population Pyramid by Five Year Age Groups; Tanzania, 2022 PHC



Recommended Policy Action

- i. The Government should continue to sustain provision of quality early childhood development and education, developing effective primary and secondary school systems to ensure that all children have the opportunity to learn and develop to their full potential;
- ii. The Government should continue to allocate enough resources to cater for education, health and nutrition, social security and protection which are child right as stipulated in the Child Development Policy of 2008 and Zanzibar Children's Act No 6 of 2011;
- iii. The ongoing development of the Tanzania Development Vision 2050 and its medium- and long-term perspective plan to consider the future of young population and the elderly; and
- iv. The Government and Non - State Actors should consider updating and implementing the National Ageing Policy which address recognition of older people as an important resource in national development, allocation of enough resources, involvement in decision making, income generation activities and provision of legal protection.

Tanzanian can benefit from its youthful population structure by investing in human capital and industrialization

4.0 Private Households

Tanzania has a total of 14,152,803 private households of which 8,547,333 households (60.4%) are in rural areas and 5,605,470 (39.6%) are in urban areas. Female-headed households in Tanzania increased from 33.5 percent in 2012 to 35.9 percent in 2022.

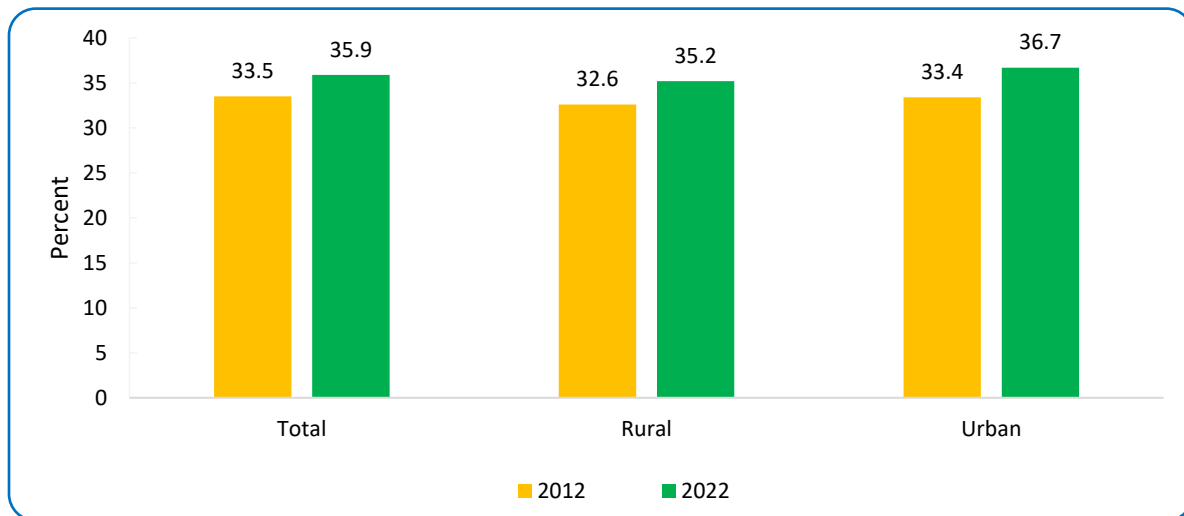
Key Finding

About 36 percent of all households are headed by females

Policy Implication

The increase of female headed households is largely due to changing economic and social dynamics such as death, separation and divorce resulting from gender violence, poverty and rural-urban migration. These factors in many cases negatively affect women and children economically, psychologically and emotionally.

Figure 3. Percent of Female headed Household by Residence; Tanzania, 2012 - 2022 PHCs



Recommended Policy Action

- i. The Government and partners to strengthen women economic empowerment initiatives, conduct education and awareness campaigns and promote equal economic and social opportunities; **and**

- ii. Government and partners need to enforce policies and laws that ensures gender equity and equality, prevent domestic violence and equal access to marital properties.

5.0 Marital Status

The information on marital status helps government and other users to understand marriage trends, forecast future needs of programmes that have spousal benefits and measure the effects of policies and programmes that focus on the well-being of families, including financial assistance programmes. The mean age at first marriage in Tanzania has increased over time. Mean age at first marriage for females has increased from age of 21.1 in 2002 to 22.3 years in 2022. However, the current Government policies on education have started showing positive signs. Results shows less than one percent of girls aged 10 – 14 and 16. 5 percent of those aged 15 – 19 are married. Governments across the world have committed to ending child marriage by 2030 through the Sustainable Development Goals (SDGs).

Key Findings

- a) *About two percent (1.5%) of the population got married at a younger age (10 - 14 years);*
- b) *Mean age at first marriage for females is 22 years while for males it is 26 years;*
- c) *About four percent (3.7%) of persons aged 15 years and above are divorced; and*
- d) *About five percent (4.9%) of persons aged 15 years and above are widowed.*

Policy Implication

- i. Early marriages have a potentially lifelong harmful consequences such as increased domestic violence, early pregnancies, negative health consequences, denied opportunities such as education and economic as well as psychological consequences; and
- ii. The increase of divorce and widowhood may lead to change of family formation, that can result into unbalanced upbringing of children by single parents which often

leads to the child's lack of basic needs services including quality education and health.

Recommended Policy Action

- i. The Government and other partners need to integrate girls' education into early marriage prevention interventions;
- ii. The Government and other stakeholders should continue to raise public awareness on the repercussions of early marriages; and
- iii. The Government, Faith Based Organisations and other partners should continue advocating for strong family values.

Education policies of free basic education and prolonged the duration of basic education has resulted into decrease of child marriages

6.0 Identification Documents

An identification document is any official document that is used to prove a person's identity. Identification documents used in the 2022 PHC include birth certificates and notification, National Identification Cards, Zanzibar Identification, driving licenses and Voters Identification Cards. Other identification documents are passport, national/community health insurance and other health insurance cards and elderly exemption treatment card.

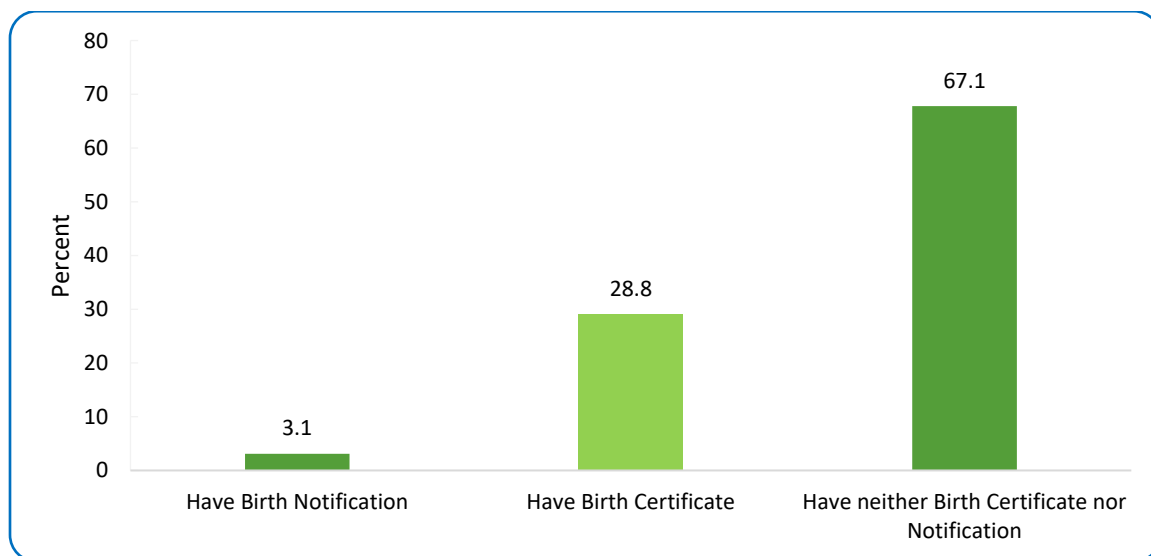
Key Finding

- a) ***About 67.1 percent of population had neither birth certificate nor birth notification***

A birth certificate is a vital record that documents the birth of a child. It facilitates access to social services such as health requirements and school registration. Further, it is a useful document for children below 18 years when applying for national identification card, voter registration and driving license. They also help in associating

information in the national databases, national security issues and law enforcement.

Figure 5: Status of Birth Certificate and Notification in Tanzania, 2022 PHC



Policy Implication

- i. Majority of Tanzanians have no birth registration which is contrary to Births and Deaths Registration Act, (CAP 108, R.E 2002) that stipulates a birth is required to be registered within 90 days of the occurrence. This implies that the Government cannot plan appropriately for the future needs of children. While at an individual level, birth certificate is the basic requirement for accessing services such as education, health and when applying for national identity card; and
- ii. Birth registration provides essential and up to date demographic data that is crucial for effective policy formulation and development planning. Without accurate birth registration, government and stakeholders will be unable to plan for future needs and allocation of resources effectively.

Recommended Policy Action

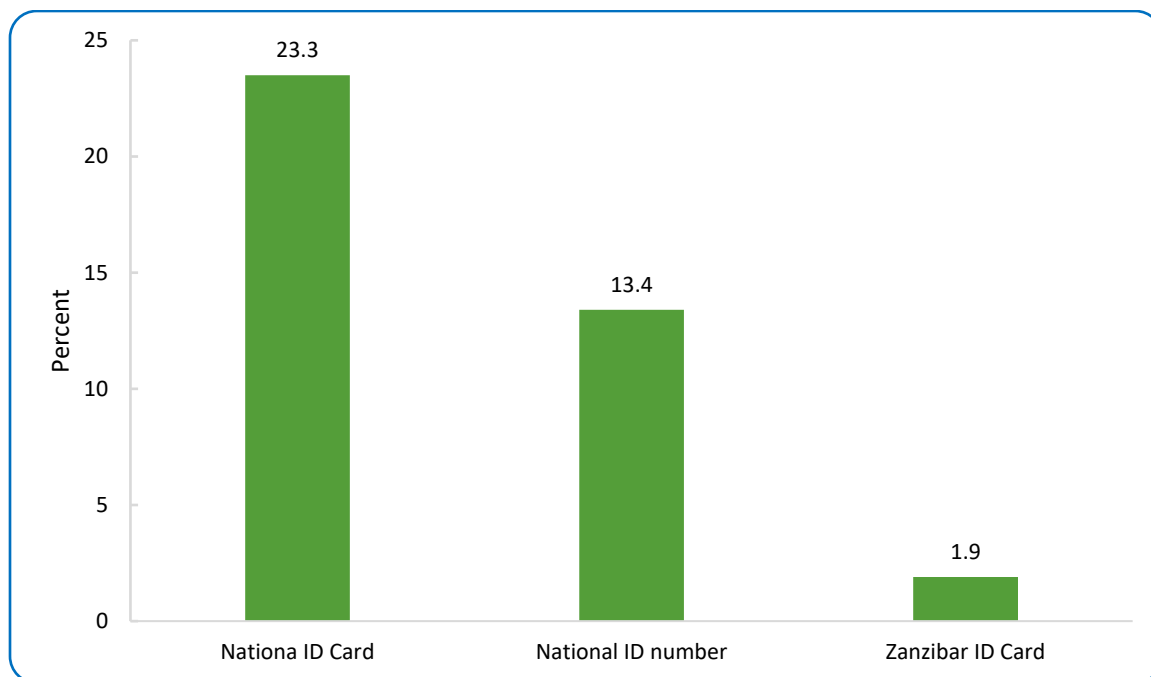
- i. The Government should continue to strengthen the capacity of institutions responsible for registrations of vital events; and

- ii. The Government should continue strengthening the routine data system including registration of vital events to complement the census data on demographic information.

b) Twenty three percent (23.3%) of persons aged 18 years and above have National Identification Cards.

Establishment of universal and effective identification system is for a country to attain Target Number 16.9 of the United Nations Sustainable Development Goals (SDGs), which aims at “providing legal identity for all”, by 2030. Mindful of SDGs, the Third National Five-Year Development Plan articulates the country plan to register and issue National Identification Cards to all eligible citizens who have attained 18 years and above by June 2026.

Figure 6: Percentage of Population aged 18 Years and Above Possessing National Identification Cards; Tanzania, 2022 PHC



Policy Implication

With reference to Registration and Identification of Persons Act of 1986 (R.E 2012), National Identification Authority (NIDA) has the mandate to register and issue national identity cards to all citizens, legal residents and bona fide refugees.

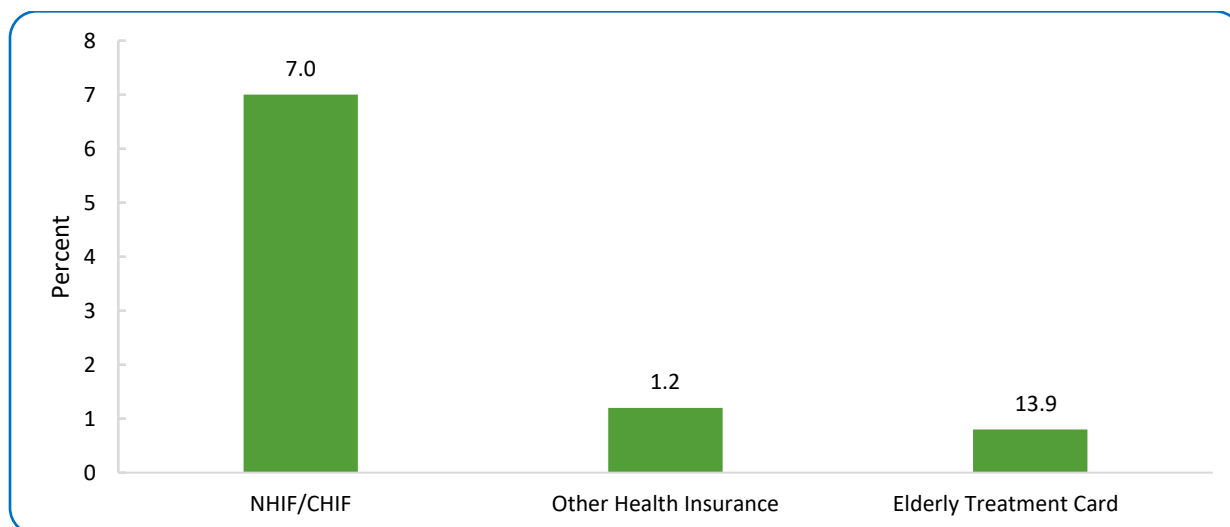
Recommended Policy Action

- i. The Government and Non-State Actors to raise public awareness on the importance of these documents; and
 - ii. The Government should continue to support and strengthen institutions responsible for issuing National ID.
- c) ***About 7.0 percent of all persons in Tanzania have health insurance from National Health Insurance Fund (NHIF) or Community Health Insurance Fund (CHIF) and only 1.2 percent of all persons have insurance from private health insurers***

Good health is an important element required for national development, poverty alleviation and other development gains. To achieve this, the Government has since independence continued to emphasise on delivery of equitable and quality preventive, promotive, curative and rehabilitative health services at all levels. Adequate health insurance cover, will enable many people to access health services at affordable costs and hence a health society that is productive to attain economic and social prosperity.

Figure 7: Percentage of Population Possessing Health Insurance Cards by Type; Tanzania, 2022

PHC



Policy Implication

- i. Majority of people are not covered by health insurance implying that they will need to spend a lot of resources (which they may not have when needed) to access health services. Recently enacted Universal Health Insurance Act of 2023, is a right and bold decision towards ensuring that all Tanzanians have access to quality health services; and
- ii. Only 1.2 percent of population is insured through private health insurance companies.

Recommended Policy Action

- i. The Government to undertake public awareness and education campaign on the newly enacted Acts (Universal Health Insurance Act of 2023 for Tanzania and Zanzibar Health Service Fund Act of 2023) to promote access to health services through prepaid mechanisms; and
- ii. Sector ministry to encourage private health insurance companies to review their existing policies to attract more members.

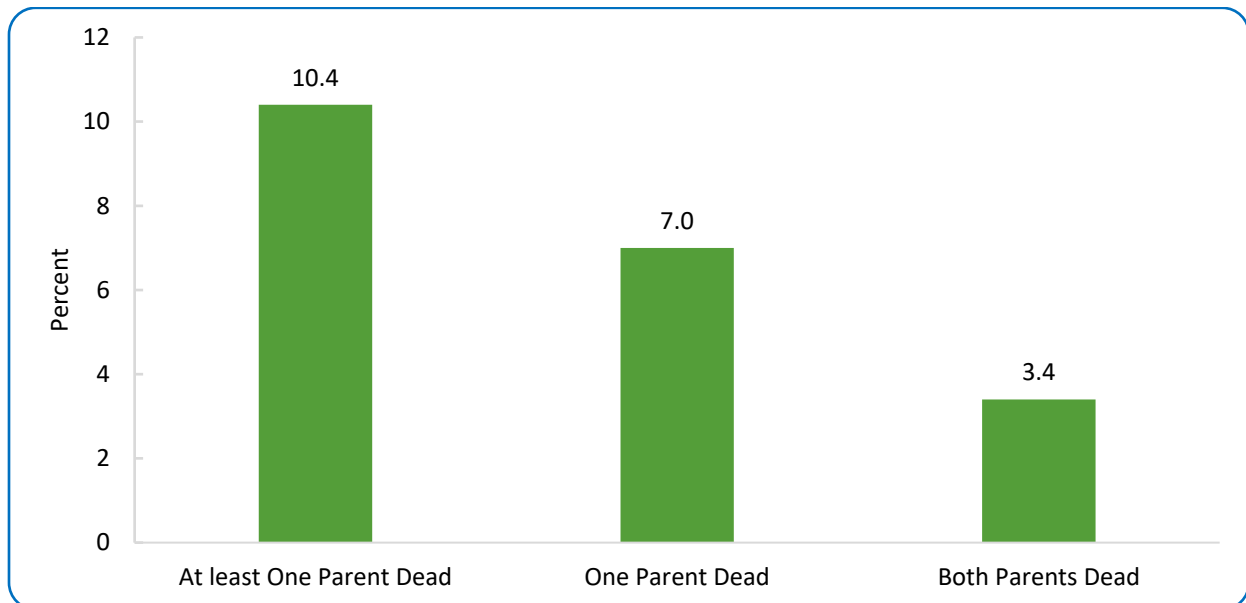
Issuance of National Identification Card in Tanzania remains low, more efforts are needed

7.0 Survival of Parents and Orphanhood

Information about the survival of parents helps to determine the extent of orphanhood in a society and for making evidence-based decisions. The death of parents has a significant negative impact on the wellbeing and survival of young children, especially those who are under 5 years.

The children who lose one or both parents are deprived of love and care from mother and father. They are subjected to struggle to fend for themselves and rebuild their young lives without the support of one or both parents. This makes them vulnerable emotionally, psychologically, socially and economically as they find themselves lacking the life necessities such as food, healthcare and education. Orphans who lose both parents have in some cases become heads of household with the elder orphan assuming the roles of father and mother to take care of his or her younger siblings.

Figure 8: Status of Orphanhood; Tanzania, 2022 PHC



Key Finding

About ten percent of children in Tanzania are orphans (7.0% have one parent dead and 3.4 % have both parents dead).

Policy Implication

- i. Orphanhood may result in an increase of street children, as well as an increased number of households headed by children that may increase child poverty, characterized by sufferings, disease, social abuse, and lack of basic services; and
- ii. The increase of orphanhood (7.7% in 2012 to 10.4% in 2022) has led to increased burden (in term of costs of care) to families, households and government.

Recommended Policy Action

- i. The Government in collaboration with other stakeholders need to put in place a mechanism that can reduce negative effects on orphans including measures that promote and support communities to provide care and services;
- ii. The Government in collaboration with partners need to strengthen targeting mechanism to minimise error in identification of needy families;
- iii. The Government in collaboration with partners to avail opportunities for education, health and other services to the orphans; and
- iv. The Government and partners to sustain existing mechanism of cash transfers to most vulnerable households such as Productive Social Safety Nets (PSSN) under TASAF.

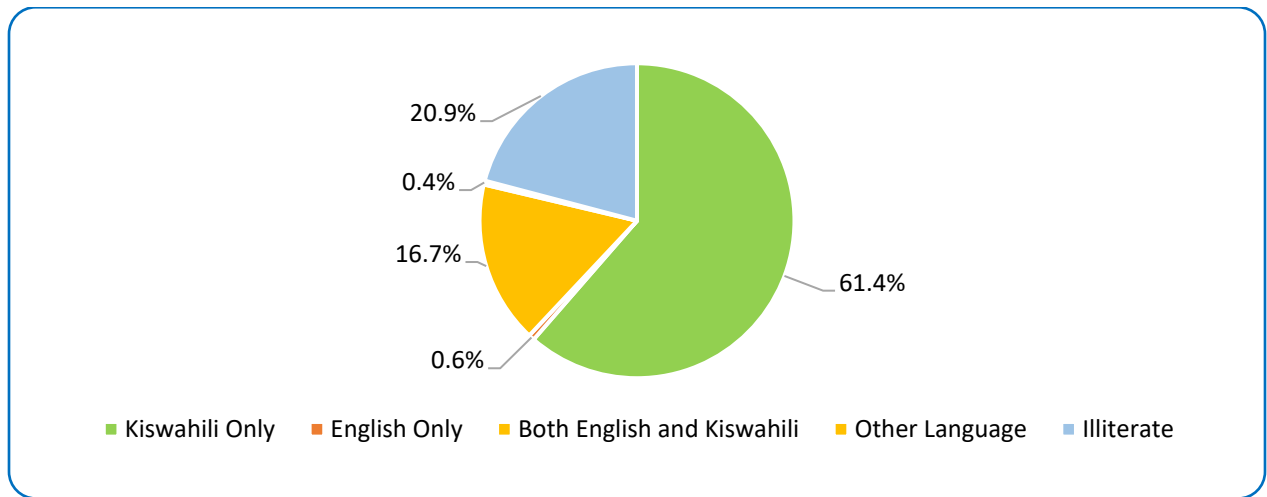
Orphanhood in Tanzania has increased; mitigation measures are urgently required

8.0 Education and Literacy

Education is one of the most important factors in social development. Education is highly associated with various socio-economic variables, including income and fertility. Information on education is analysed using literacy, numeracy, school attendance, enrolment, dropout and educational attainment.

National, Regional and International community have been addressing illiteracy problem through various initiatives such as The Third Five Year Development Plan (FYDP III), Africa Agenda 2063 and the Sustainable Development Goals (Agenda 2030).

Figure 9: Percentage of Population Aged Five Years and Above by Literacy Rate; Tanzania, 2022 PHC



Key Finding

- a) Literacy rate among persons aged five-years and above is 79.1 percent and 83.0 percent for those aged 15 years and above.**

Policy Implication

- i. The country has made a significant achievement in eradicating illiteracy, a step which empowers and liberates people, reduces poverty, increases participation in the labour market and has positive effect on health and sustainable development; and
- ii. Higher literacy rate is associated with a healthier population, less crime, greater economic growth and higher employment rates.

Recommended Policy Action

- i. The Government and stakeholders should continue to allocate resources to eradicate illiteracy completely in the country through educational reforms and community engagements;
- ii. Sector Ministries and Non-State Actors need to ensure that programmes for eradicating illiteracy are sustained; and
- iii. The Governments and other partners need to strengthen strategies to reach people with low literacy rates including people with disabilities and underserved populations living in rural areas.

b) Net Enrolment Rate (NER) for primary schools is 83.3 percent; and

c) Gross Enrolment Rate (GER) for primary schools is 123.2 percent.

Net Enrolment Rate in primary education is the proportion of children aged 7-13 years who are enrolled in primary school to the population of children who are 7-13 years of age. There is an improvement in NER from 76.8 in 2012 Census to 83.3 percent in 2022 Census.

Gross Enrolment Rate is the number of children attending primary school regardless of age divided by the total number of children aged 7-13 years. GER increased from 94.6 percent in the 2012 Census to 123.2 percent in 2022 Census.

Policy Implication

- i. Increased enrolment in primary schools leads to increased demands for more resources including capitation grants, school infrastructure, human and financial resources, as well as other facilities; and
- ii. The increase in Gross Enrolment Rate is the result of the Government policy to allow over-age and left behind children to be enrolled in school thus leading to a GER of over 100.

Recommended Policy Action

- i. The Government and stakeholders need to expand education facilities and human resources to cater for the increased enrolment at the primary level; and
- ii. Sector Ministries and Non-government Actors need to strengthen the plans for secondary and tertiary levels to accommodate the increased number of pupils enrolment at the primary level.

Literacy and enrolment rate has increased in Tanzania over the decade, with significant regional differentials

9.0 Employment and Economic Activities

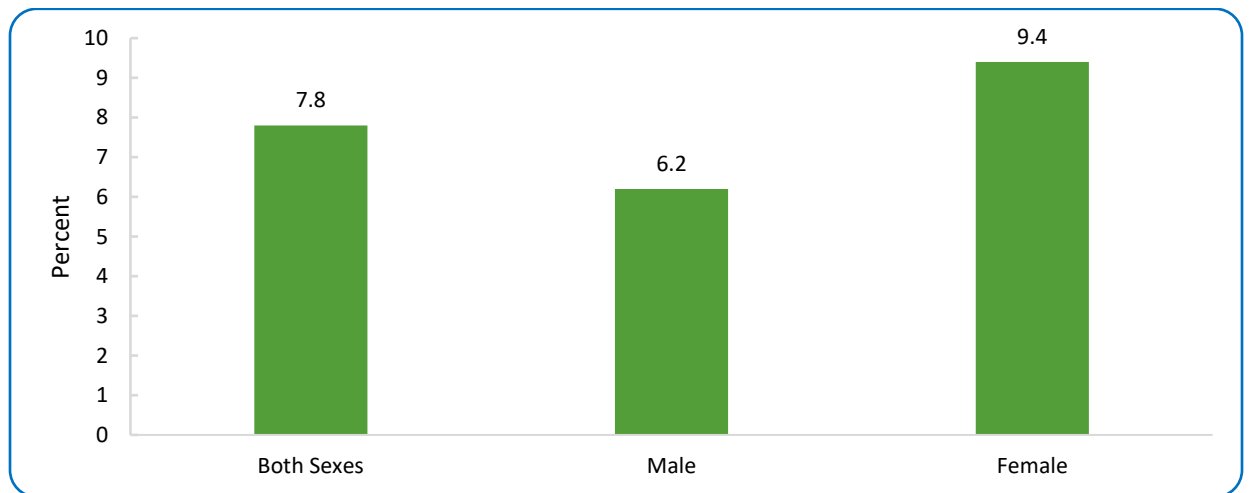
Statistics on employment and economic activities are important inputs for planning labour-related policies and programmes. They are useful to ascertain the size and structure of the working-age population and its distribution by main occupation, industry and employment status. Information from the Census is critical in setting the baseline data for making appropriate interventions to enhance labour force participation.

Key Finding

a) *The unemployment rate is 7.8 percent*

Unemployment has a significant impact on individuals and families. Unemployment leads to financial hardship and unemployed individuals may experience social isolation and a loss of self-esteem. The 7.8 percent is based on the relaxed international definition of unemployment.

Figure 10: Unemployment Rate for Persons Aged 15 Years and Above by Sex; Tanzania, 2022 PHC



Policy Implication

- i. The 7.8 percent unemployment rate for Tanzania is moderate. This indicates a healthy economy with a balance of labour supply and demand. Moderate unemployment encourages employers to offer better remuneration to attract and retain employees;
- ii. A moderate unemployment rate leads to a decrease in consumer spending which can negatively impact the economy and therefore decrease the standard of living; and
- iii. High unemployment rate may also lead to an increase in crime rates, social unrest, financial hardship, social isolation and a loss of self-esteem.

Recommended Policy Action

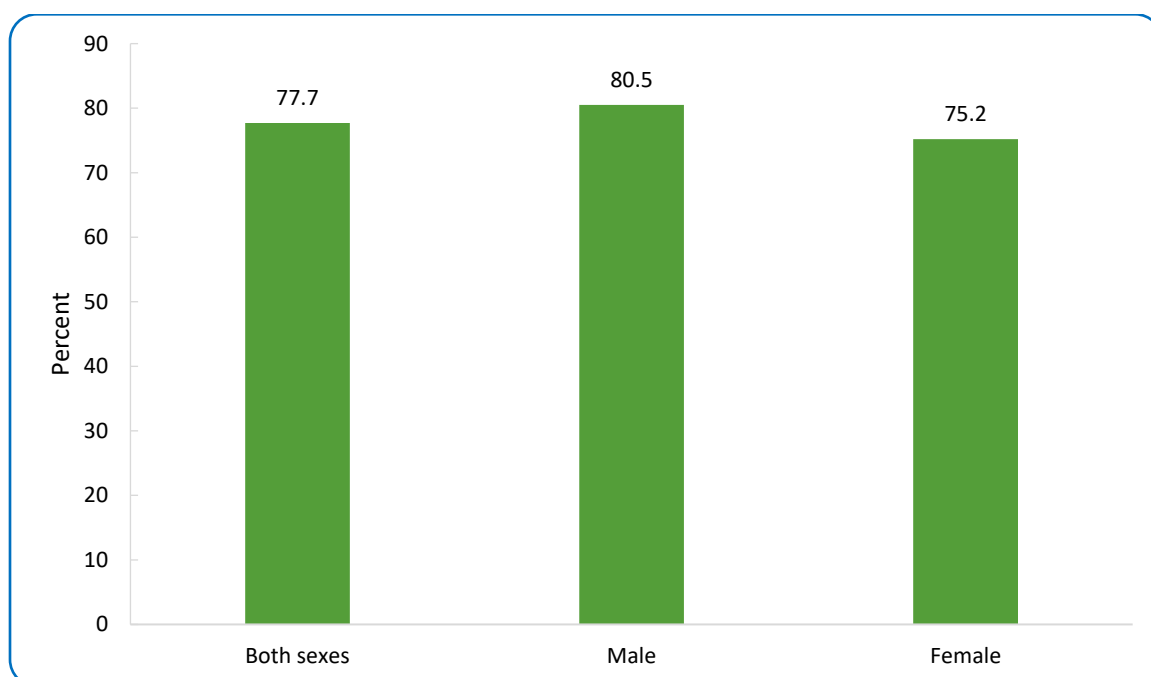
- i. The Government should ensure conducive macro-economic environment to attract more direct investment in employment potential example manufacturing industries;
- ii. The Government to strengthen enabling environment for promoting and encouraging the private sector and other employment stakeholders to allocate and direct a sizeable proportion of the total investment resources to sectors with greatest labour absorbing potentials;

- iii. The Government institutions, higher learning institutions and other partners to continue conducting research to identify labour market skills mismatch so as to sustain the current employment gains;
- iv. Sector ministries and stakeholders to enhance access to education and vocational training, promoting entrepreneurship and self-employment, as well as facilitating stronger connections between job seekers, training institutions and employers; and
- v. The Ministry responsible for labour in collaboration with stakeholders to ensure a robust Labour Market Information System that adequately informs planning and decision -making process.

b) Labour Force Participation Rate (LFPR) of Tanzania is 77.7

The labour force participation rate is a measure of the proportion of a country's working age population that engages actively in the labour market, either by working or looking for work. It provides an indication of the size of the supply of labour available to engage in the production of goods and services, relative to the working age population.

Figure 11: Labour Force Participation Rates by Sex; Tanzania, 2022 PHC



Policy Implication

- i. The labour force participation of 77.7 percent is moderate indicating that the economy is stable. A moderate labour force participation rate also lead to a lower unemployment rate as there are fewer people looking for work;
- ii. The higher the labour force participation rate, the more of the country's population is interested in working;
- iii. The information on labour force participation is useful for formulation and monitoring the implementation of employment policy to understand the labour market behaviour of different categories of population; and
- iv. The information on labour force participation enables policy makers and skills providers to review their curricula and allocate relevant resources for labour market demand driven skills.

Recommended Policy Action

- i. The Government and other stakeholders to take deliberate actions to empower youths who are ready and available in the labour market by strengthening and establishing loan schemes and other necessary skills to participate in the economy; and
- ii. Sector ministries and other stakeholders to strengthen various strategies and programmes that will ensure economic activities such as agriculture are done throughout the year so that the labour force that works seasonally can participate in production throughout the year.

10.0 Disability

Tanzania National Policy on Disability of 2004 defines disability as the loss or limitation of opportunities to take part in the normal life of the community on an equal level with others due to physical, mental or social factors. Disability statistics are important for monitoring population level of functioning and are essential for monitoring quality and outcomes of national policies and programmes, needs assessment, protection and promotion of rights for Persons With Disabilities (PWDs).

Key Findings

- a) *About 11 percent of the total Tanzanian population aged 7 years and above have some form of disability;*
- b) *About 58 percent of people with disabilities reported disease as the major cause of their disability; and*
- c) *About seven percent of people with disability reported accident as the cause of their disability.*

Persons with disabilities experience significant limitations in accessing meaningful social services such as quality education, health services, easily access to buildings as well as opportunities for full participation in economic and social engagement. In addition, they, experience unfair conditions such as self-denial, stigma, discrimination, poverty and exclusion.

Policy Implication

- i. An increase in the number of PWDs may escalate the cost of care for households and communities, leading to adverse social economic outcome such as poverty as a result of missed opportunities like education, employment and earning; and
- ii. Persons with disabilities are among the most vulnerable group in the society and therefore, more resources are needed to support them.

Recommended Policy Action

- i. The Government and other stakeholders need to allocate more resources to ensure the welfare of PWDs is considered;
- ii. The Government and other stakeholders need to increase disability grants, such as cash transfer programme for most vulnerable households especially those caring or living with PWDs;
- iii. Government and partners to ensure that all policies, programmes and plans focus on creating an enabling environment for PWDs so that they can fully participate in their own development; and

-
- iv. Government and development partners to continue strengthening health and safety programmes for prevention and cure to reduce the incidence of diseases and accidents that were cited as major cause of disabilities in the country.

11.0 Energy

Energy is one of the priority areas for the Government to improve the health and quality of life of Tanzanians. The Government is implementing the National Energy Policy of 2015 that aims at enhancing provision of adequate, reliable and affordable modern energy services to Tanzania in a sustainable manner.

Key Findings

- a) About 56 and 26 percent of households use firewood and charcoal as the main source of energy for cooking respectively;*
- b) About 16 percent of households use clean energy for cooking;*
- c) About 37 percent of households use electricity from National Grid for lighting; and*
- d) About 32 percent of households use solar energy for lighting.*

Policy Implication

- i. Continued use of firewood and charcoal as the main sources of energy for cooking lead to destruction of the environment through deforestation, soil degradation and greenhouse gas emissions which has implications on biodiversity, climate change and long-term sustainability of natural resources;
- ii. Cooking practices using firewood and charcoal cause indoor air pollution which is associated with high risk of respiratory diseases and other health problems; and
- iii. Increased use of electricity and other sources of clean energy, lead to reduction of environmental destruction. This means significant achievements have been made in the use of clean energy.

Recommended Policy Action

- i. The Government and other partners should consider providing incentives for use of alternative energy for cooking and lighting and discourage the use of forest based energy. This may include selective tax incentive mechanisms that can lower the cost of clean energy;
- ii. Government in collaboration with the private sector and other stakeholders should consider supporting installation and connection of clean energy infrastructure at lower prices; and
- iii. Government in collaboration with the private sector and other stakeholders should continue to raise awareness to people to change mind-set toward using energy efficient technologies.

12.0 Land Ownership

Land is a key resource for social and economic development. Its ownership system determines efficiency and effectiveness in delivering development outcomes. Land is an asset that keeps increasing in value over time. Land ownership with legal documents provides the owner with security .

Key Findings

- a) *About half (47.2%) of persons aged 15 years and above own land without any legal documents; and*
- b) *About 11 percent of females in Tanzania own land alone compared with 18 percent of males.*

Policy Implication

The overall aim of the National Land Policy is to promote and ensure a secure land tenure system, to encourage the optimal use of land resources, and to facilitate broad-based social and economic development without upsetting or endangering the ecological balance of the environment. Gender inequality in land ownership is a critical issue in Tanzania, with significant policy implications.

- I. Land ownership with respective legal documents provides the owner with security;
- II. Addressing discriminatory customs and promoting gender equality in land ownership is essential. Strengthening legal provisions to align with constitutional rights and ensuring that land allocation processes are fair to both men and women are critical steps; and
- III. Women who own land can engage in income generating activities leading to empowerment, poverty reduction and better livelihood.

Recommended Policy Action

- i. Government and other stakeholders should continue monitoring implementation of the 1997 Land Policy to strengthen and accelerate land ownership process by strengthen capacities of responsible institutions;
- ii. Government needs to address gender disparity including vulnerable groups in land ownership to guarantee economic empowerment and achieve human rights outcomes;
- iii. Strengthening legal provisions to align with constitutional rights and ensuring that land allocation processes are fair to both men and women;
- iv. Government and other stakeholders should continue conducting education and awareness campaigns about women's land rights and benefits of joint land ownership to promoting gender equality for sustainable development and poverty reduction; and
- v. Central and Local Government to accelerate issuance of land ownership legal documents.

13.0 Water and Sanitation

Inadequate water and sanitation can have serious consequences on human health and well-being. Inadequate water and sanitation are linked to the transmission of diseases such as diarrhoea, cholera, typhoid and dysentery. Access to clean water and sanitation is recognised by the United Nations as a human right.

Key Findings

- a) *About 70 percent of private households use drinking water from improved sources;*
- b) *About 91 and 56 percent of private households in urban and rural areas respectively use drinking water from improved sources;*
- c) *About 60 percent of households use improved toilet facilities;*
- d) *About 41 percent of private households in rural areas use improved toilet facilities; and*
- e) *About 9 percent of private households in rural areas have no toilet facilities.*

Policy Implication

- i. Most households in urban areas (91%) are using water from improved water sources. However, the percentage of households in rural areas (56%) using water from improved sources is significantly below the national target of achieving 85 percent by 2025/26;
- ii. Forty percent of households are still using unimproved toilet facilities or have no facilities at all. This may lead to outbreak of communicable diseases such as cholera and diarrhoea as well as causing environmental pollution; and
- iii. About 41 percent of households in rural areas are using improved toilets facilities. This is significantly below the national target of achieving 75 percent by 2025/26;

Recommended Policy Action

- i. The Government should sustain efforts to improve supply of water from improved sources by putting more emphasis on rural areas where a relatively high proportion of households are still using water from unimproved sources;
- ii. The Government and other partners need to strengthen ongoing public awareness of the adverse results of not using improved toilet facilities; and.
- iii. Local Government Authorities and other partners need to enforce existing by-laws that require each household to have improved toilet facilities.

14.0 Access and Use of Information and Communication Technology

Information and Communication Technology (ICT) is increasingly setting the pace of global socio-economic development. Countries are prioritising investment in the digital ecosystem to transform and modernise their economies in recognising ICT's developmental role in facilitating and accelerating overall development. Availability and use of quality ICT statistics have positive impact on the economy and society in general.

Key findings

- a) About 19 percent of persons aged 15 years and above own smart phones or tablets;
- b) Twenty one percent of male own smart phones or tablets while female is 17 percent;
- c) About 34 percent of persons aged 15 years and above living in urban areas own smart phones or tablets while in rural areas the respective figure is 9 percent;
- d) The ownership of computers is lower (3.7%) than that of smart phones or tablets (19%); and
- e) About 39 percent of households in Tanzania own radio while 27.3 percent own television.

Policy Implication

- i) Adoption level of ICT services among households and individuals shows that, the sector is growing in the right direction. Despite this growth, evidence from 2022 PHC and administrative data shows that the digital divide gap is still high. For instance, though the broadband population coverage is 72 percent, only around 45 percent of the population is using broadband services;
- ii) Ownership and usage of ICT smart devices (smart phones, tablets and computer) is significantly low, hindering the uptake of broadband services;

-
- iii) Access and use of ICT services is low among females compared to males as well as between urban and rural areas; and
 - iv) Low ownership and use of radio and television hinders communication of important information and services.

Recommended Policy Action

- (i) The Government should improve availability of low-priced smart devices by reducing tax and introducing digital literacy programmes in education curriculum to bridge the digital divide gap;
The Government and private companies should promote usage of ICT smart devices through digital literacy, affordability of services, availability of online contents and incentive packages;
- (ii) The Government should consider to promote access and skills in digital technology and establish financing schemes to address the low access to and use of ICT services among women and marginalized groups (persons with disability, youth, children, elderly and people living in remote areas); and
- (iii) The Government should consider conducting stand-alone ICT household survey to capture ICT indicators such as expenditure on ICT, purchases online and digital literacy level which were not covered in 2022 PHC.

